

April 24, 2026

BSE Limited
P. J. Towers,
Dalal Street, Fort,
Mumbai – 400 001
Scrip Code: 511218

National Stock Exchange of India Limited
Listing Department
Exchange Plaza, 5th Floor,
Plot no. C/1, G- Block,
Bandra-Kurla Complex,
Mumbai – 400 051
NSE Symbol: SHRIRAMFIN

Dear Sir/Madam,

Sub.: Outcome of Board Meeting

Re.: Regulations 30, 33, 51, 52, 54 and other applicable regulations of the Securities and Exchange Board of India (Listing Obligations and Disclosure Requirements) Regulations, 2015 ('Listing Regulations')

In furtherance of our intimations dated March 30, 2026 and April 15, 2026, we inform you that the Board of Directors of the Company at their meeting held today i.e. April 24, 2026 has inter-alia:

1. Approved audited annual financial statements (standalone and consolidated) of the Company for the financial year ended March 31, 2026 and audited financial results (standalone and consolidated) for the fourth quarter and financial year ended March 31, 2026 prepared pursuant to Regulation 33 and 52 of the Listing Regulations;
2. Recommended a final dividend of Rs.6/- per share of face value of Rs.2/- each fully paid-up (i.e.300%) for the Financial Year ended March 31, 2026 subject to approval of Members at the ensuing 47th Annual General Meeting ('47th AGM'). This is in addition to the Interim Dividend of Rs.4.80/- per equity share of Rs.2/- each fully paid-up declared on October 31, 2025 which was paid to the eligible Members on November 17, 2025. With this the total dividend for F.Y. 2025-26 is Rs.10.80/- per share (i.e.540%);

Further, pursuant to Regulation 42 of the Listing Regulations, the Record Date for the purpose of determining the Members eligible to receive the final dividend for the financial year ended March 31, 2026, if declared, by the Members at the ensuing 47th AGM, has been fixed as Friday, July 3, 2026.

3. Approved the resource mobilisation plan for the Financial Year 2026-27 for issuance of debt securities viz. redeemable non-convertible debentures (NCDs)/ subordinated debentures on private placement basis and/or public issue in tranches, External Commercial Borrowings including bonds/notes, securitisation and any other methods of borrowing in onshore/offshore market for the purpose of business of the Company;

Shriram Finance Limited

Corporate Office: Wockhardt Towers, Level -III, West Wing, C-2, G-Block, Bandra - Kurla Complex, Bandra (East), Mumbai - 400 051, Maharashtra. Ph: +91 22 4095 9595

Registered Office: Sri Towers, Plot No.14A, South Phase, Industrial Estate, Guindy, Chennai – 600 032, Tamil Nadu, India. Tel: +91 44 485 24 666

Email: secretarial@shriramfinance.in | Website: www.shriramfinance.in | Corporate Identity Number (CIN) — L65191TN1979PLC007874

4. Based on the recommendation of Nomination & Remuneration Committee, approved the re-appointment of Mr. Parag Sharma (DIN 02916744) as Managing Director & CEO of the Company for a further period of 5 years with effect from December 13, 2026 upto December 12, 2031 (both days inclusive) and payment of remuneration to him, subject to approval of Members at the ensuing 47th AGM of the Company;
5. Based on the recommendation of Nomination & Remuneration Committee, approved the appointment of Mr. Morihiko Fuji (DIN 11544762) and Mr. Shinichi Fujinami (DIN 11545464) Nominees of MUFG Bank Ltd. (public shareholder), as Additional Directors of the Company, in the category of Non-Executive Non-Independent Directors with effect from April 24, 2026. The disclosure in this regard is being filed separately;
6. Approved the appointment of M/s Pijush Gupta & Co., Chartered Accountants (ICAI Firm Registration No. 309015E) as Tax Auditor of the Company to conduct Tax audit for the Financial Year 2026-27;
7. Noted the transfer of a Key Managerial Person of the Company to a new role within the Shriram Group, details of the same is enclosed as Annexure III.

The 47th AGM of the Company will be conducted on Friday, July 10, 2026 through Video Conferencing (VC) or Other Audio Visual Means (OAVM) as per the relaxation given by Ministry of Corporate Affairs vide General Circular No.03/2025 dated September 22, 2025. The Notice of 47th AGM will be circulated to Members in due course of time.

The Register of Members and Share Transfer Books of the Company will remain closed from Saturday, July 4, 2026 to Friday, July 10, 2026 (both days inclusive) for the purpose of 47th AGM and payment of final dividend.

Please find enclosed herewith:

- a) Audited standalone and consolidated financial results of the Company for the fourth quarter and financial year ended on March 31, 2026 (audited financial results) together with the disclosures in accordance with Regulation 52(4) and 54(3) of the Listing Regulations and the reports of the Joint Statutory Auditors of the Company issued thereon by M/s. G D Apte & Co., and M/s. M M Nissim & Co LLP, and declaration pursuant to Regulation 33(3)(d) and 52(3)(a) of the Listing Regulations with respect to Audit Reports with unmodified opinion on the aforesaid financial results.
- b) The disclosure in accordance with Regulation 52(7) and 52(7A) of the Listing Regulations regarding a Nil statement for utilization of issue proceeds of non-convertible securities and a Nil statement for material deviation in the use of proceeds for the quarter ended March 31, 2026.

Shriram Finance Limited

Corporate Office: Wockhardt Towers, Level -III, West Wing, C-2, G-Block, Bandra - Kurla Complex, Bandra (East), Mumbai - 400 051, Maharashtra. Ph: +91 22 4095 9595

Registered Office: Sri Towers, Plot No.14A, South Phase, Industrial Estate, Guindy, Chennai – 600 032, Tamil Nadu, India. Tel: +91 44 485 24 666

Email: secretarial@shriramfinance.in | Website: www.shriramfinance.in | Corporate Identity Number (CIN) — L65191TN1979PLC007874

- c) Independent Auditor's certificate on Security Cover as at March 31, 2026 pursuant to Regulation 54 read with Regulation 56(1)(d) of the Listing Regulations and SEBI Master Circular No.SEBI/HO/DDHS-PoD-1/P/CIR/2025/117 dated August 13, 2025.
- d) The requisite disclosures under Regulation 30 & 51 of the Listing Regulations read with Part A and Part B of Schedule III of the Listing Regulations and SEBI Master Circular No.HO/49/14/14(7)2025-CFD-POD2/I/3762/2026 updated on January 30, 2026 as **Annexure I - III**.
- e) Details of Outstanding Qualified Borrowings and Incremental Qualified Borrowings for Financial Year 2025-26 as **Annexure IV**.
- f) Press Release and Investor Update on the said audited financial results.

The disclosure of Related Party Transactions on a consolidated basis for the second half year ended March 31, 2026 pursuant to the provisions of Regulation 23(9) of the Listing Regulations is being filed under Integrated filing (financial) through XBRL mode.

The extract from the said audited financial results also containing a Quick Response (QR) code would be published in one English and one vernacular newspaper as required under Regulation 47 and Regulation 52(8) of the Listing Regulations. The said audited financial results are also being uploaded on the Company's website (www.shriramfinance.in) as required under Regulation 46 of the Listing Regulations.

This is an intimation/disclosure under Regulation 23(9), 30, 33, 42, 51, 52, 54 and other applicable regulations of Listing Regulations.

Kindly take the same on record.

The Meeting of Board of Directors commenced at 11.30 A.M. and concluded at 02:55 P.M.

Thanking you,
Yours faithfully,

For Shriram Finance Limited



U Balasundararao
Company Secretary & Chief Compliance Officer
Encl. a/a

Shriram Finance Limited

Corporate Office: Wockhardt Towers, Level -III, West Wing, C-2, G-Block, Bandra - Kurla Complex, Bandra (East), Mumbai - 400 051, Maharashtra. Ph: +91 22 4095 9595

Registered Office: Sri Towers, Plot No.14A, South Phase, Industrial Estate, Guindy, Chennai – 600 032, Tamil Nadu, India. Tel: +91 44 485 24 666

Email: secretarial@shriramfinance.in | Website: www.shriramfinance.in | Corporate Identity Number (CIN) — L65191TN1979PLC007874

Information as required under Regulation 30 & 51 of SEBI (Listing Obligations and Disclosure Requirements) Regulations, 2015 read with Part A and Part B of Listing Regulations and SEBI Master Circular No. HO/49/14/14(7)2025-CFD-POD2/I/3762/2026 updated on January 30, 2026

Annexure I

Sr. No.	Particulars	Description
1.	Name of Director	Mr. Parag Sharma (DIN 02916744)
2.	Reason for change	Re-appointment of Mr. Parag Sharma as a Managing Director & CEO of the Company, subject to approval of Members of the Company at the ensuing 47 th AGM.
3.	Date of re-appointment	December 13, 2026
	Term of re-appointment	For a further period of 5 years with effect from December 13, 2026 to December 12, 2031(both days inclusive)
4.	Brief Profile	<p>Mr. Parag Sharma, aged 56 years, is a commerce graduate from Delhi University as well as a graduate from the Institute of Cost Accountants of India (ICMAI). He has been working with Shriram Group for more than three decades and rose to the position of Managing Director & CEO with effect from December 5, 2025. Throughout his career, he has consistently demonstrated outstanding performance. He plays important role of steering further improvement in the business performance and profitability, enhancing credit rating of the Company, overseeing optimum utilisation of surplus short-term funds through smart treasury initiatives, growing new businesses, etc in addition to effective mobilising funds required for growth of business of the Company in cost effective manner as a Managing Director & CFO up to December 4, 2025.</p> <p>Mr. Parag Sharma is responsible for leading the executive team of the organisation and ensuring alignment for delivery of business results. He is also responsible for growth in business volumes and profits, Net Interest Margin (NIM), product innovation/offerings, branch expansion in new and existing geographies, laying and implementing the digital roadmap (digitalisation) for the Company.</p>

Shriram Finance Limited

Corporate Office: Wockhardt Towers, Level -III, West Wing, C-2, G-Block, Bandra - Kurla Complex, Bandra (East), Mumbai - 400 051, Maharashtra. Ph: +91 22 4095 9595

Registered Office: Sri Towers, Plot No.14A, South Phase, Industrial Estate, Guindy, Chennai – 600 032, Tamil Nadu, India. Tel: +91 44 485 24 666

Email: secretarial@shriramfinance.in | Website: www.shriramfinance.in | Corporate Identity Number (CIN) — L65191TN1979PLC007874

5.	Disclosure of relationships between directors	Mr. Parag Sharma is not related to any Director of the Company.
6.	Information as required pursuant to BSE Circular with ref.no. LIST/COMP/14/2018-19 and the National Stock Exchange of India Ltd with ref. no. NSE/CML/2018/24, both dated June 20, 2018	Mr. Parag Sharma is not debarred from holding the office of Director by virtue of any SEBI order or any other such authority.

Shriram Finance Limited

Corporate Office: Wockhardt Towers, Level -III, West Wing, C-2, G-Block, Bandra - Kurla Complex, Bandra (East), Mumbai - 400 051, Maharashtra. Ph: +91 22 4095 9595

Registered Office: Sri Towers, Plot No.14A, South Phase, Industrial Estate, Guindy, Chennai – 600 032, Tamil Nadu, India. Tel: +91 44 485 24 666

Email: secretarial@shriramfinance.in | Website: www.shriramfinance.in | Corporate Identity Number (CIN) — L65191TN1979PLC007874

Information as required under Regulation 30 & 51 of SEBI (Listing Obligations and Disclosure Requirements) Regulations, 2015 read with Part A and Part B of Listing Regulations and SEBI Master Circular No. HO/49/14/14(7)2025-CFD-POD2/I/3762/2026 updated on January 30, 2026

Annexure II

Sr. No.	Particulars	Details
1	Reason for change	Appointment of M/s. Pijush Gupta & Co., Chartered Accountants (ICAI Firm Registration No. 309015E) as Tax Auditor of the Company
2	Date of appointment	April 24, 2026
	Term of Appointment	For the Financial Year 2026-27
3	Brief Profile	M/s Pijush Gupta & Co., Chartered Accountants was established in the year 1989. The firm has its head office in Delhi (NCR) with branches in 7 states of India and having active working offices in Navi Mumbai and Bangalore servicing clients on PAN-India basis. The Firm provides a range of services which include Audit & Assurance, Taxation, Accounting and Risk Advisory. The Firm's Audit & Assurance practice has significant experience in auditing financial services clients including Banks, NBFCs and Insurance Companies.
4	Disclosure of relationships between directors (in case of appointment of a director)	Not Applicable

Shriram Finance Limited

Corporate Office: Wockhardt Towers, Level -III, West Wing, C-2, G-Block, Bandra - Kurla Complex, Bandra (East), Mumbai - 400 051, Maharashtra. Ph: +91 22 4095 9595

Registered Office: Sri Towers, Plot No.14A, South Phase, Industrial Estate, Guindy, Chennai – 600 032, Tamil Nadu, India. Tel: +91 44 485 24 666

Email: secretarial@shriramfinance.in | Website: www.shriramfinance.in | Corporate Identity Number (CIN) — L65191TN1979PLC007874

Information as required under Regulation 30 & 51 of SEBI (Listing Obligations and Disclosure Requirements) Regulations, 2015 read with Part A and Part B of Listing Regulations and SEBI Master Circular No. HO/49/14/14(7)2025-CFD-POD2/I/3762/2026 updated on January 30, 2026

Annexure III

Sr. No.	Particulars	Description
1.	Name of Key Managerial personnel	Mr. R. Chandrasekar, Joint Managing Director – ESG & Business Responsibility (not being part of the Board)
2.	Reason for change	Cessation as a Key Managerial Person of the Company with effect from April 24, 2026 consequent to transfer of Mr. R. Chandrasekar to a new role within the Shriram Group
3.	Date of cessation	April 24, 2026
4.	Brief Profile	Not Applicable
5	Disclosure of relationships between directors	Not Applicable

Shriram Finance Limited

Corporate Office: Wockhardt Towers, Level -III, West Wing, C-2, G-Block, Bandra - Kurla Complex, Bandra (East), Mumbai - 400 051, Maharashtra. Ph: +91 22 4095 9595

Registered Office: Sri Towers, Plot No.14A, South Phase, Industrial Estate, Guindy, Chennai – 600 032, Tamil Nadu, India. Tel: +91 44 485 24 666

Email: secretarial@shriramfinance.in | Website: www.shriramfinance.in | Corporate Identity Number (CIN) — L65191TN1979PLC007874

Independent Auditor's Report on Standalone Annual Financial Results of Shriram Finance Limited pursuant to the Regulation 33, Regulation 52 and Regulation 54 read with Regulation 63(2) of the Securities and Exchange Board of India (Listing Obligations and Disclosure Requirements) Regulations, 2015 (as amended)

To
The Board of Directors of Shriram Finance Limited

Opinion

We have audited the accompanying Standalone Annual Financial Results of **Shriram Finance Limited** (the 'NBFC') for the quarter and year ended March 31, 2026, (the 'Statement') attached herewith, being submitted by the NBFC pursuant to the requirements of Regulation 33, Regulation 52 and Regulation 54 read with Regulation 63(2) of the Securities and Exchange Board of India ('SEBI') (Listing Obligations and Disclosure Requirements) Regulations, 2015 (as amended) (the 'Listing Regulations').

In our opinion and to the best of our information and according to the explanations given to us, the Statement:

- (i) is presented in accordance with the requirements of Regulation 33, Regulation 52 and Regulation 54 read with Regulation 63(2) of the Listing Regulations, and
- (ii) gives a true and fair view in conformity with the recognition and measurement principles laid down in the applicable Indian Accounting Standards ('Ind AS') under section 133 of the Companies Act, 2013 ('the Act'), read with the Companies (Indian Accounting Standards) Rules, 2015, the relevant circulars, guidelines and directions issued by the Reserve Bank of India ('RBI') from time to time ('RBI Guidelines') and other accounting principles generally accepted in India, of the standalone net profit and other comprehensive income and other financial information of the NBFC for the year ended March 31, 2026.

Basis for Opinion

We conducted our audit in accordance with the Standards on Auditing ('SAs'), specified under section 143(10) of the Act and other applicable authoritative pronouncements issued by the Institute of Chartered Accountants of India ("ICAI"). Our responsibilities under those SAs are further described in the Auditor's Responsibilities for the Audit of the Statement section of our report. We are independent of the NBFC in accordance with the Code of Ethics issued by the ICAI together with the ethical requirements that are relevant to our audit of the



Standalone Financial Results under the provisions of the Act and the rules thereunder, and we have fulfilled our other ethical responsibilities in accordance with these requirements and the Code of Ethics. We believe that the audit evidence obtained by us is sufficient and appropriate to provide a basis for our opinion.

Board of Directors' Responsibilities for the Statement

This Statement has been prepared on the basis of the Standalone Annual audited Financial Statements and has been approved by the NBFC's Board of Directors. The NBFC's Board of Directors are responsible for the preparation and presentation of the Statement that gives a true and fair view of the net profit and other comprehensive income and other financial information of the NBFC in accordance with the Ind AS prescribed under section 133 of the Act, read with the Companies (Indian Accounting Standards) Rules, 2015, the RBI Guidelines and other accounting principles generally accepted in India, and in compliance with Regulation 33, Regulation 52 and Regulation 54 read with Regulation 63(2) of the Listing Regulations. This responsibility also includes maintenance of adequate accounting records in accordance with the provisions of the Act for safeguarding of the assets of the NBFC and for preventing and detecting frauds and other irregularities; selection and application of appropriate accounting policies; making judgments and estimates that are reasonable and prudent; and design, implementation and maintenance of adequate internal financial controls that were operating effectively for ensuring the accuracy and completeness of the accounting records, relevant to the preparation and presentation of the Statement that gives a true and fair view and is free from material misstatement, whether due to fraud or error.

In preparing the Statement, the Board of Directors are responsible for assessing the NBFC's ability to continue as a going concern, disclosing, as applicable, matters related to going concern and using the going concern basis of accounting unless the Board of Directors either intends to liquidate the NBFC or to cease operations, or has no realistic alternative but to do so.

The Board of Directors is also responsible for overseeing the NBFC's financial reporting process.

Auditor's Responsibilities for the Audit of the Statement

Our objectives are to obtain reasonable assurance about whether the Statement as a whole is free from material misstatement, whether due to fraud or error, and to issue an auditor's report that includes our opinion. Reasonable assurance is a high level of assurance, but is not a guarantee that an audit conducted in accordance with SAs, specified under section 143(10) of the Act, will always detect a material misstatement when it exists. Misstatements can arise from fraud or error and are considered material if, individually or in the aggregate, they could reasonably be expected to influence the economic decisions of users taken on the basis of this Statement.

As part of an audit in accordance with the SAs, specified under section 143(10) of the Act, we



exercise professional judgment and maintain professional skepticism throughout the audit. We also:

- Identify and assess the risks of material misstatement of the Statement, whether due to fraud or error, design and perform audit procedures responsive to those risks, and obtain audit evidence that is sufficient and appropriate to provide a basis for our opinion. The risk of not detecting a material misstatement resulting from fraud is higher than for one resulting from error, as fraud may involve collusion, forgery, intentional omissions, misrepresentations, or the override of internal control.
- Obtain an understanding of internal control relevant to the audit in order to design audit procedures that are appropriate in the circumstances. Under section 143(3) (i) of the Act, we are also responsible for expressing our opinion on whether the NBFC has in place an adequate internal financial control with reference to financial statements and the operating effectiveness of such controls.
- Evaluate the appropriateness of accounting policies used and the reasonableness of accounting estimates and related disclosures made by the Board of Directors.
- Conclude on the appropriateness of the Board of Directors' use of the going concern basis of accounting and, based on the audit evidence obtained, whether a material uncertainty exists related to events or conditions that may cast significant doubt on the NBFC's ability to continue as a going concern. If we conclude that a material uncertainty exists, we are required to draw attention in our auditor's report to the related disclosures in the Statement or, if such disclosures are inadequate, to modify our opinion. Our conclusions are based on the audit evidence obtained up to the date of our auditor's report. However, future events or conditions may cause the NBFC to cease to continue as a going concern.
- Evaluate the overall presentation, structure and content of the Statement, including the disclosures, and whether the Statement represents the underlying transactions and events in a manner that achieves fair presentation.

We communicate with those charged with governance regarding, among other matters, the planned scope and timing of the audit and significant audit findings, including any significant deficiencies in internal control that we identify during our audit.

We also provide those charged with governance with a statement that we have complied with relevant ethical requirements regarding independence, and to communicate with them all relationships and other matters that may reasonably be thought to bear on our independence, and where applicable, related safeguards.



Other Matters

As described in Note 5, the figures include the Standalone Financial Results for the quarter ended March 31, 2026, being the balancing figures between the audited figures in respect of the full financial year and the published unaudited year-to-date figures up to the third quarter of the current financial year, which were subjected to limited review by us.

The Statement dealt with by this report has been prepared for the express purpose of filing with The National Stock Exchange of India Limited and BSE Limited. This Statement is based on and should be read with the Audited Standalone Financial Statements of the NBFC, for the year ended March 31, 2026 on which we have issued an unmodified audit opinion vide our report dated April 24, 2026.

Our opinion on the Statement is not modified in respect of above matter.

For M M NISSIM & CO LLP
Chartered Accountants
Firm Registration Number: 107122W/W100672

Manish Singhania
Partner
Membership No.: 155411
ICAI UDIN: 26155411WBGNF1111
Mumbai
April 24, 2026



For G. D. Apte & Co.
Chartered Accountants
Firm Registration Number: 100515W

Anagha M. Nanivadekar
Partner
Membership No.: 121007
ICAI UDIN: 26121007ASJYEH3508
Mumbai
April 24, 2026



SHRIRAM FINANCE LIMITED

CIN: L65191TN1979PLC007874

Regd. Office: Sri Towers, 14A, South Phase, Industrial Estate, Guindy, Chennai - 600032, Tamil Nadu.

Tel. No: +91 44 4852 4666, Fax: +91 44 4852 5666. Website-www.shriramfinance.in, Email-secretarial@shriramfinance.in

STATEMENT OF AUDITED STANDALONE FINANCIAL RESULTS FOR THE QUARTER AND YEAR ENDED MARCH 31, 2026

(Rs. in crores)

Sr. no.	Particulars	Quarter ended			Year ended	
		31.03.2026 (Audited) (Refer note 5)	31.12.2025 (Unaudited)	31.03.2025 (Audited) (Refer note 5)	31.03.2026 (Audited)	31.03.2025 (Audited)
	Revenue from operations					
(i)	Interest income (Refer note 10)	12,087.12	11,833.14	10,789.51	46,644.04	40,307.64
(ii)	Dividend income	-	-	-	1.84	1.69
(iii)	Fees and commission income	147.35	137.02	330.62	490.55	681.93
(iv)	Net gain on fair value changes	67.57	58.05	111.27	356.99	200.94
(v)	Net gain on derecognition of financial instruments under amortised cost category	-	-	13.60	-	132.64
(vi)	Other operating income	206.68	137.54	209.23	624.47	509.58
(I)	Total revenue from operations	12,508.72	12,165.75	11,454.23	48,117.89	41,834.42
(II)	Other income	19.19	25.83	6.02	60.09	25.05
(III)	Total income (I + II)	12,527.91	12,191.58	11,460.25	48,177.98	41,859.47
	Expenses					
(i)	Finance costs	5,335.76	5,259.10	5,223.99	21,520.41	18,454.58
(ii)	Fees and commission expenses (Refer note 10)	84.05	203.30	170.07	596.54	572.46
(iii)	Impairment on financial instruments	1,409.73	1,310.32	1,563.29	5,339.07	5,311.66
(iv)	Employee benefits expenses (Refer note 9)	968.35	1,237.26	905.73	4,126.01	3,651.16
(v)	Depreciation, amortisation and impairment	174.62	176.58	171.06	698.75	645.32
(vi)	Other expenses	640.09	644.82	654.13	2,604.94	2,275.04
(IV)	Total expenses	8,612.60	8,831.38	8,688.27	34,885.72	30,910.22
(V)	Profit before exceptional items and tax (III - IV)	3,915.31	3,360.20	2,771.98	13,292.26	10,949.25
(VI)	Exceptional items (net) (Refer note 11)	-	-	-	-	1,656.77
(VII)	Profit before tax (V + VI)	3,915.31	3,360.20	2,771.98	13,292.26	12,606.02
(VIII)	Tax expense:					
(i)	Current tax	1,031.04	1,118.27	498.00	4,157.90	3,590.88
(ii)	Deferred tax	(129.30)	(279.74)	134.59	(863.79)	(745.86)
(IX)	Profit for the period/ year (VII - VIII)	3,013.57	2,521.67	2,139.39	9,998.15	9,761.00
(X)	Other comprehensive income					
A (i)	Items that will not be reclassified to profit or loss					
	Remeasurement gain/ (loss) on defined benefit plan	36.01	12.29	(11.65)	43.34	(12.40)
	Gain/ (loss) on fair valuation of quoted investments in equity shares	6.08	2.39	0.08	12.77	30.97
(ii)	Income tax relating to items that will not be reclassified to profit or loss	(9.93)	(0.81)	2.92	(11.42)	(4.67)
	Subtotal (A)	32.16	13.87	(8.65)	44.69	13.90
B (i)	Items that will be reclassified to profit or loss					
	Cash flow hedge reserve					
	Gain/ (loss) on effective portion of hedging instruments in a cash flow hedge	756.39	73.21	(497.87)	1,128.02	(276.66)
(ii)	Income tax relating to items that will be reclassified to profit or loss	(190.37)	(18.42)	125.30	(283.90)	69.63
	Subtotal (B)	566.02	54.79	(372.57)	844.12	(207.03)
	Other comprehensive income for the period/ year (A + B)	598.18	68.66	(381.22)	888.81	(193.13)
(XI)	Total comprehensive income for the period/ year (IX + X)	3,611.75	2,590.33	1,758.17	10,886.96	9,567.87
(XII)	Paid-up equity share capital (face value Rs. 2/- per share)	376.31	376.27	376.08	376.31	376.08
(XIII)	Other equity				65,328.62	55,904.49
(XIV)	Earnings per equity share (not annualised for the interim periods)					
	Basic (Rs.)	16.02	13.40	11.38	53.15	51.92
	Diluted (Rs.)	16.01	13.39	11.36	53.11	51.85



SHRIRAM FINANCE LIMITED

CIN: L65191TN1979PLC007874


Regd. Office: Sri Towers, 14A, South Phase, Industrial Estate, Guindy, Chennai - 600 032, Tamil Nadu.
Tel. No: +91 44 4852 4666, Fax: +91 44 4852 5666. Website-www.shriramfinance.in, Email-secretarial@shriramfinance.in

Notes:

1 Statement of standalone assets and liabilities

(Rs. in crores)

Sr. no.	Particulars	As at	
		31.03.2026 (Audited)	31.03.2025 (Audited)
	ASSETS		
(1)	Financial assets		
(a)	Cash and cash equivalents	5,741.04	10,681.40
(b)	Bank balance other than (a) above	2,197.31	10,684.34
(c)	Derivative financial instruments	4,684.06	525.50
(d)	Receivables		
	(I) Trade receivables	51.78	50.82
	(II) Other receivables	0.21	-
(e)	Loans	282,452.44	245,392.79
(f)	Investments	14,782.76	15,598.71
(g)	Other financial assets	3,335.38	3,510.83
	Total financial assets	313,244.98	286,444.39
(2)	Non-financial assets		
(a)	Current tax assets (net)	604.33	432.07
(b)	Deferred tax assets (net)	4,263.32	3,694.86
(d)	Property, plant and equipment	1,108.77	1,025.68
(e)	Goodwill	1,189.45	1,189.45
(f)	Other intangible assets	336.96	698.95
(g)	Other non-financial assets	406.38	321.95
	Total non-financial assets	7,909.21	7,362.96
(3)	Non-current assets held for sale/ disposal	0.97	0.97
	Total assets (1+2+3)	321,155.16	293,808.32
	LIABILITIES AND EQUITY		
	Liabilities		
(1)	Financial liabilities		
(a)	Derivative financial instruments	59.77	275.41
(b)	Payables		
	(I) Trade payables		
	(i) total outstanding dues of micro enterprises and small enterprises	5.65	1.02
	(ii) total outstanding dues of creditors other than micro enterprises and small enterprises	326.69	297.83
	(II) Other payables		
	(i) total outstanding dues of micro enterprises and small enterprises	-	0.23
	(ii) total outstanding dues of creditors other than micro enterprises and small enterprises	2.51	1.37
(c)	Debt securities	52,873.19	54,148.86
(d)	Borrowings (other than debt securities)	125,917.78	121,448.42
(e)	Deposits	69,480.34	56,085.99
(f)	Subordinated liabilities	2,418.57	2,513.98
(g)	Other financial liabilities	3,368.89	2,136.61
	Total financial liabilities	254,453.39	236,909.72
(2)	Non-financial liabilities		
(a)	Current tax liabilities (net)	402.42	38.98
(b)	Provisions	397.80	344.38
(c)	Other non-financial liabilities	196.62	234.67
	Total non-financial liabilities	996.84	618.03
(3)	Total liabilities (1+2)	255,450.23	237,527.75
(4)	Equity		
(a)	Equity share capital	376.31	376.08
(b)	Other equity	65,328.62	55,904.49
	Total equity	65,704.93	56,280.57
	Total liabilities and equity (3+4)	321,155.16	293,808.32



SHRIRAM FINANCE LIMITED

CIN: L65191TN1979PLC007874

Regd. Office: Sri Towers, 14A, South Phase, Industrial Estate, Guindy, Chennai - 600 032, Tamil Nadu.

Tel. No: +91 44 4852 4666, Fax: +91 44 4852 5666. Website-www.shriramfinance.in, Email-secretarial@shriramfinance.in

Notes:**2 Standalone statement of cash flows**

(Rs. in crores)

Sr. no.	Particulars	Year ended	
		31.03.2026 (Audited)	31.03.2025 (Audited)
A.	Cash flow from operating activities		
	Profit before tax	13,292.26	12,606.02
	Adjustments for:		
	Depreciation, amortisation and impairment	698.75	645.32
	Interest on income tax refund	(1.61)	(0.88)
	Exceptional items (net) (Refer note 11)	-	(1,656.77)
	Share-based payments to employees	28.13	0.26
	Interest income on loans	(44,485.13)	(38,669.51)
	Interest income from investments	(1,010.68)	(826.00)
	Interest income on deposits	(926.12)	(679.68)
	Interest others	(0.01)	(0.16)
	Finance costs on borrowings	21,425.02	18,333.88
	Interest on lease liabilities	67.34	59.60
	Loss/ (profit) on sale of property, plant and equipment (net)	5.13	7.91
	Fair value adjustments to investments	-	(0.20)
	Dividend income	(1.84)	(1.69)
	Impairment on loans	5,310.18	5,279.00
	Impairment on investments	30.57	26.13
	Impairment on undrawn loan commitment	4.41	4.83
	Impairment on other assets	(6.09)	1.70
	Non-cash components of lease liabilities	(13.77)	(12.28)
	Net (gain)/ loss on fair value changes on investment	(342.13)	(277.00)
	Net (gain)/ loss on fair value changes on direct assignment	(14.86)	76.06
	Net gain on derecognition of financial instruments under amortised cost category	-	(132.64)
	Cash inflow from interest on loans	44,097.39	38,739.78
	Cash inflow from interest and dividend on investments	841.62	683.66
	Cash inflow from bank deposits	1,003.15	568.94
	Cash outflow towards finance costs	(18,453.24)	(15,560.26)
	Operating profit before working capital changes	21,548.47	19,216.02
	Movements in working capital:		
	Decrease/ (increase) in loans	(41,982.09)	(42,812.65)
	Decrease/ (increase) in investments	1,661.30	(6,570.98)
	Decrease/ (increase) in receivables	15.17	59.46
	Decrease/ (increase) in bank deposits	8,423.87	(9,041.95)
	Decrease/ (increase) in other financial assets	165.86	156.19
	Decrease/ (increase) in other non-financial assets	(82.64)	32.18
	Increase/ (decrease) in payables	33.49	87.10
	Increase/ (decrease) in other financial liabilities excluding lease liabilities	1,174.09	184.98
	Increase/ (decrease) in non-financial liabilities	(38.05)	(24.68)
	Increase/ (decrease) in other provision	64.21	30.68
	Cash used in operations	(9,016.32)	(38,683.65)



SHRIRAM FINANCE LIMITED

CIN: L65191TN1979PLC007874

Regd. Office: Sri Towers, 14A, South Phase, Industrial Estate, Guindy, Chennai - 600 032, Tamil Nadu.
Tel. No: +91 44 4852 4666, Fax: +91 44 4852 5666. Website-www.shriramfinance.in, Email-secretarial@shriramfinance.in

Notes:

2 Standalone statement of cash flows

(Rs. in crores)

Sr. no.	Particulars	Year ended	
		31.03.2026 (Audited)	31.03.2025 (Audited)
	Direct taxes paid (net of refunds)	(3,965.11)	(3,591.16)
	Net cash flows from/ (used in) operating activities (A)	(12,981.43)	(42,274.81)
B.	Cash flow from investing activities		
	Purchase of property, plant and equipment	(191.22)	(223.59)
	Proceeds from sale of property, plant and equipment	2.59	3.70
	Purchase of other intangible assets	(5.02)	(31.00)
	Investment in subsidiary	(350.12)	-
	Proceeds from sale of investment in a subsidiary	-	3,929.03
	Net cash generated from/ (used in) investing activities (B)	(543.77)	3,678.14
C.	Cash flow from financing activities		
	Proceeds from issue of share capital and share application pending allotment (including share premium)	4.57	5.50
	Proceeds/ (repayment) on settlement of derivative contracts	(4,374.20)	80.39
	Increase/ (decrease) in deposits (net)	12,422.05	10,897.29
	Amount received from debt securities	4,997.50	23,385.10
	Repayment of debt securities	(6,621.86)	(15,095.16)
	Proceeds/ (repayment) of subordinated debts	(94.45)	(1,832.53)
	Amount received from borrowings other than debt securities	53,391.71	87,624.97
	Repayment of borrowings other than debt securities	(49,446.07)	(59,731.06)
	Payment of lease liabilities	(229.31)	(210.50)
	Dividend paid	(1,465.10)	(1,859.30)
	Net cash generated from/ (used in) financing activities (C)	8,584.84	43,264.70
	Net increase/ (decrease) in cash and cash equivalents (A+B+C)	(4,940.36)	4,668.03
	Cash and cash equivalents at the beginning of the year	10,681.40	6,013.37
	Cash and cash equivalents at the end of the year	5,741.04	10,681.40

Components of cash and cash equivalents

(Rs. in crores)

Sr. no.	Particulars	As at	
		31.03.2026 (Audited)	31.03.2025 (Audited)
i)	Cash on hand	148.10	191.75
ii)	Cheques on hand	11.09	29.53
iii)	Balances with banks (of the nature of cash and cash equivalents)	1,291.83	3,500.51
iv)	Bank deposits with original maturity upto three months or less	4,290.24	6,960.15
	Gross	5,741.26	10,681.94
	Less : Impairment loss allowance	0.22	0.54
	Cash and cash equivalent as per balance sheet	5,741.04	10,681.40

- a) The above Statement of Cash Flows has been prepared under the indirect method set out in Ind AS 7 - Statement of Cash Flows as specified in the Companies (Indian Accounting Standard), 2015.
- b) Income tax paid is treated as arising from operating activities and are not bifurcated between investing and financing activities.
- c) During the year, the Company has paid an amount of Rs. 183.01 crores (March 31, 2025: Rs. 131.46 crores) towards Corporate Social Responsibility (CSR).



SHRIRAM FINANCE LIMITED

CIN: L65191TN1979PLC007874

Regd. Office: Sri Towers, 14A, South Phase, Industrial Estate, Guindy, Chennai - 600 032, Tamil Nadu.

Tel. No: +91 44 4852 4666, Fax: +91 44 4852 5666. Website-www.shriramfinance.in, email-secretarial@shriramfinance.in

Notes:

- 3 The above results have been reviewed by the Audit Committee and subsequently approved by the Board of Directors in their respective meetings held on April 24, 2026.
- 4 The standalone financial results (the 'Statement' or 'Results') together with the results for the comparative reporting periods have been prepared in accordance with recognition and measurement principles laid down in Indian Accounting Standard and as prescribed under section 133 of the Companies Act, 2013 ('the Act') read with Companies (Indian Accounting Standards) Rules, 2015 as amended from time to time and the other accounting principles generally accepted in India and in compliance with Regulation 33, 52 and 54 read with Regulation 63(2) of Securities and Exchange Board of India ('SEBI') (Listing Obligations and Disclosure Requirements) Regulations, 2015, as amended (the 'Listing Regulations'). The annual financial statements, used to prepare the financial results, are based on the Division III of the notified Schedule III of the Act, as amended from time to time, for Non-Banking Financial Companies that are required to comply with Ind AS.

These standalone financial results would be available on the website of the Company (www.shriramfinance.in) and on the website of BSE Limited (www.bseindia.com) and National Stock Exchange of India Limited (www.nseindia.com).

- 5 The figures for the fourth quarter of the current and previous year are the balancing figures between (a) audited figures in respect of the full financial year and (b) the published year to date figures up to the end of third quarter of the respective financial years which were subjected to limited review by the statutory auditors.
- 6 The standalone financial results for the quarter and year ended March 31, 2026 have been audited by the joint statutory auditors, viz. M M NISSIM & CO LLP, Chartered Accountants and G. D. Apte & Co., Chartered Accountants.
- 7 The Board of Directors at its meeting held on December 19, 2025 approved the issuance of 471,121,055 fully paid-up equity shares of face value of Rs. 2/- each fully paid-up on a preferential basis to MUFG Bank Ltd. ("MUFG"), a company incorporated under the laws of Japan at a price of Rs. 840.93 per share (including a premium of Rs. 838.93 per share) ("Issue Price") for an amount aggregating to Rs. 39,617.98 crores representing 20% of the post equity share capital on a fully diluted basis ("Preferential Issue"). An 'Investment Agreement' in this regard was executed between, among others, the Company and MUFG on the same date. The requisite resolutions were approved by the shareholders at the extraordinary general meeting on January 14, 2026.

Upon receipt of necessary statutory and regulatory approvals, on April 08, 2026, the Board of Directors of the Company approved the allotment of 471,121,055 fully paid-up equity shares of face value of Rs. 2/- each fully paid-up at an issue price on a preferential basis to MUFG on receipt of the subscription amount of Rs. 39,617.98 crores in terms of the Investment Agreement dated December 19, 2025. Pursuant to the allotment of equity shares, MUFG has become a minority public shareholder of the Company representing 20% equity stake on a fully diluted basis and the paid-up equity share capital of the Company stood increased on April 08, 2026 from Rs. 376.31 crores comprising of 1,881,565,371 equity shares of Rs. 2/- each fully paid to Rs. 470.54 crores comprising of 2,352,686,426 equity shares of Rs. 2/- each fully paid up. The proceeds are being utilised as per the objects of the preferential issue.

- 8 The Board of Directors in their meeting held on October 31, 2025 declared interim dividend of (240%) Rs. 4.80 per equity share of face value of Rs. 2/- each fully paid up for the financial year 2025-26 amounting to Rs. 9,029,319,312/- (gross) subject to deduction of tax at source as per the applicable rate(s) to all the eligible shareholders. The record date for payment of interim dividend was November 07, 2025. The interim dividend was paid to eligible Members on November 17, 2025.

The Board of Directors has recommended a final dividend of Rs. 6/- per equity share of face value of Rs. 2/- each fully paid up i.e. 300%, for the financial year 2025-26 subject to approval by the Members in the ensuing 47th Annual General Meeting (47th AGM) of the Company. This is in addition to the interim dividend of Rs. 4.80 per equity share declared on October 31, 2025.

With this the total dividend for the financial year 2025-26 will be Rs. 10.80 per share of Rs. 2/-. Pursuant to Regulation 42 of the Securities and Exchange Board of India (Listing Obligations and Disclosure Requirements) Regulations, 2015, the Register of Members and the Share Transfer Books of the Company will remain closed from Saturday, July 04, 2026 to Friday, July 10, 2026 (both days inclusive) for taking record of the Members of the Company for the purpose of payment of the final dividend and 47th AGM, if approved by the Members at the ensuing 47th AGM. The final dividend will be paid to the eligible Members on or before August 09, 2026 subject to deduction of tax at source as per the applicable rate(s), if approved by the Members at the 47th AGM.



SHRIRAM FINANCE LIMITED

CIN: L65191TN1979PLC007874

Regd. Office: Sri Towers, 14A, South Phase, Industrial Estate, Guindy, Chennai - 600 032, Tamil Nadu.

Tel. No: +91 44 4852 4666, Fax: +91 44 4852 5666. Website-www.shriramfinance.in, email-secretarial@shriramfinance.in

Notes:

- 9 The Government of India has consolidated 29 existing labour legislations into a unified framework comprising four Labour Codes viz. Code on wages 2019, Codes on Social Security 2020, Industrial Relation Code 2020, and Occupational Safety, Health and Working Condition Code 2020 (collectively referred to as the New Labour Codes). These Codes have been made effective from November 21, 2025. The corresponding draft rules under these codes have been issued by the Government.

Employee benefits expenses for the year ended March 31, 2026 include incremental impact on gratuity of Rs. 131.71 crores and on long-term compensated absences of Rs. 65.24 crores due to change in definition of wages under the New Labour Codes. The Company continues to monitor the finalisation of Central / State Rules and clarifications from the Government on other aspects of the New Labour Codes and would provide appropriate accounting effect on the basis of such developments as required.

- 10 Transaction Costs in the nature of Direct Selling Agent commission mainly pertaining to the Two-Wheeler loans were treated as upfront expenditure, considering the relatively shorter tenure and the overall materiality involved.

Consequent to the increase in the estimated Two-Wheeler portfolio, these transaction costs have been considered as a part of cash flows for estimation of effective interest rate (EIR) for loans granted from January 01, 2026. Accordingly, the transaction costs are not treated as an upfront expenditure and have been amortised at EIR over the loan tenure. Consequently, fees and commission expenses and interest income is lower by Rs. 51.50 crores and Rs. 2.52 crores respectively for the quarter and the year ended on March 31, 2026. The impact of changes in estimates is not material in the opinion of the management.

- 11 The Board of Directors of the Company in its meeting held on May 13, 2024 had approved the disinvestment of the Company's entire stake in Shriram Housing Finance Limited ('SHFL') now renamed as Truhome Finance Limited, a debt-listed non-material then subsidiary of the Company. Post receipt of requisite regulatory approvals, the Company had transferred 308,111,107 equity shares of face value of Rs. 10/- each fully paid up of SHFL to the Purchaser for a consideration of Rs. 3,929.03 crores on December 11, 2024. Consequently, SHFL had ceased to be a subsidiary of the Company with effect from December 11, 2024.

The exceptional item disclosed in the financial results for the financial year ended March 31, 2025 represents resultant gain of Rs. 1,656.77 crores (Rs. 1,489.39 crores net of tax) on account of disinvestment of SHFL. The gain is after adjusting the carrying amount of investments in SHFL as on the date of sale, expenses incurred on the sale transaction, indemnity obligations as per the terms of the share purchase agreement and derecognition of goodwill of Rs. 217.28 crores allocated to the investments in SHFL as per Ind AS 36 - Impairment of Assets.

- 12 On September 26, 2025, the Company made further investment of Rs. 300.01 crores in Shriram Overseas Investments Limited ('Shriram Overseas') (formerly Shriram Overseas Investments Private Limited), wholly owned subsidiary of the Company by subscribing 19,025,000 equity shares of face value of Rs. 10/- each at a premium of Rs. 147.69 per equity share through rights issue.

- 13 The Board of Directors of Shriram Overseas in its meeting held on May 12, 2025 had approved sale of entire 81.63% stake in its subsidiary - Bharath Investments Pte. Ltd. Singapore ('BIPL'). Post receipt of requisite regulatory approvals, the Company has transferred 755,146 equity shares of BIPL to the Purchaser for a consideration of Rs. 1.58 crores on March 11, 2026. Consequently, BIPL ceased to be a step-down subsidiary of the Company with effect from March 11, 2026.

- 14 During the year ended March 31, 2026, the Company allotted 11,81,491 equity shares of face value of Rs. 2/- each fully paid up at an exercise price of Rs. 38.71 per equity share (including premium of Rs. 36.71 per equity share) under Shriram Finance Limited Employee Stock Option Scheme 2023 (No. 1) on various dates.



SHRIRAM FINANCE LIMITED

CIN: L65191TN1979PLC007874

Regd. Office: Sri Towers, 14A, South Phase, Industrial Estate, Guindy, Chennai - 600 032, Tamil Nadu.

Tel. No: +91 44 4852 4666, Fax: +91 44 4852 5666. Website-www.shriramfinance.in, email-secretarial@shriramfinance.in

Notes:**15 Disclosures pertaining to RBI Direction - RBI/DOR/2025-26/359 DOR.ACC.REC.No.278/21.04.018/2025-26 - Reserve Bank of India (Non-Banking Financial Companies – Financial Statements: Presentation and Disclosures) Directions, 2025 dated November 28, 2025, as amended :**

- (I) The Company invoked resolution plans to relieve COVID-19 pandemic related stress to eligible borrowers. The resolution plans were based on the parameters laid down in the resolution policy approved by the Board of Directors of the Company and in accordance with the guidelines issued by the RBI on August 06, 2020 and May 05, 2021.

Disclosure format prescribed as per the notification no. RBI/2020-21/16 DOR.No.BP.BC/3/21.04.048/2020-21 dated August 06, 2020 and RBI/2021-22/31/DOR.STR.REC.11 /21.04.048/2021-22 dated May 05, 2021:

(Rs. in crores)

Type of borrower	(A)	(B)	(C)	(D)	(E)
	Exposure to accounts classified as Standard consequent to implementation of Resolution Plan – Position as at the half-year ended September 30, 2025 (A)	Of (A), aggregate debt that slipped into NPA during the half-year	Of (A) amount written off during the half-year	Of (A) amount paid by the borrowers during the half-year	Exposure to accounts classified as Standard consequent to implementation of Resolution Plan – Position as at the half-year ended March 31, 2026
Personal Loans #	63.13	0.81	1.21	26.17	34.94
Corporate persons*	-	-	-	-	-
Of which, MSMEs	-	-	-	-	-
Others	-	-	-	-	-
Total	63.13	0.81	1.21	26.17	34.94

*as defined in Section 3(7) of the Insolvency and Bankruptcy Code, 2016

#pertains to automobile loans

(II) Read with RBI Direction - RBI/DOR/2025-26/352 DOR.STR.REC.271/21.04.048 /2025-26 - Reserve Bank of India (Non-Banking Financial Companies - Transfer and Distribution of Credit Risk) Directions, 2025.

- a) The Company has not transferred any loan not in default through assignment during the quarter and year ended March 31, 2026.
- b) Details of loans not in default acquired through assignment during the quarter and year ended March 31, 2026.

Particulars	Unsecured loans	
	Quarter ended March 31, 2026	Year ended March 31, 2026
Count of loans accounts acquired	23,609	89,226
Amount of loan accounts acquired (Rs. in crores)	164.20	630.23
Weighted average maturity (in months)	17	15
Weighted average holding period (in months)	5	14
Retention of beneficial economic interest by the acquirer (%)	90.00%	90.00%
Coverage of tangible security	NA	NA
Rating wise distribution of rated loans	Not Rated	Not Rated

- c) The Company has not transferred any stressed loans during the quarter and year ended March 31, 2026.



SHRIRAM FINANCE LIMITED

CIN: L65191TN1979PLC007874

Regd. Office: Sri Towers, 14A, South Phase, Industrial Estate, Guindy, Chennai - 600 032, Tamil Nadu.

Tel. No: +91 44 4852 4666, Fax: +91 44 4852 5666. Website-www.shriramfinance.in, email-secretarial@shriramfinance.in

Notes:

d) The Company has not acquired any stressed loans during the quarter and year ended March 31, 2026.

e) Details of Co-Lending Arrangements (CLA) during the quarter and year ended March 31, 2026.

(i) Co-Lending as Partner RE

Sr. No.	Particulars	Year ended March 31, 2026
1	Number of CLAs	4
2	Weighted average rate of interest (per annum)	14.52%
3	Fees charged/ paid (Rs. in crores)	Nil
4	Broad sector in which CLA was made	Business Loan, Personal Loans
5	Performance of loans under CLA (Rs in crores)	
	Total Disbursement till March 31, 2026	1142.69
	Outstanding* on above Disbursement as on March 31, 2026	12.73
	Write Off done till March 31, 2026	0.00
	Net NPA as on March 31, 2026	2.26
6	Details related to default loss guarantee	Nil

* Outstanding as on March 31, 2026 is net of provisions

(ii) Co-Lending as Originating RE

Sr. No.	Particulars	Year ended March 31, 2026
1	Number of CLAs	2
2	Weighted average rate of interest (per annum)	13.50%
3	Fees charged/ paid (Rs. in crores)	0.15
4	Broad sector in which CLA was made	Commercial Vehicle
5	Performance of loans under CLA (Rs in crores)	
	Total Disbursement till March 31, 2026	324.06
	Outstanding* on above Disbursement as on March 31, 2026	192.49
	Write Off done till March 31, 2026	1.25
	Net NPA as on March 31, 2026	4.69
6	Details related to default loss guarantee	Nil

* Outstanding as on March 31, 2026 is net of provisions

(III) Read with RBI Direction - RBI/DOR/2025-26/357 DOR.STR.REC.276/21.04.048/2025-26 Reserve Bank of India (Non-Banking Financial Companies – Resolution of Stressed Assets) Directions, 2025 and RBI/DOR/2025-26/347 DOR.CRE.REC.No.266/07-01-008/2025-26 - Reserve Bank of India (Non-Banking Financial Companies– Credit Facilities) Directions, 2025 both dated November 28, 2025, as amended from time to time.

The Company has not lent any funds for project finance activities during the financial years ended March 31, 2026 and March 31, 2025 nor has any recoverable balance as at the same dates.



SHRIRAM FINANCE LIMITED

CIN: L65191TN1979PLC007874


Regd. Office: Sri Towers, 14A, South Phase, Industrial Estate, Guindy, Chennai - 600 032, Tamil Nadu.

Tel. No: +91 44 4852 4666, Fax: +91 44 4852 5666. Website-www.shriramfinance.in, email-secretarial@shriramfinance.in

Notes:

- 16 Information as required by regulation 52(4) of the Securities and Exchange Board of India (Listing Obligations and Disclosure Requirements) Regulations, 2015 is attached in Annexure 1.
- 17 The Company's secured non-convertible debentures of Rs. 39,614.63 crores as on March 31, 2026 are secured by specific assets covered under hypothecation loan agreements and by way of exclusive charge and mortgage of immovable property and with a cover of 100% and above as per the terms of issue. As on March 31, 2026 the security cover available in respect of secured non-convertible debt securities is 1.07 times. The security cover certificate as per Regulation 54(3) of the Securities and Exchange Board of India (Listing Obligations and Disclosure Requirements) Regulations, 2015 is attached as Annexure 2.
- 18 The Company is primarily engaged in the business of financing and there are no separate reportable segments identified as per Ind AS 108 - Operating segments. The Company operates in a single geographical segment i.e. domestic.
- 19 The figures for the previous periods/ year have been regrouped/ rearranged wherever necessary to conform to the current period/year presentation. There are no significant regroupings/ reclassification for the quarter and the year under report.

For Shriram Finance Limited



Parag Sharma
Managing Director and CEO
DIN: 02916744



Place: Mumbai
Date: April 24, 2026



SHRIRAM FINANCE LIMITED

CIN: L65191TN1979PLC007874

Regd. Office: Sri Towers, 14A, South Phase, Industrial Estate, Guindy, Chennai - 600032, Tamil Nadu.

Tel. No: +91 44 4852 4666, Fax: +91 44 4852 5666. Website-www.shriramfinance.in, Email-secretarial@shriramfinance.in

Information as required by Regulation 52(4) of the Securities and Exchange Board of India (Listing Obligations and Disclosure Requirements) Regulations, 2015

Annexure 1

Sr. no.	Particulars	Standalone				
		Quarter ended		Year ended		
		31.03.2026 (Audited)	31.12.2025 (Unaudited)	31.03.2025 (Audited)	31.03.2026 (Audited)	31.03.2025 (Audited)
1	Debt-equity ratio (times) ¹	3.82	4.05	4.16	3.82	4.16
2	Debt service coverage ratio ²	NA	NA	NA	NA	NA
3	Interest service coverage ratio ²	NA	NA	NA	NA	NA
4	Outstanding redeemable preference shares (quantity)	Nil	Nil	Nil	Nil	Nil
5	Outstanding redeemable preference shares (value) (Rs. in crores)	Nil	Nil	Nil	Nil	Nil
6	Capital redemption reserve (Rs. in crores)	53.88	53.88	53.88	53.88	53.88
7	Debenture redemption reserve (Rs. in crores)	136.87	119.02	119.02	136.87	119.02
8	Net worth ³ (Rs. in crores)	65,244.09	62,230.23	56,708.53	65,244.09	56,708.53
9	Net profit after tax (Rs. in crores)	3,013.57	2,521.67	2,139.39	9,998.15	9,761.00
10	Earnings per equity share (not annualised for the interim periods)					
	Basic (Rs.)	16.02	13.40	11.38	53.15	51.92
	Diluted (Rs.)	16.01	13.39	11.36	53.11	51.85
11	Current ratio ²	NA	NA	NA	NA	NA
12	Long term debt to working capital ²	NA	NA	NA	NA	NA
13	Bad debts to accounts receivable ratio ²	NA	NA	NA	NA	NA
14	Current liability ratio ²	NA	NA	NA	NA	NA
15	Total debts ⁴ to total assets	0.78	0.79	0.80	0.78	0.80
16	Debtors turnover ²	NA	NA	NA	NA	NA
17	Inventory turnover ²	NA	NA	NA	NA	NA
18	Operating margin (%) ²	NA	NA	NA	NA	NA
19	Net profit margin (%) ⁵	24.05%	20.68%	18.67%	20.75%	22.29%
	Net profit margin (%) (excluding exceptional items) ⁵	24.05%	20.68%	18.67%	20.75%	19.76%
20	Sector specific equivalent ratios					
	Capital adequacy ratio (%) ⁶	20.40%	20.27%	20.66%	20.40%	20.66%
	Gross NPA ratio (%) ⁷	4.58%	4.54%	4.55%	4.58%	4.55%
	Net NPA ratio (%) ⁸	2.33%	2.38%	2.64%	2.33%	2.64%
	NPA provision coverage ratio (%) ⁹	50.34%	48.77%	43.28%	50.34%	43.28%
	Liquidity coverage ratio (%) ¹⁰	323.17%	334.93%	286.73%	323.17%	286.73%

Notes

- Debt-equity ratio = (Debt securities + Borrowings (other than debt securities) + Deposits + Subordinated liabilities)/ (Equity share capital + Other equity).
- The Company is registered under the Reserve Bank of India Act, 1934 as Non-Banking Financial Company, hence these ratios are generally not applicable as per proviso to Regulation 52(4) of the Securities and Exchange Board of India (Listing Obligations and Disclosure Requirements) Regulations, 2015.
- Net worth = Total equity - Capital reserve (created due to amalgamation) - Other comprehensive income reserve.
- Total debts to Total assets = (Debt securities + Borrowings (other than debt securities) + Deposits + Subordinated liabilities)/ Total assets.
- Net profit margin = Net profit after tax/ (Total income + Exceptional items of income).
- Capital adequacy ratio = Total capital funds/ Risk weighted assets, calculated as per applicable RBI guidelines.
- Gross NPA ratio (%) = Gross stage 3 loans/ Gross loans.
- Net NPA ratio (%) = Net stage 3 loans/ (Gross loans - ECL on stage 3 loans) where Net stage 3 loans = Gross stage 3 loans - ECL on stage 3 loans.
- NPA provision coverage ratio (%) = ECL on stage 3 loans/ Gross stage 3 loans.
- Liquidity coverage ratio is calculated as per RBI Directions - RBI/DoR/2025-26/355 DOR.LRG.REC.No.274/13-10-004/2025-26 - Reserve Bank of India (Non-Banking Financial Companies – Asset Liability Management) Directions, 2025 dated November 28, 2025.
- NPA = Non-performing assets.



SHRIRAM FINANCE LIMITED

CIN: L65191TN1979PLC007874

Regd. Office: Sri Towers, 14A, South Phase, Industrial Estate, Guindy, Chennai - 600 032, Tamil Nadu.

Tel. No: +91 44 4852 4666, Fax: +91 44 4852 5666. Website-www.shriramfinance.in, email-secretarial@shriramfinance.in

Annexure 2

Notes:

(Rs. in crores)

A Particulars	B Description of asset for which this certificate relate	C	D	E	F	G	H Debt not backed by any assets offered as security	I Assets not offered as security	I	J (Total C to H)	K, L, M, N, O Related to only those items covered by this certificate					
		Exclusive charge	Exclusive charge	Pari-passu charge	Pari-passu charge	Pari-passu charge			Elimination (amount in negative)		Market value for assets charged on exclusive basis	Carrying/book value for exclusive charge assets where market value is not ascertainable or applicable	Market value for pari-passu charge assets	Carrying value/book value for pari-passu charge assets where market value is not ascertainable or applicable	Total value (K + L + M + N)	
		Debt for which this certificate being issued	Other Secured Debt	Debt for which this certificate being issued	Assets shared by pari-passu debt holder (includes debt for which this certificate is issued & other debt with pari-passu charge)	Other assets on which there is pari-passu charge (excluding items covered in column F)			Debt amount considered more than once (due to exclusive plus pari-passu charge)							
		Book value	Book value	Yes/ No	Book value	Book value										
ASSETS																
Property, plant and equipment	Freehold land and building	0.14	-	-	-	-		433.42	-	433.56	1.34	-	-	-	-	1.34
Capital work-in-progress		-	-	-	-	-		-	-	-	-	-	-	-	-	-
Right of use assets		-	-	-	-	-		675.21	-	675.21	-	-	-	-	-	-
Goodwill		-	-	-	-	-		1,189.45	-	1,189.45	-	-	-	-	-	-
Other intangible assets		-	-	-	-	-		336.96	-	336.96	-	-	-	-	-	-
Intangible assets under development		-	-	-	-	-		-	-	-	-	-	-	-	-	-
Investments		-	-	-	-	-		14,782.76	-	14,782.76	-	-	-	-	-	-
Loans	Loans/ advances given (net of provisions, NPAs and sell down portfolio)	42,536.59	158,716.70	-	-	-		81,199.15	-	282,452.44	-	42,536.59	-	-	-	42,536.59
Inventories		-	-	-	-	-		-	-	-	-	-	-	-	-	-
Trade receivables		-	-	-	-	-		51.78	-	51.78	-	-	-	-	-	-
Cash and cash equivalents		-	-	-	-	-		5,741.04	-	5,741.04	-	-	-	-	-	-
Bank balances other than cash and cash equivalents		-	-	-	-	-		2,197.31	-	2,197.31	-	-	-	-	-	-
Others		-	-	-	-	-		13,294.65	-	13,294.65	-	-	-	-	-	-
Total		42,536.73	158,716.70	-	-	-		119,901.73	-	321,155.16	1.34	42,536.59	-	-	-	42,537.93



SHRIRAM FINANCE LIMITED

CIN: L65191TN1979PLC007874

Regd. Office: Sri Towers, 14A, South Phase, Industrial Estate, Guindy, Chennai - 600 032, Tamil Nadu.

Tel. No: +91 44 4852 4666, Fax: +91 44 4852 5666. Website-www.shriramfinance.in, email-secretarial@shriramfinance.in

Annexure 2

Notes:

(Rs. in crores)

A Particulars	B Description of asset for which this certificate relate	C	D	E	F	G	H Debt not backed by any assets offered as security	I Assets not offered as security	J Elimination (amount in negative)	K (Total C to H)	Related to only those items covered by this certificate				
		Exclusive charge	Exclusive charge	Pari-passu charge	Pari-passu charge	Pari-passu charge					L Market value for assets charged on exclusive basis	M Carrying/ book value for exclusive charge assets where market value is not ascertainable or applicable	N Market value for pari-passu charge assets	O Carrying value/ book value for pari-passu charge assets where market value is not ascertainable or applicable	P Total value (K + L + M + N)
	Debt for which this certificate being issued	Other Secured Debt	Debt for which this certificate being issued	Assets shared by pari-passu debt holder (includes debt for which this certificate is issued & other debt with pari-passu charge)	Other assets on which there is pari-passu charge (excluding items covered in column F)										
		Book value	Book value	Yes/ No	Book value	Book value						Relating to Column F			
LIABILITIES															
Debt securities to which this certificate pertains		39,614.63	-	Yes	-	-	-	-	-	39,614.63	-	-	-	-	
Other debt sharing pari-passu charge with above debt			-	-	-	-	-	-	-	-	-	-	-	-	
Other debt			13,258.56	-	-	-	-	-	-	13,258.56	-	-	-	-	
Subordinated debt			-	-	-	-	2,418.57	-	-	2,418.57	-	-	-	-	
Borrowings			125,917.78	-	-	-	-	-	-	125,917.78	-	-	-	-	
Bank			-	-	-	-	-	-	-	-	-	-	-	-	
Debt securities			-	-	-	-	-	-	-	-	-	-	-	-	
Deposits			-	-	-	-	69,480.34	-	-	69,480.34	-	-	-	-	
Trade payables			-	-	-	-	332.34	-	-	332.34	-	-	-	-	
Lease liabilities			-	-	-	-	775.12	-	-	775.12	-	-	-	-	
Provisions			-	-	-	-	397.80	-	-	397.80	-	-	-	-	
Others			-	-	-	-	3,255.09	-	-	3,255.09	-	-	-	-	
Total		39,614.63	139,176.34	-	-	-	76,659.26	-	-	255,450.23	-	-	-	-	
Cover on book value														1.07	
Cover on market value		Exclusive security cover ratio	1.07		Pari-passu security cover ratio	-									

Notes:

- We confirm that the Company has complied with the covenants mentioned in the disclosure documents of the secured redeemable non-convertible debentures for the year ended March 31, 2026.
- Market value of assets charged on exclusive basis not ascertained as security provided is in the form of book debt receivables.
- The market value of Rs. 0.01 crore of the freehold land is on the basis of certified valuation done on April 28, 2025.
- The market value of Rs. 1.33 crore of the building is on the basis of certified valuation done on April 28, 2025.



Independent Auditor's Report on Consolidated Annual Financial Results of Shriram Finance Limited Pursuant to the Regulation 33, Regulation 52 and Regulation 54 read with Regulation 63(2) of the Securities and Exchange Board of India (Listing Obligations and Disclosure Requirements) Regulations, 2015 (as amended)

To the Board of Directors of Shriram Finance Limited

Opinion

We have audited the accompanying consolidated annual financial results ('the Statement') of Shriram Finance Limited ('the Holding Company'), its subsidiary (the Holding Company and its subsidiary together referred to as the ("Group") and its associate for the year ended March 31, 2026 ("the Statement"), attached herewith, being submitted by the Holding Company pursuant to the requirements of Regulation 33, Regulation 52 and Regulation 54 read with Regulation 63 (2) of the Securities and Exchange Board of India ("the SEBI") (Listing Obligations and Disclosure Requirements) Regulations, 2015 (as amended) ("the Listing Regulations")

In our opinion and to the best of our information and according to the explanations given to us, and based on the consideration of the report of the other auditor on separate audited financial statements/financial results/financial information of subsidiary, the aforesaid Statement:

includes the annual financial results / financial results of the following entities:

Name of the entity	Relationship
Shriram Finance Limited	Holding Company
Shriram Overseas Investments Limited (SOIL) (Formerly, Shriram Overseas Investments Private Limited)	Subsidiary (w.e.f. May 09, 2025)
Shriram Automall India Limited	Associate
Bharath Investment Pte Ltd	Step-down Subsidiary (w.e.f. May 09, 2025 till March 11, 2026)
Armour Insurance Services WLL	Associate of Step-down Subsidiary Subsidiary (w.e.f. May 09, 2025 till March 11, 2026)

presents consolidated financial results in accordance with the requirements of Regulation 33, Regulation 52 and Regulation 54 read with Regulation 63(2) of the Listing Regulations; and



gives a true and fair view in conformity with the recognition and measurement principles laid down in the applicable Indian Accounting Standards ('Ind AS') under section 133 of the Companies Act, 2013 ('the Act'), read with the Companies (Indian Accounting Standards) Rules, 2015, the relevant circulars, guidelines and directions issued by the Reserve Bank of India ('RBI') from time to time ('RBI Guidelines') and other accounting principles generally accepted in India, of the net profit and other comprehensive income and other financial information of the Group for the year ended March 31, 2026.

Basis for Opinion

We conducted our audit in accordance with the Standards on Auditing ('SAs') specified under section 143(10) of the Companies Act, 2013 ('the Act') and other applicable authoritative pronouncements issued by the Institute of Chartered Accountants of India ("ICAI"). Our responsibilities under those SAs are further described in the Auditor's Responsibilities for the Audit of the Statement section of our report. We are independent of the Group and its associate, in accordance with the Code of Ethics issued by the ICAI together with the ethical requirements that are relevant to our audit of the Statement under the provisions of the Act, and the rules thereunder, and we have fulfilled our other ethical responsibilities in accordance with these requirements and the Code of Ethics. We believe that the audit evidence obtained by us and other auditors in terms of their reports referred to in 'Other Matter' paragraph below, is sufficient and appropriate to provide a basis for our opinion.

Board of Director's Responsibilities for the Statement

The Statement, which is the responsibility of the Holding Company's Board of Directors, has been prepared on the basis of the consolidated annual financial statements and has been approved by the Holding Company's Board of Directors. The Holding Company's Board of Directors is responsible for the preparation and presentation of the Statement that gives a true and fair view of the consolidated net profit after tax and other comprehensive income/loss, and other financial information of the Group and its associate in accordance with the Ind AS prescribed under section 133 of the Act read with the Companies (Indian Accounting Standards) Rules, 2015, RBI Guidelines and other accounting principles generally accepted in India and in compliance with Regulation 33, Regulation 52 and Regulation 54 read with Regulation 63 (2) of the Listing Regulations. The respective Board of Directors of the company included in the Group and its associate, are responsible for maintenance of adequate accounting records in accordance with the provisions of the Act, for safeguarding of their respective assets and for preventing and detecting frauds and other irregularities; selection and application of appropriate accounting policies; making judgments and estimates that are reasonable and prudent; and design, implementation and maintenance of adequate internal financial controls, that were operating effectively, for ensuring the accuracy and completeness of the accounting records, relevant to the preparation and presentation of the Statement that give a true and fair view and is free from material misstatement, whether due to fraud or error, which have been used for the purpose of preparation of the Statement by the Directors of the Holding Company, as aforesaid.

In preparing the Statement, the respective Board of Directors of the companies included in the Group and its associate are responsible for assessing the ability of the respective



entities, to continue as a going concern, disclosing, as applicable, matters related to going concern and using the going concern basis of accounting unless the respective Board of Directors either intends to liquidate their respective entities or to cease operations, or has no realistic alternative but to do so.

The respective Board of Directors of the companies included in the Group and its associate, are responsible for overseeing the financial reporting process of the Group and of its associate.

Auditor's Responsibilities for the Audit of the Statement

Our objectives are to obtain reasonable assurance about whether the Statement as a whole is free from material misstatement, whether due to fraud or error, and to issue an auditor's report that includes our opinion. Reasonable assurance is a high level of assurance but is not a guarantee that an audit conducted in accordance with SAs ,will always detect a material misstatement, when it exists. Misstatements can arise from fraud or error, and are considered material if, individually, or in the aggregate, they could reasonably be expected to influence the economic decisions of users taken on the basis of this Statement.

As part of an audit in accordance with the SAs, specified under section 143(10) of the Act, we exercise professional judgment and maintain professional skepticism throughout the audit. We also:

- Identify and assess the risks of material misstatement of the Statement, whether due to fraud or error, design and perform audit procedures responsive to those risks, and obtain audit evidence that is sufficient and appropriate to provide a basis for our opinion. The risk of not detecting a material misstatement resulting from fraud is higher than for one resulting from error, as fraud may involve collusion, forgery, intentional omissions, misrepresentations, or the override of internal control.
- Obtain an understanding of internal control relevant to the audit in order to design audit procedures that are appropriate in the circumstances. Under section 143(3) (i) of the Act, we are also responsible for expressing our opinion on whether the Holding Company has in place an adequate internal financial controls with reference to financial statements in place and the operating effectiveness of such controls.
- Evaluate the appropriateness of accounting policies used and the reasonableness of accounting estimates and related disclosures made by the Board of Directors.
- Conclude on the appropriateness of Board of Director's use of the going concern basis of accounting and, based on the audit evidence obtained, whether a material uncertainty exists related to events or conditions that may cast significant doubt on the ability of the Holding Company and its associate, to continue as a going concern. If we conclude that a material uncertainty exists, we are required to draw attention in our auditor's report to the related disclosures in the Statement or, if such disclosures are inadequate, to modify our opinion. Our conclusions are based on the audit evidence obtained up to the date of our auditor's report. However, future events or conditions



may cause the Holding Company and its associate to cease to continue as a going concern.

- Evaluate the overall presentation, structure and content of the Statement, including the disclosures, and whether the Statement represents the underlying transactions and events in a manner that achieves fair presentation.
- Obtain sufficient appropriate audit evidence regarding the financial results/ financial information of the entities within the Group and its associate to express an opinion on the Statement. We are responsible for the direction, supervision and performance of the audit of financial information of such entities included in the Statement, of which we are the independent auditors. For the other entities included in the statement, which have been audited by other auditors, such other auditors remain responsible for the direction, supervision and performance of the audits carried out by them. We remain solely responsible for our audit opinion.

We communicate with those charged with governance of the Holding Company, regarding, among other matters, the planned scope and timing of the audit and significant audit findings, including any significant deficiencies in internal control that we identify during our audit.

We also provide those charged with governance with a statement that we have complied with relevant ethical requirements regarding independence, and to communicate with them all relationships and other matters that may reasonably be thought to bear on our independence, and where applicable, related safeguards.

Other Matters

We did not audit the consolidated financial results of the subsidiary viz. Shriram Overseas Investments Limited, (SOIL), included in the audited consolidated financial results, whose consolidated financial results shows total assets of ₹ 360.59 crores as at March 31, 2026, total revenue of ₹ 4.71 crores and ₹ 15.06 crores, net profit after tax from continuing operations of ₹ 1.56 crore and ₹ 6.05 crore, net profit after tax from discontinued operations of ₹ (0.42) crores and ₹ (0.55) crores, for the quarter and year ended March 31, 2026, respectively and cash inflow/ (outflow) of ₹ 4.78 crores for the year ended March 31, 2026, as considered in the audited consolidated financial results. These consolidated financial results have been audited by other auditor whose report has been furnished to us by the Management and our opinion on the Statement, in so far as it relates to the amounts and disclosures included in respect of this subsidiary, is based solely on the report of the other auditor and the procedures performed by us as stated in paragraph above.

The Statement also includes the Group's share of net profit after tax of ₹ 6.24 Crore and ₹ 20.50 Crores and other comprehensive income of ₹ 0.13 crores and ₹ (0.63) Crores for the quarter and year ended March 31, 2026, respectively, in respect of an associate. These consolidated financial results are have been audited by other auditor whose report has been furnished to us by the Management of the Holding Company and our opinion on the Consolidated Financial Results, in so far as it relates to the amounts and disclosures included in respect of this associate, is based solely solely on the report of the other



auditor and the procedures performed by us as stated in paragraph above. In our opinion and according to the information and explanations given to us by the Management, these financial statements are not material to the Group.

The Statement includes the Consolidated Financial Results for the quarter ended March 31, 2026. These are the balancing figures between the audited figures in respect of the full financial year and the published unaudited year-to-date figures up to the third quarter of the current financial year, which were subject to limited review by us.

The Statement dealt with by this report have been prepared for the express purpose of filing with The National Stock Exchange of India Limited and BSE Ltd. This statement is based on and should be read with the Audited Consolidated Financial Statements of the Holding Company, for the year ended March 31, 2026 on which we have issued an unmodified audit opinion vide our report dated April 24, 2026.

Our opinion is not modified in respect of these matters.

For M M NISSIM & CO LLP
Chartered Accountants
Firm Registration Number: 107122W/W100672

Manish Singhania
Partner
Membership No.: 155411
ICAI UDIN: 26155411PQUSBW6111



Mumbai
April 24, 2026

For G. D. Apte & Co.
Chartered Accountants
Firm Registration Number: 100515W

Anagha M. Nanivadekar
Partner
Membership No.: 121007
ICAI UDIN: 26121007IHFJXD6109



Mumbai
April 24, 2026

SHRIRAM FINANCE LIMITED

CIN: L65191TN1979PLC007874

Regd. Office: Sri Towers, 14A, South Phase, Industrial Estate, Guindy, Chennai - 600 032, Tamil Nadu.

Tel. No: +91 44 4852 4666, Fax: +91 44 4852 5666. Website-www.shriramfinance.in, email-secretarial@shriramfinance.in

STATEMENT OF AUDITED CONSOLIDATED FINANCIAL RESULTS FOR THE QUARTER AND YEAR ENDED MARCH 31, 2026

(Rs. in crores)

Sr. No.	Particulars	Quarter ended			Year ended	
		31.03.2026 (Audited) (Refer note 5)	31.12.2025 (Unaudited)	31.03.2025 (Audited) (Refer note 5)	31.03.2026 (Audited)	31.03.2025 (Audited)
	Revenue from operations					
(i)	Interest income (Refer note 10)	12,093.60	11,839.26	10,789.51	46,657.82	40,307.64
(ii)	Dividend income	-	-	-	1.84	1.69
(iii)	Fees and commission income	147.56	137.01	330.62	493.87	681.93
(iv)	Net gain on fair value changes	65.59	56.95	111.27	354.95	200.94
(v)	Net gain on derecognition of financial instruments under amortised cost category	-	-	13.60	-	132.64
(vi)	Other operating income	206.68	137.54	209.23	624.47	509.58
(I)	Total revenue from operations	12,513.43	12,170.76	11,454.23	48,132.95	41,834.42
(II)	Other income	18.92	25.77	6.02	59.70	25.05
(III)	Total income (I+II)	12,532.35	12,196.53	11,460.25	48,192.65	41,859.47
	Expenses					
(i)	Finance costs	5,336.08	5,259.35	5,223.99	21,521.02	18,454.58
(ii)	Fees and commission expenses (Refer note 10)	84.05	203.30	170.07	596.54	572.46
(iii)	Impairment on financial instruments	1,409.73	1,310.32	1,563.29	5,338.95	5,311.66
(iv)	Employee benefits expenses (Refer note 9)	969.56	1,238.46	905.73	4,130.72	3,651.16
(v)	Depreciation, amortisation and impairment	174.66	176.63	171.06	698.90	645.32
(vi)	Other expenses	640.79	644.95	654.13	2,606.33	2,275.04
(IV)	Total expenses	8,614.87	8,833.01	8,688.27	34,892.46	30,910.22
(V)	Profit before exceptional items and tax (III - IV)	3,917.48	3,363.52	2,771.98	13,300.19	10,949.25
(VI)	Exceptional items (net) (Refer note 11)	-	-	-	-	1,553.66
(VII)	Profit before tax from continuing operations (V + VI)	3,917.48	3,363.52	2,771.98	13,300.19	12,502.91
(VIII)	Tax expense:					
(1)	Current tax	1,032.00	1,119.26	498.00	4,160.81	3,590.88
(2)	Deferred tax	(129.66)	(279.75)	134.59	(864.82)	(511.28)
(IX)	Profit for the period/ year from continuing operations (VII - VIII)	3,015.14	2,524.01	2,139.39	10,004.20	9,423.31
(X)	Share of profit/ (loss) of associate	6.23	5.67	4.38	20.50	12.31
(XI)	Net profit after taxes from continuing operations and share of profit/ (loss) of associate (IX+X)	3,021.37	2,529.68	2,143.77	10,024.70	9,435.62
	Discontinued operations: (Refer note 11, 13 and 17)					
	Profit/ (loss) from sale of step-down subsidiary	(0.51)	-	-	(0.51)	-
	Profit/ (loss) before tax from discontinued operations	0.09	(0.03)	-	(0.04)	182.82
	Less : Tax expenses of discontinued operations	-	-	-	-	42.12
(XII)	Net profit after tax/ (loss) for the period/ year from discontinued operations	(0.42)	(0.03)	-	(0.55)	140.70
(XIII)	Net profit after tax for the period/ year from total operations (XI + XII)	3,020.95	2,529.65	2,143.77	10,024.15	9,576.32
	Other comprehensive income					
	From continuing operations					
(A)	(i) Items that will not be reclassified to profit or loss					
	Remeasurement gain/ (loss) on defined benefit plan	36.01	12.35	(11.65)	43.44	(12.40)
	Gain/ (loss) on fair valuation of quoted investments in equity shares	6.08	2.39	0.08	12.77	30.97
	Share of other comprehensive income from associates	0.17	(0.30)	(0.14)	(0.85)	(1.54)
(ii)	Income tax relating to items that will not be reclassified to profit or loss	(9.93)	(0.83)	2.92	(11.45)	(4.67)
	Tax on share of other comprehensive income from associates	(0.05)	0.08	0.04	0.21	0.39
	Subtotal (A)	32.28	13.69	(8.75)	44.12	12.75
(B)	(i) Items that will be reclassified to profit or loss					
	Cash flow hedge reserve					
	Gain/ (loss) on effective portion of hedging instruments in a cash flow hedge	756.39	73.21	(497.87)	1,128.02	(276.66)
(ii)	Income tax relating to items that will be reclassified to profit or loss	(190.37)	(18.42)	125.30	(283.90)	69.63
	Subtotal (B)	566.02	54.79	(372.57)	844.12	(207.03)
	Other comprehensive income for the period/ year from continuing operations (A + B)	598.30	68.48	(381.32)	888.24	(194.28)



SHRIRAM FINANCE LIMITED

CIN: L65191TN1979PLC007874

Regd. Office: Sri Towers, 14A, South Phase, Industrial Estate, Guindy, Chennai - 600 032, Tamil Nadu.

Tel. No: +91 44 4852 4666, Fax: +91 44 4852 5666. Website-www.shriramfinance.in, email-secretarial@shriramfinance.in

STATEMENT OF AUDITED CONSOLIDATED FINANCIAL RESULTS FOR THE QUARTER AND YEAR ENDED MARCH 31, 2026

(Rs. in crores)

Sr. No.	Particulars	Quarter ended			Year ended	
		31.03.2026 (Audited) (Refer note 5)	31.12.2025 (Unaudited)	31.03.2025 (Audited) (Refer note 5)	31.03.2026 (Audited)	31.03.2025 (Audited)
	From discontinued operations					
(C) (i)	Items that will not be reclassified to profit or loss					
	Remeasurement gain/ (loss) on defined benefit plan	-	-	-	-	(0.53)
(ii)	Income tax relating to items that will not be reclassified to profit or loss	-	-	-	-	0.13
	Subtotal (C)	-	-	-	-	(0.40)
(D) (i)	Items that will be reclassified to profit or loss					
	Cash flow hedge reserve					
	Gain/ (loss) on effective portion of hedging instruments in a cash flow hedge	-	-	-	-	(8.94)
(ii)	Income tax relating to items that will be reclassified to profit or loss	-	-	-	-	2.25
	Subtotal (D)	-	-	-	-	(6.69)
	Other comprehensive income for the period/ year from discontinued operations (C+ D)	-	-	-	-	(7.09)
(XIV)	Other comprehensive income for the period/ year (A+B+C+D)	598.30	68.48	(381.32)	888.24	(201.37)
(XV)	Total comprehensive income for the period/ year (XIV+XV)	3,619.25	2,598.13	1,762.45	10,912.39	9,374.95
(XVI)	Profit/ (loss) for the period/ year attributable to					
	- Owners of the company	3,020.94	2,529.65	2,143.77	10,024.16	9,553.82
	- Non - controlling interests	0.01	-	-	(0.01)	22.50
(XVII)	Other comprehensive income/ (loss) for the period/ year attributable to					
	- Owners of the company	598.30	68.48	(381.32)	888.24	(200.30)
	- Non - controlling interests	-	-	-	-	(1.07)
(XVIII)	Total comprehensive income/ (loss) for the period/ year attributable to					
	- Owners of the company	3,619.24	2,598.13	1,762.45	10,912.40	9,353.52
	- Non - controlling interests	0.01	-	-	(0.01)	21.43
(XIX)	Paid-up equity share capital (Face value Rs. 2/- per share)	376.31	376.27	376.08	376.31	376.08
(XX)	Other equity				65,542.28	56,093.74
(XXI)	Earnings per equity share (Not annualised for the interim periods)					
	Continuing operations:					
	Basic (Rs.)	16.06	13.45	11.40	53.29	50.19
	Diluted (Rs.)	16.05	13.44	11.39	53.25	50.12
	Discontinued operations:					
	Basic (Rs.)	(0.00)	(0.00)	-	(0.00)	0.63
	Diluted (Rs.)	(0.00)	(0.00)	-	(0.00)	0.63
	Total operations:					
	Basic (Rs.)	16.06	13.45	11.40	53.29	50.82
	Diluted (Rs.)	16.05	13.44	11.39	53.25	50.75



SHRIRAM FINANCE LIMITED

CIN: L65191TN1979PLC007874


Regd. Office: Sri Towers, 14A, South Phase, Industrial Estate, Guindy, Chennai - 600 032, Tamil Nadu.
Tel. No: +91 44 4852 4666, Fax: +91 44 4852 5666. Website-www.shriramfinance.in, email-secretarial@shriramfinance.in

Notes:

1 Statement of consolidated assets and liabilities

(Rs. in crores)

Sr. No.	Particulars	As at	
		31.03.2026 (Audited)	31.03.2025 (Audited)
	ASSETS		
(1)	Financial assets		
(a)	Cash and cash equivalents	5,745.82	10,681.40
(b)	Bank balance other than (a) above	2,197.31	10,684.34
(c)	Derivative financial instruments	4,684.06	525.50
(d)	Receivables		
	(I) Trade receivables	51.78	50.82
	(II) Other receivables	-	-
(e)	Loans	282,452.44	245,392.79
(f)	Investments	14,993.05	15,787.96
(g)	Other financial assets	3,335.40	3,510.83
	Total financial assets	313,459.86	286,633.64
(2)	Non-financial assets		
(a)	Current tax assets (net)	607.36	432.07
(b)	Deferred tax assets (net)	4,263.92	3,694.86
(c)	Investment property	-	-
(d)	Property, plant and equipment	1,108.99	1,025.68
(e)	Goodwill	1,189.45	1,189.45
(f)	Other intangible assets	336.96	698.95
(g)	Other non-financial assets	407.01	321.95
	Total non-financial assets	7,913.69	7,362.96
(3)	Non-current assets held for sale/ disposal	0.97	0.97
	Total assets (1+2+3)	321,374.52	293,997.57
	LIABILITIES AND EQUITY		
	Liabilities		
(1)	Financial liabilities		
(a)	Derivative financial instruments	59.77	275.41
(b)	Payables		
	(I) Trade payables		
	(i) total outstanding dues of micro enterprises and small enterprises	5.65	1.02
	(ii) total outstanding dues of creditors other than micro enterprises and small enterprises	326.77	297.83
	(II) Other payables		
	(i) total outstanding dues of micro enterprises and small enterprises	-	0.23
	(ii) total outstanding dues of creditors other than micro enterprises and small enterprises	2.49	1.37
(c)	Debt securities	52,873.19	54,148.86
(d)	Borrowings (other than debt securities)	125,919.86	121,448.42
(e)	Deposits	69,480.34	56,085.99
(f)	Subordinated liabilities	2,418.57	2,513.98
(g)	Other financial liabilities	3,369.15	2,136.61
	Total financial liabilities	254,455.79	236,909.72
(2)	Non-financial liabilities		
(a)	Current tax liabilities (net)	405.40	38.98
(b)	Provisions	397.99	344.38
(c)	Other non-financial liabilities	196.75	234.67
	Total non-financial liabilities	1,000.14	618.03
(3)	Total liabilities (1+2)	255,455.93	237,527.75
(4)	Equity		
(a)	Equity share capital	376.31	376.08
(b)	Other equity	65,542.28	56,093.74
	Total equity	65,918.59	56,469.82
	Total liabilities and equity (3+4)	321,374.52	293,997.57



SHRIRAM FINANCE LIMITED

CIN: L65191TN1979PLC007874

Regd. Office: Sri Towers, 14A, South Phase, Industrial Estate, Guindy, Chennai - 600 032, Tamil Nadu.

Tel. No: +91 44 4852 4666, Fax: +91 44 4852 5666. Website-www.shriramfinance.in, email-secretarial@shriramfinance.in

Notes:

2 Consolidated statement of cash flows

(Rs in crores)

Sr. No.	Particulars	Year ended	
		31.03.2026 (Audited)	31.03.2025 (Audited)
A.	Cash flow from operating activities		
	Profit before tax from continuing operations	13,300.19	12,502.91
	Profit before tax from discontinued operations	(0.55)	182.82
	Adjustments for:		
	Depreciation, amortisation and impairment	698.90	645.32
	Interest on income tax refund	(1.61)	(0.88)
	Exceptional items (net) (Refer note 11)	-	(1,553.66)
	Share-based payments to employees	28.13	0.26
	Interest income on loans	(44,485.44)	(38,669.51)
	Interest income from investments	(1,024.13)	(826.00)
	Interest income on deposits	(926.14)	(679.68)
	Interest others	(0.01)	(0.16)
	Finance costs on borrowings	21,425.61	18,333.88
	Interest on lease liabilities	67.36	59.60
	Loss/ (profit) on sale of property plant and equipments (net)	5.13	7.91
	Fair value adjustments to investments	-	(0.20)
	Dividend income	(1.84)	(1.69)
	Impairment on loans	5,310.06	5,279.00
	Impairment on investments	30.57	26.13
	Impairment on undrawn loan commitment	4.41	4.83
	Impairment on other assets	(6.09)	1.70
	Non-cash components of lease liabilities	(13.77)	(12.28)
	Net (gain)/ loss on fair value changes on investment	(340.09)	(277.00)
	Net (gain)/ loss on fair value changes on direct assignment	(14.86)	76.06
	Net gain on derecognition of financial instruments under amortised cost category	-	(132.64)
	Cash inflow from interest on loans	44,097.70	38,739.78
	Cash inflow from interest and dividend on investments	858.44	683.66
	Cash inflow from bank deposits	1,003.17	568.94
	Cash outflow towards finance costs	(18,453.83)	(15,560.26)
	Cash flow from discontinued operations of operating nature	-	150.77
	Operating profit before working capital changes	21,561.31	19,549.61
	Movements in working capital:		
	Decrease/ (increase) in loans	(41,952.09)	(42,812.65)
	Decrease/ (increase) in investments	1,321.38	(6,570.98)
	Decrease/ (increase) in receivables	15.38	59.46
	Decrease/ (increase) in bank deposits	8,423.87	(9,041.95)
	Decrease/ (increase) in other financial assets	165.84	156.19
	Decrease/ (increase) in other non-financial assets	(83.27)	32.18
	Increase/ (decrease) in payables	33.56	87.10
	Increase/ (decrease) in other financial liabilities excluding lease liabilities	1,174.11	184.98
	Increase/ (decrease) in non-financial liabilities	(37.92)	(24.68)
	Increase/ (decrease) in other provision	64.51	30.68
	Movement in working capital in discontinued operations	-	(1,659.97)
	Cash used in operations	(9,313.32)	(40,010.03)
	Direct taxes paid (net of refunds)	(3,968.11)	(3,591.16)
	Direct taxes paid (net of refunds) of discontinued operations	-	(50.71)
	Net cash flows from/ (used in) operating activities (A)	(13,281.43)	(43,651.90)



SHRIRAM FINANCE LIMITED

CIN: L65191TN1979PLC007874

Regd. Office: Sri Towers, 14A, South Phase, Industrial Estate, Guindy, Chennai - 600 032, Tamil Nadu.

Tel. No: +91 44 4852 4666, Fax: +91 44 4852 5666. Website-www.shriramfinance.in, email-secretarial@shriramfinance.in

Notes:

2 Consolidated statement of cash flows

(Rs in crores)

Sr. No.	Particulars	Year ended	
		31.03.2026 (Audited)	31.03.2025 (Audited)
B.	Cash flow from investing activities		
	Purchase of property, plant and equipment	(191.22)	(223.59)
	Proceeds from sale of property, plant and equipment	2.59	3.70
	Purchase of other intangible assets	(5.02)	(31.00)
	Proceeds from sale of investment in a subsidiary	-	3,929.03
	Proceeds from sale of investment in a step-down subsidiary	1.58	-
	Investment in subsidiary	(50.13)	-
	Cash flow from discontinued operations of investing nature	(0.63)	(16.93)
	Net cash generated from/ (used in) investing activities (B)	(242.83)	3,661.21
C.	Cash flow from financing activities		
	Proceeds from issue of share capital and share application pending allotment (including share premium)	4.57	5.50
	Proceeds/ (repayment) on settlement of derivative contracts	(4,374.20)	80.39
	Increase/ (decrease) in deposits (net)	12,422.05	10,897.29
	Amounts received from debt securities	4,997.50	23,385.10
	Repayments of debt securities	(6,621.86)	(15,095.16)
	Proceeds/ (repayment) of subordinated debts	(94.45)	(1,832.53)
	Amounts received from borrowings other than debt securities	53,491.28	87,624.97
	Repayments of borrowings other than debt securities	(49,543.56)	(59,731.06)
	Payment of lease liabilities	(229.46)	(210.50)
	Dividend paid	(1,465.10)	(1,859.30)
	Cash flow from discontinued operations of financing nature	0.02	1,256.39
	Net cash flows from financing activities (C)	8,586.79	44,521.09
	Net increase in cash and cash equivalents (A+B+C)	(4,937.47)	4,530.40
	Cash and cash equivalents at the beginning of the year	10,681.40	6,182.36
	Cash and bank balances taken over on account of acquisition of subsidiary	1.89	-
	Less: Cash and cash equivalents of discontinued operations	-	(31.36)
	Cash and cash equivalents at the end of the year	5,745.82	10,681.40

Components of cash and cash equivalents

(Rs in crores)

Sr. No.	Particulars	As at	
		31.03.2026 (Audited)	31.03.2025 (Audited)
i)	Cash on hand	148.10	191.75
ii)	Cheques on hand	11.09	29.53
iii)	Balances with banks (of the nature of cash and cash equivalents)	1,296.61	3,500.51
iv)	Bank deposits with original maturity upto three months or less	4,290.24	6,960.15
	Gross	5,746.04	10,681.94
	Less: Impairment loss allowance	0.22	0.54
	Cash and cash equivalents as per balance sheet	5,745.82	10,681.40

- The above Statement of Cash Flows has been prepared under the indirect method set out in Ind AS 7 - Statement of Cash Flows as specified in the Companies (Indian Accounting Standard), 2015. The figures of erstwhile subsidiary SHFL, included in above statement under respective discontinued operations, are pertaining to period from April 01, 2024 upto December 11, 2024, i.e., the date of stake sale. The figures of erstwhile step-down subsidiary BIPL, included in above statement under respective discontinued operations, are pertaining to period from May 09, 2025 upto March 11, 2026, i.e., the date of stake sale.
- Income tax paid is treated as arising from operating activities and are not bifurcated between investing and financing activities.
- During the year, the Company has paid an amount of Rs. 183.01 crores (March 31, 2025: Rs. 131.46 crores) towards corporate social responsibility (CSR).
- Shriram Overseas has not paid any amount towards the CSR expenditure as the provisions of section 135 of the Companies Act, 2013 are not applicable to the Shriram Overseas.
- During the period ended December 11, 2024 SHFL has paid an amount of Rs. 2.67 crores towards corporate social responsibility (CSR).



SHRIRAM FINANCE LIMITED

CIN: L65191TN1979PLC007874

Regd. Office: Sri Towers, 14A, South Phase, Industrial Estate, Guindy, Chennai - 600 032, Tamil Nadu.
Tel. No: +91 44 4852 4666, Fax: +91 44 4852 5666. Website-www.shriramfinance.in, email-secretarial@shriramfinance.in

Notes:

- 3 The above results have been reviewed by the Audit Committee and subsequently approved by the Board of Directors in their respective meetings held on April 24, 2026.
- 4 The consolidated financial results (the 'Statement' or 'Results') of Shriram Finance Limited (the 'Parent' or the 'Company') and its subsidiary (the Parent and its subsidiary together referred to as 'the Group') and its associate Shriram Automall India Limited, together with the Results for the comparative reporting periods have been prepared in accordance with recognition and measurement principles laid down in Indian Accounting Standard ('Ind AS') notified under section 133 of the Companies Act, 2013 ('the Act') read with Companies (Indian Accounting Standards) Rules, 2015 as amended from time to time and the other accounting principles generally accepted in India and in compliance with Regulation 33, 52 and 54 read with Regulation 63(2) of Securities and Exchange Board of India ('SEBI') (Listing Obligations and Disclosure Requirements) Regulations, 2015, as amended (the 'Listing Regulations'). The annual financial statements, used to prepare the financial results, are based on the Division III of the notified Schedule III of the Act, as amended from time to time, for Non-Banking Financial Companies that are required to comply with Ind AS. The entities consolidated in the results of the Company are as under -

Name of the Company	% Shareholding and voting power of Shriram Finance Limited	Consolidated as
Shriram Overseas Investment Limited ('Shriram Overseas') [Formerly Shriram Overseas Investment Private Limited]	100%	Subsidiary (from May 09, 2025)
Bharath Investment Pte. Ltd ('BIPL')	81.63%*	Step-down subsidiary (w.e.f. May 09, 2025 to March 11, 2026)
Armour Insurance Services WLL	40.00%**	Associate of step-down subsidiary (w.e.f. May 09, 2025 to March 11, 2026)
Shriram Automall India Limited ('SAMIL')	44.56%	Associate

*Held by Shriram Overseas Investment Limited

**Held by Bharath Investment Pte. Ltd

These consolidated financial results would be available on the website of the Company (www.shriramfinance.in) and on the website of BSE Limited (www.bseindia.com) and National Stock Exchange of India Limited (www.nseindia.com).

- 5 The figures for the fourth quarter of the current and previous year are the balancing figures between (a) audited figures in respect of the full financial year and (b) the published year to date figures up to the end of third quarter of the respective financial years which were subjected to limited review by the statutory auditors.
- 6 The consolidated financial results for the quarter and year ended March 31, 2026 have been audited by the joint statutory auditors, viz. M M NISSIM & CO LLP, Chartered Accountants and G. D. Apte & Co., Chartered Accountants.
- 7 The Board of Directors at its meeting held on December 19, 2025 approved the issuance of 471,121,055 fully paid-up equity shares of face value of Rs. 2/- each fully paid-up on a preferential basis to MUFG Bank Ltd. ("MUFG"), a company incorporated under the laws of Japan at a price of Rs. 840.93 per share (including a premium of Rs. 838.93 per share) ("Issue Price") for an amount aggregating to Rs. 39,617.98 crores representing 20% of the post equity share capital on a fully diluted basis ("Preferential Issue"). An 'Investment Agreement' in this regard was executed between, among others, the Company and MUFG on the same date. The requisite resolutions were approved by the shareholders at the extraordinary general meeting on January 14, 2026.

Upon receipt of necessary statutory and regulatory approvals, on April 08, 2026, the Board of Directors of the Company approved the allotment of 471,121,055 fully paid-up equity shares of face value of Rs. 2/- each fully paid-up at an issue price on a preferential basis to MUFG on receipt of the subscription amount of Rs. 39,617.98 crores in terms of the Investment Agreement dated December 19, 2025. Pursuant to the allotment of equity shares, MUFG has become a minority public shareholder of the Company representing 20% equity stake on a fully diluted basis and the paid-up equity share capital of the Company stood increased on April 08, 2026 from Rs. 376.31 crores comprising of 1,881,565,371 equity shares of Rs. 2/- each fully paid up to Rs. 470.54 crores comprising of 2,352,686,426 equity shares of Rs. 2/- each fully paid up. The proceeds are being utilised as per the objects of the preferential issue.



SHRIRAM FINANCE LIMITED

CIN: L65191TN1979PLC007874

Regd. Office: Sri Towers, 14A, South Phase, Industrial Estate, Guindy, Chennai - 600 032, Tamil Nadu.

Tel. No: +91 44 4852 4666, Fax: +91 44 4852 5666. Website-www.shriramfinance.in, email-secretarial@shriramfinance.in

Notes:

- 8 The Board of Directors in their meeting held on October 31, 2025 declared interim dividend of (240%) Rs. 4.80 per equity share of face value of Rs. 2/- each fully paid up for the financial year 2025-26 amounting to Rs. 9,029,319,312/- (gross) subject to deduction of tax at source as per the applicable rate(s) to all the eligible shareholders. The record date for the payment of interim dividend was November 07, 2025. The interim dividend was paid to eligible Members on November 17, 2025.

The Board of Directors has recommended a final dividend of Rs. 6/- per equity share of face value of Rs. 2/- each fully paid up i.e. 300%, for the financial year 2025-26 subject to approval by Members in the ensuing 47th Annual General Meeting (47th AGM) of the Company. This is in addition to the interim dividend of Rs. 4.80 per equity share declared on October 31, 2025.

With this the total dividend for the financial year 2025-26 will be Rs. 10.80 per share of Rs. 2/-. Pursuant to Regulation 42 of the Securities and Exchange Board of India (Listing Obligations and Disclosure Requirements) Regulations, 2015, the Register of Members and the Share Transfer Books of the Company will remain closed from Saturday, July 04, 2026 to Friday, July 10, 2026 (both days inclusive) for taking record of the Members of the Company book closure period for the purpose of payment of the final dividend and 47th AGM, if approved by the Members at the ensuing 47th AGM. The final dividend will be paid to the eligible Members on or before August 09, 2026 subject to deduction of tax at source as per the applicable rate(s), if approved by the Members at the 47th AGM.

- 9 The Government of India has consolidated 29 existing labour legislations into a unified framework comprising four Labour Codes viz. Code on wages 2019, Codes on Social Security 2020, Industrial Relation Code 2020, and Occupational Safety, Health and Working Condition Code 2020 (collectively referred to as the New Labour Codes). These Codes have been made effective from November 21, 2025. The corresponding draft rules under these codes have been issued by the Government.

Employee benefits expenses for the year ended March 31, 2026 include incremental impact on gratuity of Rs. 131.73 crores and on long-term compensated absences of Rs. 65.26 crores due to change in definition of wages under the New Labour Codes. The Group continues to monitor the finalisation of Central/ State Rules and clarifications from the Government on other aspects of the New Labour Codes and would provide appropriate accounting effect on the basis of such developments as required.

- 10 Transaction Costs in the nature of Direct Selling Agent commission mainly pertaining to the Two-Wheeler loans were treated as upfront expenditure, considering the relatively shorter tenure and the overall materiality involved.

Consequent to the increase in the estimated Two-Wheeler portfolio, these transaction costs have been considered as a part of cash flows for estimation of effective interest rate (EIR) for loans granted from January 01, 2026. Accordingly, the transaction costs are not treated as an upfront expenditure and have been amortised at EIR over the loan tenure. Consequently, fees and commission expenses and interest income is lower by Rs. 51.50 crores and Rs. 2.52 crores respectively for the quarter and the year ended on March 31, 2026. The impact of changes in estimates is not material in the opinion of the management.

- 11 The Board of Directors of the Company in its meeting held on May 13, 2024 had approved the disinvestment of the Company's entire stake in Shriram Housing Finance Limited ('SHFL') now renamed as Truhome Finance Limited, a debt-listed non-material then subsidiary of the Company. Post receipt of requisite regulatory approvals, the Company had transferred 308,111,107 equity shares of face value of Rs. 10/- each fully paid up of SHFL to the Purchaser for a consideration of Rs. 3,929.03 crores on December 11, 2024. Consequently, SHFL had ceased to be a subsidiary of the Company with effect from December 11, 2024.

The exceptional item disclosed in the financial results for the year ended March 31, 2025 represents resultant gain of Rs. 1,553.66 crores on account of disinvestment of SHFL. The gain is after adjusting company's share in net assets of SHFL as on the date of sale, expenses incurred on the sale transaction, indemnity obligations as per the terms of the share purchase agreement and derecognition of goodwill of Rs. 551.49 crores allocated to the investments in SHFL as per Ind AS 36 - Impairment of Assets.



SHRIRAM FINANCE LIMITED

CIN: L65191TN1979PLC007874

Regd. Office: Sri Towers, 14A, South Phase, Industrial Estate, Guindy, Chennai - 600 032, Tamil Nadu.

Tel. No: +91 44 4852 4666, Fax: +91 44 4852 5666. Website-www.shriramfinance.in, email-secretarial@shriramfinance.in

Notes:

- 12 On September 26, 2025, the Company made further investment of Rs. 300.01 crores in Shriram Overseas Investments Limited ('Shriram Overseas') (formerly Shriram Overseas Investments Private Limited), wholly owned subsidiary of the Company by subscribing 19,025,000 equity shares of face value of Rs. 10/- each at a premium of Rs. 147.69 per equity share through rights issue.
- 13 The Board of Directors of Shriram Overseas in its meeting held on May 12, 2025 had approved sale of entire 81.63% stake in its subsidiary - Bharath Investments Pte. Ltd. Singapore ('BIPL'). Post receipt of requisite regulatory approvals, the Shriram Overseas has transferred 755,146 equity shares of BIPL to the Purchaser for a consideration of Rs. 1.58 crores on March 11, 2026. Consequently, BIPL ceased to be a step-down subsidiary of the Company with effect from March 11, 2026 and the resultant loss of Rs. 0.51 crores has been presented under discontinued operations.
- 14 During the year ended March 31, 2026, the Company allotted 1,181,491 equity shares of face value of Rs. 2/- each fully paid up at an exercise price of Rs. 38.71 per equity share (including premium of Rs. 36.71 per equity share) under Shriram Finance Limited Employee Stock Option Scheme 2023 (No. 1) on various dates.
- 15 Information as required by Regulation 52(4) of the Securities and Exchange Board of India (Listing Obligations and Disclosure Requirements) Regulations, 2015 is attached in Annexure 1.
- 16 The Company, its subsidiary and associates are primarily engaged in the business of financing and other incidental facilitating activities. Accordingly, there are no separate reportable segments identified as per Ind AS 108 - Operating segments.
- 17 I) Summary results of the discontinued operations ('SHFL') are given below - (Refer note no 11)

(Rs. in crores)

Sr. No.	Particulars	Period ended	
		01.10.2024 to 11.12.2024 (Unaudited)	01.04.2024 to 11.12.2024 (Audited)
1	Revenue from operations	380.18	1,272.43
2	Other income	0.60	0.62
3	Total income (1+2)	380.78	1,273.05
4	Total expenses	359.42	1,090.23
5	Profit before tax from discontinued operations (3-4)	21.36	182.82
6	Tax expenses	8.17	42.12
7	Profit after tax from discontinued operations (5-6)	13.19	140.70
8	Other comprehensive income from discontinued operations	(6.35)	(7.09)
9	Total comprehensive income from discontinued operations (7+8)	6.84	133.61



SHRIRAM FINANCE LIMITED

CIN: L65191TN1979PLC007874

Regd. Office: Sri Towers, 14A, South Phase, Industrial Estate, Guindy, Chennai - 600 032, Tamil Nadu.

Tel. No: +91 44 4852 4666, Fax: +91 44 4852 5666. Website-www.shriramfinance.in, email-secretarial@shriramfinance.in

Notes:


17 II) Summary results of the discontinued operations ('BIPL') are given below - (Refer note no 13)


(Rs. in crores)

Sr. No.	Particulars	Period ended		
		01.01.2026 to 11.03.2026 (Unaudited)	01.10.2025 to 31.12.2025 (Unaudited)	09.05.2025 to 11.03.2026 (Audited)
1	Revenue from operations	0.45	-	0.45
2	Other income	-	-	-
3	Total income (1+2)	0.45	-	0.45
4	Total expenses	0.16	0.02	0.23
5	Profit/ (loss) before tax from discontinued operations (3-4)	0.29	(0.02)	0.22
6	Tax expenses	-	-	-
7	Profit/ (loss) after tax from discontinued operations (5-6)	0.29	(0.02)	0.22
8	Share of profit/ (loss) of associate	(0.20)	(0.01)	(0.26)
9	Total profit/ (loss) after tax from discontinued operations (7+8)	0.09	(0.03)	(0.04)
10	Profit/ (loss) from sale of step-down subsidiary	(0.51)	-	(0.51)
11	Other comprehensive income from discontinued operations	-	-	-
12	Total comprehensive income from discontinued operations (9+10+11)	(0.42)	(0.03)	(0.55)

18 The figures for the previous periods/ year have been regrouped/ rearranged wherever necessary to conform to the current period/ year presentation. There are no significant regroupings/ reclassification for the quarter and the year under report.

For Shriram Finance Limited


Parag Sharma
Managing Director and CEO
DIN: 02916744

Place: Mumbai
April 24, 2026

SHRIRAM FINANCE LIMITED

CIN: L65191TN1979PLC007874

Regd. Office: Sri Towers, 14A, South Phase, Industrial Estate, Guindy, Chennai - 600 032, Tamil Nadu.

Tel. No: +91 44 4852 4666, Fax: +91 44 4852 5666. Website-www.shriramfinance.in, email-secretarial@shriramfinance.in

Information as required by Regulation 52(4) of the Securities and Exchange Board of India (Listing Obligations and Disclosure Requirements) Regulations, 2015

Annexure 1

Sr. No.	Particulars	Consolidated				
		Quarter ended			Year ended	
		31.03.2026 (Audited)	31.12.2025 (Unaudited)	31.03.2025 (Audited)	31.03.2026 (Audited)	31.03.2025 (Audited)
1	Debt-equity ratio (times) ¹	3.80	4.04	4.15	3.80	4.15
2	Debt service coverage ratio ²	NA	NA	NA	NA	NA
3	Interest service coverage ratio ²	NA	NA	NA	NA	NA
4	Outstanding redeemable preference shares (Quantity)	Nil	Nil	Nil	Nil	Nil
5	Outstanding redeemable preference shares (Value) (Rs. in crores)	Nil	Nil	Nil	Nil	Nil
6	Capital redemption reserve (Rs. in crores)	53.88	53.88	53.88	53.88	53.88
7	Debenture redemption reserve (Rs. in crores)	136.87	119.02	119.02	136.87	119.02
8	Net worth ³ (Rs. in crores)	65,459.01	62,438.40	56,898.73	65,459.01	56,898.73
9	Net profit after tax (Rs. in crores)	3,020.95	2,529.65	2,143.77	10,024.15	9,576.32
10	Earnings per equity share (Not annualised for the interim periods)					
	Basic (Rs.)	16.06	13.45	11.40	53.29	50.82
	Diluted (Rs.)	16.05	13.44	11.39	53.25	50.75
11	Current ratio ²	NA	NA	NA	NA	NA
12	Long term debt to working capital ²	NA	NA	NA	NA	NA
13	Bad debts to accounts receivable ratio ²	NA	NA	NA	NA	NA
14	Current liability ratio ²	NA	NA	NA	NA	NA
15	Total debts ⁴ to Total assets	0.78	0.79	0.80	0.78	0.80
16	Debtors turnover ²	NA	NA	NA	NA	NA
17	Inventory turnover ²	NA	NA	NA	NA	NA
18	Operating margin (%) ²	NA	NA	NA	NA	NA
19	Net profit margin (%) ⁵	24.11%	20.74%	18.71%	20.80%	21.55%
	Net profit margin (%) (Excluding exceptional items) ⁵	24.11%	20.74%	18.71%	20.80%	19.77%
20	Sector specific equivalent Ratios					
	Capital adequacy ratio (%) ⁶	NA	NA	NA	NA	NA
	Gross NPA ratio (%) ⁷	NA	NA	NA	NA	NA
	Net NPA ratio (%) ⁸	NA	NA	NA	NA	NA
	NPA provision coverage ratio (%) ⁹	NA	NA	NA	NA	NA
	Liquidity coverage ratio (%) ¹⁰	NA	NA	NA	NA	NA

Notes

- Debt-equity ratio = (Debt securities + Borrowings (other than debt securities) + Deposits + Subordinated liabilities)/(Equity share capital + Other equity). For the quarter and year ended March 31, 2025 the total debts do not include the figures of SHFL (now renamed as Truhome Finance Limited).
- The Company is registered under the Reserve Bank of India Act, 1934 as Non-Banking Financial Company, hence these ratios are generally not applicable as per proviso to Regulation 52(4) of the Securities and Exchange Board of India (Listing Obligations and Disclosure Requirements) Regulations, 2015.
- Net worth = Total equity - Capital reserve (created due to amalgamation) - Other comprehensive income reserve.
- Total debts to Total assets = (Debt securities + Borrowings (other than debt securities) + Deposits + Subordinated liabilities)/ Total assets. For the quarter and year ended March 31, 2025 the total debts and total assets do not includes the figures of SHFL (now renamed as Truhome Finance Limited).
- Net profit margin = Net profit after tax of Continuing operations/ (Total Income of Continuing operations + Exceptional items of income)
- Capital adequacy ratio = Total capital funds/ Risk weighted assets, calculated as per applicable RBI guidelines.
- Gross NPA ratio (%) = Gross stage 3 loans/ Gross Loans.
- Net NPA ratio (%) = Net stage 3 loans/ (Gross loans - ECL on stage 3 loans) where Net stage 3 loans = Gross stage 3 loans - ECL on stage 3 loans.
- NPA Provision coverage ratio (%) = ECL on stage 3 loans/ Gross stage 3 loans.
- Liquidity coverage ratio is calculated as per RBI Directions - RBI/DoR/2025-26/355DoR.LRG.REC.No.274/13-10-004/2025-26 - Reserve Bank of India (Non-Banking Financial Companies – Asset Liability Management) Directions, 2025 dated November 28, 2025.
- NPA = Non-performing Assets.



April 24, 2026

BSE Limited

P. J. Towers,
Dalal Street, Fort,
Mumbai – 400 001
Scrip Code: 511218

National Stock Exchange of India Limited

Listing Department
Exchange Plaza, 5th Floor,
Plot no. C/1, G- Block,
Bandra-Kurla Complex,
Mumbai – 400 051
NSE Symbol: SHRIRAMFIN

Dear Sir/Madam,

Sub.: Declaration in terms of Regulation 33(3)(d) and 52(3)(a) of SEBI (Listing Obligations and Disclosure Requirements) Regulations, 2015, ('Listing Regulations')

Pursuant to Regulation 33(3)(d) and 52(3)(a) of Listing Regulations, we declare that M/s. G. D. Apte & Co. and M/s. M M Nissim & Co LLP, Joint Statutory Auditors of the Company have submitted the Audit Reports with unmodified opinion(s) for Annual Audited Financial Results (standalone and consolidated) for the Financial Year ended March 31, 2026.

Thanking you,
Yours faithfully,

For Shriram Finance Limited

PARAG Digitally signed by
PARAG SHARMA
SHARMA Date: 2026.04.24
13:49:24 +05'30'

Parag Sharma

Managing Director & CEO

Shriram Finance Limited

Corporate Office: Wockhardt Towers, Level -III, West Wing, C-2, G-Block, Bandra - Kurla Complex, Bandra (East), Mumbai - 400 051, Maharashtra. Ph: +91 22 4095 9595

Registered Office: Sri Towers, Plot No.14A, South Phase, Industrial Estate, Guindy, Chennai – 600 032, Tamil Nadu, India. Tel: +91 44 485 24 666

Email: secretarial@shriramfinance.in | Website: www.shriramfinance.in | Corporate Identity Number (CIN) — L65191TN1979PLC007874

April 24, 2026

BSE Limited
P. J. Towers,
Dalal Street, Fort,
Mumbai – 400 001.
Scrip Code: 511218

National Stock Exchange of India Limited
Listing Department
Exchange Plaza, 5th Floor,
Plot no. C/1, G- Block,
Bandra-Kurla Complex,
Mumbai – 400 051.
NSE Symbol: SHRIRAMFIN

Dear Sir/Madam,

Sub.: Regulation 52(7) and Regulation 52(7A) of SEBI (Listing Obligations and Disclosure Requirements) Regulations, 2015 - Utilization of issue proceeds of Non-convertible securities and Statement of deviation/ variation in use of Issue proceeds

Pursuant to Regulation 52(7) and 52(7A) of SEBI (Listing Obligations and Disclosure Requirements) Regulations, 2015, we inform that during the quarter ended March 31, 2026, the Company has not raised funds through issuance of Non-Convertible Debentures/Subordinated Debentures on private placement basis.

A. Statement of Utilization of Issue Proceeds:

Name of the Issuer	ISIN	Mode of Fund Raising (Public issues/ Private placement)	Type of instrument	Date of raising funds	Amount Raised (Rs. in Crores)	Funds Utilized (Rs. in Crores)	Any deviation (Yes/ No)	If 8 is Yes, then specify the purpose of for which the funds were utilized	Remarks, if any
1	2	3	4	5	6	7	8	9	10
Not Applicable									

B. Statement of deviation/ variation in use of Issue proceeds:

Particulars	Remarks
Name of listed entity	Shriram Finance Limited
Mode of fund raising	Public Issue/Private Placement
Type of instrument	Non-convertible Securities

Shriram Finance Limited

Date of raising funds	Not Applicable
Amount raised	Not Applicable
Report filed for quarter ended	March 31, 2026
Is there a deviation/ variation in use of/ funds raised?	Not Applicable
Whether any approval is required to vary the objects of the issue stated in the prospectus/ offer document?	Not Applicable
If yes, details of the approval so required?	Not Applicable
Date of approval	Not Applicable
Explanation for the deviation/ variation	Not Applicable
Comments of the audit committee after review	-
Comments of the auditors, if any	-

Objects for which funds have been raised and where there has been a deviation/ variation, in the following table:

Original object	Modified object, if any	Original Allocation	Modified allocation, if any	Funds utilised	Amount of deviation/ variation for the quarter according to applicable object (in Rs. Crores and in %) and no	Remarks, if any
Not Applicable						

Deviation could mean:

- Deviation in the objects or purposes for which the funds have been raised
- Deviation in the amount of funds actually utilized as against what was originally disclosed.

Thanking you,
Yours faithfully,

For Shriram Finance Limited

SUNDER

SUBRAMANIAN

Digitally signed by SUNDER
SUBRAMANIAN
Date: 2026.04.24 13:54:27 +05'30'

Name of Signatory: Sunder Subramanian

Designation: Joint Managing Director & Chief Financial Officer

Shriram Finance Limited

Corporate Office: Wockhardt Towers, Level -III, West Wing, C-2, G-Block, Bandra - Kurla Complex, Bandra (East), Mumbai - 400 051, Maharashtra. Ph: +91 22 4095 9595

Registered Office: Sri Towers, Plot No.14A, South Phase, Industrial Estate, Guindy, Chennai – 600 032, Tamil Nadu, India. Tel: +91 44 485 24 666

Email: secretarial@shriramfinance.in | Website: www.shriramfinance.in | Corporate Identity Number (CIN) — L65191TN1979PLC007874

The Board of Directors
Shriram Finance Limited
3rd Floor, West Wing, Wockhardt Towers
Bandra Kurla Complex
Bandra East, Mumbai 400051, India


Independent Auditor's certificate on Security Cover as at March 31, 2026

Dear Sir,

1. This Certificate is issued in accordance with the terms of our Engagement Letter dated June 30, 2025, as the Joint Statutory Auditors of Shriram Finance Limited (the "NBFC" or "Company").
2. Pursuant to Master Circular no. SEBI/HO/DDHS-PoD-1/P/CIR/2025/117 dated August 13, 2025 read with Regulation 56(1)(d) of the Securities and Exchange Board of India (Listing Obligations and Disclosure Requirements) Regulations, 2015, and Regulation 15(1)(t) of the Securities and Exchange Board of India (Debenture Trustees) Regulations, 1993, as amended from time to time, (together referred to as the "Regulations"), the Company is required to submit to BSE Limited and The National Stock Exchange of India Limited (Stock Exchanges) and its Debenture Trustees a certificate regarding maintenance of Security Cover.
3. The Company has raised money through issue of Non-Convertible Debentures ("NCDs"), which have been listed on the recognised Stock Exchanges.
4. Accordingly, we, as Joint Statutory Auditors of the Company, have been requested by the Company to examine the accompanying "Statement of Security Cover as on March 31, 2026 from column A to J, L and N" (the "Statement"). The accompanying Statement has been prepared by the Management of the Company from the audited financial statements, audited books of accounts and other relevant records maintained by the Company.

Management's Responsibility

5. The preparation of the Statement is the responsibility of the Management of the Company including the preparation and maintenance of all accounting and other relevant supporting records and documents. This responsibility includes the design, implementation and maintenance of internal control relevant to the preparation and presentation of the Statement and applying an appropriate basis of preparation; and making estimates that are reasonable in the circumstances.
6. Management of the Company is also responsible for ensuring that the Company complies with all the relevant requirements of the Regulations and for providing all relevant information to the Debenture Trustees.



Auditor's Responsibility

7. Our responsibility is to provide limited assurance as to whether anything has come to our attention that causes us to believe that the particulars contained in the aforesaid Statement with respect to book value of asset charged against the listed Debentures issued by the Company are not in agreement with the audited financial statements, audited books of accounts and other relevant records as on March 31, 2026 maintained by the Company.
8. We conducted our examination of the Statements, on test basis, in accordance with the Guidance Note on Reports or Certificates for Special Purposes (Revised 2016) issued by the Institute of Chartered Accountants of India ("ICAI"). The Guidance Note requires that we comply with the ethical requirements of the Code of Ethics issued by the ICAI.
9. Our scope of work did not include verification of compliance with any other requirement of other circulars and notifications issued by any regulatory authorities from time to time and any other laws and regulations applicable to the Company. Further, our scope of work did not involve performing audit tests for the purpose of expressing an opinion on the fairness or accuracy of any of the audited financial information or the audited financial statements of the Company, taken as a whole. We have not performed an audit, the objective of which would be the expression of an opinion on the audited financial statements, of specified elements, accounts or items thereof for the purpose of this certificate. Accordingly, we do not express such an opinion.
10. We have complied with the relevant applicable requirements of the Standard on Quality Control (SQC) 1, Quality Control for Firms that Perform Audits and Reviews of Historical Financial Information, and Other Assurance and Related Services Engagements issued by the ICAI.
11. A limited assurance engagement includes performing procedures to obtain sufficient appropriate evidence on the applicable criteria. The procedures performed vary in nature and timing from, and are less extent than for, a reasonable assurance. Consequently, the level of assurance obtained is substantially lower than the assurance that would have been obtained had a reasonable assurance engagement been performed. The procedures selected depend on the auditor's judgement, including the assessment of the areas where a material misstatement of the subject matter information is likely to arise. For the purpose of this engagement, we have performed following procedures:
 - 11.1. Obtained and read the relevant clauses of Trust Deeds in respect of the listed Debentures and noted the Security Cover required to be maintained by the Company in respect of such Debentures, as indicated in the Statement.
 - 11.2. Traced the principal amount of the Debentures outstanding as at March 31, 2026, to the audited financial statements, the audited books of account and other relevant records maintained by the Company.
 - 11.3. Obtained and read the list of immovable properties & book debts charged as security in respect of the Debentures outstanding.



- 11.4. Traced the value of immovable properties & book debts from the Statement to the audited financial statements, audited books of accounts and other relevant records maintained by the Company as at March 31, 2026.
- 11.5. Traced the security charged with register of charges maintained by the Company and 'Form No. CHG-9' filed with Ministry of Corporate Affairs ('MCA'), on test check basis.
- 11.6. Traced the value of charge created against the immovable properties & book debts to the Security Cover indicated in the Statement.
- 11.7. To verify the exclusive charge, checked the sample loan contracts are accurately tagged as security to the respective secured debentures.
- 11.8. Performed on test check basis the arithmetical accuracy of the computation of Security Cover indicated in the Statement.
- 11.9. Compared the Security Cover with the requirements as per Debenture Trust Deed.
- 11.10. Performed necessary inquiries with the Management and obtained necessary representations.

Conclusion

12. Based on the procedures performed by us, as referred to in paragraph 11 above and according to the information and explanations received and management representations obtained, nothing has come to our attention that causes us to believe that the particulars contained in the aforesaid Statement with respect to book value of asset charged against listed Debentures issued by the Company are not in agreement with the audited financial statements, audited books of accounts and other relevant records as at March 31, 2026 maintained by the Company.

Other Matter

13. As per Chapter V para 1 of the Master circular no. SEBI/HO/DDHS-PoD-1/P /CIR/2025/117 dated August 13, 2025, we are required to certify the book value of the assets, hence, we have not verified market value provided in the Statement of Security Cover (i.e. Column K and M) and accordingly we do not express any conclusion on the same.


Restriction on Use

14. Our work was performed solely to assist the Company in meeting its responsibilities in relation to the compliance with the Regulations. Our obligations in respect of this certificate are entirely separate from, and our responsibility and liability is in no way changed by, any other role we may have as statutory auditors of the Company or otherwise. Nothing in this certificate, nor anything said or done in the course of or in connection with the services that are the subject of this certificate, will extend any duty of care in connection with the statutory audit and other attest function carried out by us in our capacity as statutory auditors of the Company.



15. The certificate has been issued at the request of the Company, solely in connection with the purpose mentioned in paragraph 2 above and to be submitted with the accompanying Statement to the Stock Exchanges and Debenture Trustees and is not to be used or referred to for any other person. Accordingly, we do not accept or assume any liability or any duty of care for any other purpose or to any other person to whom this certificate is shown or into whose hands it may come. We have no responsibility to update this certificate for events and circumstances occurring after the date of this certificate.

For M M NISSIM & CO LLP
Chartered Accountants
Firm Registration Number: 107122W/W100672



Manish Singhania
Partner
Membership Number: 155411
ICAI UDIN: 26155411R6NKS7739

Place: Mumbai
Date: April 24, 2026

For G. D. Apte & Co.
Chartered Accountants
Firm Registration Number: 100515W

Anurag



Anagha M. Nanivadekar
Partner
Membership Number: 121007
ICAI UDIN: 26121007V@MKKN5914

Place: Mumbai
Date: April 24, 2026

April 24, 2026

BSE Limited
P. J. Towers,
Dalal Street, Fort,
Mumbai – 400 001
Scrip Code: 511218

National Stock Exchange of India Limited
Listing Department
Exchange Plaza, 5th Floor,
Plot no. C/1, G- Block,
Bandra-Kurla Complex,
Mumbai – 400 051
NSE Symbol: SHRIRAMFIN

Dear Sir/Madam,

Sub.: Details of Outstanding Qualified Borrowings and Incremental Qualified Borrowings for Financial Year 2025-26

Pursuant to Master Circular for issue and listing of Non-convertible Securities, Securitised Debt Instruments, Security Receipts, Municipal Debt Securities and Commercial Paper dated October 15, 2025, details of Outstanding Qualified Borrowings and Incremental Qualified Borrowings by Large Corporates for the Financial Year 2025-26 is as under:

Sr. No.	Particulars	Amount (Rs. in crore)
1	Outstanding Qualified Borrowings at the start of the Financial Year	1,44,301.53
2	Outstanding Qualified Borrowings at the end of the Financial Year	1,61,197.04
3	Highest credit rating of the company relating to the unsupported bank borrowings or plain vanilla bonds, which have no structuring/support built in	CARE Ratings Limited - CARE AAA/Stable CRISIL Ratings Limited - CRISIL AAA/Stable ICRA Limited - [ICRA] AAA; Stable India Ratings & Research Private Limited - IND AAA/Stable
4	Incremental borrowing done during the Financial Year (qualified borrowing)	55,869.15
5	Borrowings by way of issuance of debt securities during the Financial Year	4,997.50

Shriram Finance Limited

Corporate Office: Wockhardt Towers, Level -III, West Wing, C-2, G-Block, Bandra - Kurla Complex, Bandra (East), Mumbai - 400 051, Maharashtra. Ph: +91 22 4095 9595

Registered Office: Sri Towers, Plot No.14A, South Phase, Industrial Estate, Guindy, Chennai – 600 032, Tamil Nadu, India. Tel: +91 44 485 24 666

Email: secretarial@shriramfinance.in | Website: www.shriramfinance.in | Corporate Identity Number (CIN) — L65191TN1979PLC007874

Note:

#Figures pertain to long-term borrowing with original maturity of more than one year (excluding External Commercial Borrowings, external commercial bonds, senior secured notes, inter-corporate borrowings between holding company and associate and Securitization liabilities).

*Figures are taken on the basis of cash flows / principal maturity value, excluding accrued interest, if any.

Thanking you,
Yours faithfully,

For Shriram Finance Limited

BALASUNDA Digitally signed by
BALASUNDARARAO UPPU
RARAO UPPU Date: 2026.04.24 14:52:59
+05'30'

U Balasundararao
Company Secretary
& Chief Compliance Officer

SUNDER Digitally signed by
SUNDER SUBRAMANIAN
SUBRAMANIAN Date: 2026.04.24
14:55:23 +05'30'

Sunder Subramanian
Joint Managing Director
& Chief Financial Officer

Shriram Finance Limited

Corporate Office: Wockhardt Towers, Level -III, West Wing, C-2, G-Block, Bandra - Kurla Complex, Bandra (East), Mumbai - 400 051, Maharashtra. Ph: +91 22 4095 9595

Registered Office: Sri Towers, Plot No.14A, South Phase, Industrial Estate, Guindy, Chennai – 600 032, Tamil Nadu, India. Tel: +91 44 485 24 666

Email: secretarial@shriramfinance.in | Website: www.shriramfinance.in | Corporate Identity Number (CIN) — L65191TN1979PLC007874

PRESS RELEASE

Friday 24th April, 2026, Mumbai : The Board Meeting of Shriram Finance Limited (SFL) was held today to consider the audited financial results for the fourth quarter and the year ended 31st March, 2026.

Financials (Standalone) :

Fourth quarter ended 31st March, 2026 :

The Net Interest Income for the fourth quarter ended 31st March, 2026 increased by 15.58 % and stood at Rs. 6,994.08 crores as against Rs. 6,051.19 crores in the same period of the previous year. The profit after tax increased by 40.86 % and stands at Rs. 3,013.57 crores as against Rs. 2,139.39 crores recorded in the same period of the previous year. The earning per share (basic) increased by 40.77 % and stands at Rs.16.02 as against Rs. 11.38 recorded in the same period of the previous year.

Financial Year ended 31st March, 2026 :

The Net Interest Income for the year ended 31st March, 2026 increased by 14.09 % and stood at Rs. 26,051.44 crores as against Rs. 22,835.09 crores for the year ended 31st March, 2025. The profit after tax increased by 20.87 % and stands at Rs. 9,998.15 crores as against Rs. 8,271.61 crores (excluding one time gain of Rs. 1,489.39 crores for sale of our stake in subsidiary Shriram Housing Finance Limited hereinafter referred as “exceptional gain”) recorded in the same period of the previous year. However, the profit after tax stands at Rs. 9,998.15 crores as against Rs. 9,761.00 crores (including exceptional item) in the same period of the previous year. The earning per share (basic) increased by 20.80 % and stands at Rs. 53.15 as against Rs. 44.00 (excluding exceptional gain) recorded in the same period of the previous year. The earning per share (basic) increased by 2.37 % and stands at Rs. 53.15 as against Rs. 51.92 (including exceptional gain) recorded in the same period of the previous year.

Assets under Management :

Total Assets under Management as on 31st March, 2026 increased by 14.85 % and stood at Rs. 302,273.75 crores as compared to Rs. 263,190.27 crores as on 31st March, 2025 and Rs. 291,709.03 crores as on 31st December, 2025.

(2)



Dividend:

The Board of Directors has recommended a final dividend of Rs. 6/- per equity share of face value of Rs. 2/- each fully paid up i.e. 300%, for the financial year 2025-26 subject to approval by Members in the ensuing 47th Annual General Meeting (47th AGM) of the Company. This is in addition to the interim dividend of Rs. 4.80 per equity share declared on October 31, 2025. With this the total dividend for the financial year 2025-26 will be Rs. 10.80 per share of Rs. 2/- each.

Pursuant to Regulation 42 of the Securities and Exchange Board of India (Listing Obligations and Disclosure Requirements) Regulations, 2015, the Register of Members and the Share Transfer Books of the Company will remain closed from Saturday, July 04, 2026 to Friday, July 10, 2026 (both days inclusive) for taking record of the Members of the Company for the purpose of payment of the final dividend and 47th AGM, if approved by the Members at the ensuing 47th AGM. The final dividend will be paid to the eligible Members on or before August 09, 2026 subject to deduction of tax at source as per the applicable rate(s), if approved by the Members at the 47th AGM.

About Shriram Finance Limited.

Shriram Finance Limited is the flagship company of the Shriram group which has significant presence in Consumer Finance, Life Insurance, General Insurance, Stock Broking and Distribution businesses. Shriram Finance Limited is one of India's largest retail asset financing Non-Banking Finance Companies (NBFC) with Assets under Management (AUM) above Rs. 3.02 trillion. Established in 1979, Shriram Finance is a holistic finance provider catering to the needs of Small Road Transport Operators and small business owners and is a leader in organised financing of pre-owned commercial vehicles and two wheelers. It has vertically integrated business model and offers financing number of products which include passenger commercial vehicles, loans to micro and small and medium enterprises (MSMEs), tractors & farm equipment, gold, personal loans and working capital loans etc. Over last 47 years, it has developed strong competencies in the areas of loan origination, valuation of pre-owned commercial vehicles and other assets, and collections. It has a pan India presence with network of 3,225 branches and an employee strength of 76,241 servicing to 97.33 lakhs of customers.

For Further information, please contact:

Sanjay K. Mundra

Executive Director

Shriram Finance Limited

+91 22 40959507, smundra@shriramfinance.in



Our AUM has crossed

₹3,



Cr

Just another milestone in our growth journey

Shriram Finance Ltd

Investor Update – Q4 & FY 26

April 24, 2026

Business Updates



- ❖ On April 08, 2026, the Company achieved a transformative milestone by successfully completing a preferential allotment of 471,121,055 fully paid up equity shares of face value of Rs 2/- each to MUFG Bank Ltd at an issue price of Rs 840.93 per share. This landmark transaction, totalling Rs 396.2 bn, resulted in MUFG Bank holding a 20.00% stake in Shriram Finance on a fully diluted basis, which significantly bolsters our capital adequacy and provides a robust foundation for our long-term strategic expansion.
- ❖ **Credit Rating Upgraded**
 - ICRA has upgraded our rating on 9th April 2026 from AA+/Watch Positive to AAA; Stable
 - CRISIL has upgraded our rating on 9th April 2026 from AA+/ With Positive Implications to AAA/ Stable
 - India Ratings has upgraded our rating on 10th April 2026 from AA+/ With Positive Implications to AAA/ Stable
 - Fitch Ratings has upgraded our rating on 14th April 2026 from BB+ Rating Watch Positive to BBB-/ Stable, and short term rating from B Rating watch positive to F3
- ❖ On 15th April 2026, Shriram Overseas Investments Limited, wholly owned subsidiary of the Company received an in-principle approval to commence Primary Dealer business from Reserve Bank of India, subject to compliance with the conditions specified therein.

Performance Highlights

Performance Highlights – Q4 FY26 vs Q4 FY25

Total Income	9.32%	↑	Q4 FY26	Rs 125,279.1 mn
			Q4 FY25	Rs 114,602.5 mn
Net Interest Income**	15.58%	↑	Q4 FY26	Rs 69,940.8 mn
			Q4 FY25	Rs 60,511.9 mn
<small>**including Net Direct assignment Income Rs. Nil (Q4 FY25 Rs. 1,694.2 mn)</small>				
PAT	40.86%	↑	Q4 FY26	Rs 30,135.7 mn
			Q4 FY25	Rs 21,393.9 mn
EPS	40.77%	↑	Q4 FY26	Rs 16.02
			Q4 FY25	Rs 11.38

Performance Highlights – FY26 vs FY25

Total Income (excl. exceptional items)*	15.09%	↑	FY26	Rs 481,779.8 mn
			FY25	Rs 418,594.7 mn
Net Interest Income**	14.09%	↑	FY26	Rs 260,514.4 mn
			FY25	Rs 228,350.9 mn
**including Net Direct assignment Income Rs. Nil (FY25 Rs. 2,718.1 mn)				
PAT (excl. exceptional items)*	20.87%	↑	FY26	Rs 99,981.5 mn
			FY25	Rs 82,716.1 mn
PAT (incl. exceptional items)*	2.43%	↑	FY26	Rs 99,981.5 mn
			FY25	Rs 97,610.0 mn
EPS (excl. exceptional items)*	20.80%	↑	FY26	Rs 53.15
			FY25	Rs 44.00
EPS (incl. exceptional items)*	2.37%	↑	FY26	Rs 53.15
			FY25	Rs 51.92

*Exceptional item (net of expenses) on Sale of subsidiary (SHFL) Rs. 16,567.7 mn (less tax impact of Rs. 1,673.8 mn in FY25)

#TogetherWeSoar

Performance Highlights – Q4 FY26 vs Q4 FY25

AUM	14.85% ↑	Q4 FY26	Rs 3,022,737.5 mn
		Q4 FY25	Rs 2,631,902.7 mn
Gross Stage 3 Assets	16.09% ↑	Q4 FY26	Rs 137,432.7 mn
		Q4 FY25	Rs 118,387.9 mn
Net Stage 3 Assets	1.65% ↑	Q4 FY26	Rs 68,254.5 mn
		Q4 FY25	Rs 67,144.6 mn
Book Value	16.67% ↑	Q4 FY26	Rs 349.20
		Q4 FY25	Rs 299.30

Assets under Management (AUM), Provision Analysis and Geographical Distribution

AUM Break-up



Particulars (Rs. mn)	Q4 FY26	Q3 FY26	Q2 FY26	Q1 FY26	Q4 FY25	YoY (%)	QoQ (%)
Loan Portfolio							
- On Books							
Balance sheet assets	2,623,865.9	2,501,092.2	2,418,263.3	2,314,226.8	2,231,869.8	17.56%	4.91%
Securitized assets	378,297.6	392,249.7	367,567.3	378,043.6	367,289.3	3.00%	-3.56%
Total On books	3,002,163.5	2,893,341.9	2,785,830.6	2,692,270.4	2,599,159.1	15.51%	3.76%
- Off Books*	20,574.0	23,748.4	27,264.0	30,219.7	32,743.6	-37.17%	-13.37%
Total AUM	3,022,737.5	2,917,090.3	2,813,094.6	2,722,490.1	2,631,902.7	14.85%	3.62%

*Off Books pertains to Direct assignment portfolio

Segment-wise AUM Break-up

Product (Rs. mn)	Q4 FY26		Q3 FY26		Q2 FY26		Q1 FY26		Q4 FY25		YoY (%)	QoQ (%)
	Amt	%	Amt	%	Amt	%	Amt	%	Amt	%		
Commercial Vehicles	1,416,666.0	46.87%	1,331,695.4	45.65%	1,281,402.4	45.55%	1,231,318.9	45.23%	1,185,605.0	45.05%	19.49%	6.38%
Passenger Vehicles	644,130.9	21.31%	632,168.9	21.67%	595,505.6	21.17%	566,347.6	20.80%	541,044.9	20.56%	19.05%	1.89%
Construction Equipments	133,095.1	4.40%	142,194.6	4.87%	153,666.9	5.46%	165,353.6	6.07%	178,781.6	6.79%	-25.55%	-6.40%
Farm Equipments	68,865.2	2.28%	65,660.4	2.25%	61,817.8	2.20%	58,274.8	2.14%	52,066.0	1.98%	32.27%	4.88%
MSME	412,446.1	13.64%	410,769.5	14.08%	406,349.9	14.44%	388,242.6	14.26%	374,135.5	14.22%	10.24%	0.41%
Two Wheelers	174,139.8	5.76%	173,720.6	5.96%	155,513.6	5.53%	158,563.0	5.82%	155,805.6	5.92%	11.77%	0.24%
Gold	66,224.8	2.19%	56,442.0	1.93%	53,363.2	1.90%	51,540.5	1.89%	48,367.0	1.84%	36.92%	17.33%
Personal Loans	107,169.6	3.55%	104,438.9	3.58%	105,475.2	3.75%	102,849.1	3.79%	96,097.1	3.64%	11.52%	2.61%
Total AUM	3,022,737.5	100.00%	2,917,090.3	100.00%	2,813,094.6	100.00%	2,722,490.1	100.00%	2,631,902.7	100.00%	14.85%	3.62%

Provision Analysis – March'26

Particulars (Rs. mn)	Q4 FY26	Q3 FY26	Q2 FY26	Q1 FY26	Q4 FY25	YoY (%)	QoQ (%)
Gross Stage 3	137,432.7	131,214.4	127,362.6	121,994.8	118,387.9	16.09%	4.74%
ECL provision-Stage 3	69,178.2	63,996.2	59,478.5	54,061.9	51,243.3	35.00%	8.10%
Net Stage 3	68,254.5	67,218.2	67,884.1	67,932.9	67,144.6	1.65%	1.54%
Gross Stage 3 (%)	4.58%	4.54%	4.57%	4.53%	4.55%	0.55%	0.88%
Net Stage 3 (%)	2.33%	2.38%	2.49%	2.57%	2.64%	-11.58%	-2.10%
Coverage Ratio (%) Stage 3	50.34%	48.77%	46.70%	44.31%	43.28%	16.30%	3.22%
Gross Stage 2	207,463.3	196,228.4	192,794.9	196,152.7	179,156.0	15.80%	5.73%
ECL provision-Stage 2	16,649.1	16,273.6	15,841.8	16,187.0	14,286.0	16.54%	2.31%
Net Stage 2	190,814.2	179,954.8	176,953.1	179,965.7	164,870.0	15.74%	6.03%
Gross Stage 2 (%)	6.91%	6.78%	6.92%	7.29%	6.89%	0.25%	1.92%
ECL provision (%) Stage 2	8.03%	8.29%	8.22%	8.25%	7.97%	0.70%	-3.14%
Gross Stage 1	2,657,267.5	2,565,899.1	2,465,673.2	2,374,122.9	2,301,615.0	15.45%	3.56%
ECL provision-Stage 1	91,811.8	89,451.9	86,292.4	82,675.2	79,701.0	15.20%	2.64%
Net Stage 1	2,565,455.7	2,476,447.2	2,379,380.8	2,291,447.7	2,221,914.0	15.46%	3.59%
Gross Stage 1 (%)	88.51%	88.68%	88.51%	88.18%	88.56%	-0.06%	-0.19%
ECL provision (%) Stage 1	3.46%	3.49%	3.50%	3.48%	3.46%	-0.08%	-0.86%

Product-wise Provision Analysis – March'26

Particulars (Rs. mn)	Commercial Vehicles	Passenger Vehicles	Construction Equipment	Farm Equipment	MSME	Two Wheeler	Gold Loan	Personal Loans	Total
Gross Stage 3	66,333.6	25,176.7	9,096.2	4,072.6	20,869.7	5,775.9	1,519.2	4,588.8	137,432.7
ECL provision-Stage 3	30,677.0	11,893.8	4,412.5	2,001.1	13,269.1	3,468.6	198.0	3,258.2	69,178.2
Net Stage 3	35,656.6	13,282.9	4,683.7	2,071.5	7,600.6	2,307.3	1,321.2	1,330.6	68,254.5
Gross Stage 3 (%)	4.72%	3.94%	6.90%	5.93%	5.10%	3.32%	2.29%	4.28%	4.58%
Net Stage 3 (%)	2.59%	2.12%	3.67%	3.11%	1.92%	1.35%	2.00%	1.28%	2.33%
Coverage Ratio (%) Stage 3	46.25%	47.24%	48.51%	49.14%	63.58%	60.05%	13.03%	71.00%	50.34%
Gross Stage 2	94,251.5	42,174.5	9,602.2	5,227.1	30,345.6	11,009.2	6,419.0	8,434.2	207,463.3
ECL provision-Stage 2	7,518.3	3,280.5	659.4	681.1	3,273.7	484.6	38.5	713.1	16,649.1
Net Stage 2	86,733.2	38,894.0	8,942.8	4,546.0	27,071.9	10,524.6	6,380.5	7,721.1	190,814.2
Gross Stage 2 (%)	6.71%	6.60%	7.28%	7.61%	7.41%	6.32%	9.69%	7.87%	6.91%
ECL provision (%) Stage 2	7.98%	7.78%	6.87%	13.03%	10.79%	4.40%	0.60%	8.45%	8.03%
Gross Stage 1	1,244,924.0	571,667.8	113,214.1	59,395.0	358,278.6	157,354.7	58,286.6	94,146.6	2,657,267.5
ECL provision-Stage 1	37,618.1	17,185.2	3,281.7	3,572.7	18,306.4	5,059.7	349.3	6,438.5	91,811.8
Net Stage 1	1,207,305.9	554,482.6	109,932.4	55,822.3	339,972.2	152,295.0	57,937.3	87,708.1	2,565,455.7
Gross Stage 1 (%)	88.57%	89.46%	85.83%	86.46%	87.49%	90.36%	88.01%	87.85%	88.51%
ECL provision (%) Stage 1	3.02%	3.01%	2.90%	6.02%	5.11%	3.22%	0.60%	6.84%	3.46%

Commercial Vehicles

Particulars (Rs. mn)	Q4 FY26	Q3 FY26	Q2 FY26	Q1 FY26	Q4 FY25	YoY (%)	QoQ (%)
Gross Stage 3	66,333.6	62,136.8	60,678.4	58,821.9	57,071.3	16.23%	6.75%
ECL provision-Stage 3	30,677.0	28,485.6	27,083.7	24,627.3	23,430.4	30.93%	7.69%
Net Stage 3	35,656.6	33,651.2	33,594.7	34,194.6	33,640.9	5.99%	5.96%
Gross Stage 3 (%)	4.72%	4.71%	4.79%	4.84%	4.88%	-3.28%	0.21%
Net Stage 3 (%)	2.59%	2.61%	2.71%	2.87%	2.94%	-11.90%	-0.77%
Coverage Ratio (%) Stage 3	46.25%	45.84%	44.63%	41.87%	41.05%	12.67%	0.89%
Gross Stage 2	94,251.5	86,369.6	85,745.4	87,677.0	77,882.3	21.02%	9.13%
ECL provision-Stage 2	7,518.3	6,898.9	6,740.3	6,833.8	5,944.1	26.48%	8.98%
Net Stage 2	86,733.2	79,470.7	79,005.1	80,843.2	71,938.2	20.57%	9.14%
Gross Stage 2 (%)	6.71%	6.55%	6.77%	7.21%	6.66%	0.75%	2.44%
ECL provision (%) Stage 2	7.98%	7.99%	7.86%	7.79%	7.63%	4.59%	-0.13%
Gross Stage 1	1,244,924.0	1,170,360.6	1,120,260.6	1,068,899.3	1,034,097.5	20.39%	6.37%
ECL provision-Stage 1	37,618.1	34,413.0	32,939.8	31,429.1	30,405.7	23.72%	9.31%
Net Stage 1	1,207,305.9	1,135,947.6	1,087,320.8	1,037,470.2	1,003,691.8	20.29%	6.28%
Gross Stage 1 (%)	88.57%	88.74%	88.44%	87.95%	88.46%	0.12%	-0.19%
ECL provision (%) Stage 1	3.02%	2.94%	2.94%	2.94%	2.94%	2.72%	2.72%

Passenger Vehicles

Particulars (Rs. mn)	Q4 FY26	Q3 FY26	Q2 FY26	Q1 FY26	Q4 FY25	YoY (%)	QoQ (%)
Gross Stage 3	25,176.7	23,918.4	22,791.6	23,055.9	22,393.2	12.43%	5.26%
ECL provision-Stage 3	11,893.8	11,115.1	10,218.7	9,609.3	9,123.3	30.37%	7.01%
Net Stage 3	13,282.9	12,803.3	12,572.9	13,446.6	13,269.9	0.10%	3.75%
Gross Stage 3 (%)	3.94%	3.82%	3.87%	4.13%	4.21%	-6.41%	3.14%
Net Stage 3 (%)	2.12%	2.08%	2.17%	2.45%	2.54%	-16.54%	1.92%
Coverage Ratio (%) Stage 3	47.24%	46.47%	44.84%	41.68%	40.74%	15.95%	1.66%
Gross Stage 2	42,174.5	39,273.5	38,846.5	40,356.9	35,184.4	19.87%	7.39%
ECL provision-Stage 2	3,280.5	3,231.3	3,113.5	3,227.0	2,777.6	18.11%	1.52%
Net Stage 2	38,894.0	36,042.2	35,733.0	37,129.9	32,406.8	20.02%	7.91%
Gross Stage 2 (%)	6.60%	6.27%	6.60%	7.23%	6.62%	-0.30%	5.26%
ECL provision (%) Stage 2	7.78%	8.23%	8.01%	8.00%	7.89%	-1.39%	-5.47%
Gross Stage 1	571,667.8	562,956.8	526,809.9	494,867.6	474,302.8	20.53%	1.55%
ECL provision-Stage 1	17,185.2	17,465.3	16,338.5	15,341.9	14,699.2	16.91%	-1.60%
Net Stage 1	554,482.6	545,491.5	510,471.4	479,525.7	459,603.6	20.64%	1.65%
Gross Stage 1 (%)	89.46%	89.91%	89.53%	88.64%	89.17%	0.33%	-0.50%
ECL provision (%) Stage 1	3.01%	3.10%	3.10%	3.10%	3.10%	-2.90%	-2.90%

Construction Equipments

Particulars (Rs. mn)	Q4 FY26	Q3 FY26	Q2 FY26	Q1 FY26	Q4 FY25	YoY (%)	QoQ (%)
Gross Stage 3	9,096.2	9,788.3	10,291.1	9,691.5	9,937.6	-8.47%	-7.07%
ECL provision-Stage 3	4,412.5	4,477.6	4,439.4	3,935.8	3,971.7	11.10%	-1.45%
Net Stage 3	4,683.7	5,310.7	5,851.7	5,755.7	5,965.9	-21.49%	-11.81%
Gross Stage 3 (%)	6.90%	6.95%	6.77%	5.93%	5.63%	22.56%	-0.72%
Net Stage 3 (%)	3.67%	3.90%	3.97%	3.61%	3.46%	6.07%	-5.90%
Coverage Ratio (%) Stage 3	48.51%	45.74%	43.14%	40.61%	39.97%	21.37%	6.06%
Gross Stage 2	9,602.2	10,460.8	11,187.6	11,372.5	11,229.7	-14.49%	-8.21%
ECL provision-Stage 2	659.4	735.8	820.1	832.3	841.0	-21.59%	-10.38%
Net Stage 2	8,942.8	9,725.0	10,367.5	10,540.2	10,388.7	-13.92%	-8.04%
Gross Stage 2 (%)	7.28%	7.43%	7.36%	6.96%	6.36%	14.47%	-2.02%
ECL provision (%) Stage 2	6.87%	7.03%	7.33%	7.32%	7.49%	-8.28%	-2.28%
Gross Stage 1	113,214.1	120,519.2	130,502.8	142,312.2	155,349.2	-27.12%	-6.06%
ECL provision-Stage 1	3,281.7	3,466.7	3,753.8	4,093.3	4,468.4	-26.56%	-5.34%
Net Stage 1	109,932.4	117,052.5	126,749.0	138,218.9	150,880.8	-27.14%	-6.08%
Gross Stage 1 (%)	85.83%	85.62%	85.87%	87.11%	88.01%	-2.48%	0.25%
ECL provision (%) Stage 1	2.90%	2.88%	2.88%	2.88%	2.88%	0.69%	0.69%

Farm Equipments

Particulars (Rs. mn)	Q4 FY26	Q3 FY26	Q2 FY26	Q1 FY26	Q4 FY25	YoY (%)	QoQ (%)
Gross Stage 3	4,072.6	3,832.8	4,178.5	4,392.7	4,063.4	0.23%	6.26%
ECL provision-Stage 3	2,001.1	1,863.0	1,782.4	1,762.1	1,578.3	26.79%	7.41%
Net Stage 3	2,071.5	1,969.8	2,396.1	2,630.6	2,485.2	-16.65%	5.16%
Gross Stage 3 (%)	5.93%	5.86%	6.79%	7.59%	7.88%	-24.75%	1.19%
Net Stage 3 (%)	3.11%	3.10%	4.01%	4.69%	4.97%	-37.42%	0.32%
Coverage Ratio (%) Stage 3	49.14%	48.61%	42.66%	40.11%	38.84%	26.52%	1.09%
Gross Stage 2	5,227.1	4,880.3	4,872.8	6,229.9	5,755.9	-9.19%	7.11%
ECL provision-Stage 2	681.1	660.8	668.8	879.2	766.1	-11.10%	3.07%
Net Stage 2	4,546.0	4,219.5	4,204.0	5,350.7	4,989.8	-8.89%	7.74%
Gross Stage 2 (%)	7.61%	7.46%	7.92%	10.77%	11.17%	-31.87%	2.01%
ECL provision (%) Stage 2	13.03%	13.54%	13.73%	14.11%	13.31%	-2.10%	-3.77%
Gross Stage 1	59,395.0	56,713.2	52,462.4	47,245.3	41,724.5	42.35%	4.73%
ECL provision-Stage 1	3,572.7	3,480.2	3,218.6	2,898.3	2,559.6	39.58%	2.66%
Net Stage 1	55,822.3	53,233.0	49,243.8	44,347.0	39,164.9	42.53%	4.86%
Gross Stage 1 (%)	86.46%	86.68%	85.29%	81.64%	80.95%	6.81%	-0.25%
ECL provision (%) Stage 1	6.02%	6.14%	6.14%	6.13%	6.13%	-1.79%	-1.95%

Particulars (Rs. mn)	Q4 FY26	Q3 FY26	Q2 FY26	Q1 FY26	Q4 FY25	YoY (%)	QoQ (%)
Gross Stage 3	20,869.7	19,969.6	18,582.3	15,854.6	15,104.9	38.16%	4.51%
ECL provision-Stage 3	13,269.1	11,620.1	10,281.1	8,549.4	7,996.5	65.94%	14.19%
Net Stage 3	7,600.6	8,349.5	8,301.2	7,305.2	7,108.4	6.92%	-8.97%
Gross Stage 3 (%)	5.10%	4.90%	4.61%	4.12%	4.08%	25.00%	4.08%
Net Stage 3 (%)	1.92%	2.11%	2.11%	1.94%	1.96%	-2.04%	-9.00%
Coverage Ratio (%) Stage 3	63.58%	58.19%	55.33%	53.92%	52.94%	20.10%	9.26%
Gross Stage 2	30,345.6	30,121.7	28,588.5	28,087.0	27,750.5	9.35%	0.74%
ECL provision-Stage 2	3,273.7	3,423.3	3,297.0	3,226.4	2,845.9	15.03%	-4.37%
Net Stage 2	27,071.9	26,698.4	25,291.5	24,860.6	24,904.6	8.70%	1.40%
Gross Stage 2 (%)	7.41%	7.39%	7.10%	7.31%	7.50%	-1.20%	0.27%
ECL provision (%) Stage 2	10.79%	11.36%	11.53%	11.49%	10.26%	5.17%	-5.02%
Gross Stage 1	358,278.6	357,438.8	355,680.3	340,453.4	327,042.2	9.55%	0.23%
ECL provision-Stage 1	18,306.4	19,080.5	18,953.8	17,840.4	17,017.4	7.57%	-4.06%
Net Stage 1	339,972.2	338,358.3	336,726.5	322,613.0	310,024.8	9.66%	0.48%
Gross Stage 1 (%)	87.49%	87.71%	88.29%	88.57%	88.41%	-1.04%	-0.25%
ECL provision (%) Stage 1	5.11%	5.34%	5.33%	5.24%	5.20%	-1.73%	-4.31%

Two Wheelers

Particulars (Rs. mn)	Q4 FY26	Q3 FY26	Q2 FY26	Q1 FY26	Q4 FY25	YoY (%)	QoQ (%)
Gross Stage 3	5,775.9	5,810.9	5,111.8	5,014.8	4,809.2	20.10%	-0.60%
ECL provision-Stage 3	3,468.6	3,274.1	2,737.9	2,853.9	2,672.3	29.80%	5.94%
Net Stage 3	2,307.3	2,536.8	2,373.9	2,160.9	2,136.9	7.97%	-9.05%
Gross Stage 3 (%)	3.32%	3.34%	3.29%	3.16%	3.09%	7.44%	-0.60%
Net Stage 3 (%)	1.35%	1.49%	1.55%	1.39%	1.40%	-3.57%	-9.40%
Coverage Ratio (%) Stage 3	60.05%	56.34%	53.56%	56.91%	55.57%	8.06%	6.59%
Gross Stage 2	11,009.2	11,618.3	10,177.6	9,970.9	9,564.8	15.10%	-5.24%
ECL provision-Stage 2	484.6	555.1	489.9	522.1	479.0	1.17%	-12.70%
Net Stage 2	10,524.6	11,063.2	9,687.7	9,448.8	9,085.8	15.84%	-4.87%
Gross Stage 2 (%)	6.32%	6.69%	6.54%	6.29%	6.14%	2.93%	-5.53%
ECL provision (%) Stage 2	4.40%	4.78%	4.81%	5.24%	5.01%	-12.18%	-7.95%
Gross Stage 1	157,354.7	156,291.5	140,224.1	143,577.3	141,431.6	11.26%	0.68%
ECL provision-Stage 1	5,059.7	5,083.1	4,557.8	4,666.8	4,592.6	10.17%	-0.46%
Net Stage 1	152,295.0	151,208.4	135,666.3	138,910.5	136,839.0	11.29%	0.72%
Gross Stage 1 (%)	90.36%	89.97%	90.17%	90.55%	90.77%	-0.45%	0.43%
ECL provision (%) Stage 1	3.22%	3.25%	3.25%	3.25%	3.25%	-0.92%	-0.92%

Gold

Particulars (Rs. mn)	Q4 FY26	Q3 FY26	Q2 FY26	Q1 FY26	Q4 FY25	YoY (%)	QoQ (%)
Gross Stage 3	1,519.2	1,249.2	1,218.1	1,063.4	996.6	52.45%	21.61%
ECL provision-Stage 3	198.0	123.5	108.4	99.0	98.0	101.99%	60.32%
Net Stage 3	1,321.2	1,125.7	1,109.7	964.4	898.6	47.02%	17.37%
Gross Stage 3 (%)	2.29%	2.21%	2.28%	2.06%	2.06%	11.17%	3.62%
Net Stage 3 (%)	2.00%	2.00%	2.08%	1.87%	1.86%	7.53%	0.00%
Coverage Ratio (%) Stage 3	13.03%	9.89%	8.90%	9.31%	9.84%	32.42%	31.75%
Gross Stage 2	6,419.0	5,250.8	5,181.3	4,654.5	4,263.1	50.57%	22.25%
ECL provision-Stage 2	38.5	22.1	21.8	19.6	18.0	114.45%	74.21%
Net Stage 2	6,380.5	5,228.7	5,159.5	4,634.9	4,245.1	50.30%	22.03%
Gross Stage 2 (%)	9.69%	9.30%	9.71%	9.03%	8.81%	9.99%	4.19%
ECL provision (%) Stage 2	0.60%	0.42%	0.42%	0.42%	0.42%	42.86%	42.86%
Gross Stage 1	58,286.6	49,942.0	46,963.8	45,822.6	43,107.4	35.21%	16.71%
ECL provision-Stage 1	349.3	210.3	197.8	193.0	181.5	92.42%	66.10%
Net Stage 1	57,937.3	49,731.7	46,766.0	45,629.6	42,925.9	34.97%	16.50%
Gross Stage 1 (%)	88.01%	88.48%	88.01%	88.91%	89.13%	-1.26%	-0.53%
ECL provision (%) Stage 1	0.60%	0.42%	0.42%	0.42%	0.42%	42.86%	42.86%

Personal Loans

Particulars (Rs. mn)	Q4 FY26	Q3 FY26	Q2 FY26	Q1 FY26	Q4 FY25	YoY (%)	QoQ (%)
Gross Stage 3	4,588.8	4,508.4	4,510.8	4,099.9	4,011.6	14.39%	1.78%
ECL provision-Stage 3	3,258.2	3,037.2	2,826.8	2,625.2	2,372.8	37.31%	7.28%
Net Stage 3	1,330.6	1,471.2	1,684.0	1,474.7	1,638.8	-18.81%	-9.56%
Gross Stage 3 (%)	4.28%	4.32%	4.28%	3.99%	4.17%	2.64%	-0.93%
Net Stage 3 (%)	1.28%	1.45%	1.64%	1.47%	1.75%	-26.86%	-11.72%
Coverage Ratio (%) Stage 3	71.00%	67.37%	62.67%	64.03%	59.15%	20.03%	5.39%
Gross Stage 2	8,434.2	8,253.5	8,195.1	7,804.0	7,525.1	12.08%	2.19%
ECL provision-Stage 2	713.1	746.4	690.4	646.5	614.8	15.98%	-4.46%
Net Stage 2	7,721.1	7,507.1	7,504.7	7,157.5	6,910.3	11.73%	2.85%
Gross Stage 2 (%)	7.87%	7.90%	7.77%	7.59%	7.83%	0.51%	-0.38%
ECL provision (%) Stage 2	8.45%	9.04%	8.42%	8.28%	8.17%	3.43%	-6.53%
Gross Stage 1	94,146.6	91,677.1	92,769.3	90,945.3	84,560.3	11.34%	2.69%
ECL provision-Stage 1	6,438.5	6,252.9	6,332.4	6,212.5	5,776.9	11.45%	2.97%
Net Stage 1	87,708.1	85,424.2	86,436.9	84,732.8	78,783.3	11.33%	2.67%
Gross Stage 1 (%)	87.85%	87.78%	87.95%	88.43%	87.99%	-0.16%	0.08%
ECL provision (%) Stage 1	6.84%	6.82%	6.83%	6.83%	6.83%	0.15%	0.29%

Well entrenched Pan India Network

State/UT wise Branches	Metro	Urban	Semi-Urban and Rural	Total
Andaman and Nicobar Islands	-	1	-	1
Andhra Pradesh	24	76	204	304
Assam	-	8	23	31
Bihar	3	42	48	93
Chandigarh	-	3	-	3
Chhattisgarh	5	15	48	68
Dadra and Nagar Haveli	-	-	1	1
Delhi	20	-	-	20
Goa	-	-	5	5
Gujarat	19	31	50	100
Haryana	5	32	31	68
Himachal Pradesh	-	2	42	44
Jammu and Kashmir	1	3	13	17
Jharkhand	8	10	18	36
Karnataka	23	56	146	225
Kerala	1	18	105	124
Madhya Pradesh	15	50	132	197
Maharashtra	64	63	174	301

Well entrenched Pan India Network (Contd.)

State/UT wise Branches	Metro	Urban	Semi-Urban and Rural	Total
Manipur	-	1	-	1
Meghalaya	-	-	1	1
Odisha	-	18	40	58
Puducherry	-	9	6	15
Punjab	10	25	41	76
Rajasthan	14	41	94	149
Sikkim	-	1	2	3
Tamil Nadu	72	137	566	775
Telangana	41	52	138	231
Tripura	-	3	2	5
Uttar Pradesh	29	89	64	182
Uttarakhand	-	13	7	20
West Bengal	5	23	43	71
Grand Total	359	822	2,044	3,225

3,225

Branch Offices

9.73 mn

Customers

76,241

Employees

58,369

Business Team

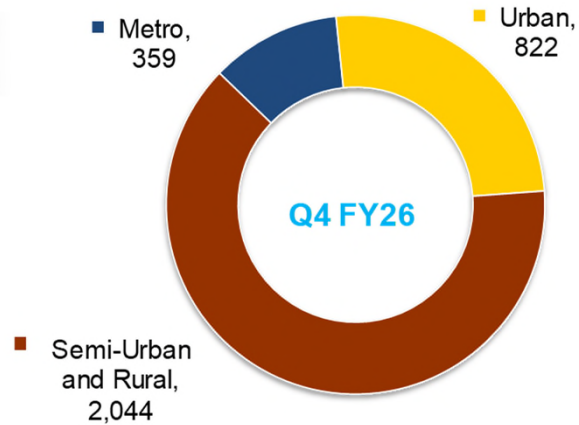
535

Rural Centres

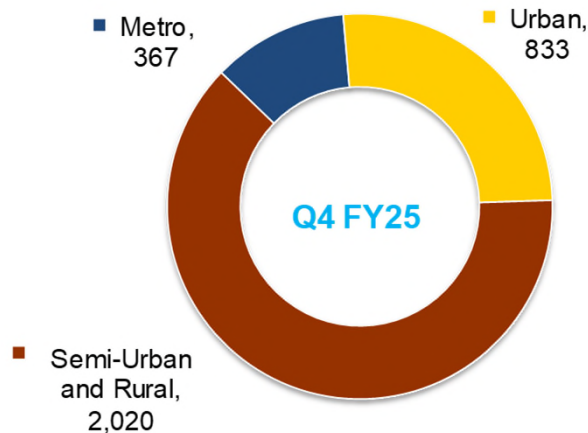
Branch & AUM distribution – Q4 FY26 vs Q4 FY25

Branch (Nos)

Total Branch 3,225



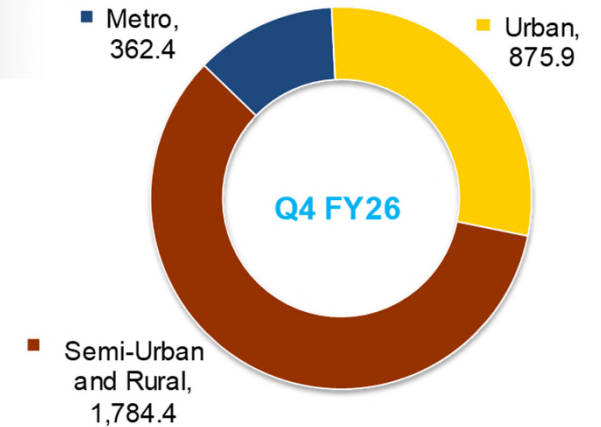
Total Branch 3,220



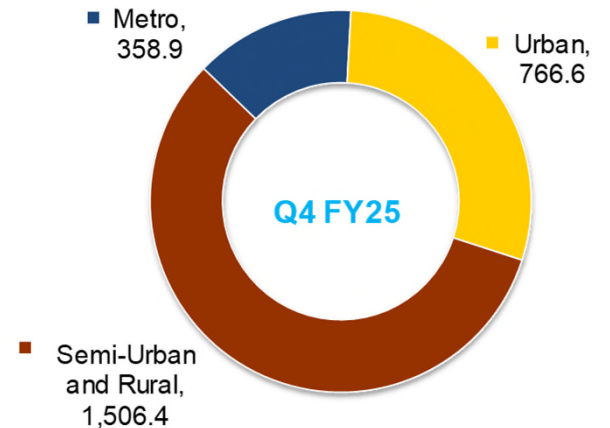
Metro branches represents places where population is 10 lakh and above
 Urban branches represents places where population is in between 1 lakh to 10 lakh
 Rural and Semi-Urban branches represents places where population is upto 1 Lakh

AUM (Rs bn)

Total AUM
Rs 3,022.7 bn



Total AUM
Rs 2,631.9 bn



Financial Statement

P&L Statement



Particulars (Rs. mn)	Q4 FY26	Q3 FY26	Q2 FY26	Q1 FY26	Q4 FY25	YoY (%)	QoQ (%)	FY26	FY25	YoY (%)
Interest income	123,898.4	120,747.9	118,252.0	114,631.4	113,274.9	9.38%	2.61%	477,529.7	414,564.1	15.19%
Interest expended	53,957.6	53,107.0	55,583.6	54,367.1	52,763.0	2.26%	1.60%	217,015.3	186,213.2	16.54%
Net interest income	69,940.8	67,640.9	62,668.4	60,264.3	60,511.9	15.58%	3.40%	260,514.4	228,350.9	14.09%
Staff cost	9,683.4	12,372.7	9,439.3	9,764.7	9,057.3	6.91%	-21.74%	41,260.1	36,511.6	13.01%
Other Operating expenditure	8,369.4	9,715.7	9,695.1	9,342.1	9,398.3	-10.95%	-13.86%	37,122.3	33,142.0	12.01%
Operating expenditure	18,052.8	22,088.4	19,134.4	19,106.8	18,455.6	-2.18%	-18.27%	78,382.4	69,653.6	12.53%
Core operating profit	51,888.0	45,552.5	43,534.0	41,157.5	42,056.3	23.38%	13.91%	182,132.0	158,697.3	14.77%
Other income	1,362.4	1,152.7	899.5	766.7	1,296.4	5.09%	18.19%	4,181.3	3,911.8	6.89%
Operating profit	53,250.4	46,705.2	44,433.5	41,924.2	43,352.7	22.83%	14.01%	186,313.3	162,609.1	14.58%
Loan Losses & Provisions	14,097.3	13,103.2	13,333.3	12,856.9	15,632.9	-9.82%	7.59%	53,390.7	53,116.6	0.52%
Profit before tax (excluding exceptional items)* - (A)	39,153.1	33,602.0	31,100.2	29,067.3	27,719.8	41.25%	16.52%	132,922.6	109,492.5	21.40%
Tax (excluding exceptional items) - (C)	9,017.4	8,385.3	8,028.4	7,510.0	6,325.9	42.55%	7.54%	32,941.1	26,776.4	23.02%
Profit after tax (excluding exceptional items)*	30,135.7	25,216.7	23,071.8	21,557.3	21,393.9	40.86%	19.51%	99,981.5	82,716.1	20.87%
Exceptional income (net of expense) - (B)	-	-	-	-	-	-	-	-	16,567.7	-100.00%
Tax on exceptional items - (D)	-	-	-	-	-	-	-	-	1,673.8	-100.00%
Exceptional income (net of expense) (net of tax)	-	-	-	-	-	-	-	-	14,893.9	-100.00%
Profit before tax (including exceptional items)* - (A+B)	39,153.1	33,602.0	31,100.2	29,067.3	27,719.8	41.25%	16.52%	132,922.6	126,060.2	5.44%
Tax (including exceptional items) - (C + D)	9,017.4	8,385.3	8,028.4	7,510.0	6,325.9	42.55%	7.54%	32,941.1	28,450.2	15.79%
Profit after tax (including exceptional items)* - (A+B-C-D)	30,135.7	25,216.7	23,071.8	21,557.3	21,393.9	40.86%	19.51%	99,981.5	97,610.0	2.43%
Other comprehensive Income (Net)	5,981.8	686.6	1,842.1	377.6	(3,812.2)	-256.91%	771.22%	8,888.1	(1,931.3)	-560.21%
Total Comprehensive Income	36,117.5	25,903.3	24,913.9	21,934.9	17,581.7	105.43%	39.43%	108,869.6	95,678.7	13.79%
EPS (including exceptional items) (in Rs.)*	16.02	13.40	12.27	11.46	11.38	40.77%	19.55%	53.15	51.92	2.37%
EPS (excluding exceptional items) (in Rs.)*	16.02	13.40	12.27	11.46	11.38	40.77%	19.55%	53.15	44.00	20.80%

*Exceptional item (net of expenses) on Sale of subsidiary (SHFL) Rs. 16,567.7 mn (less tax impact of Rs. 1,673.8 mn in FY25)

Summarised Balance Sheet



Particulars (Rs. mn)	Mar-26	Dec-25	Sep-25	Jun-25	Mar-25	YoY(%)	QoQ (%)
I. Assets							
Financial Assets							
a) Cash and bank balances	79,383.5	162,323.3	101,482.0	256,904.4	213,657.4	-62.85%	-51.10%
b) Loans	2,824,524.4	2,723,620.2	2,624,218.0	2,539,346.3	2,453,927.9	15.10%	3.70%
c) Investments	147,827.6	159,908.8	132,843.0	136,622.3	155,987.1	-5.23%	-7.56%
d) Other-financial assets	80,714.3	58,052.5	53,665.8	51,782.8	40,871.5	97.48%	39.04%
Non-financial Assets							
a) Goodwill	11,894.5	11,894.5	11,894.5	11,894.5	11,894.5	0.00%	0.00%
b) Other non-financial assets	67,197.6	66,059.3	64,750.3	63,660.1	61,735.1	8.85%	1.72%
c) Assets held for Sale	9.7	9.7	9.7	9.7	9.7	0.00%	0.00%
Total Assets	3,211,551.6	3,181,868.3	2,988,863.3	3,060,220.1	2,938,083.2	9.31%	0.93%
II. Liabilities and Equity							
Financial Liabilities							
a) Debts	2,506,898.8	2,517,318.4	2,343,093.8	2,429,112.6	2,341,972.5	7.04%	-0.41%
b) Other financial liabilities	37,635.1	32,295.4	30,717.9	35,292.0	27,124.7	38.75%	16.53%
Non-financial Liabilities	9,968.4	11,325.5	11,011.2	11,060.3	6,180.3	61.29%	-11.98%
Total Equity	657,049.3	620,929.0	604,040.4	584,755.2	562,805.7	16.75%	5.82%
Total Liabilities and Equity	3,211,551.6	3,181,868.3	2,988,863.3	3,060,220.1	2,938,083.2	9.31%	0.93%

Key Metrics – Q4 & FY26



P&L Metrics (Rs. mn)	Q4 FY26	Q3 FY26	Q2 FY26	Q1 FY26	Q4 FY25	YoY (%)	QoQ (%)	FY26	FY25	YoY (%)
Interest Income	123,898.4	120,747.9	118,252.0	114,631.4	113,274.9	9.38%	2.61%	477,529.7	414,564.1	15.19%
Less: Interest Expenses	53,957.6	53,107.0	55,583.6	54,367.1	52,763.0	2.26%	1.60%	217,015.3	186,213.2	16.54%
Net Interest Income	69,940.8	67,640.9	62,668.4	60,264.3	60,511.9	15.58%	3.40%	260,514.4	228,350.9	14.09%
Other Operating Income & Other Income	1,362.4	1,152.7	899.5	766.7	1,296.4	5.09%	18.19%	4,181.3	3,911.8	6.89%
Profit After Tax (including exceptional items)*	30,135.7	25,216.7	23,071.8	21,557.3	21,393.9	40.86%	19.51%	99,981.5	97,610.0	2.43%
Exceptional income (net of expense) (net of tax)	-	-	-	-	-	-	-	-	14,893.9	-100.00%
Profit After Tax (excluding exceptional items)*	30,135.7	25,216.7	23,071.8	21,557.3	21,393.9	40.86%	19.51%	99,981.5	82,716.1	20.87%
EPS (including exceptional items)* (in Rs.)	16.02	13.40	12.27	11.46	11.38	40.77%	19.55%	53.15	51.92	2.37%
EPS (excluding exceptional items)* (in Rs.)	16.02	13.40	12.27	11.46	11.38	40.77%	19.55%	53.15	44.00	20.80%
Cost to income Ratio (%)	25.32%	29.66%	27.76%	29.29%	27.65%	-8.43%	-14.63%	27.95%	27.91%	0.14%
NIM	8.61%	8.58%	8.19%	8.11%	8.25%	4.36%	0.35%	8.38%	8.55%	-1.99%

*Exceptional item (net of expenses) on Sale of subsidiary (SHFL) Rs. 16,567.7 mn (less tax impact of Rs. 1,673.8 mn in FY25)

Key Metrics – Q4 & FY26 (Contd.)



Balance Sheet Metrics (Rs. mn)	Q4 FY26	Q3 FY26	Q2 FY26	Q1 FY26	Q4 FY25	YoY (%)	QoQ (%)	FY26	FY25	YoY (%)
Networth	652,440.9	622,302.3	606,100.2	588,657.2	567,085.3	15.05%	4.84%	652,440.9	567,085.3	15.05%
Book Value (Rs.)	349.20	330.04	321.13	310.93	299.30	16.67%	5.81%	349.20	299.30	16.67%
Interest Coverage (x)	2.32	2.30	2.14	2.12	2.17	6.91%	0.87%	2.22	2.25	-1.33%
ROA (%) (including Exceptional Items)*	3.63%	3.09%	2.89%	2.76%	2.87%	26.48%	17.48%	3.10%	3.51%	-11.68%
ROA (%) (excluding Exceptional Items)*	3.63%	3.09%	2.89%	2.76%	2.87%	26.48%	17.48%	3.10%	2.98%	4.03%
ROE (%) (including Exceptional Items)*	19.13%	16.33%	15.40%	15.07%	15.59%	22.71%	17.15%	16.53%	18.58%	-11.03%
ROE (%) (excluding Exceptional Items)*	19.13%	16.33%	15.40%	15.07%	15.59%	22.71%	17.15%	16.53%	15.75%	4.95%
Tier I CRAR %	19.80%	19.66%	19.98%	20.16%	20.03%	-1.15%	0.71%	19.80%	20.03%	-1.15%
Tier II CRAR %	0.60%	0.61%	0.70%	0.63%	0.63%	-4.76%	-1.64%	0.60%	0.63%	-4.76%
Total CRAR %	20.40%	20.27%	20.68%	20.79%	20.66%	-1.26%	0.64%	20.40%	20.66%	-1.26%

*Exceptional item (net of expenses) on Sale of subsidiary (SHFL) Rs. 16,567.7 mn (less tax impact of Rs. 1,673.8 mn in FY25)

Borrowing Profile

Borrowing Profile

Product	Q4 FY26		Q3 FY26		Q2 FY26		Q1 FY26		Q4 FY25	
	Amt in bn	%	Amt in bn	%	Amt in bn	%	Amt in bn	%	Amt in bn	%
Non-Convertible Debentures	396.1	15.8%	401.0	15.9%	395.3	16.87%	396.1	16.31%	383.0	16.35%
Public Deposit	694.8	27.7%	678.7	27.0%	655.8	27.99%	630.3	25.95%	560.9	23.95%
Securitisation	384.6	15.3%	400.0	15.9%	373.9	15.96%	388.2	15.98%	380.5	16.25%
Subordinated debts	24.2	1.0%	24.6	1.0%	24.7	1.05%	24.8	1.02%	25.1	1.07%
Term Loan	512.0	20.4%	516.4	20.5%	407.0	17.37%	493.3	20.31%	493.4	21.07%
External Commercial Bond	132.6	5.3%	124.4	4.9%	124.3	5.30%	157.5	6.48%	158.5	6.77%
ECB Loans	362.6	14.5%	372.2	14.8%	362.1	15.45%	338.1	13.92%	336.5	14.37%
Other Loans	-	-	-	-	-	-	0.8	0.03%	4.0	0.17%
Total	2,506.9	100.0%	2,517.3	100.0%	2,343.1	100.00%	2,429.1	100.00%	2,341.9	100.00%

ALM Statement as on March 31, 2026



Particulars (Rs. mn)	One month	Over one month to 2 months	Over 2 months to 3 months	Over 3 months to 6 months	Over 6 months to one year	Over one year to 3 years	Over 3 to 5 years	Over 5 years	Total
Total Outflows	97,581.1	71,956.7	137,783.5	183,804.9	317,033.6	1,269,850.4	335,039.8	835,135.3	3,248,185.3
Total Inflows	158,070.2	114,030.4	110,415.4	293,978.0	548,819.6	1,392,559.7	377,967.4	219,868.1	3,215,708.8
Mismatch or Surplus/(Deficit)	60,489.1	42,073.7	(27,368.1)*	110,173.1	231,786.0	122,709.3	42,927.6	(615,267.2)	(32,476.5)
Cum. Mismatch or Surplus/(Deficit)	60,489.1	102,562.8	75,194.7	185,367.8	417,153.8	539,863.1	582,790.7	(32,476.5)	

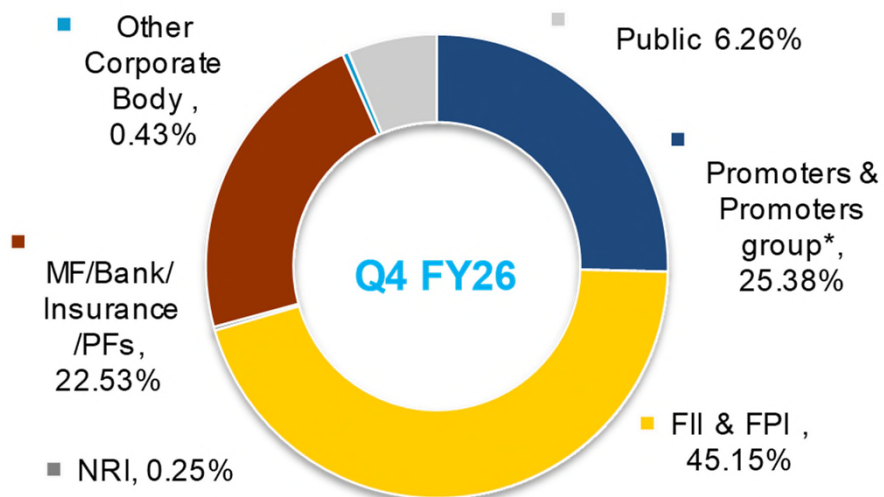
*Bonds with embedded options of Rs. 38,450 mn

Liquidity Coverage Ratio was 323.17% as on March 31, 2026

Shareholding

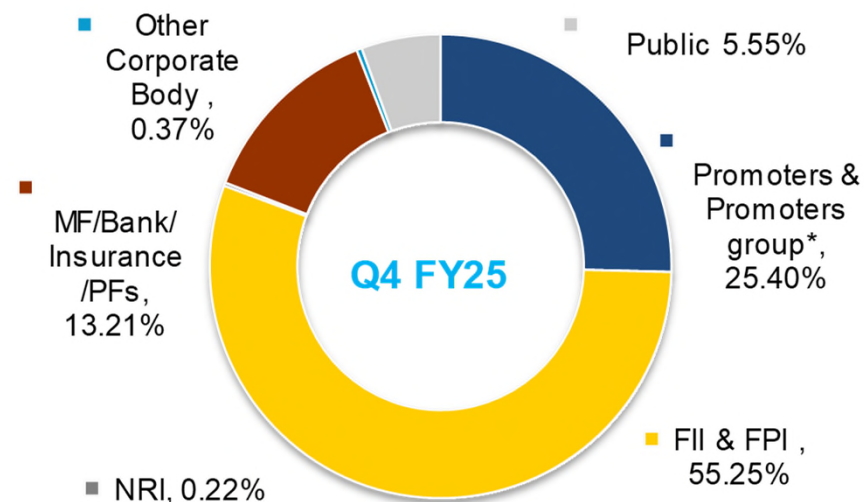
Shareholding Pattern as on March 31, 2026 vs March 31, 2025

No. of shares outstanding: 1,881.6 mn



Details of Promoters/Promoter Group*	Holding (%)
Shriram Capital Private Limited	17.84%
(Formerly Shriram Financial Ventures (Chennai) Private Limited)	
Shriram Value Services Limited	7.11%
Shriram Ownership Trust	0.02%
Shriram General Insurance Company Limited	0.00%
Sanlam Life Insurance Limited	0.41%
Total	25.38%

No. of shares outstanding: 1,880.4 mn



Details of Promoters/Promoter Group*	Holding (%)
Shriram Capital Private Limited	17.86%
(Formerly Shriram Financial Ventures (Chennai) Private Limited)	
Shriram Value Services Limited	7.11%
Shriram Ownership Trust	0.02%
Sanlam Life Insurance Limited	0.41%
Total	25.40%

List of Key Shareholders as on March 31, 2026

Key Shareholders	Current Shareholding (mn Shares)	%
Promoter and Promoter Group		
Shriram Capital Private Limited	335.7	17.84
Shriram Value Services Limited	133.8	7.11
Shriram Ownership Trust	0.3	0.02
Shriram General Insurance Company Limited	0.0	0.00
Sanlam Life Insurance Limited	7.8	0.41
Total Promoter and Promoter Group Holding	477.6	25.38
Government of Singapore	84.2	4.47
Kotak Mutual Fund (under different sub accounts)	43.6	2.32
NPS Trust a/c - (under different sub accounts)	43.0	2.29
SBI Mutual Fund - (under different sub accounts)	38.6	2.05
Motilal Oswal Mutual Fund (under different sub accounts)	28.4	1.51
Government Pension Fund Global	28.2	1.50
UTI Mutual Fund - (under different sub accounts)	22.8	1.21
New World Fund Inc	20.9	1.11
Public and Others	1,094.3	58.16
Total	1,881.6	100.00

Shriram Automall India Limited (SAMIL)

Business Overview



- ✦ Shriram Automall India Limited (SAMIL), an ISO 9001:2015 & Great Place To Work certified company, is India's Largest Phygital Marketplace for Pre-owned Vehicles, Equipment, and other Assets. Founded in 2011, SAMIL pioneered India's first professionally managed auction platform for pre-owned cars, commercial vehicles, construction equipment, farm equipment, two-wheelers, three-wheelers, and more.
- ✦ Backed by CarTrade Tech Limited and Shriram Finance Limited, SAMIL operates through a robust pan-India network of over 135 Automalls and a team of 1600+ professionals. The company conducts thousands of auctions every month through Physical Automalls, Phygital platforms via the MySAMIL App, and digital channels including cartradeexchange.com and bids.samil.in. Through gold.samil.in, SAMIL also facilitates secure and transparent gold auctions for banks and financial institutions.
- ✦ Beyond auctions, SAMIL offers end-to-end services across the pre-owned asset lifecycle. Adroit Auto delivers inspection, valuation, and claim settlement services; ThePriceX provides data-driven pricing intelligence; and Augeo enables auctions of properties, plant & machinery, commodities, scrap, salvage, and surplus assets.
- ✦ To date, SAMIL has served over 2.85 mn customers and a wide spectrum of sellers, including Banks, NBFCs, Insurance Companies, OEMs, Dealers, Leasing and Rental Companies, Aggregators, Brokers, Transporters, Contractors, and End Users.
- ✦ For more information, visit www.samil.in.

Business Overview (Contd.)



❑ Consolidated

Revenue from operation earned Rs. 716.6 mn in Q4 FY26 as against Rs. 586.9 mn in Q4 FY25.

Profit after Tax (PAT): Q4 FY26 Rs. 140.0 mn vs Q4 FY25 Rs. 98.4 mn; FY26 Rs. 460.1 mn vs FY25 Rs. 276.4 mn.

SFL Share in Net Profit of SAMIL: Q4 FY26 Rs. 62.3 mn vs Q4 FY25 Rs. 43.8 mn;

SFL Share in Net Profit of SAMIL for FY26 Rs. 205.0 mn vs FY25 Rs. 123.1 mn.

Shriram Overseas Investment Limited (SOIL)

Business Overview



- ✦ Shriram Overseas Investments Limited (SOIL), formerly known as Shriram Overseas Investments Private Limited (SOIPL) is a middle layer non-banking finance company.
- ✦ Shriram Finance Limited (SFL) acquired 100% stake in SOIPL (now, renamed as Shriram Overseas Investment Limited w.e.f. June 04, 2025) and SOIPL became wholly-owned subsidiary of SFL on May 09, 2025.
- ✦ The Company has sold its entire equity stake in its Subsidiary 'Bharath Investment Pte Ltd' ('Bharath') on March 11, 2026.
- ✦ The Company has received an in-principle approval to commence Primary Dealer business on April 15, 2026 from Reserve Bank of India, subject to compliance with the conditions specified therein.

❑ Consolidated

Revenue from operation earned Rs. 65.8 mn in Q4 FY26 as against Rs. 6.0 mn in Q4 FY25.

Profit after Tax (PAT) (including subsidiary and its associate) : Q4 FY26 Rs. 11.9 mn, Q4 FY25 Rs. (9.5) mn; FY26 Rs. 57.7 mn, FY25 Rs. 20.8 mn.

Contact Us



**For any Investor Relations
queries please contact**

Sanjay K. Mundra
Shriram Finance Limited
Email: smundra@shriramfinance.in
Tel. No. +91-22-4095 9507

About Us



About Shriram Finance Ltd.

Shriram Finance Limited is the flagship company of the Shriram group which has significant presence in Consumer Finance, Life Insurance, General Insurance, Housing Finance, Stock Broking and Distribution businesses. Shriram Finance Limited is one of India's largest retail asset financing Non-Banking Finance Company (NBFC) with Assets under Management (AUM) above Rs 3.0 trillion. Recently Shriram City Union Finance Limited and Shriram Capital Limited merged with Shriram Transport Finance Company Limited and was subsequently renamed as Shriram Finance Limited. Established in 1979, Shriram Finance is holistic finance provider catering to the needs of Small Road Transport Operators and small business owners and is a leader in organised financing of pre-owned commercial vehicles and two wheelers. It has vertically integrated business model and offers financing number of products which include passenger commercial vehicles, loans to micro and small and medium enterprises (MSMEs), tractors, gold, personal loans and working capital loans etc. Over last 47 years, it has developed strong competencies in the areas of Loan origination, valuation of pre-owned commercial vehicles and other assets, and collections. It has a pan india presence with network of 3,225 branches and an employee strength of 76,241 servicing over 9.73 million customers.

Forward Looking Statement

Certain statements in this document with words or phrases such as “will”, “should”, etc., and similar expressions or variation of these expressions or those concerning our future prospects are forward looking statements. Actual results may differ materially from those suggested by the forward looking statements due to a number of risks or uncertainties associated with the expectations. These risks and uncertainties include, but are not limited to, our ability to successfully implement our strategy and changes in government policies. The company may, from time to time, make additional written and oral forward looking statements, including statements contained in the company's filings with the stock exchanges and our reports to shareholders. The company does not undertake to update any forward-looking statements that may be made from time to time by or on behalf of the company.

THANK YOU