



23<sup>rd</sup> September, 2017

To The Manager Department of Corporate Services, BSE Ltd., Phiroze Jeejeebhoy Towers, Dalal Street, Fort, Mumbai-400001. Scrip Code : 526263	To The Manager National Stock Exchange of India Limited, Exchange Plaza, BandraKurla Complex, Bandra (E), Mumbai-400051. Ref: MOLDTECH-EQ
--	---

Dear Sir,

**Re: Voting Results at 33<sup>rd</sup> Annual General Meeting held on 22<sup>nd</sup> September, 2017 under Regulation 44 of SEBI (Listing Obligations and Disclosure Requirements) Regulations, 2015**

Please find below details of the voting results at the 33<sup>rd</sup> Annual General Meeting of the company held on 22<sup>nd</sup> September, 2017, in the prescribed format pursuant to the Regulation 44 of SEBI (Listing Obligations and Disclosure Requirements) Regulations, 2015

Date of AGM	22 <sup>nd</sup> September, 2017
Total number of shareholders as on Record Date (i.e. 15 <sup>th</sup> September, 2017- Cut-off date for Remote E voting purpose and Poll at AGM)	6,756
No. of shareholders present in the meeting either in person or through proxy	
(i) Promoter and Promoter Group	20
(ii) Public	53
No. of shareholders attended the meeting through Video Conferencing- Not Applicable	
(i) Promoter and Promoter Group	Not applicable
(ii) Public	Not Applicable

The mode of voting for all the resolutions was Remote e-Voting and poll conducted at the AGM. The resolution wise combined results of Remote e-Voting and poll are attached herewith for your reference.

We are also enclosing the following documents:

1. Consolidated Scrutinizer's Report on Remote e-Voting and Poll Conducted at the AGM.
2. Summary of proceedings of Annual General Meeting.
3. Annual report for the financial year 2016-17.

Thanking You,

For **Mold-Tek Technologies Limited**

*Pooja Jain*

(Pooja Jain)


Company Secretary & Compliance officer



Corporate Office :

Plot # 700, Road No. 36, Jubilee Hills, Hyderabad - 500 033, Telangana, INDIA.  
Phone : +91-40-40300300/01/02/03/04, Fax : +91-40-40300328, E-mail : ir@moldtekindia.com  
Website : www.moldtekindia.com CIN No: L25200TG1985PLC005631

Details of Agenda		Resolution No 1- To receive, consider and adopt the Audited Financial Statements (including Audited Consolidated Financial Statements) for the Financial Year ended 31st March, 2017 and the Reports of the Directors and Auditors thereon						
Resolution required		Ordinary						
Whether promoter/ promoter group are interested in the agenda/resolution					No			
Category	Mode of Voting	No. of shares held (1)	No. of votes polled (2)	% of Votes Polled on outstanding Shares(3)= {(2)/(1)}*100	No. of Vote in Favor (4)	No. of Votes Against (5)	% of Votes In favor of Votes polled (6)=[(4)/(2)]*100	% of Votes In against of Votes polled (7)=[(5)/(2)]*100
Promoter and Promoter Group	E-Voting	13382513	11417912	85.32	11417912	0	100	0
	Poll		530021	3.96	530021	0	100	0
	Postal Ballot (if applicable)		0	0.00	0	0	0	0
	<b>Total</b>		<b>11947933</b>	<b>89.28</b>	<b>11947933</b>	<b>0</b>	<b>100</b>	<b>0</b>
Public Institutions	E-Voting	657068	650275	98.97	650275	0	100	0
	Poll		0	0.00	0	0	0	0
	Postal Ballot (if applicable)		0	0.00	0	0	0	0
	<b>Total</b>		<b>650275</b>	<b>98.97</b>	<b>650275</b>	<b>0</b>	<b>100</b>	<b>0</b>
Public Non Institutions	E-Voting	13161216	962489	7.31	962489	0	100	0
	Poll		282596	2.15	282596	0	100	0
	Postal Ballot (if applicable)			0.00	0	0	0	0
	<b>Total</b>		<b>1245085</b>	<b>9.46</b>	<b>1245085</b>	<b>0</b>	<b>100</b>	<b>0</b>
<b>Total</b>		<b>27200797</b>	<b>13843293</b>	<b>50.89</b>	<b>13843293</b>	<b>0</b>	<b>100</b>	<b>0</b>



Details of Agenda		Resolution No 2- To confirm the payment of Interim Dividend and to declare final dividend on Equity Shares for the financial year ended 31 March 2017.						
Resolution required		Ordinary						
Whether promoter/ promoter group are interested in the agenda/resolution					No			
Category	Mode of Voting	No. of shares held (1)	No. of votes polled (2)	% of Votes Polled on outstanding Shares(3)= $\{(2)/(1)\} * 100$	No. Of Vote in Favor (4)	No. Of Votes Against (5)	% of Votes In favor of Votes polled (6)=[(4)/(2)]*100	% of Votes In against of Votes polled (7)=[(5)/(2)]*100
Promoter and Promoter Group	E-Voting	13382513	11417912	85.32	11417912	0	100	0
	Poll		530021	3.96	530021	0	100	0
	Postal Ballot (if		0	0.00	0	0	0	0
	<b>Total</b>	<b>13382513</b>	<b>11947933</b>	<b>89.28</b>	<b>11947933</b>	<b>0</b>	<b>100</b>	<b>0</b>
Public Institutions	E-Voting	657068	650275	98.97	650275	0	100	0
	Poll		0	0.00	0	0	0	0
	Postal Ballot (if		0	0.00	0	0	0	0
	<b>Total</b>	<b>657068</b>	<b>650275</b>	<b>98.97</b>	<b>650275</b>	<b>0</b>	<b>100</b>	<b>0</b>
Public Non Institutions	E-Voting	13161216	962489	7.31	962489	0	100	0
	Poll		282596	2.15	282596	0	100	0
	Postal Ballot (if			0.00	0	0	0	0
	<b>Total</b>	<b>13161216</b>	<b>1245085</b>	<b>9.46</b>	<b>1245085</b>	<b>0</b>	<b>100</b>	<b>0</b>
<b>Total</b>		<b>27200797</b>	<b>13843293</b>	<b>50.89</b>	<b>13843293</b>	<b>0</b>	<b>100</b>	<b>0</b>

Pooja Jain

Mold-Tek Technologies Limited  
Jubilee Hills,  
Hyderabad

Details of Agenda		Resolution No 3-To appoint a Director in place of Mr. A Subramanyam, Director (DIN: 00654046) who retires by rotation and being eligible, offers himself for re-appointment.						
Resolution required		Ordinary						
Whether promoter/ promoter group are interested in the agenda/resolution					No			
Category	Mode of Voting	No. of shares held (1)	No. of votes polled (2)	% of Votes Polled on outstanding Shares(3)= {(2)/(1)}*100	No. Of Vote in Favor (4)	No. Of Votes Against (5)	% of Votes In favor of Votes polled (6)=[(4)/(2)]*100	% of Votes In against of Votes polled (7)=[(5)/(2)]*100
Promoter and Promoter Group	E-Voting	13382513	11417912	85.32	11417912	0	100	0
	Poll		530021	3.96	530021	0	100	0
	Postal Ballot (if		0	0.00	0	0	0	0
	<b>Total</b>		<b>11947933</b>	<b>89.28</b>	<b>11947933</b>	<b>0</b>	<b>100</b>	<b>0</b>
Public Institutions	E-Voting	657068	650275	98.97	650275	0	100	0
	Poll		0	0.00	0	0	0	0
	Postal Ballot (if		0	0.00	0	0	0	0
	<b>Total</b>		<b>650275</b>	<b>98.97</b>	<b>650275</b>	<b>0</b>	<b>100</b>	<b>0</b>
Public Non Institutions	E-Voting	13161216	962489	7.31	962489	0	100	0
	Poll		282596	2.15	282596	0	100	0
	Postal Ballot (if			0.00	0	0	0	0
	<b>Total</b>		<b>1245085</b>	<b>9.46</b>	<b>1245085</b>	<b>0</b>	<b>100</b>	<b>0</b>
<b>Total</b>		<b>27200797</b>	<b>13843293</b>	<b>50.89</b>	<b>13843293</b>	<b>0</b>	<b>100</b>	<b>0</b>


Pooja Jain

Mold-Tek Technologies Pvt. Ltd.  
Jubilee Hills,  
Hyderabad



Details of Agenda		Resolution No 4- To appoint M/s M. Anandam & CO., Chartered Accountants (ICAI Firm Registration No. 000125S) as Statutory Auditors of the Company						
Resolution required		Ordinary						
Whether promoter/ promoter group are interested in the agenda/resolution					No			
Category	Mode of Voting	No. of shares held (1)	No. of votes polled (2)	% of Votes Polled on outstanding Shares(3)= {(2)/(1)} *100	No. Of Vote in Favor (4)	No. Of Votes Against (5)	% of Votes In favor of Votes polled (6)=[(4)/(2)]*100	% of Votes In against of Votes polled (7)=[(5)/(2)]*100
Promoter and Promoter Group	E-Voting	13382513	11417912	85.32	11417912	0	100	0
	Poll		530021	3.96	530021	0	100	0
	Postal Ballot (if		0	0.00	0	0	0	0
	Total	13382513	11947933	89.28	11947933	0	100	0
Public Institutions	E-Voting	657068	650275	98.97	650275	0	100	0
	Poll		0	0.00	0	0	0	0
	Postal Ballot (if		0	0.00	0	0	0	0
	Total	657068	650275	98.97	650275	0	100	0
Public Non Institutions	E-Voting	13161216	962489	7.31	962489	0	100	0
	Poll		282596	2.15	282596	0	100	0
	Postal Ballot (if			0.00	0	0	0	0
	Total	13161216	1245085	9.46	1245085	0	100	0
Total		27200797	13843293	50.89	13843293	0	100	0

Pooja Jain



Details of Agenda		Resolution No 5- To approve revision in remuneration payable to Ms Sudha Rani Janumahanti, Whole Time Director of the Company						
Resolution required		Special						
Whether promoter/ promoter group are interested in the agenda/resolution		No						
Category	Mode of Voting	No. of shares held (1)	No. of votes polled (2)	% of Votes Polled on outstanding Shares(3)= {(2)/(1)}*100	No. Of Vote in Favor (4)	No. Of Votes Against (5)	% of Votes In favor of Votes polled (6)=[(4)/(2)]*100	% of Votes In against of Votes polled (7)=[(5)/(2)]*100
Promoter and Promoter Group	E-Voting	13382513	11417912	85.32	11417912	0	100	0
	Poll		530021	3.96	530021	0	100	0
	Postal Ballot (if		0	0.00	0	0	0	0
	<b>Total</b>	<b>13382513</b>	<b>11947933</b>	<b>89.28</b>	<b>11947933</b>	<b>0</b>	<b>100</b>	<b>0</b>
Public Institutions	E-Voting	657068	650275	98.97	650275	0	100	0
	Poll		0	0.00	0	0	0	0
	Postal Ballot (if		0	0.00	0	0	0	0
	<b>Total</b>	<b>657068</b>	<b>650275</b>	<b>98.97</b>	<b>650275</b>	<b>0</b>	<b>100</b>	<b>0</b>
Public Non Institutions	E-Voting	13161216	962489	7.31	962489	0	100	0
	Poll		282596	2.15	282596	0	100	0
	Postal Ballot (if			0.00	0	0	0	0
	<b>Total</b>	<b>13161216</b>	<b>1245085</b>	<b>9.46</b>	<b>1245085</b>	<b>0</b>	<b>100</b>	<b>0</b>
<b>Total</b>		<b>27200797</b>	<b>13843293</b>	<b>50.89</b>	<b>13843293</b>	<b>0</b>	<b>100</b>	<b>0</b>

As per the consolidated report of Remote E-voting and poll conducted at the AGM on item No. 1-5 of the notice to the AGM, all the resolutions were passed with the requisite Majority

Pooja Jain



**Consolidated Scrutinizer's Report**

**[Pursuant to Section 108 of the Companies Act, 2013 and Rule 20 of Companies  
(Management and Administration) Rules, 2014]**


To,  
The Chairman of 33<sup>rd</sup> Annual General Meeting  
Mold-TekTechnologies Limited  
Plot No.700, Door No.8-2-293/ 82/A/700,  
Road No.36, Jubilee Hills  
Telengana-500033

Respected Sir,

**Sub : Consolidated Scrutinizer's Report for passing of Resolutions through Remote E-Voting Process and on voting by Poll at 33<sup>rd</sup> Annual General Meeting held on 22 September 2017.**


I, Ashish Kumar Gaggar, Company Secretary in Practice has been appointed as Scrutinizer by the Board of Directors of the Company for the purpose of Scrutinizing the remote e-voting process and Ballot voting (Poll) carried out by the company pursuant to Section 108 of the Companies Act, 2013 read with Rule 20 of the Companies (Management and Administration) Rules, 2014 and Regulation 44 of the Securities and Exchange Board of India (Listing Obligations and Disclosure Requirements) Regulations, 2015 for passing of the Resolutions as mentioned under item numbers 1 to 5 as set out in the Notice of 33<sup>rd</sup> Annual General Meeting (AGM) of the shareholders of the Company dated **28<sup>th</sup> August, 2017**.


1. The management of the Company is responsible to ensure the compliances with the requirements of the Companies Act, 2013 and Rules relating to remote e-voting and polling papers on the resolutions contained in the Notice of AGM of the members of the Company. My responsibility as a Scrutinizer for the remote e-voting process and voting through ballot process conducted at the AGM is restricted to make a Consolidated Scrutinizer's Report of the votes cast in "**favour**" or "**against**" the resolutions stated in the said Notice, based on the reports generated from the e-voting system provided by CDSL, the agency engaged by the company to provide remote e-voting facility for e-voting and poll conducted at the AGM.
2. The Notice dated **28<sup>th</sup> August, 2017** along with Statement setting out material facts under Section 102 of the Companies Act, 2013 was dispatched to the Shareholders through courier post on **Monday, 28<sup>th</sup> August, 2017** and through e-mail to shareholders whose email IDs are registered with the Company/Depository Participant(s) on **Monday,**



**28<sup>th</sup> August, 2017.** The said notice was dispatched on the basis of Register of Members made available by the Registrar & Share Transfer Agent of the Company and the list of beneficial owners made available by the depositories viz., National Securities Depository Limited (NSDL) and Central Depository Services (India) Limited (CDSL) as on **Thursday 17<sup>th</sup> August, 2017.**

3. As per the provisions of Rule 20 of the Companies (Management and Administration) Rules, 2014, the Company has published advertisement about having sent the notice of meeting and providing remote e-voting facility in **Business Standard (English Daily) and Prajashakthi (Telugu Daily) on Thursday, 31<sup>st</sup> August, 2017.**
4. In terms of the aforesaid Notice, voting through electronic means was kept open for 3 (Three) days from **Tuesday, 19<sup>th</sup> September 2017 (9:00 A.M.) to Thursday, 21<sup>st</sup> September, 2017 (5:00 P.M.).**
5. The voting rights of members were considered in proportion to their shares in the paid up equity share capital of the Company as on the cut-off date i.e. **Friday, 15<sup>th</sup> September, 2017.**
6. The facility for voting through physical ballot papers was made available at the meeting and members attending the meeting, who have not already casted their vote by Remote- E voting exercised their right to vote at the meeting through ballot papers.
7. After the time fixed for closing of the poll by the Chairman, one ballot box kept for polling was locked in my presence and the members who were present.
8. The locked ballot box was subsequently opened in my presence and in the presence of two witness and poll papers were diligently scrutinized. The poll papers were reconciled with the records maintained by the Company / Registrar and Transfer Agents of the Company and the authorizations / proxies lodged with the Company.
9. As required under the said rules, after the closure of the voting at the Annual General Meeting, the votes cast through poll were counted, thereafter the votes cast under remote e-voting facility were unblocked in the presence of Ms. Neha P and Mr. Dayanand M who are not in employment with the Company. They have signed below in confirmation of the votes being unblocked in their presence.

  
Ms. Neha P

  
Mr. Dayanand M

10. I did not find any poll papers invalid.
11. Summary of the remote e-voting and poll are as follows:





**Resolution No. 1: ORDINARY RESOLUTION**

**To receive, consider and adopt the Audited Financial Statements (including Audited Consolidated Financial Statements) for the Financial Year ended 31<sup>st</sup> March, 2017 and the Reports of the Directors and Auditors thereon.**

(i) Voted in favour of the resolution

Particulars	No of members voted	Number of votes cast by them	% of total number of valid votes cast
Poll at AGM	63	812617	5.87
Remote E-voting	39	13030676	94.13
Total	102	13843293	100.00

(ii) Voted against the resolution

Particulars	No of members voted	Number of votes cast by them	% of total number of valid votes cast
Poll at AGM	0	0	NIL
Remote E-voting	0	0	NIL
Total	0	0	NIL

(iii) Invalid Votes


Particulars	Total number of members whose votes were declared as invalid	Total number of votes cast by them
Poll at AGM	0	0
Remote E-voting	0	0
Total	0	0

**Resolution No. 2: ORDINARY RESOLUTION**

**To confirm the payment of Interim Dividend and to declare final dividend on Equity Shares for the financial year ended 31 March 2017.**

(i) Voted in favour of the resolution

Particulars	No of members voted	Number of votes cast by them	% of total number of valid votes cast
Poll at AGM	63	812617	5.87
Remote E-voting	39	13030676	94.13
Total	102	13843293	100.00



(ii) Voted against the resolution

Particulars	No of members voted	Number of votes cast by them	% of total number of valid votes cast
Poll at AGM	0	0	NIL
Remote E-voting	0	0	NIL
Total	0	0	NIL

(iii) Invalid Votes

Particulars	Total number of members whose votes were declared as invalid	Total number of votes cast by them
Poll at AGM	0	0
Remote E-voting	0	0
Total	0	0

### Resolution No. 3: ORDINARY RESOLUTION

**To appoint a Director in place of Mr. A Subramanyam, Director (DIN: 00654046) who retires by rotation and being eligible, offers himself for re-appointment.**

(i) Voted in favour of the resolution

Particulars	No of members voted	Number of votes cast by them	% of total number of valid votes cast
Poll at AGM	63	812617	5.87
Remote E-voting	39	13030676	94.13
Total	102	13843293	100.00

(ii) Voted against the resolution

Particulars	No of members voted	Number of votes cast by them	% of total number of valid votes cast
Poll at AGM	0	0	NIL
Remote E-voting	0	0	NIL
Total	0	0	NIL

(iii) Invalid Votes

Particulars	Total number of members whose votes were declared as invalid	Total number of votes cast by them
Poll at AGM	0	0
Remote E-voting	0	0
Total	0	0



A handwritten signature in black ink, appearing to read "Ashish".

**Resolution No. 4: ORDINARY RESOLUTION**

**To appoint M/s M. Anandam & CO., Chartered Accountants (ICAI Firm Registration No. 000125S) as Statutory Auditors of the Company**

(i) Voted in favour of the resolution

Particulars	No of members voted	Number of votes cast by them	% of total number of valid votes cast
Poll at AGM	63	812617	5.87
Remote E-voting	39	13030676	94.13
Total	102	13843293	100.00

(ii) Voted against the resolution

Particulars	No of members voted	Number of votes cast by them	% of total number of valid votes cast
Poll at AGM	0	0	NIL
Remote E-voting	0	0	NIL
Total	0	0	NIL

(iii) Invalid Votes

Particulars	Total number of members whose votes were declared as invalid	Total number of votes cast by them
Poll at AGM	0	0
Remote E-voting	0	0
Total	0	0

**Resolution No. 5: SPECIAL RESOLUTION**

**To approve revision in remuneration payable to Ms Sudha Rani Janumahanti, Whole Time Director of the Company**

(i) Voted in favour of the resolution

Particulars	No of members voted	Number of votes cast by them	% of total number of valid votes cast
Poll at AGM	63	812617	5.87
Remote E-voting	39	13030676	94.13
Total	102	13843293	100.00

(ii) Voted against the resolution

Particulars	No of members voted	Number of votes cast by them	% of total number of valid votes cast
-------------	------------------------	---------------------------------	--



A handwritten signature in black ink, appearing to be "Ashish", written over the stamp.




Poll at AGM	0	0	NIL
Remote E-voting	0	0	NIL
Total	0	0	NIL

(iii) Invalid Votes

Particulars	Total number of members whose votes were declared as invalid	Total number of votes cast by them
Poll at AGM	0	0
Remote E-voting	0	0
Total	0	0

The register, all other papers and relevant records relating to remote e-voting and Poll shall remain in my safe custody until the chairman considers, approves and sign the minutes of the aforesaid Annual General Meeting and the same will be handed over to the Company authorized person for safe Keeping.

Thanking you,  
Yours faithfully



*Ashish*  
**Ashish Kumar Gaggar**  
Company Secretary in Practice  
FCS: 6687  
CP No. : 7321  
Place: Hyderabad  
Date: 23<sup>rd</sup> September, 2017

For Mold-Tek Technologies Limited



*Lakshmana Rao Janumahanti*  
**Lakshmana Rao Janumahanti**  
Chairman for 33<sup>rd</sup> Annual General Meeting  
(DIN: 00649702)

## Summary Proceedings of 33<sup>rd</sup> Annual General Meeting

The 33<sup>rd</sup> Annual General Meeting of the Members of the company was held on 22<sup>nd</sup> September, 2017 at 12:00 noon at Best Western Jubilee Ridge, Plot No. 38 & 39, Kavuri Hills, Road No. 36, Jubilee Hills, Hyderabad-500033, Telangana, India.

Requisite quorum was present at the meeting.

Mr. J. Lakshmana Rao, Chairman & Managing Director, gave an overview of the financial performance of the company for the financial year ended 31<sup>st</sup> March, 2017 and its future outlook.

The chairman informed members that pursuant to the provisions of the companies Act, 2013 and rules framed there under and SEBI (Listing Obligations and Disclosure Requirements) Regulations, 2015; the company had extended the remote e-voting facility to the members of the company in respect of the resolutions to be passed at the meeting. The remote e-voting Commenced at 9.00 a.m. on 19<sup>th</sup> September, 2017 and ended at 5.00 p.m. on 21<sup>st</sup> September, 2017.

The chairman informed the members that the facility for voting through Poll Paper is made available at the meeting for members who have not cast their vote through remote e-voting.

He further informed that the Board of Directors have engaged the services of CDSL as the agency to provide remote e-voting facility and have appointed Mr. Ashish Gaggar, Practicing Company Secretary as the scrutinizer for the purpose of scrutinizing the poll and remote e-voting process.

Thereafter poll was conducted on all the following resolutions proposed in the notice calling the 33<sup>rd</sup> Annual general Meeting

Item No.	Business
1.	To receive, consider and adopt the Audited Financial Statements (including Audited Consolidated Financial Statements) for the Financial Year ended 31 <sup>st</sup> March, 2017 and the Reports of the Directors and Auditors thereon.
2.	To confirm the payment of interim dividend and to declare final dividend on Equity Shares for the financial year ended 31 <sup>st</sup> March, 2017.
3.	To appoint a Director in place of A. Subramanyam, Director (DIN: 00654046) who retires by rotation and being eligible, offers himself for re-appointment.
4.	To appoint M/s. M. Anandam & Co., Chartered Accountants (Firm Registration No. 000125S) as Statutory Auditors.
5.	To approve revision in remuneration payable to Ms. Sudha Rani Janumahanti, Whole Time Director of the Company.

Pooja Jain



Corporate Office :

Plot # 700, Road No. 36, Jubilee Hills, Hyderabad - 500 033, Telangana, INDIA.  
Phone : +91-40-40300300/01/02/03/04, Fax : +91-40-40300328, E-mail : ir@moldtekindia.com  
Website : www.moldtekindia.com CIN No: L25200TG1985PLC005631

ISO 9001:2008

BUREAU VERITAS  
Certification



**MOLD-TEK**  
*Technologies Limited*

The Chairman announced that the consolidated scrutinizers report shall be placed on the website of the company, website of CDSL and the same shall also be informed to the Stock Exchanges.

**For Mold-Tek Technologies Limited**

*Pooja Jain*

**(Pooja Jain)**

**Company Secretary**

**Membership No. A38224**




Corporate Office :

Plot # 700, Road No. 36, Jubilee Hills, Hyderabad - 500 033, Telangana, INDIA.

Phone : +91-40-40300300/01/02/03/04, Fax : +91-40-40300328, E-mail: [ir@moldtekindia.com](mailto:ir@moldtekindia.com)

Website : [www.moldtekindia.com](http://www.moldtekindia.com) CIN No: L25200TG1985PLC005631



**MOLD-TEK**  
*Technologies Limited*

New Domains → New Growth Avenues

**ANNUAL REPORT**

**2017**

## Civil

New Office in Chennai inaugurated in May 2017  
Vijayawada Office expanded and moved to larger office space  
Ramped up front end US Team and opened office at Atlanta Georgia  
New key client additions for stronger growth

## Mechanical

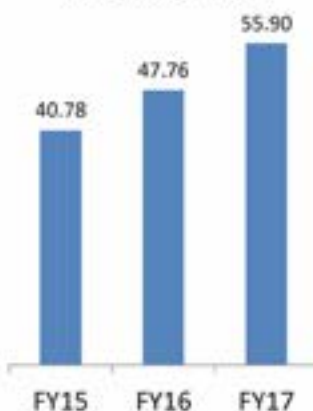
New Domains & Clients added  
BiW Assembly line projects from Tier -1 Clients , high end simulation study & concept design  
Design & Detailing services started for Bus body building, Industrial Equipment and SPMs  
New Production Planning Control Systems for improving efficiencies and quality

## IT

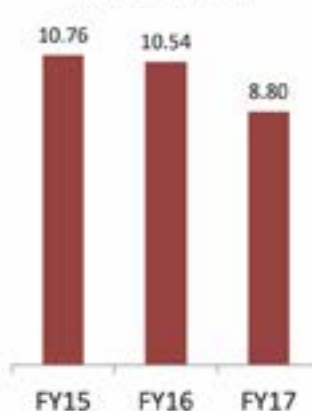
New Fixed Teams from established companies  
Expansion in US and Middle East markets

### MOLD-TEK PROGRESS

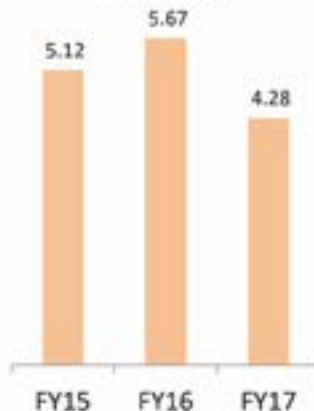
#### Revenue in Cr.



#### EBIDTA in Cr.



#### PAT in Cr.





## Corporate Information

### Board of Directors

- J. Lakshmana Rao**, Chairman & Managing Director
- J. Sudha Rani**, Whole Time Director
- A. Subramanyam**, Non -Executive Promoter Director
- P. Venkateswara Rao**, Non -Executive Promoter Director
- P. Shyam Sunder Rao**, Non-Executive Independent Director
- M. Srinivas**, Non-Executive Independent Director
- Dr. K. Venkata Appa Rao**, Non-Executive Independent Director
- Dr. Surya Prakash Gulla**, Non-Executive Independent Director
- C. Vasant Kumar Roy**, Non-Executive Independent Director

### Chief Financial Officer

Satya Kishore Nadikatla

### Statutory Auditors

Praturi & Sriram  
Chartered Accountants  
1-9-3 & 1-9-9 /6,  
Street No. 1, Ramnagar,  
Hyderabad - 500 020

### Secretarial Auditors

P. Vijaya Bhaskar & Associates  
Company Secretaries  
Off: H.No.6-3-596/90  
Naveen Nagar, Road No.1,  
Banjara Hills, Hyderabad – 500034

### Bankers

ICICI Bank Limited.  
Citi Bank N.A.

### Company Secretary & Compliance Officer

Pooja Jain

### Internal Auditors

GMK Associates  
Chartered Accountants  
607, Raghava Ratna Towers  
Chirag Ali Lane,  
Hyderabad – 500 001

### Legal Advisor

M. Radhakrishna Murthy, Advocate  
Vidya Nagar, Hyderabad.

### Registered Office

Plot # 700, Road No. 36,  
Jubilee Hills, Hyderabad – 500 033, Telangana  
Phone +91 40 4030 0300  
Fax +91 40 4030 0328  
E-mail [ir@moldtekindia.com](mailto:ir@moldtekindia.com)  
Website: [www.moldtekgroup.com](http://www.moldtekgroup.com)  
CIN: L25200TG1985PLC005631.

### Subsidiary Company

#### Mold-Tek Technologies Inc

2841 Riviera Dr., Suite#306  
Akron, OH 44333  
United States of America

### Branches

#### Germany

**Mold-Tek Technologies Limited**  
(Niederlassung Deutschland),  
Lyoner Strasse 14, D-60528, Frankfurt

#### Ireland

**Mold-Tek Technologies Limited**  
Horan Paula  
Company Bureau Formations  
Limited  
The Black Church, St Mary's Place  
Dublin 17

#### Nasik

Unit 7, 5th Floor, Mangal Plaza,  
Above Sakhlas Furniture Mall,  
Near Kalika Mandir,  
Old Mumbai Agra Road,  
Nasik- 422002  
Maharashtra, India

#### Vijayawada

#11-102,  
Thulasinagar,  
Near Chaitanya Junior College,  
SBI Road, Kanur,  
Vijayawada – 520007  
Andhra Pradesh

#### Pune

Unit 301, 3rd Floor  
Zenith Complex  
Shivaji Nagar  
Pune - 411 005  
Maharashtra, India

#### Chennai

PGP Building,  
IInd Floor, Sterling Road,  
Nungambakkam, Chennai -600034

CIN : L25200TG1985PLC005631.

Website : [www.moldtekgroup.com](http://www.moldtekgroup.com)



## Contents

Notice	3
Director's Report	15
Management Discussion & Analysis Report	59
Report on Corporate Governance	62
Independent Auditor's Report	82
Balance Sheet	88
Statement of Profit & Loss	89
Cash Flow Statement	90
Notes forming part of Financial Statement	91
Subsidiary Financial Statements	116
Independent Auditor's Report on the Consolidated Financial Statements	121
Consolidated Balance Sheet	124
Consolidated Statement of Profit and Loss	125
Consolidated Cash Flow Statement	126
Notes Forming Part of Consolidated Financial Statement	127
Attendance Slip	153
Proxy Form	155
Route Map	157





## Notice

NOTICE is hereby given that the 33<sup>rd</sup> Annual General Meeting of the Members of MOLD-TEK TECHNOLOGIES LIMITED will be held on **Friday, 22<sup>nd</sup> of September, 2017 at 12.00 Noon. at Best Western Jubilee Ridge, Plot.No.38 & 39, Kavuri Hills, Road.No.36, Jubilee hills, Hyderabad – 500033, Telangana** to transact the following business:

ratification of appointment by the members at every Annual General Meeting held after this Annual General Meeting, as applicable, at such remuneration and out of pocket expenses, as may be decided by the Board of Directors of the Company."

## SPECIAL BUSINESS

### ORDINARY BUSINESS

1. To receive, consider and adopt the Audited Financial Statements (including Audited Consolidated Financial Statements) for the Financial Year ended 31st March, 2017 and the Reports of the Directors and Auditors thereon.
2. To confirm the payment of Interim Dividend and to declare final dividend on Equity Shares for the financial year ended 31st March, 2017.
3. To appoint a Director in place of Mr. A Subramanyam, Director (DIN: 00654046) who retires by rotation and being eligible, offers himself for re-appointment.
4. To appoint Auditors and fix their remuneration and in this regard to consider and if thought fit, to pass, with or without modification(s), the following resolution as an **Ordinary Resolution**:

**"RESOLVED THAT** pursuant to the provisions of Sections 139, 142 and other applicable provisions, if any, of the Companies Act, 2013 read with the Companies (Audit and Auditors) Rules, 2014, as may be applicable and pursuant to the recommendations of the Audit Committee, M/s. M. Anandam & Co., Chartered Accountants (Firm Registration No. 000125S), be and are hereby appointed as statutory auditors of the Company, in place of the retiring statutory auditors M/s. Praturi & Sriram, Chartered Accountants (Firm Registration No. 002739S), to hold office for a term of five years from the conclusion of this Annual General Meeting until the conclusion of the 38<sup>th</sup> Annual General Meeting, subject to

### 5. Increase in Remuneration of Ms J Sudharani, Whole Time Director

To consider and, if thought fit, to pass, with or without modifications, the following Resolution as a **Special Resolution**:

**"RESOLVED THAT** pursuant to the provisions of Sections 196, 197, 203 and other applicable provisions, if any of the Companies Act, 2013 read with Schedule V of the said Act (including any statutory modification(s) or re-enactment(s) thereof for the time being in force) and subject to the approval of Central Government, if required, the consent of the Company, be and is hereby accorded towards increase/revision of remuneration of Ms J Sudharani for the period from 01<sup>st</sup> April 2018 to 31<sup>st</sup> March 2020 in the scale of Rs.5,60,000- Rs 60,000- Rs 6,20,000 in the following manner "

#### 1) Salary :

The Company shall pay to Ms J. Sudharani in consideration of the performance of her duties a salary of Rs.5,60,000/- per month, in the scale of Rs.5,60,000-Rs.60,000-Rs.6,20,000.

#### 2) Perquisites & Allowances :

In addition to the above salary, **Ms J Sudharani** shall be entitled to perquisites and allowances like accommodation (furnished or otherwise) or house rent allowances in lieu thereof, reimbursement of expenses or allowance for gas, electricity, water, furnishing etc., medical reimbursement, leave travel allowances, club

fee and such other perquisites and allowances under the Company's rules. The total cost of the aforesaid perquisites, allowances and other benefits (including Rent/HRA) shall be restricted to 20% of salary per month.

### 3) Other Benefits :

In addition to the above salary and perquisites, **Ms J Sudharani** shall be entitled to the following annual benefits which shall not be included in the computation of the ceiling of remuneration specified in paragraph (1) and (2) above.

- Provident and Superannuation Fund: The Company's contribution to the Provident Fund, Superannuation Fund or Annuity Fund to the extent these either singly or put together are not taxable under the Income Tax Act. The said contribution will not be included in the computation of the ceiling on remuneration.
  - Gratuity: Gratuity payable shall not exceed one half month's salary for each completed year of services and will not be included in the computation of the ceiling on remuneration.
  - Leave encashment: Encashment of leave at the end of the tenure in accordance with the rules of the Company.
  - Provision of Car and Telephone: **Ms. J Sudharani** shall be entitled to a motor car for use on Company's business and telephone at residence, however use of car for private purpose and personal long distance calls on telephone shall be billed by the Company to **Ms. J Sudharani**
- 4) **Ms. J Sudharani** shall be entitled to reimbursement of entertainment expenses, traveling, boarding and lodging expenses actually and properly incurred for the business of the Company.

- 5) She will not be eligible for any sitting Fees of the Company's Board/Committee Meetings."

**"RESOLVED FURTHER THAT** notwithstanding anything contained herein above, where during the term of employment of the Whole Time Director, if in any financial year, the Company has no profits or its profits are inadequate, unless otherwise approved by any statutory authority, as may be required, the remuneration payable to the Whole Time Director including salary, perquisites and any other allowances shall be governed and be subject to the conditions and ceiling provided under the provisions of Section II of Part II of Schedule V to the Companies Act, 2013 or such other limits as may be prescribed by the Government from time to time as minimum remuneration."

**"RESOLVED FURTHER THAT** the Board of Directors of the Company be and are hereby authorized to do all such acts, deeds, matters and things as in its absolute discretion, it may consider necessary, expedient or desirable, and to settle any question, or doubt that may arise in relation thereto in order to give effect to the foregoing resolution, or as may be otherwise considered by it to be in the best interest of the Company."

**"RESOLVED FURTHER THAT** the Board of Directors of the company be and is hereby authorised to alter and vary such revised terms and conditions in accordance with the laws from time to time in force and to alter and vary such terms and conditions without being required to seek the further approval of Members within the limits as prescribed above and any action taken by the Board in this regard be and is hereby ratified and approved."

By order of the Board  
for **MOLD-TEK TECHNOLOGIES LIMITED**



**J. LAKSHMANA RAO**  
Chairman & Managing Director  
(DIN:00649702)

Place: Hyderabad  
Date : 28<sup>th</sup> August, 2017



## **NOTES:**

1. **A MEMBER ENTITLED TO ATTEND AND VOTE AT THE MEETING IS ENTITLED TO APPOINT A PROXY TO ATTEND, AND, ON A POLL, TO VOTE INSTEAD OF HIMSELF/HERSELF AND SUCH PROXY NEED NOT BE A MEMBER OF THE COMPANY. THE PROXY FORM, IN ORDER TO BE EFFECTIVE SHOULD BE DULY STAMPED, COMPLETED AND SIGNED AND MUST BE DEPOSITED AT THE REGISTERED OFFICE OF THE COMPANY NOT LESS THAN 48 HOURS BEFORE THE TIME FOR HOLDING THE AFORESAID MEETING.**

A person can act as proxy on behalf of members not exceeding fifty and holding in the aggregate not more than ten percent of the total share capital of the company carrying voting rights. A member holding more than ten percent, of the total share capital of the Company carrying voting rights may appoint a single person as proxy and such person shall not act as proxy for any other person or shareholder.

2. During the period beginning 24 hours before the time fixed for the commencement of the meeting and ending with the conclusion of the meeting, members would be entitled to inspect the proxies lodged, at any time during the business hours of the Company, provided not less than 3 days' written notice is given to the Company.
3. The Explanatory Statement pursuant to Section 102 of the Companies Act, 2013 in respect of Item No. 5 is annexed.
4. In terms of Articles of Association of the Company, Mr. A Subramanyam, (DIN: 00654046), Director of the Company retire by rotation in the ensuing Annual General Meeting and being eligible offer himself for re-appointment. Information about such Directors as stipulated under SEBI (Listing Obligations and Disclosure Requirements) Regulations, 2015 and Secretarial Standard - 2 is contained in the statement annexed hereto. The Board of Directors of the Company recommends the re-appointment of Mr. A Subramanyam, Director (DIN: 00654046) of the Company. Mr. A Subramanyam, Director has furnished the requisite declarations for his reappointment.
5. Members/Proxies should bring the enclosed Attendance Slip duly filled in for attending the meeting along with the copy of the Annual Report. Corporate members intending to send their authorized representatives to attend the meeting are requested to send a certified copy of Board Resolution authorizing their representatives to attend and vote on their behalf in the meeting. In case of joint holders attending the Meeting, only such joint holder who is higher in the order of names will be entitled to vote.
6. Members who hold shares in dematerialized form are requested to write their Client ID and DP ID numbers and those who hold shares in physical form are requested to write their Folio Number(s) in the Attendance Slip for attending the meeting.
7. Register of Members and Share Transfer Books of the Company will remain closed from 16<sup>th</sup> September, 2017 to 22<sup>nd</sup> September, 2017 (both days inclusive) for the purpose of Payment of Dividend. The Dividend declared at the Annual General Meeting will be paid to the members whose names appear in the Register of Members of the company at the end of the Business Hours on 15<sup>th</sup> September, 2017

and in respect of shares held in electronic form to those “Deemed Members” whose names appear in the Statement of Beneficial Ownership furnished by National Securities Depository Limited (NSDL) and the Central Depository Services (India) Limited (CDSL).

8. Members are requested to notify change of address, if any, with pin code to the Company or to its Registrar and Share Transfer Agent quoting reference of their folio number and in case their shares are held in dematerialized form, this information should be passed on to their respective Depository Participants.
9. Members intending to seek clarifications at the Annual General Meeting concerning the accounts and any aspect of operations of the Company are requested to send their questions in writing to the Secretarial and Investor Relation Department so as to reach the Company at least 7 days in advance before the date of the Annual General Meeting, specifying the point(s).
10. Individual Shareholders can now take the facility of making nomination of their holding. The nominee shall be the person in whom all rights of transfer and/or amount payable in respect of shares shall vest in the event of the death of the shareholder and the joint-holder(s), if any. A minor can be nominee provided the name of the guardian is given in the nomination form. Non- individuals including society, trust, body corporate, partnership firm, karta of Hindu undivided family, holder of Power of Attorney cannot nominate. For further details in this regard shareholders may contact M/s XL Softech Systems Limited, 3, Sagar Society, Road No 2, Banjara hills, Hyderabad – 500 034, Telangana, the Registrar and Share Transfer Agent of the Company.
11. Securities and Exchange Board of India (SEBI) has issued a circular clarifying that

it shall be mandatory for the transferee(s) to furnish copy of Permanent Account Number (PAN) card to the Company/ Registrar and Transfer Agent of the Company for registration of transfer of shares in the physical mode. Members may please take a note of the same.

12. Pursuant to the provisions of Sections 124 and 125 of the Companies Act, 2013, dividends which remain unclaimed in the unpaid dividend account for a period of seven years from the date of transfer of the same, will be transferred to the Investor Education and Protection Fund established by the Central Government. The Members who have not encashed their dividend warrant(s) so far for the financial year ended 2009-2010 or any subsequent financial years are requested to lodge their claims to the Company's Registrar and Share Transfer Agents. According to the provisions of the Act, no claims shall lie against the said Fund or the Company for the amounts of dividend so transferred nor shall any payment be made in respect of such claims.

The Ministry of Corporate Affairs notified the Investor Education and Protection Fund Authority (Accounting, Audit, Transfer and Refund) Rules, 2016, on September 5, 2016 and the Investor Education and Protection Fund Authority (Accounting, Audit, Transfer and Refund) Amendment Rules, 2016 on 28 February, 2017 (“IEPF Rules”) which are applicable to the Company. The objective of the IEPF Rules is to help shareholders ascertain the status of unclaimed amounts. In terms of the IEPF Rules, the Company has uploaded the information in respect of the Unclaimed Dividends as on 19th September, 2016 (i.e. the date of last AGM) on the website of the Company ([www.moldtekgroup.com](http://www.moldtekgroup.com)) and also field the same with the Ministry of Corporate Affairs.

As per the provisions of Section 124 of the



Companies Act, 2013, shares in respect of which dividend has not been paid or claimed for seven consecutive years or more shall be transferred to the Investor Education and Protection Fund (IEPF) Authority. In accordance with the IEPF Rules, the Company has transferred unpaid / unclaimed dividend for the financial year 2008-09 to the IEPF.

13. Register of Directors and Key Managerial Personnel and their shareholding maintained under Section 170 of Companies Act, 2013 and Register of Contracts or arrangements in which directors are interested maintained under Section 189 of the Companies Act, 2013 will be available for inspection by the members at the Annual General Meeting. All relevant documents referred in the Notice and the Explanatory Statement shall be open for inspection by the members at the Registered office of the Company during the normal business hours (10.00 A.M to 6.00 P.M) on all working days (except Saturdays) upto the date of AGM of the Company.
14. The Certificate from the Auditors of the Company under regulation 13 of SEBI(Share Based Employee Benefits) Regulations, 2014 stating compliance as per SEBI (Share Based Employee Benefits) Regulations, 2014/SEBI (Employees Stock Option Scheme and Employees Stock Purchase Scheme) Guidelines, 1999, as amended, from time to time and resolution of the company passed in the general meeting, on implementation of scheme, will be available for inspection by the members at the AGM.
15. A Route Map showing direction to reach the venue of 33<sup>rd</sup> Annual General Meeting is given in the Annual Report as per the requirement of the Secretarial Standard-2 on General Meeting.
16. The Ministry of Corporate Affairs,

Government of India (vide its circular nos. 17/2011 and 18/2011 dated April 21, 2011 and April 29, 2011 respectively), has undertaken a 'Green Initiative in Corporate Governance' by allowing paperless compliances and recognizing delivery of Notices / Documents / Annual Reports, etc., to the shareholders through electronic medium. Further pursuant to Section 101 and Section 136 of the Companies Act 2013 read with relevant rules made thereunder, companies can serve Annual Report and other communications through electronic medium. In view of the above the Company will send Notices / Documents / Annual Reports, etc., to the shareholders through email, wherever the email addresses are available; and through other modes of services where email addresses have not been registered. **Accordingly, members are requested to support this initiative by registering their email addresses in respect of shares held in dematerialized form with their respective Depository Participants and in respect of shares held in physical form with the Company's Registrar and Transfer Agent, M/s. XL Softech Systems Limited.**

#### **Voting through electronic means:**

1. In compliance with provisions of section 108 of the Act and Rule 20 of The Companies [Management and Administration] Rules, 2014 and Regulation 44 of the SEBI (Listing Obligations and Disclosure Requirements), Regulations, 2015, the Company is providing e-voting facility as an alternative mode of voting which will enable the members to cast their votes electronically.
2. Necessary arrangements have been made by the Company with Central Depository Services [India] Limited [CDSL] to facilitate e-voting. The detailed process, instructions and manner for availing e-Voting facility is annexed to the Notice.

3. Mr. Ashish Gaggar, Practicing Company Secretary [Membership No. FCS 6687] has been appointed as the Scrutinizer to scrutinize the voting and remote e-voting process in a fair and transparent manner.
  4. Members who have cast their vote by remote e-voting prior to the meeting may also attend the meeting but shall not be entitled to cast their vote again.
  5. Members can opt for only one mode of voting i.e. either by e-voting or poll paper. In case Members cast their votes through both the modes, voting done by e-voting shall prevail and votes cast through Poll Paper shall be treated as invalid.
  6. The e-voting period commences **19<sup>th</sup> September, 2017 at 9:00 a.m. and ends on 21<sup>st</sup> September, 2017 at 5:00 p.m.** During this period, Members holding shares either in physical form or demat form, as on **15<sup>th</sup> September, 2017**, i.e. cut-off date, may cast their vote electronically. The e-voting module shall be disabled for voting thereafter. Once the vote on a resolution is cast by the Member, he / she shall not be allowed to change it subsequently or cast vote again.
  7. The voting rights of members shall be in proportion to their shares in the paid up equity share capital of the Company as on cut-off date. A person, whose names is recorded in the register of members or in the register of beneficial owners maintained by the depositories as on cut-off date i.e., **15<sup>th</sup> September, 2017**, only shall be entitled to avail facility of remote e-voting and poll process at the venue of the meeting. A person who is not a member as on the cutoff date should treat this notice for information purpose only.
  8. Any person, who acquires shares of the Company and becomes a member of the Company after dispatch of the Notice and holding shares as on cut-off date, may cast vote after following the instructions for e-voting as provided in the Notice convening the Meeting, which is available on the website of the Company and CDSL. However, if you are already registered with CDSL for remote e-voting then you can use your existing User ID and password for casting your vote.
  9. The Scrutinizer shall, immediately after the conclusion of voting at the meeting, would count the votes cast at the meeting, thereafter unblock the votes cast through remote e-voting in the presence of at least two witnesses not in the employment of the Company and make, not later than three days of conclusion of the meeting, a consolidated Scrutinizer's Report of the total votes cast in favour or against, if any, to the Chairman, who shall countersign the same.
  10. The results declared along with the Scrutinizer's Report shall be placed on the Company's website [www.moldtekgroup.com](http://www.moldtekgroup.com) and on the website of CDSL [www.cdslindia.com](http://www.cdslindia.com) immediately after the result is declared. The Company shall simultaneously forward the results to BSE Limited and National Stock Exchange of India Limited, where the equity shares of the Company are listed.
  11. The resolutions listed in the Notice of the AGM shall be deemed to be passed on the date of the AGM, subject to the receipt of the requisite number of votes in favour of the respective resolutions.
- The instructions for members for voting electronically are as under:**
- (i) The voting period begins on **19<sup>th</sup> September, 2017 at 9:00 a.m. and ends on 21<sup>st</sup> September, 2017 at 5:00 p.m.** During this period shareholders' of the Company, holding shares either in physical form or in dematerialized form, as on the cut-off date of **15<sup>th</sup> September, 2017**, may cast their vote electronically. The e-voting module shall be disabled by CDSL for voting thereafter.
  - (ii) The shareholders should log on to the e-voting website: [www.evotingindia.com](http://www.evotingindia.com)
  - (iii) Click on Shareholders tab.
  - (iv) Now Enter your User ID
    - a) For CDSL: 16 digits beneficiary ID;



- b) For NSDL: 8 Character DP ID followed by 8 Digits Client ID;
- c) Members holding shares in Physical Form should enter Folio Number registered with the Company.
- (v) Next enter the Image Verification as displayed and Click on Login.
- (vi) If you are holding shares in demat form and had logged on to [www.evotingindia.com](http://www.evotingindia.com) and voted on an earlier voting of any company, then your existing password is to be used.
- (vii) If you are a first time user follow the steps given below:

#### **For Members holding shares in Demat Form and Physical Form**

##### **PAN:**

- Enter your 10 digit alpha-numeric \*PAN issued by Income Tax Department (Applicable for both demat shareholders as well as physical shareholders).
- Members who have not updated their PAN with the Company/Depository Participant are requested to use the first two letters of their name and the 8 digits of the sequence number in the PAN field.
- In case the sequence number is less than 8 digits enter the applicable number of 0's before the number after the first two characters of the name in CAPITAL letters. Eg. If your name is Ramesh Kumar with sequence number 1 then enter RA00000001 in the PAN field.

##### **DOB:**

Enter the Date of Birth as recorded in your demat account or in the Company records for the said demat account or folio in dd/mm/yyyy format.

##### **Dividend Bank Details:**

Enter the Dividend Bank Details as recorded in your demat account or in the Company records for the said demat account or folio.

- Please enter the DOB or Dividend Bank Details in order to login. If the details are not recorded with the Depository or Company please enter the member id / folio number in the Dividend Bank details field as mentioned in instruction (iv).

- (viii) After entering these details appropriately, click on "SUBMIT" tab.
- (ix) Members holding shares in physical form will then directly reach the Company selection screen. However, members holding shares in demat form will now reach 'Password Creation' menu where in they are required to mandatorily enter their login password in the new password field. Kindly note that this password is to be also used by the demat holders for voting for resolutions of any other Company on which they are eligible to vote, provided that company opts for e-voting through CDSL platform. It is strongly recommended not to share your password with any other person and take utmost care to keep your password confidential.
- (x) For Members holding shares in physical form, the details can be used only for e-voting on the resolutions contained in this Notice.
- (xi) Click on the EVSN for the relevant MOLD-TEK TECHNOLOGIES LIMITED on which you choose to vote.
- (xii) On the voting page, you will see "RESOLUTION DESCRIPTION" and against the same the option "YES/NO" for voting. Select the option YES or NO as desired. The option YES implies that you assent to the Resolution and option NO implies that you dissent to the Resolution.
- (xiii) Click on the "RESOLUTIONS FILE LINK" if you wish to view the entire Resolution details.
- (xiv) After selecting the resolution you have decided to vote on, click "SUBMIT". A confirmation box will be displayed. If you wish to confirm your vote, click "OK", else to change your vote, click "CANCEL" and accordingly modify your vote.
- (xv) Once you "CONFIRM" your vote on the resolution, you will not be allowed to modify your vote.
- (xvi) You can also take out print of the voting done by you by clicking "Click here to print" option on the voting page.
- (xvii) If Demat account holder has forgotten the same password then Enter the User ID and the image verification code and click Forgot



Password & enter the details as prompted by the system.

(xviii) Note for Non – Individual Shareholders and Custodians

- Non-Individual shareholders (i.e. other than Individuals, HUF, NRI etc.) and Custodian are required to log on to and register themselves as Corporates.
- A scanned copy of the Registration Form bearing the stamp and sign of the entity should be emailed to helpdesk.evoting@cdslindia.com.
- After receiving the login details a compliance user should be created using the admin login and password. The Compliance user would be able to link the account(s) for which they wish to vote on.
- The list of accounts should be mailed to helpdesk.evoting@cdslindia.com and on approval of the accounts they would be able to cast their vote.

- A scanned copy of the Board Resolution and Power of Attorney (POA) which they have issued in favour of the Custodian, if any, should be uploaded in PDF format in the system for the scrutinizer to verify the same.

(xix) In case you have any queries or issues regarding e-voting, you may refer the Frequently Asked Questions (“FAQs”) and e-voting manual available at under help section or write an email to helpdesk.evoting@cdslindia.com or you can also contact on below mentioned details:

**Contact details for queries relating to e-voting:**

Mr. Mehboob Lakhani, Assistant Manager  
Address: 16th Floor, Phiroze Jeejeebhoy Towers,  
Dalal Street, Fort, Mumbai – 400001.  
Email ID: helpdesk.evoting@cdslindia.com  
Phone number: 18002005533

## **EXPLANATORY STATEMENT PURSUANT TO THE PROVISIONS OF SECTION 102 OF THE COMPANIES ACT, 2013**

### **ITEM NO: 5 - Increase in remuneration of Ms. J Sudha Rani, Whole Time Director**

The members of the company by way of resolution passed through postal ballot on 13th April 2015 approved the re-appointment of J. Sudharani, Whole Time Director of the Company for a period of 5 years from 01st April 2015 to 31st March 2020 and revised of remuneration for the period from 01st April 2015 to 31st March 2018. The Board of Directors and Nomination and Remuneration Committee at its meeting held on 28th August 2017, subject to the approval of Members at General meeting passed the resolution for increase/revision of remuneration for the period from 01st April 2018 to 31st March 2020. The proposed revision is keeping in view the objectivity of remuneration package payable to Executives while striking a balance between the interest of the Company and the shareholders.

As per the provisions of Section II of Part II of Schedule V of the Companies Act, 2013, where in any financial year during the currency of tenure of a managerial person, a company has no profits or its profits are inadequate, it may, without Central Government approval, pay remuneration to the managerial person not exceeding the limits as specified in the schedule. The proposed remuneration payable to Ms. J Sudharani is within the said limits and hence no Central Government approval is required.

As per the provisions of Section 196, 197, 203 and Schedule V of the Companies Act, 2013 approval of the members of the Company by way of special resolution is required for revised remuneration payable to the Whole Time Director. Hence the special resolution is placed before you for approval.

The details of remuneration payable to Ms. J. Sudharani and the terms and conditions of her re-appointment are provided in the resolution.



**Additional Information on appointment or re-appointment and/or fixation of remuneration of Directors including Managing Director or Executive Director or Whole - time Director or of Manager or variation of the terms of remuneration in the Annual General Meeting (under sub regulation 3 of Regulation 36 of SEBI (Listing Obligation and Disclosure Requirements) Regulations, 2015 and para 1.2.5 of Secretarial Standard -2**

<b>Name of the Director</b>	Sudharani Janumahanti
<b>Date of Birth</b>	25 <sup>th</sup> July, 1965
<b>Age</b>	52 Years
<b>Qualification</b>	B.Sc.
<b>Date of first Appointment on the Board</b>	01 <sup>st</sup> October 2008
<b>Terms &amp; Conditions of Re-appointment along with Remuneration sought to be paid</b>	As stated out in the resolution No. 5.
<b>Remuneration last drawn</b>	₹ 64,53,422 for the financial year ended 31st March 2017
<b>Relationship with other Directors, Manager and other Key Managerial Personnel of the Company</b>	J. Lakshmana Rao- Spouse A. Subramanyam - Brother
<b>Expertise in Specific Functional Area</b>	She is an Executive Promoter Director. She is conversant with all aspects of the management and the affairs of the company.
<b>Number of Meetings of the Board attended during the year</b>	Seven
<b>Names of other companies in which she holds the directorship</b>	--
<b>Names of other companies in which she holds the membership of Committees of the Board</b>	--
<b>No of Shares held in the Company as on 31<sup>st</sup> March 2017</b>	20,00,823

The General Information as required pursuant to clause (B) of Section II of Part II of Schedule V of the Companies Act, 2013 is contained in the statement annexed hereto.

The Board recommends the resolution set forth in item no. 5 for the approval of members. Except Ms. J Sudharani, Mr. J Lakshmana Rao and Mr. A Subramanyam and their relatives, none of the Directors and Key Managerial Personnel of the Company and their relatives are concerned or interested in the resolution as set out in Item No. 5 of the accompanying Notice.

By Order of the Board  
for **MOLD-TEK TECHNOLOGIES LIMITED**

**J. LAKSHMANA RAO**  
Chairman & Managing Director  
(DIN:00649702)

Place: Hyderabad  
Date: 28<sup>th</sup> August, 2017

## Annexure

**Additional Information on appointment or re-appointment and/or fixation of remuneration of Directors including Managing Director or Executive Director or Whole - time Director or of Manager or variation of the terms of remuneration in the Annual General Meeting (under sub regulation 3 of Regulation 36 of SEBI (Listing Obligation and Disclosure Requirements) Regulations, 2015 and para 1.2.5 of Secretarial Standard -2**

<b>Name of the Director</b>	A Subramanyam
<b>Date of Birth</b>	8 <sup>th</sup> July, 1954
<b>Age</b>	63 Years
<b>Qualification</b>	Bachelor's degree in Mechanical Engineering
<b>Date of first Appointment on the Board</b>	4 <sup>th</sup> July, 1985
<b>Terms &amp; Conditions of Re-appointment along with Remuneration sought to be paid</b>	Not Applicable.
<b>Remuneration last drawn</b>	NIL
<b>Relationship with other Directors, Manager and other Key Managerial Personnel of the Company</b>	J Lakshmana Rao – Brother in Law J Sudha Rani- Sister
<b>Expertise in Specific Functional Area</b>	Experience in production, planning & control of manufacturing activities. His expertise is in overseeing CNC Programming.
<b>Number of Meetings of the Board attended during the year</b>	Five
<b>Names of other companies in which he holds the directorship</b>	Mold-Tek Packaging Limited
<b>Names of other companies in which he holds the membership of Committees of the Board</b>	Mold-Tek Packaging Limited
<b>No of Shares held in the Company as on 31st March 2017</b>	17,65,090

### Brief Profile

A Subramanyam, is Director of the Company. He has obtained his bachelor's degree from Regional Engineering College, Suratkal in 1978. He worked in Nizam Sugars Ltd. & ACC Ltd for a period of three years in maintenance and workshop functions. He then joined a commercial tool room as its Works Manager and was responsible for manufacturing many precision tools including moulds. He completed short term course in mould design and manufacturing from (CIPET) Chennai. In 1986, he joined J Lakshmana Rao in promoting Mold-tek.



## ANNEXURE REFERRED TO IN THE EXPLANATORY STATEMENT FOR ITEM NO. 5

Statement containing the information pursuant to the provisions of clause (B) of Section II of Part II of Schedule V to the Companies Act, 2013 with respect to Item No. 5

### I. GENERAL INFORMATION

1. **Nature of Industry:** Civil and Mechanical Engineering design services and Information Technologies services
2. **Year of commencement of commercial production:** 1985
3. **In case of new companies, expected date of commencement of activities as per project approved by financial institutions appearing in the prospectus:** Not applicable
4. **Financial performance:**

₹ in(000)

Particulars	Year ended 31st March 2017	Year ended 31st March 2016	Year ended 31st March 2015
Turnover	5589.85	4775.88	4077.96
Net Profit before interest, Depreciation & Tax	880.06	1053.75	1075.85
Net Profit as per Profit and Loss Account	428.11	567.09	588.16
Amount of dividend (₹)	0.60	0.80	3.50
Rate of dividend declared	30%	40%	35%

The Company, after rescheduling of its debts, has not made any default in the repayment of its dues (including public deposits) or interest payments thereon.

5. **Exports performance and net foreign exchange earnings for the year ended 31st March, 2017** is ₹. 5, 41,149,480.
6. **Foreign investments or collaborations, if any:** The Company on 31st March 2017 has one 100% wholly owned foreign subsidiary company in U.S.A i.e Mold-Tek Technologies Inc.

### II INFORMATION ABOUT THE APPOINTEES

1. **Background Details:**  
**J. Sudharani**, aged 52 years, Whole Time Director of the Company is a Graduate in Science. She has 12 years of IT Administration experience and has been associated with the Company's Administration of KPO functions.
2. **Past Remuneration:**  
₹ 57,36,795/- for the period 01st April 2016 to 31st March 2017
3. **Recognition or awards:** Nil
4. **Job Profile and his/her suitability**  
J Sudharani looks after entire Administrative and Finance functions.
5. **Proposed remuneration:**  
It is proposed to pay a maximum remuneration to her on the terms and conditions detailed in the resolution referred above.

**6. Comparative remuneration profile with respect to industry, size of the company, profile of the position and person:**

Compared to the remuneration profile of position and person with respect to this industry and size, she is entitled to the proposed remuneration

**7. Pecuniary relationship directly or indirectly with the Company, or relationship with the managerial personnel, if any:**

Except the remuneration drawn by her from the Company, she does not have any pecuniary relationship, directly or indirectly with the Company.

### **III Other Information**

**1. Reasons for inadequate profits :**

The profits dipped mainly due to considerable bad debts of the past are written off and due to loss of major client in IT division. The fluctuation of foreign currency has also resulted in inadequate profits.

In addition increasing cost of employees also resulted in reduced profitability.

**2. Steps taken or proposed to be taken for improvement :**

The Company will be committed to generate high returns to shareholders. Mechanical Engineering Services(MES) has started working on different domains of Mechanical Engineering, MES also acquired new clients and expanded the business horizons in Automotive (Body In White) industry segment, which will generate good revenues in the coming Financial Year. Adequate collections mechanisms are set up to ensure timely collection of dues.

**3. Expected increase in productivity and profits in measurable terms :**

The Company is expected to grow by 20 percent in terms of profitability compared to last Financial Year, with Civil & Mechanical Engineering divisions adding to revenues and recovering signs in IT division.



## DIRECTOR'S REPORT

**Dear Members,**

Your Director's have pleasure in presenting the 33rd Annual Report and the Audited Statement of Accounts for the year ended 31st March, 2017.

### FINANCIAL RESULTS

The Company's operating performance during the year ended 31st March, 2017 is summarized below.

₹ in Lakhs

Particulars	Standalone		Consolidated	
	Year ended 31st March		Year ended 31st March	
	2017	2016	2017	2016
Sales	5589.85	4775.88	6308.22	5291.96
Other Income	467.66	407.57	467.70	407.92
Total Income	6057.51	5183.45	6775.92	5699.89
Profit before Interest, Depreciation & Tax	880.06	1053.75	914.74	1081.69
Interest	76.65	94.36	76.65	94.36
Depreciation & Preliminary	251.71	198.60	270.86	213.10
Expenses written off				
Profit/(Loss) before Tax	551.70	760.79	567.23	774.23
Provision for tax	123.58	193.70	124.94	196.81
Profit/(Loss) after Tax	428.11	567.09	442.29	577.42
Profit/(Loss) brought forward from previous year	525.28	270.59	550.65	285.63
Fixed Asset Adjustment	-	-		-
Deferred tax reinstatement				-
Profit available for appropriation	953.39	837.68	992.94	863.05
Appropriation				
Extraordinary Items	-	-		-
Interim dividend	(81.21)	(159.33)	(81.21)	(159.33)
Transferred to General Reserve	(42.81)	(56.71)	(42.81)	(56.71)
Proposed dividend	(81.66)	(53.11)	(81.66)	(53.11)
Corporate dividend tax	(33.16)	(43.25)	(33.16)	(43.25)
Balance Carried forward	714.55	525.28	754.10	550.65

## OPERATIONS

On a Standalone basis, the Company achieved a standalone Revenue of ₹ 5589.85 lakhs as against ₹ 4775.88 lakhs achieved during 12 months of previous year, reflecting a growth of 17.04%.

On a Consolidated basis, the Company achieved a consolidated Revenue of ₹ 6308.22 lakhs as against ₹ 5291.96 lakhs achieved during 12 months of previous year, reflecting a growth of 19.20%.

However, due to considerable bad debts write offs and loss of major client in IT division, the overall net profitability have dipped by 24.51% from ₹ 567.09 Lakhs in FY 2015-16 to ₹ 428.11 Lakhs in FY 2016-17.

During the current year, we opened a new office in Atlanta Georgia USA where Mr. K.Prasad Raju taken over the charge as President & COO to widen our client base and penetrate into larger fabricators and General Contractors. Many top class clients started giving us pilot projects and approved our quality and schedules. While Civil/Structural detailing services grew rapidly from \$ 5.87 million to \$ 7.93 million by 35.09%, there is a drastic reduction in IT division performance due to cancellation of major project from our European client as they were acquired by "Sales Force".

Mechanical Engineering Services (MES) Division started adding Tier 1 clients for the first time and also enlarging services offerings in Industrial equipment design, Special Purpose Machines (SPMs) and Bus body building. Mechanical Engineering Services Division grew by 19.76% in revenues compared to FY 2015-16.

## FUTURE OUTLOOK

Civil Engineering Services division is expected to grow handsomely in the FY 2017-18 based on the strong client addition made in the last FY 2016-17. New client additions are happening frequently in the last few months and prospects of achieving 20-30% top line growth seems possible. New PPC Systems and QA methods introduced in last few months are all set to improve the output and enhance quality of output considerable.

Company recently expanded its Vijayawada office by moving into a larger facility and opened a new Civil Engineering Services (CES) office at Chennai.

Prospects of IT division seems to be improving and we hope to cross the Break Even Point (BEP) in the current Financial year with fixed long term client contracts.

Mechanical Engineering Services is also expected to add considerable growth, thanks to the new clients and new domains added in last few months.

Overall future outlook for the next Financial year 2017-18 seems to be favourable.

## MATERIAL CHANGES AND COMMITMENTS, IF ANY, AFFECTING THE FINANCIAL POSITION OF THE COMPANY

No material changes and commitments affecting the financial position of the Company have occurred between the end of the financial year to which the financial statements relate and the date of this Directors' Report.

## SUBSIDIARY

Till 31st January 2017, the Company had two wholly owned subsidiaries viz, Crossroads Detailing Inc., Farmersburg, Indiana, USA and RMM Global Inc., Indiana.

The Board of Directors of the Company at its Board Meeting held on 23rd December 2016 approved the merger of both the wholly owned subsidiaries.

The effective date of merger was 01st February 2017. Post merger, Crossroad detailing Inc is merged with RMM Global. The name of the surviving entity RMM Global Inc has been changed to "Mold-Tek Technologies Inc"

The consolidated financial statements of the Company prepared in accordance with Accounting Standards 21 and 27 as specified in the Companies (Accounts) Rules, 2014, form part of the annual report. Pursuant to the provisions of Section 129(3) of the Companies Act, 2013, a statement containing salient features of financial statements of subsidiary in Form AOC 1 forms part of Board's Report.

Separate audited financial statements in respect of the subsidiary company shall be kept open for inspection at the Registered Office of the Company during working hours for a period of 21 days before the date of the Annual General Meeting. Your Company will also make available these documents





upon request by any Member of the Company interested in obtaining the same. The separate audited financial statements in respect of the subsidiary company is also available on the website of your Company at: <http://www.moldtekgroup.com>

## **CONSOLIDATED FINANCIAL STATEMENTS(CFS)**

The Consolidated Financial Statements of your Company for the financial year 2016-17 are prepared in compliance with applicable provisions of the Companies Act, 2013 read with the Rules issued thereunder, applicable Accounting Standards and the provisions of Securities and Exchange Board of India (Listing Obligations and Disclosure Requirements) Regulations, 2015 (hereinafter referred to as the "Listing Regulations"). The consolidated financial statements have been prepared on the basis of audited financial statements of your Company, its Subsidiary, as approved by the respective Board of Directors.

The Consolidated Financial Statements should therefore be read in conjunction with the directors' report, financial notes, cash flow statements and the individual auditor reports of the Subsidiary.

Pursuant to provisions of section 129(3) of the Companies Act, 2013, a statement containing salient features of the financial statements of the Company's subsidiary is attached to the financial statements of the Company in form AOC-1.

## **DIVIDEND**

Your Directors have recommended a final dividend of Rs.0.30/- per equity share @15% of paid up equity share of face value of Rs.2/- each, in addition to interim dividend of Rs.0.30/- (15%) hitherto declared making a total of Rs.0.60/- (30%) per equity share (previous year Rs. 0.80/- per equity share @40% of paid up equity share of Rs.2/- each) for the financial year ended 31st March 2017. The final dividend if approved, will be paid to those members whose names appear in Register of Members as on 15th September, 2017. In respect of shares held in dematerialized form, it will be paid to members whose names are furnished by National Securities Depository Limited and Central Depository Services (India) limited as beneficial owners as on that date. This will entail an outflow of Rs.196.03 Lakhs (Inclusive of dividend tax).

The dividend payout for the years under review has

been formulated keeping in view your Company's need for capital for its growth plans and the intent to finance such plans through internal accruals to the optimum.

Equity shares that may be allotted on or before the Book Closure will rank pari passu with the existing shares and will be entitled to receive the dividend.

## **TRANSFER TO RESERVE**

The Directors propose to transfer a sum of Rs 42.81 Lakhs to General Reserve out of the profits earned by the Company.

## **AUTHORISED SHARE CAPITAL**

The Authorised Share Capital of the Company as on 31st March 2017 stands at Rs 13,00,00,000/- (Rupees Thirteen Crores only) divided into 6,50,00,000 (Six Crores Fifty Lakhs) Equity Shares of Rs 2/- (Rupees Two Only) each. During the year, there has been no change in the Authorised Share Capital of the Company.

## **PAID UP SHARE CAPITAL**

The paid up share capital of the company was Rs. 5,31,10,560 divided into 2,65,55,280 equity shares of face value of Rs 2/- each as on 31<sup>st</sup> March 2016

The Board of Directors in the meeting held on 20th April, 2016, allotted 2,27,795 equity shares of face value of Rs 2/- each at a price of Rs 12.20/- [comprising nominal value of Rs.2/- and premium of Rs.10.20/- each] to its employees who have exercised the option vested on them under the Mold-Tek Technologies Employees Stock Option Scheme 2009.

The Board of Directors via a circular resolution dated 23rd February, 2017, allotted 286,232 equity shares of face value of Rs 2/- each at a price of Rs 14.60/- [comprising nominal value of Rs.2/- and premium of Rs.12.60/- each] to its employees who have exercised the option vested on them under the MTTL ESOS 2015.

Post allotment the paid up share capital of the company has been increased to Rs. 5,41,38,614/- divided into 2,70,69,307 equity share of face value of Rs. 2/- each.

The Board of Directors via a circular resolution dated 12th May, 2017, (after the Balance Sheet Date i.e.

31st March, 2017). allotted 20,000 equity shares of face value of Rs 2/- each at a price of Rs 14.60/- [comprising face value of Rs.2/- and premium of Rs.12.60/- each] to its employee who have exercised the option vested on them under the MTTL ESOS, 2015.

### **PARTICULARS OF LOANS, GUARANTEES OR INVESTMENTS**

Loans, guarantees and investments covered under Section 186 of the Companies Act, 2013 form part of the notes to the financial statements provided in this Annual Report.

### **DEPOSITS**

The Company has neither accepted nor renewed any deposits from public within the meaning of Section 73 of the Companies Act, 2013 read with Companies (Acceptance of Deposits) Rules, 2014 during the year under review.

### **INTERNAL CONTROLS SYSTEMS AND ADEQUACY**

The Company's internal audit systems are geared towards ensuring adequate internal controls commensurate with the size and needs of the business, with the objective of efficient conduct of operations through adherence to the Company's policies, identifying areas of improvement, evaluating the reliability of Financial Statements, ensuring compliances with applicable laws and regulations and safeguarding of assets from unauthorized use.

Details of the internal controls system are given in the Management Discussion and Analysis Report, which forms part of the Directors' Report.

### **DETAILS OF DIRECTORS/KEY MANAGERIAL PERSONNEL**

All the Independent Directors have given declarations that they meet the criteria of independence as laid down under Section 149 (6) of the Companies Act, 2013 and Regulation 16 of SEBI (Listing Obligations and Disclosure Requirements) Regulations, 2015. In the opinion of the Board, they fulfill the conditions of independence as specified in the Companies Act, 2013 and the Rules made there under and are independent of the management.

Based on the confirmations received, none of the Directors are disqualified for being appointed/reappointed as directors in terms of Section 164 of

the Companies Act, 2013.

In accordance with the provisions of Section 152 of the Companies Act, 2013, Mr. A Subramanyam, Director of the Company is liable to retire by rotation and is eligible for re-appointment.

Apart from above there has been no change in Directors and Key Managerial Personnel.

### **EMPLOYEE STOCK OPTION SCHEME**

The Company has in operation Mold-Tek Technologies Employees Stock Option Scheme 2009, MTTL ESOS-2015, MTTL ESOS 2016 for granting stock options to the employees of its company, in accordance with the Securities Exchange Board of India (Employee Stock Option Scheme and Employee Stock Purchase Scheme) Guidelines, 1999 and Securities Exchange Board of India (Share Based employee benefits) Regulations, 2014.

There have been no Changes in the Scheme.

Disclosures pursuant to Regulation 14 of the Securities and Exchange Board of India (Share Based Employee Benefits) Regulations, 2014 are enclosed as Annexure - A to this report.

The Annexure - A is also available on website of the company at [www.moldtekgroup.com](http://www.moldtekgroup.com).

### **GOVERNANCE GUIDELINES**

The Company has adopted Governance Guidelines or code of conduct on Board, Independent Director, Key Managerial Personnel or Senior Managerial Personnel. The Governance Guidelines or code of conduct cover aspects related to role of the Board diversity, definition of independence and duties of independent Directors, Code of Conduct, Moral, ethics and principles to be followed.

### **NOMINATION, REMUNERATION AND PERFORMANCE EVALUATION POLICY**

The requisite details as required by Section 134(3), Section 178(3) & (4) of Companies Act, 2013 and Regulation 34 of SEBI (LODR) Regulations, 2015 is provided in the Corporate Governance Report.

### **TRANSACTION WITH RELATED PARTIES**

The requisite details as required by Section 134 & 188 of Companies Act, 2013 and Regulation 23, 34(3) of SEBI (LODR) Regulations, 2015 is provided



in the Corporate Governance and as Annexure- B in form AOC-2.

### BOARD AND COMMITTEE MEETINGS

Details of the composition of the Board and its Committees and of the Meetings held and attendance of the Directors at such Meetings, are provided in the Corporate Governance Report. The intervening gap between the Meetings was within the period prescribed under the Section 173(1) of Companies Act, 2013 and Regulation 17(2) SEBI (LODR) Regulations, 2015.

### DIRECTORS' RESPONSIBILITY STATEMENT

Based on the framework of internal financial controls and compliance systems established and maintained by the Company, work performed by the Internal, Statutory, Cost and Secretarial Auditors and the reviews performed by Management and the relevant Board Committees, including the Audit Committee, the Board is of the opinion that the Company's internal financial controls were adequate and effective during the financial year 2016-17.

Accordingly, pursuant to Section 134 (3) (c) and 134 (5) of the Companies Act, 2013, the Board of Directors, to the best of their knowledge and ability, confirm that:

- (i) in the preparation of the annual accounts, the applicable accounting standards have been followed and that there are no material departures;
- (ii) they have selected such accounting policies and applied them consistently and made judgments and estimates that are reasonable and prudent, so as to give a true and fair view of the state of affairs of the Company at the end of the financial year and of the profit of the Company for that period;
- (iii) they have taken proper and sufficient care for the maintenance of adequate accounting records in accordance with the provisions of the Act, for safeguarding the assets of the Company and for preventing and detecting fraud and other irregularities;
- (iv) they have prepared the annual accounts on a going concern basis;
- (v) they have laid down internal financial controls to be followed by the Company and that such internal financial controls are adequate and are operating effectively;
- (vi) they have devised proper systems to ensure compliance with the provisions of all applicable laws and that such systems are adequate and operating effectively.

### CORPORATE SOCIAL RESPONSIBILITY (CSR):

Pursuant to Section 135 of the Companies Act, 2013 read with the Companies (Corporate Social Responsibility Policy) Rules 2014, the Company has constituted CSR Committee constituting 2 Executive Director, 2 Non Executive Promoter Directors and 1 independent Director, chaired by Mr. J. Lakshmana Rao. The composition of the Corporate Social Responsibility Committee meets the requirements of section 135 of the Companies Act, 2013. The Board of Directors, based on the recommendations of the Committee, formulated a CSR Policy. The requisite details on CSR activities pursuant to Section 135 of the Companies Act, 2013 and as per Annexure attached to the Companies (Corporate Social Responsibility Policy) Rules, 2014 are annexed as Annexure C to this Report.

### POLICY ON PREVENTION, PROHIBITION AND REDRESSAL OF SEXUAL HARASSMENT AT WORKPLACE

The Company has zero tolerance for sexual harassment at workplace and has adopted a Policy on Prevention, Prohibition and Redressal of Sexual Harassment at the Workplace, in line with the provisions of the Sexual Harassment of Women at Workplace (Prevention, Prohibition and Redressal) Act, 2013 and the Rules there under. The policy aims to provide protection to employees at the workplace and prevent and redress complaints of sexual harassment and for matters connected or incidental thereto, with the objective of providing a safe working environment, where employees feel secure. The Company has also constituted an Internal Complaints Committee, known as the Prevention of Sexual Harassment (POSH) Committee, to inquire into complaints of sexual harassment and recommend appropriate action. In the Financial year 2016-17, the Company has not received any complaints which fall within the scope of this policy. The policy is available on website of the company at [www.moldtekgroup.com-Investors-Corporate Governance](http://www.moldtekgroup.com-Investors-Corporate Governance).

**VIGIL MECHANISM/ WHISTLE BLOWER POLICY**

The requisite details as required by Section 177 of Companies Act, 2013 and Regulation 22 & 34 (3) of SEBI (LODR) Regulations, 2015 is provided in the Corporate Governance Report.

**SIGNIFICANT AND MATERIAL ORDERS PASSED BY THE REGULATORS OR COURTS**

No significant material orders have been passed by the Regulators or Courts or Tribunals which would impact the going concern status of the Company and its future operations.

**AUDITORS**

(1) Statutory Auditors:

M/s. Praturi & Sriram, Chartered Accountants (Firm Registration Number 002739S) were appointed as the Statutory Auditors by the Members of the Company at the 30th Annual General Meeting, to hold office from the conclusion of the 30th Annual General Meeting until the conclusion of the 33rd Annual General Meeting of the Company (subject to ratification of the appointment by the Members at every subsequent Annual General Meeting), in accordance with the provisions of the Companies Act, 2013.

The term of M/s. Praturi & Sriram, Chartered Accountants (Firm Registration Number 002739S) expires in this Annual General meeting and based on the recommendation of the Audit Committee, the Board of Directors, at their meeting held on 28.08.2017, recommended the appointment of M/s. M. Anandam & Co., Chartered Accountants (Firm Registration No. 000125S) for five years (subject to ratification of the appointment by the Members at every subsequent Annual General Meeting), as the Statutory Auditors of the Company and that the necessary resolution in this respect is being included in the notice of the 33rd Annual General Meeting for the approval of the Members of the Company.

The notes to the accounts referred to in Auditors' Report are self-explanatory and do not call for any further comments. The Audit Report does not contain any qualification, reservation or adverse remark.

(2) Secretarial Auditors:

Pursuant to the provisions of Section 204 of the Act and The Companies (Appointment and Remuneration

of Managerial Personnel) Rules, 2014, the Board of Directors of the Company had appointed M/s. P.Vijaya Bhaskar & Associates, a firm of Company Secretaries in Practice to undertake the Secretarial Audit of the Company for the year ended 31st March, 2017. The Secretarial Audit Report is annexed as Annexure D. The Secretarial Audit Report for the financial year ended 31st March, 2017 do not contain any qualification, reservation, adverse remark or disclaimer.

**CONSERVATION OF ENERGY, TECHNOLOGY ABSORPTION AND FOREIGN EXCHANGE EARNINGS AND OUTGO**

The information on conservation of energy, technology absorption and foreign exchange earnings and outgo stipulated under Section 134 (3) (m) of the Companies, Act, 2013 read with Rule 8 of The Companies (Accounts) Rules, 2014, is annexed as Annexure E.

**PARTICULARS OF REMUNERATION**

The information required under Section 197 (12) of the Companies Act, 2013 read with Rule (1),(2) and (3) of The Companies (Appointment and Remuneration of Managerial Personnel) Rules, 2014, is annexed as Annexure F.

**EXTRACT OF ANNUAL RETURN**

Pursuant to Section 92 (3) of the Companies Act, 2013 and Rule 12 (1) of The Companies (Management and Administration) Rules, 2014, the extract of Annual Return in form MGT.9 is annexed as Annexure G.

**MANAGEMENT DISCUSSION AND ANALYSIS AND CORPORATE GOVERNANCE**

The Management Discussion and Analysis Report and the Report on Corporate Governance, as required under Regulation 34 (2) of SEBI (LODR) Regulations, 2015, forms part of the Annual Report.

Your Company is committed to the tenets of good Corporate Governance and has taken adequate steps to ensure that the requirements of Corporate Governance as prescribed under SEBI (LODR) Regulations, 2015 are complied with.

A separate report on Corporate Governance and a Management Discussion and Analysis Report is being presented as part of the Annual Report.



A declaration of Code of Conduct from Mr. J. Lakshmana Rao, Chairman and Managing Director forms part of the Corporate Governance Report.

### **CEO/CFO CERTIFICATION**

Mr. J. Lakshmana Rao, Chairman and Managing Director and Mr. Satya Kishore Nadikatla, Chief Financial Officer of the Company have given a certificate to the Board as contemplated in Regulation 17(8) of SEBI (LODR) Regulations, 2015.

### **RISK MANAGEMENT**

All assets of the Company and other potential risks have been adequately insured.

### **EMPLOYEE RELATIONS**

The relationship with the workmen and staff remained cordial and harmonious during the year and the management received full co-operation from the employees.

### **ACKNOWLEDGEMENTS**

Your Directors wish to place on record their appreciation and gratitude for all the assistance and support received from Citibank and ICICI Bank Limited and officials of concerned government departments for their co-operation and continued support extended to the Company. They also thank the Members for the confidence they have reposed in the Company and its management.

For and on behalf of the Board of Directors

Place:Hyderabad

Date:28<sup>th</sup> August 2017

**(J.LAKSHMANA RAO)**

Chairman & Managing Director

(DIN:00649702)

**Annexure A**

Disclosures pursuant to Regulation 14 of the Securities and Exchange Board of India (Share Based Employee Benefits) Regulations, 2014

Relevant disclosures in terms of the 'Guidance note on accounting for employee share-based payments' issued by ICAI form part of the notes to the financial statements provided in this Annual Report.

**Scheme 1- Mold-Tek Technologies Employees Stock Options Scheme 2009****Scheme 2- MTTL – Employees Stock Options Scheme – 2015****Scheme 3- MTTL – Employees Stock Options Scheme – 2016****Details of the Scheme**

S. No.	Description	Year ended 31 <sup>st</sup> March, 2017	Year ended 31 <sup>st</sup> March, 2017	Year ended 31 <sup>st</sup> March, 2017
		Scheme - 1	Scheme - 2	Scheme - 3
1.	Date of shareholders' approval	30th September 2009	13th April, 2015	19th September, 2016
2.	Total number of options approved under ESOS	10,00,000	15,00,000	10,00,000
3.	Vesting requirements	Commences at the expiry of one year/ 2 Years from the date of grant	Commences at the expiry of one year/2 years from the date of grant	Commences at the expiry of one year from the date of grant
4.	Exercise price or pricing formula	Exercise price for the purpose of the grant of options shall be the price as reduced by 60% of the closing market price of the equity shares of the company available on the Bombay Stock Exchange on the date immediately preceding the Grant Date, subject to minimum of the face value of Equity Share	Exercise price for the purpose of the grant of options shall be the price as reduced by 60% of the closing market price of the equity shares of the company available on the Stock Exchange on the date immediately preceding the Grant Date, subject to minimum of the face value of Equity Share. If equity shares are listed on more than one stock exchange, then the closing price on the stock exchange having higher trading volume shall be considered at the closing market price.	Exercise price for the purpose of the grant of options shall be the price as reduced up to 50% of the closing market price of the equity shares of the company available on the Stock Exchange on which the shares of the company are listed, on the date immediately preceding the Grant Date, subject to minimum of the face value of Equity Share. If equity shares are listed on more than one stock exchange, then the closing price on the stock exchange having higher trading volume shall be considered at the closing market price.



5.	Maximum term of options granted	6 years	5 years	7 years
6.	Source of shares (primary, secondary or combination)	Primary	Primary	Primary
7.	Variation of terms of options	Nil	Nil	Nil
8.	Method used to account for ESOS	Intrinsic	Intrinsic	Intrinsic

#### Details of ESOS during the financial year

S. No.	Description	Year ended 31st March, 2017	Year ended 31st March, 2017
		Scheme -1	Scheme - 2
1.	Number of options outstanding at the beginning of the year (Out of Scheme – 1- 10,00,000 shares – Scheme – 2 – 15,00,000 Shares)	5,69,625	10,00,000
2.	Number of options granted during the year	Nil	Nil
3.	Number of options forfeited/lapsed during the year*	Nil	26,625
4.	Number of options vested during the year	Nil	Nil
5.	Number of options exercised during the year	2,27,795	2,86,232
6.	Number of shares arising as a result of exercise of options	2,27,795	2,86,232
7.	Amount realized by exercise of options (₹)	27,79,099	41,78,987.20
8.	Loan repaid by the Trust during the year from exercise price received	Not applicable	Not applicable
9.	Number of options outstanding at the end of the year (out of total number of options approved under ESOS)	3,41,830	6,87,143
10.	Number of options exercisable at the end of the year (out of total number of options approved under ESOS)	3,41,830	6,87,143
11.	Weighted-average exercise	₹ 12.20/-	₹ 14.60/-

12.	Weighted-average fair values [Scheme-1 - Weighted average price as on 28th February, 2015 (Grant date: 2nd March, 2015)]  [Scheme-2 - Weighted average price as on 31st July, 2015 (Grant date: 3rd August, 2015)]	₹ 29.96	₹ 35.79
13.	Employee wise details of options granted to		
	a. Key managerial personnel	Nil	Nil
	b. Any other employee who receive a grant of options in any one year of option amounting to 5% or more of option granted during the year	Nil	Nil
	c. Identified employees who were granted option, during any one year, equal to or exceeding 1% of the issued capital (excluding outstanding warrants & conversions) of the Company at the time of grant	Nil	Nil

Note: The Company is yet to take in principal approval of listing shares under Scheme 3 i.e MTTL Employee Stock Options Scheme-2016 and no options were granted under this scheme in the financial year 2016-17.





## Annexure - B

Form No. AOC-2

(Pursuant to clause (h) of sub-section (3) of section 134 of the Act and Rule 8(2) of the Companies (Accounts) Rules, 2014)

The Form pertains to the disclosure of particulars of contracts/arrangements entered into by the company with related parties referred to in sub-section (1) of section 188 of the Companies Act, 2013 including certain arm's length transactions under third proviso thereto

1. Details of contracts or arrangements or transactions not at arm's length basis: There were no contracts or arrangements or transactions entered during the year ended 31 March 2017, which were not at arm's length basis.
2. Details of material contracts or arrangement or transactions at arm's length basis: The details of material contracts or arrangements at arm's length basis for the year ended 31 March 2017 are as follows:

SL. No.	Particulars	Details
a)	Name of the related party	Crossroads Detailing, Inc., USA
b)	Nature of relationship	Subsidiary
c)	Nature of contracts/arrangements/transactions	Sale of Services
d)	Duration of the contracts arrangements/ transactions	The transactions are ongoing and existing prior to commencement of the Companies Act, 2013
e)	Salient terms of the contracts or arrangements or transactions including the value, if any:	Services rendered for the year 2016-17 amounting to ₹ 729.63Lakhs
f)	Date(s) of approval by the Board, if any:	The transactions are entered in the ordinary course of business and are at arm's length price basis. These are reported and approved by the Board and Audit Committee on 30 <sup>th</sup> May, 2017.
g)	Amount paid as advances, if any:	NA

SL. No.	Particulars	Details
a)	Name of the related party	RMM Global Inc., USA
b)	Nature of relationship	Subsidiary
c)	Nature of contracts/arrangements/transactions	Sale of Services
d)	Duration of the contracts arrangements/ transactions	The transactions are ongoing and existing prior to commencement of the Companies Act, 2013
e)	Salient terms of the contracts or arrangements or transactions including the value, if any:	Services rendered for the year 2016-17 amounting to ₹3600.67Lakhs
f)	Date(s) of approval by the Board, if any:	The transactions are entered in the ordinary course of business and are at arm's length price basis. These are reported and approved by the Board and Audit Committee on 30 <sup>th</sup> May, 2017
g)	Amount paid as advances, if any:	NA

Note: Cross Roads Detailing Inc was merged into RMM Global Inc & the merged entity is known as Mold-Tek Technologies Inc effective from 1st Feb 2017.

For Mold-Tek Technologies Limited

J. Lakshmana Rao  
(Chairman & Managing Director)  
(DIN:00649702)

## Annexure C

## ANNUAL REPORT ON CORPORATE SOCIAL RESPONSIBILITY (CSR)

S.No.	Particulars	Disclosures
1.	A brief outline of the Company's CSR policy, including overview of projects or programs proposed to be undertaken and a reference to the web-link to the CSR policy and projects or programs	Mold-Tek has aimed at serving towards needs for the community and is social responsible corporate to give back to the society sustainable care and development. The policy include all the programmes as per schedule VII of Companies Act, 2013. Mold-Tek takes keen responsibility to develop education and rural areas. The Company has framed a CSR policy, to regulate CSR activities. The policy is available on the website of the Company:  www.moldtekgroup.com – Investor – Corporate Governance
2.	The composition of the CSR Committee	J. Lakshmana Rao, Chairman A. Subramanyam, Member P. Venkateswara Rao, Member J.Sudha Rani, Member P. Shyam Sunder Rao, Member
3.	Average net profit of the Company for last three financial years	₹ 611.20 Lakhs
4.	Prescribed CSR expenditure (two per cent of the amount as in item 3 above)	₹ 12.22 Lakhs
5.	Details of CSR spent for the financial year: a. Total amount to be spent for the financial year b. Amount unspent, if any c. Manner in which the amount spent during the financial year	₹ 23.26 Lakhs  ₹ 19.29 Lakhs  1. In order to encourage the children with special needs sponsored Andhra mahilasabha, Hyderabad with their price distribution event.  2. Supported the educational needs of 20 special children at Lakshyasadhana (a school for children and youth with special needs), Hyderabad
6.	Reasons for not spending the amount	The company has initiated a project for development of education and advance was paid in the financial year 2015-16. The Company is looking forward for the activities as listed out in Schedule VII of Companies Act, 2013, to spend the amount of CSR. The provision for the same has been created for financial year 2016-17. The amount will be spent in the near future.
7.	Responsibility Statement	We hereby affirm that the CSR Policy, as recommended by CSR Committee and approved by the Board, has been implemented and the CSR Committee monitors the implementation of CSR projects and activities in compliance with CSR objectives.

For and on behalf of the Board of Directors

**(J.LAKSHMANA RAO)**Chairman of the Committee  
Chairman & Managing Director  
(DIN:00649702)



**Annexure D**  
**SECRETARIAL AUDIT REPORT**

FOR THE FINANCIAL YEAR ENDED 31<sup>ST</sup> MARCH, 2017

[Pursuant to section 204(1) of the Companies Act, 2013 and rule No.9 of the Companies (Appointment and Remuneration of Managerial Personnel) Rules, 2014]

To,  
The Members,  
**Mold-Tek Technologies Limited**

I have conducted the secretarial audit of the compliance of applicable statutory provisions and the adherence to good corporate practices by Mold-Tek Technologies Limited (here in after called the company). Secretarial Audit was conducted in a manner that provided me a reasonable basis for evaluating the corporate conducts/statutory compliances and expressing my opinion thereon.

Based on my verification of the Mold-Tek Technologies Limited books, papers, minute books, forms and returns filed and other records maintained by the company and also the information provided by the Company, its officers, agents and authorized representatives during the conduct of secretarial audit, I hereby report that in my opinion, the company has, during the audit period covering the financial year ended on 31st March, 2017 complied with the statutory provisions listed hereunder and also that the Company has proper Board-processes and compliance-mechanism in place to the extent, in the manner and subject to the reporting made hereinafter:

I have examined the books, papers, minute books, forms and returns filed and other records maintained by Mold-Tek Technologies Limited for the financial year ended on 31st March, 2017 according to the provisions of:

- |   |  |
|---|--|
| (i) The Companies Act, 2013 (the Act) and the rules made thereunder;  | (Substantial Acquisition of Shares and Takeovers) Regulations, 2011;   |
| (ii) The Securities Contracts (Regulation) Act, 1956 ('SCRA') and the rules made thereunder;  | (b) The Securities and Exchange Board of India (Prohibition of Insider Trading) Regulations, 1992 and Securities and Exchange Board of India (Prohibition of Insider Trading) Regulations, 2015; |
| (iii) The Depositories Act, 1996 and the Regulations and Bye-laws framed thereunder;  | (c) The Securities and Exchange Board of India (Issue of Capital and Disclosure Requirements) Regulations, 2009;   |
| (iv) Foreign Exchange Management Act, 1999 and the rules and regulations made thereunder to the extent of Foreign Direct Investment, Overseas Direct Investment and External Commercial Borrowings; | (d) The Securities and Exchange Board of India (Employee Stock Option Scheme and Employee Stock Purchase Scheme) Guidelines, 1999; SEBI 2014.  |
| (v) The following Regulations and Guidelines prescribed under the Securities and Exchange Board of India Act, 1992 ('SEBI Act'):-   | (e) The Securities and Exchange Board of India (Issue and Listing of Debt Securities) Regulations, 2008; *   |
| (a) The Securities and Exchange Board of India  | (f) The Securities and Exchange Board of India (Registrars to an Issue and Share Transfer Agents) Regulations, 1993 regarding the  |

- Companies Act and dealing with client;
- (g) The Securities and Exchange Board of India (Delisting of Equity Shares) Regulations, 2009;\* and

- (h) The Securities and Exchange Board of India (Buyback of Securities) Regulations, 1998;

\*Not Applicable to the company for the period under review.

- (i) The Securities and Exchange Board of India (Listing Obligations and Disclosure Requirements) Regulations, 2015;

- (vi) The industry specific Acts, labour and other applicable laws as provided by the management of the Company.

I have also examined compliance with the applicable clauses of the following:

- (i) Secretarial Standards issued by The Institute of Company Secretaries of India.

- (ii) The Listing Agreements entered into by the Company with Bombay Stock Exchange (BSE) and National Stock Exchange Ltd. (NSE).

During the period under review the Company has complied with the provisions of the Act, Rules, Regulations, Guidelines, Standards, etc. mentioned above.

#### **I further report that**

The Board of Directors of the Company is duly constituted with proper balance of Executive Directors, Non-Executive Directors and Independent Directors. The changes in the composition of the Board of Directors that took place during the period under review were carried out in compliance with the provisions of the Act.

Adequate notice is given to all directors to schedule the Board Meetings, agenda and detailed notes on agenda were sent at least seven days in advance, and a system exists for seeking and obtaining further information and clarifications on the agenda items before the meeting and for meaningful participation at the meeting.

As per the Minutes of the Board of Directors duly recorded and signed by the Chairman, the decisions

were unanimous and no dissenting views were required to be recorded.

**I further report that** there are adequate systems and processes in the company commensurate with the size and operations of the company to monitor and ensure compliance with applicable laws, rules, regulations and guidelines.

**I further report that** during the audit period the company has

- a) The Company's Equity securities were listed in National Stock Exchange of India Limited w.e.f. 4<sup>th</sup> July, 2016.



**P VijayaBhaskar**

P. VijayaBhaskar & Associates  
Practising Company Secretary  
FCS – 6321, CP - 12233

Place: Hyderabad

Date: 15<sup>th</sup> July, 2017

**Note:** This report is to be read with our letter of even date which is annexed as 'Annexure' and forms an integral part of this report.



## SECRETARIAL AUDIT REPORT

To  
The Members  
**Mold-Tek Technologies Limited**  
Plot No. 700, Door No. 8-2-293/82/A/700,  
Road No. 36, Jubilee Hills,  
Hyderabad – 500 033  
Telangana, INDIA

My report of even date is to be read along with this letter

1. Maintenance of Secretarial records is the responsibility of the management of the Company. My responsibility is to express an opinion on these secretarial records based on my audit.
2. I have followed the audit practises and processes as were appropriate to obtain reasonable assurance about the correctness of the contents of the Secretarial records. The verification was done on test basis to ensure that correct facts are reflected in secretarial records. I believe that the processes and practices, I followed provide a reasonable basis for my opinion.
3. I have not verified the correctness and appropriateness of financial records and books of accounts of the Company.
4. Wherever required, I have obtained the Management representation about the compliance of laws, rules and regulations and happening of events etc.,
5. The compliance of the provisions of corporate and other applicable laws, rules, regulations, standards is responsibility of Management. My examination was limited to the verification of procedures on test basis.
6. The Secretarial Audit Report is neither an assurance as to the further viability of the Company nor of the efficacy or effectiveness with which the management has conducted the affairs of the Company.

**P VijayaBhaskar**  
P. Vijaya Bhaskar & Associates  
Practising Company Secretary  
FCS – 6321, CP - 12233

## Annexure E

**[Pursuant to Section 134 (3) (m) of The Companies Act, 2013 read with Rule 8 (3) of The Companies (Accounts) Rules, 2014]**

### (A) Conservation of energy-

Your Company continues to be conscious of the environmental impact of our business and continues to improve on its fuel efficiency through various initiatives in this area.

Energy conservation is a very important part of energy planning and its management. This not only saves energy resources for future but also avoids wasteful utilization of energy. Energy conservation initiatives provide solution to the energy crisis, environmental degradation and pollution.

In the short run, the only solution to the growing energy deficit is to facilitate good energy saving measures through conservation of power, fuel and water. As industries are the major gutters/ consumers of these resources, the onus should lie on the industrial sector to limit & minimize its demand for energy. The need of the hour is to conserve and preserve the energy resources for future of the mankind.

### Steps taken for conservation of energy

- Replaced the conventional and HPSV/HPMP lamps with the LED lamps.

### (B) Technology absorption-

Specific Areas in which R&D was carried out by the Company	Nil
Benefits derived as a result of the above	Nil
Future plan of Action	Company is in the process of taking appropriate measures in this regard
Expenditure on R&D	Nil

### (C) Foreign exchange earnings and Outgo-

₹. in lakhs

	2016-17	2015-16
FOB value of exports		
- KPO Division	5411.49	4634.37
Foreign Exchange Earnings	4896.88	4456.75
Foreign Exchange Outgo	118.42	193.96

The Foreign Exchange earned in terms of actual inflows during the year and the Foreign Exchange outgo during the year in terms of actual outflows.



## Annexure F

Disclosure under Section 197(12) and Rule 5(1) Companies (Appointment and Remuneration of Managerial Personnel) Rules, 2014

- a. Ratio of remuneration of each director to the median remuneration of the employees of the Company for the financial year 2016-17

Name of the Director	Remuneration (in ₹)	Median remuneration (in ₹)	Ratio to median remuneration
Executive Directors			
J. Lakshmana Rao	49,18,095*	4,19,004	11.74 :1
J. Sudha Rani	64,53,422	4,19,004	15.40 :1
Non-Executive Directors			
A.Subramanyam	0	4,19,004	NA
P. Venkateswara Rao	0	4,19,004	NA
P. Shyam Sunder Rao	0	4,19,004	NA
M.Srinivas	0	4,19,004	NA
Dr.K.V.Appa Rao	0	4,19,004	NA
Dr. Surya Prakash Gulla	0	4,19,004	NA
Vasant Kumar Roy	0	4,19,004	NA

\*Mr. J.L.Rao, CMD, is drawing salary from two companies - i.e., MTTL & MTPL aggregating to Rs.1,36,39,767.

- b. Percentage increase in remuneration of each Director, Chief Financial Officer, Company Secretary in the financial year 2016-17

Name	Designation	Increase %
J. Lakshmana Rao	Chairman & Managing Director	-12.38
J. Sudha Rani	Whole- Time Director	12.04
A. Subramanyam	Non-Executive Promoter Director	NA
P. Venkateswara Rao	Non-Executive Promoter Director	NA
P. Shyam Sunder Rao	Independent Director	NA
M.Srinivas	Independent Director	NA
Dr.K.V.Appa Rao	Independent Director	NA
Dr. Surya Prakash Gulla	Independent Director	NA
Vasant Kumar Roy	Independent Director	NA
N. Satya Kishore	Chief Financial Officer	27.08%
Pooja Jain	Company Secretary	0%

- c. Percentage increase in the median remuneration of employees in the financial year 2016-17: 6.08%

- d. **Number of permanent employees on the rolls of the Company as on 31st March 2017: 680**
- e. **Average percentile increase already made in the salaries of employees other than the managerial personnel in the last financial year and its comparison with the percentile increase in the managerial remuneration and justification thereof and point out if there are any exceptional circumstances for increase in the managerial remuneration:**

The aggregate remuneration of employees excluding managerial personnel grew by **18.89%** over the previous financial year. The aggregate remuneration for KMPs grew by **3.90%** over the previous financial year. This was based on the recommendation of the Nomination and Remuneration Committee to revise the remuneration as per industry benchmarks. There was no exceptional circumstance or increase for managerial personnel in the last financial year.

- f. **Affirmation that the remuneration is as per the remuneration policy of the Company:**

Yes, the remuneration is as per the remuneration policy of the Company.

**Disclosure under Rule 5(2) and 5(3) of the Companies**

**(Appointment and Remuneration of Managerial Personnel) Rules, 2014**

**Employees employed throughout the year and were in receipt of remuneration of not less than ₹ 102 lakhs per annum:**

None of the employee of the company draws remuneration of more than ₹ 102 Lakhs per annum.





**Details of the names of the top ten employees in terms of remuneration drawn as on 31<sup>st</sup> March, 2017**

S. No	Employee Name	Designation	Qualification	Age	DOJ (DD.MM.YR)	Remuneration (in ₹)	Experience (Years)	Particulars of Last Employment
1.	J Lakshmana Rao	Chairman & Managing Director	Bachelor's degree in civil engineering & Post graduate diploma in Management from the Indian Institute of Management, Bangalore	60	04.07.1985	49,18,095	34	Founder of Mold-Tek Group Chairman & Managing Director of Mold-Tek Technologies Limited & Mold-Tek Packaging Limited.
2.	J Sudha Rani	Whole-Time Director	B.Sc	52	01.10.2008	64,53,422	12	--
3.	Kishore Nellutla	Sr Vice President - Business Development & Delivery - Mechanical	EMBA	47	04.05.2016	45,00,000	21.3	Godrej Infotech
4.	G. Pradeep	Executive Vice President - Steel Detailing	BE in Civil	37	01.01.2010	39,08,004	16	H & R Steel Detailing Private Limited
5.	J Rana Pratap	Corporate Manager	B.Tech (IIT Delhi) & MBA (IIM-Lucknow)	30	08.04.2013	31,17,000	7	--
6.	A Sundeeep	Chief Manager	B.Tech from REC Kurukshetra & M.B.A. (Purdue) (USA)	33	08.04.2013	27,00,000	10	Satyam Computers
7.	K Ananth Rao	Project Manager - IT Services	B.E.	36	23.03.2015	25,18,500	13	Igate Software Private Limited
8.	N. Madhu	General Manager - SDS2 Detailing	M.E in Structures	39	17.02.2012	23,68,428	14	BSD Structural Engg Private Limited
9.	Muttam Nethaji Prasad	General Manager - SDS2 Detailing	B.Tech	34	19.02.2007	22,05,144	15	Sajal Engineering Consultancy
10.	K.Satish Chandra	General Manager - MES Delivery	M.Sc in Mech	38	12.12.2004	20,42,472	12.7	--

Mr. J.Lakshmana Rao, Chairman & Managing Director is drawing salary from two companies - i.e., Mold-Tek Technologies Limited & Mold-Tek Packaging Limited aggregating to Rs.1,36,39,767.

**Annexure - G**  
**EXTRACT OF ANNUAL RETURN**  
**MGT-9**

as on the financial year ended on 31/03/2017

[Pursuant to section 92(3) of the Companies Act, 2013 and rule 12(1) of the Companies Management and Administration) Rules, 2014]

**I. REGISTRATION AND OTHER DETAILS:**

CIN	L25200TG1985PLC005631
Registration Date	04/07/1985
Name of the Company	Mold-Tek Technologies Limited
Category / Sub-Category of the Company	Company Limited by shares and non-government
Address of the Registered office and contact details	Plot No.700, Door No.8-2-293/82/A/700, Road No.36, Jubilee Hills, Telangana-500033.
Whether listed company : Yes/No	Yes
Name, Address and Contact details of Registrar and Transfer Agent, if any	XL Softech Systems Ltd., 3, Sagar Society, Road No.2, Banjara Hills, Hyderabad - 500 034. Phone : 040 23545913/14/15 Fax: 040 23553214 email: xlfield@gmail.com

**II. PRINCIPAL BUSINESS ACTIVITIES OF THE COMPANY:**

All the business activities contributing 10 % or more of the total turnover of the company shall be stated:-

S.No	Name and Description of main products / services	NIC Code of the Product/ service	% to total turnover of the company
1	Structural Engineering & Detailing	99831176	85.11%
2	Mechanical Engineering Services	99831176	11.70%
3	Information Technology Services	99831419	3.19%
	<b>Total :</b>		<b>100.00%</b>

**III. PARTICULARS OF HOLDING, SUBSIDIARY AND ASSOCIATE COMPANIES :**

S.No	Name and Address of the company	Country	CIN/GLN	Holding/ Subsidiary/ Associate	% of shares held	Applicable Section
1.	Mold-Tek Technologies Inc 2841 Riviera Dr., Suite#306 Akron, OH 44333 United States of America	USA	-	Subsidiary	100	Section 2(87)



#### IV. SHARE HOLDING PATTERN (Equity Share Capital Breakup as percentage of Total Equity)

##### i) Category-wise Share Holding:

Category of Shareholders	No. of Shares held at the beginning of the year				No. of Shares held at the end of the year				% of Change during the Year
	Demat	Physical	Total	% of Total Shares	Demat	Physical	Total	% of Total Shares	
<b>(A) Promoters</b>									
<b>(1) Indian</b>									
(a) Individual/HUF	1,10,28,215	0	1,10,28,215	41.53	1,12,55,959	0	1,12,55,959	41.58	0.05
(b) Central Govt	0	0	0	0	0	0	0	0	
(c) State Govt (s)	0	0	0	0	0	0	0	0	
(d) Bodies Corp.	21,17,165	0	21,17,165	7.97	21,17,165	0	21,17,165	7.82	-0.15
(e) Banks / FI	0	0	0	0	0	0	0	0	
(f) Any Other....	0	0	0	0	0	0	0	0	
<b>Sub-Total (A) (1)</b>	<b>1,31,45,380</b>	<b>0</b>	<b>1,31,45,380</b>	<b>49.50</b>	<b>1,33,73,124</b>	<b>0</b>	<b>1,33,73,124</b>	<b>49.40</b>	<b>-0.10</b>
<b>(2) Foreign</b>									
(a) NRIs - Individuals	0	0	0	0	0	0	0	0	0
(b) Other - Individuals	0	0	0	0	0	0	0	0	0
(c) Bodies Corp.	0	0	0	0	0	0	0	0	0
(d) Banks / FI	0	0	0	0	0	0	0	0	0
(e) Any Other....	0	0	0	0	0	0	0	0	0
<b>Sub-Total (A) (2)</b>	<b>0</b>	<b>0</b>	<b>0</b>	<b>0</b>	<b>0</b>	<b>0</b>	<b>0</b>	<b>0</b>	<b>0</b>
<b>Total Shareholding of Promoter</b>	<b>1,31,45,380</b>	<b>0</b>	<b>1,31,45,380</b>	<b>49.50</b>	<b>1,33,73,124</b>	<b>0</b>	<b>1,33,73,124</b>	<b>49.40</b>	<b>-0.10</b>
<b>(A) = (A) (1) + (A) (2)</b>									

Category of Shareholders	No. of Shares held at the beginning of the year				No. of Shares held at the end of the year				% of Change during the Year
	Demat	Physical	Total	% of Total Shares	Demat	Physical	Total	% of Total Shares	
<b>(B) Public Shareholding</b>									
<b>(1) Institutions</b>									
(a) Mutual Funds	0	0	0	0	0	0	0	0	0
(b) Banks/FI	0	0	0	0	0	0	0	0	0
(c) Central Govt./State Govt.	0	0	0	0	0	0	0	0	0
(d) Venture Capital funds	0	0	0	0	0	0	0	0	0
(e) Insurance Companies	0	0	0	0	0	0	0	0	0
(f) FIIs	6,02,307	0	6,02,307	2.27	6,00,275	0	6,00,275	2.22	-0.05
(g) Foreign Venture Capital Funds	0	0	0	0	0	0	0	0	0
(h) Others (Specify)	0	0	0	0	0	0	0	0	0
<b>Sub-Total (B) (1)</b>	<b>6,02,307</b>	<b>0</b>	<b>6,02,307</b>	<b>2.27</b>	<b>6,00,275</b>	<b>0</b>	<b>6,00,275</b>	<b>2.22</b>	<b>-0.05</b>
<b>(2) Non- Institutions</b>									
(a) Bodies Corp	22,11,802	0	22,11,802	8.33	30,08,348	0	30,08,348	11.11	2.78
(b) individuals									
i. Individual shareholders holding nominal share capital up to Rs.2 lakh	26,75,843	3,44,850	30,20,693	11.38	57,39,362	2,43,220	59,82,582	22.10	10.72
ii. Individual shareholders holding nominal share capital in excess of Rs.2 lakh	74,34,893	0	74,34,893	28.00	37,53,231	0	37,53,231	13.87	-14.13



c) NRI	1,32,161	0	1,32,161	0.50	1,65,817	0	1,65,817	0.61	0.11
d) Clearing members	8,044	0	8,044	0.03	1,85,930	0	1,85,930	0.69	0.66
e) Others	0	0	0	0	0	0	0	0	0
Sub-Total (B) (2)	1,24,62,743	3,44,850	1,28,07,593	48.24	1,28,52,688	2,43,220	1,30,95,908	48.38	0.14
Total Shareholding of Public = (B) (1) + (B) (2)	1,30,65,050	3,44,850	1,34,09,900	50.50	1,34,52,963	2,43,220	1,36,96,183	50.60	0.10
C. Shares held by custodian for GDRs & ADRs	0	0	0	0	0	0	0	0	0
Grand Total (A+B+C)	2,62,10,430	3,44,850	2,65,55,280	100.00	2,68,26,087	2,43,220	2,70,69,307	100.00	0

**(ii) Shareholding of Promoters:**

S. No	Shareholders' Name	Shareholding at the beginning of the year			Shareholding at the end of the year			% of Change of during the Year
		No. of Shares	% of total Shares of the company	% of Shares Pledged / encumbered to total shares	No. of Shares	% of total Shares of the company	% of Shares Pledged / encumbered to total shares	
1	Mold-Tek Packaging Limited	21,17,165	7.97	0.00	21,17,165	7.82	0.00	-0.15
2	Janumahanti Sudha Rani	19,73,210	7.43	0.00	20,00,823	7.39	0.00	-0.04
3	A Subramanyam	17,65,090	6.65	0.00	17,65,090	6.52	0.00	-0.13
4	Navya Mythri	11,82,740	4.45	1.59	11,82,740	4.37	0.00	-0.08
5	A Seshu Kumari	6,12,035	2.30	0.00	6,33,035	2.34	0.00	0.04
6	Janumahanti RanaPratap	6,96,930	2.62	0.00	6,96,930	2.57	0.00	-0.05
7	A Durga Sundeep	5,97,445	2.25	0.00	5,97,445	2.21	0.00	-0.04
8	N Padmavathi	5,27,000	1.98	0.00	5,27,000	1.95	0.00	-0.03
9	Adhivishnu Lakshmi Mythri	4,04,410	1.52	0.00	4,04,410	1.49	0.00	-0.03
10	J Sarada	5,14,325	1.94	0.00	5,14,325	1.90	0.00	-0.04
11	N V Prasad	2,78,495	1.05	0.00	2,78,495	1.03	0.00	-0.02

12	J Bhujanga Rao	1,55,605	0.59	0.00	1,61,605	0.60	0.00	0.01
13	Pattabhi Venkateshwara Rao	2,28,230	0.86	0.00	2,28,230	0.84	0.00	-0.02
14	Sathya Sravya Janumahanti	3,27,195	1.23	0.00	3,27,195	1.21	0.00	-0.02
15	J Lakshmana Rao	12,71,660	4.79	0.00	13,38,081	4.94	0.00	0.15
16	J Mytraeyi	1,18,450	0.45	0.00	1,18,450	0.44	0.00	-0.01
17	Satyavati Golukonda	79,765	0.30	0.00	1,93,465	0.71	0.00	0.41
18	Swetha Mythri Janumahanti	41,040	0.15	0.00	34,050	0.13	0.00	-0.02
19	Prasanna Kumar Golkonda	1,27,020	0.48	0.00	1,27,020	0.47	0.00	-0.01
20	Pattabhi Sai Lakshmi	1,26,410	0.48	0.00	1,26,410	0.47	0.00	-0.01
21	P Appa Rao	1,160	0.00	0.00	1,160	0.00	0.00	0.00
<b>Total</b>		<b>1,31,45,380</b>	<b>49.50</b>	<b>1.60</b>	<b>1,33,73,124</b>	<b>49.40</b>	<b>0.00</b>	<b>-0.10</b>

(iii) Change in Promoters' Shareholding (please specify, if there is no change):

S.No	Particulars	Shareholding at the beginning of the year		Cumulative Shareholding during the year	
		No. of shares	% of total shares of the company	No. of shares	% of total shares of the company
1	<b>Mold-Tek Packaging Limited</b>				
	At the Beginning of the Year ( of face value of Rs 2/- each)	21,17,165	7.97	21,17,165	7.97
	Increase /Decrease during the period	0	0	21,17,165	7.82
	<b>At the End of the Year ( of face value of Rs 2/- each)</b>	<b>21,17,165</b>	<b>7.82</b>	<b>21,17,165</b>	<b>7.82</b>
2.	<b>Janumahanti Sudha Rani</b>				
	At the Beginning of the Year ( of face value of Rs 2/- each)	19,73,210	7.43	19,73,210	7.43
	Increase /Decrease during the period				
<b>a.</b>	01 July 2016 to 09 July 2016 (Market Purchase)	5,000	0.02	19,78,210	7.39



<b>b</b>	23 July 2016 to 05 August 2016 (Market Purchase)	2,960	0.01	19,81,170	7.40
<b>c</b>	20 August 2016 to 26 August 2016 (Market Purchase)	2,000	0.01	19,83,170	7.40
<b>d</b>	26 August 2016 to 02 September 2016 (Market Purchase)	8,238	0.03	19,91,408	7.44
<b>e</b>	02 September 2016 to 09 September 2016 (Market Purchase)	3,909	0.01	19,95,317	7.45
<b>f</b>	13 September 2016 to 16 September 2016 (Market Purchase)	100	0.00	19,95,417	7.45
<b>g</b>	28 January 2017 to 03 February 2017 (Market Purchase)	265	0.00	19,95,682	7.45
<b>h</b>	24 February 2017 to 03 March 2017 (Market Purchase)	5,141	0.02	20,00,823	7.39
	Total Increase /Decrease during the period	27,613	0.10		
	<b>At the End of the Year ( of face value of Rs 2/- each)</b>	20,00,823	7.39	20,00,823	7.39
<b>3.</b>	<b>A Subramanyam</b>				
	At the Beginning of the Year ( of face value of Rs 2/- each)	17,65,090	6.65	17,65,090	6.65
	Increase /Decrease during the period	0	0.00	17,65,090	6.52
	<b>At the End of the Year ( of face value of Rs 2/- each)</b>	<b>17,65,090</b>	<b>6.52</b>	<b>17,65,090</b>	<b>6.52</b>
<b>4.</b>	<b>Janumahanti Navya Mythri</b>				
	At the Beginning of the Year ( of face value of Rs 2/- each)	11,82,740	4.45	11,82,740	4.45
	Increase /Decrease during the period	0	0.00	11,82,740	4.37
	<b>At the End of the Year ( of face value of Rs 2/- each)</b>	<b>11,82,740</b>	<b>4.37</b>	<b>11,82,740</b>	<b>4.37</b>
<b>5.</b>	<b>A Seshu Kumari</b>				
	At the Beginning of the Year ( of face value of Rs 2/- each)	6,12,035	2.30	6,12,035	2.30
	Increase /Decrease during the period				
<b>a</b>	20 May 2016 to 28 May 2016 (Market Purchase)	21,000	0.08	6,33,035	2.36
	Total Increase /Decrease during the period	21,000	0.08		
	<b>At the End of the Year ( of face value of Rs 2/- each)</b>	6,33,035	2.34	6,33,035	2.34

<b>6.</b>	<b>Janumhanti Rana Pratap</b>					
	At the Beginning of the Year ( of face value of Rs 2/- each)	6,96,930	2.62	6,96,930	2.62	
	Increase /Decrease during the period	0	0.00	6,96,930	2.57	
	<b>At the End of the Year ( of face value of Rs 2/- each)</b>	<b>6,96,930</b>	<b>2.57</b>	<b>6,96,930</b>	<b>2.57</b>	
<b>7.</b>	<b>Adivishnu Durga Sundeeep</b>					
	At the Beginning of the Year ( of face value of Rs 2/- each)	5,97,445	2.25	5,97,445	2.25	
	Increase /Decrease during the period	0	0.00	5,97,445	2.21	
	<b>At the End of the Year ( of face value of Rs 2/- each)</b>	<b>5,97,445</b>	<b>2.21</b>	<b>5,97,445</b>	<b>2.21</b>	
<b>8.</b>	<b>Adivishnu Lakshmi Mythri</b>					
	At the Beginning of the Year ( of face value of Rs 2/- each)	4,04,410	1.52	4,04,410	1.52	
	Increase /Decrease during the period	0	0.00	4,04,410	1.49	
	<b>At the End of the Year ( of face value of Rs 2/- each)</b>	<b>4,04,410</b>	<b>1.49</b>	<b>4,04,410</b>	<b>1.49</b>	
<b>9.</b>	<b>N Padmavathi</b>					
	At the Beginning of the Year ( of face value of Rs 2/- each)	5,27,000	1.98	5,27,000	1.98	
	Increase /Decrease during the period	0	0.00	5,27,000	1.95	
	<b>At the End of the Year ( of face value of Rs 2/- each)</b>	<b>5,27,000</b>	<b>1.95</b>	<b>5,27,000</b>	<b>1.95</b>	
<b>10.</b>	<b>J Bhujanga Rao</b>					
	At the Beginning of the Year ( of face value of Rs 2/- each)	1,55,605	0.59	1,55,605	0.59	
	Increase /Decrease during the period					
a	16 April 2016 to 23 April 2016 (Market Purchase)	6,000	0.02	1,61,605	0.60	
	Total Increase /Decrease during the period	6,000	0.02			
	<b>At the End of the Year ( of face value of Rs 2/- each)</b>	<b>1,61,605</b>	<b>0.60</b>	<b>1,61,605</b>	<b>0.60</b>	





<b>11.</b>	<b>Pattabhi Venkateswara Rao</b>						
	At the Beginning of the Year ( of face value of Rs 2/- each)		2,28,230		0.86	2,28,230	0.86
	Increase /Decrease during the period		0		0.00	2,28,230	0.84
	<b>At the End of the Year ( of face value of Rs 2/- each)</b>		<b>2,28,230</b>		<b>0.84</b>	<b>2,28,230</b>	<b>0.84</b>
<b>12.</b>	<b>Sathya Sravya Janumahanti</b>						
	At the Beginning of the Year ( of face value of Rs 2/- each)		3,27,195		1.23	3,27,195	1.23
	Increase /Decrease during the period		0		0.00	3,27,195	1.21
	<b>At the End of the Year ( of face value of Rs 2/- each)</b>		<b>3,27,195</b>		<b>1.21</b>	<b>3,27,195</b>	<b>1.21</b>
<b>13.</b>	<b>J Sarada</b>						
	At the Beginning of the Year ( of face value of Rs 2/- each)		5,14,325		1.94	5,14,325	1.94
	Increase /Decrease during the period		0		0.00	5,14,325	1.90
	<b>At the End of the Year ( of face value of Rs 2/- each)</b>		<b>5,14,325</b>		<b>1.90</b>	<b>5,14,325</b>	<b>1.90</b>
<b>14.</b>	<b>N V Prasad</b>						
	At the Beginning of the Year ( of face value of Rs 2/- each)		2,78,495		1.05	2,78,495	1.05
	Increase /Decrease during the period		0		0.00	2,78,495	1.03
	<b>At the End of the Year ( of face value of Rs 2/- each)</b>		<b>2,78,495</b>		<b>1.03</b>	<b>2,78,495</b>	<b>1.03</b>
<b>15.</b>	<b>Lakshmana Rao Janumahanti</b>						
	At the Beginning of the Year ( of face value of Rs 2/- each)		12,71,660		4.79	12,71,660	4.79
	Increase /Decrease during the period						
a	20 May 2016 to 28 May 2016 (Market Purchase)		25,000		0.09	12,96,660	4.84
b	11 June 2016 to 17 June 2016 (Market Purchase)		23,500		0.09	13,20,160	4.93
c	17 June 2016 to 24 June 2016 (Market Purchase)		2,470		0.01	13,22,630	4.94
d	23 December 2017 to 31 December 2017 (Market Purchase)		996		0.00	13,23,626	4.94
e	06 January 2017 to 13 January 2017 (Market Purchase)		9,400		0.04	13,33,026	4.98

f	13 January 2017 to 21 January 2017 (Market Purchase)	2,555	0.01	13,35,581	4.99
g	28 January 2017 to 03 February 2017 (Market Purchase)	1,000	0.00	13,36,581	4.99
h	03 February 2017 to 18 February 2017 (Market Purchase)	1,500	0.01	13,38,081	5.00
	Total Increase /Decrease during the period	66,421	0.25		
	<b>At the End of the Year ( of face value of Rs 2/- each)</b>	<b>13,38,081</b>	<b>4.94</b>	<b>13,38,081</b>	<b>4.94</b>
<b>16.</b>	<b>J Mytraeyi</b>				
	At the Beginning of the Year ( of face value of Rs 2/- each)	1,18,450	0.45	1,18,450	0.45
	Increase /Decrease during the period)	0	0.00	1,18,450	0.44
	<b>At the End of the Year ( of face value of Rs 2/- each)</b>	<b>1,18,450</b>	<b>0.44</b>	<b>1,18,450</b>	<b>0.44</b>
<b>17.</b>	<b>Swetha Mythri Janumahanti</b>				
	At the Beginning of the Year ( of face value of Rs 2/- each)	41,040	0.15	41,040	0.15
	Increase /Decrease during the period				
a	11 June 2016 to 17 June 2016 (Market Purchase)	15	0.00	41,055	0.15
b	01 July 2016 to 09 July 2016 (Market Purchase)	1,865	0.01	42,920	0.16
c	22 October 2016 to 28 October 2016 (Market Sale)	-8,870	-0.03	34,050	0.13
	Total Increase /Decrease during the period	-6,990	-0.02		
	<b>At the End of the Year ( of face value of Rs 2/- each)</b>	<b>34,050</b>	<b>0.13</b>	<b>34,050</b>	<b>0.13</b>
<b>18.</b>	<b>Golukonda Satyavati</b>				
	At the Beginning of the Year ( of face value of Rs 2/- each)	79,765	0.30	79,765	0.30
	Increase /Decrease during the period				
a	29 April 2016 to 06 May 2016 (Off Market Acquisition)	90,700	0.34	1,70,465	0.64
b	06 May 2016 to 14 May 2016 (Off Market Acquisition)	20,000	0.07	1,90,465	0.71
c	03 March 2017 to 10 March 2017 (Market Purchase)	3,000	0.01	1,93,465	0.71
	Total Increase /Decrease during the period	1,13,700	0.42		
	<b>At the End of the Year ( of face value of Rs 2/- each)</b>	<b>1,93,465</b>	<b>0.71</b>	<b>1,93,465</b>	<b>0.71</b>



<b>19.</b>	<b>Pattabhi Sai Lakshmi</b>						
	At the Beginning of the Year ( of face value of Rs 2/- each)						
	Increase /Decrease during the period	1,26,410	0.48		1,26,410		0.48
		0	0.00		1,26,410		0.47
	<b>At the End of the Year ( of face value of Rs 2/- each)</b>	<b>1,26,410</b>	<b>0.47</b>		<b>1,26,410</b>		<b>0.47</b>
<b>21.</b>	<b>Prasanna Kumar Golkonda</b>						
	At the Beginning of the Year ( of face value of Rs 2/- each)	1,27,020	0.48		1,27,020		0.48
	Increase /Decrease during the period	0	0.00		1,27,020		0.47
	<b>At the End of the Year ( of face value of Rs 2/- each)</b>	<b>1,27,020</b>	<b>0.47</b>		<b>1,27,020</b>		<b>0.47</b>
<b>22.</b>	<b>P Apparao</b>						
	At the Beginning of the Year ( of face value of Rs 2/- each)	1,160	0.00		1,160		0.00
	Increase /Decrease during the period	0	0.00		1,160		0.00
	<b>At the End of the Year (of face value of Rs 2/- each)</b>	<b>1,160</b>	<b>0.00</b>		<b>1,160</b>		<b>0.00</b>

*(iv) Shareholding Pattern of top ten Shareholders (other than Directors, Promoters and Holders of GDRs and ADRs):*

S.No	Name of the Shareholder	Shareholding at the beginning of the year		Cumulative Shareholding during the year	
		No of Shares	% of total shares of the company	No of Shares	% of total shares of the company
1	<b>BANG SECURITIES PVT.LTD. **</b>				
	At the Beginning of the Year ( of face value of Rs 2/- each)	7,39,625	2.79	7,39,625	2.79
	Increase /Decrease during the period				
a)	13 May 2016 to 20 May 2016 (Market Sale)	-350625	-1.31	3,89,000	1.45
b)	30 June 2016 to 01 July 2016 (Market sale)	-84876	-0.32	3,04,124	1.14
c)	01 July 2016 to 09 July 2016 (Market sale)	-203418	-0.76	1,00,706	0.38
d)	09 July 2016 to 15 July 2016 (Market sale)	-100706	-0.38	0	0.00
	Total Increase /Decrease during the period	-7,39,625	-2.76		
	<b>At the End of the Year ( of face value of Rs 2/- each)</b>	<b>0</b>	<b>0.00</b>	<b>0</b>	<b>0.00</b>
2	<b>PASSAGE TO INDIA MASTER FUND LIMITED</b>				
	At the Beginning of the Year ( of face value of Rs 2/- each)	6,13,215	2.31	6,13,215	2.31
	Increase /Decrease during the period				
a)	01 April 2016 to 08 April 2016 (Market Sale)	-60,908	-0.23	5,52,307	2.08
b)	08 April 2016 to 16 April 2016 (Market Sale)	-10,000	-0.04	5,42,307	2.04
c)	16 April 2016 to 23 April 2016 (Market Sale)	-9,032	-0.03	5,33,275	1.99
d)	11 June 2016 to 18 June 2016 (Market Sale)	-3,000	-0.01	5,30,275	1.98
e)	18 June 2016 to 24 June 2016 (Market Purchase)	65,000	0.24	5,95,275	2.22
f)	15 July 2016 to 23 July 2016 (Market Purchase)	20,000	0.07	6,15,275	2.30



g)	23 July 2016 to 29 July 2016 (Market Purchase)	10,000	0.04	6,25,275	2.33
h)	23 December 2016 to 30 December 2016 (Market sale)	-14,091	-0.05	6,11,184	2.28
I)	30 December 2016 to 06 January 2016 (Market sale)	-10,909	-0.04	6,00,275	2.24
	Total Increase /Decrease during the period	-12,940	-0.05		
	<b>At the End of the Year ( of face value of Rs 2/- each)</b>	<b>6,00,275</b>	<b>2.22</b>	<b>6,00,275</b>	<b>2.22</b>
3	<b>SANDEEP TANDON (L Folio No. 10000227) **</b>				
	At the Beginning of the Year ( of face value of Rs 2/- each)	3,93,250	1.48	3,93,250	1.48
	Increase /Decrease during the period				
a)	17 March 2017 to 24 March 2017 (Market sale)	-3,93,250	-1.45	0	0.00
	Total Increase /Decrease during the period	-3,93,250	-1.45		
	<b>At the End of the Year ( of face value of Rs 2/- each)</b>	<b>0</b>	<b>0.00</b>	<b>0</b>	<b>0.00</b>
4	<b>G ARAVINDA</b>				
	At the Beginning of the Year ( of face value of Rs 2/- each)	3,80,855	1.43	3,80,855	1.43
	Increase /Decrease during the period				
a)	24 September 2016 to 30 September 2016 (Market sale)	-623	0.00	3,80,232	1.42
b)	16 December 2016 to 23 December 2016 (Market sale)	-500	0.00	3,79,732	1.42
c)	10 March 2017 to 17 March 2017 (Market sale)	-460	0.00	3,79,272	1.40
	Total Increase /Decrease during the period	-1,583	0.00		
	<b>At the End of the Year ( of face value of Rs 2/- each)</b>	<b>3,79,272</b>	<b>1.40</b>	<b>3,79,272</b>	<b>1.40</b>
5	<b>GOLCONDA KIRAN KUMAR</b>				
	At the Beginning of the Year ( of face value of Rs 2/- each)	3,54,320	1.33	3,54,320	1.33
	Increase /Decrease during the period				
a)	01 April 2016 to 08 April 2016 (Market Purchase)	6,360	0.02	3,60,680	1.36

b)	29 April 2016 to 06 May 2016 (Market Sale)	-90,700	-0.34	2,69,980	1.01
c)	06 May 2016 to 13 May 2016 (Market Sale)	-20,301	-0.08	2,49,679	0.93
d)	04 June 2016 to 11 June 2016 (Market Purchase)	1,618	0.01	2,51,297	0.94
e)	11 June 2016 to 18 June 2016 (Market Purchase)	1,000	0.00	2,52,297	0.94
f)	20 August 2016 to 26 August 2016 (Market Purchase)	1,897	0.01	2,54,194	0.95
	Total Increase /Decrease during the period	-1,00,126	-0.37		
	<b>At the End of the Year ( of face value of Rs 2/- each)</b>	<b>2,54,194</b>	<b>0.94</b>	<b>2,54,194</b>	<b>0.94</b>
6	<b>SUNKARAPALLI HIMABINDU *</b>				
	At the Beginning of the Year ( of face value of Rs 2/- each)	2,23,075	0.84	2,23,075	0.84
	Increase /Decrease during the period				
a)	13 May 2016 to 20 May 2016 (Market Sale)	-30,000	-0.11	1,93,075	0.72
b)	29 July 2016 to 05 August 2016 (Market Purchase)	61,340	0.23	2,54,415	0.95
c)	05 August 2016 to 12 August 2016 (Market Sale)	-16,540	-0.06	2,37,875	0.89
	Total Increase /Decrease during the period	14,800	0.06		
	<b>At the End of the Year ( of face value of Rs 2/- each)</b>	<b>2,37,875</b>	<b>0.88</b>	<b>2,37,875</b>	<b>0.88</b>
7	<b>T VIMALA</b>				
	At the Beginning of the Year ( of face value of Rs 2/- each)	2,54,155	0.96	2,54,155	0.96
	Increase /Decrease during the period				
a)	29 April 2016 to 06 May 2016 (Market Sale)	-53,306	-0.20	2,00,849	0.75
b)	06 May 2016 to 13 May 2016 (Market Sale)	-23,132	-0.09	1,77,717	0.66
c)	13 May 2016 to 20 May 2016 (Market Sale)	-4,717	-0.02	1,73,000	0.65
d)	20 May 2016 to 28 May 2016 (Market Purchase)	8,800	0.03	1,81,800	0.68
e)	24 June 2016 to 30 June 2016 (Market Purchase)	200	0.00	1,82,000	0.68
f)	30 June 2016 to 01 July 2016 (Market Purchase)	100	0.00	1,82,100	0.68



g)	01 July 2016 to 09 July 2016 (Market Purchase)	900	0.00	1,83,000	0.68
h)	18 November 2016 to 25 November 2016 (Market Purchase)	9,250	0.03	1,92,250	0.72
I)	23 December 2016 to 30 December 2016 (Market Purchase)	8,750	0.03	2,01,000	0.75
	Total Increase /Decrease during the period	-53,155	-0.20		
	<b>At the End of the Year ( of face value of Rs 2/- each)</b>	<b>2,01,000</b>	<b>0.74</b>	<b>2,01,000</b>	<b>0.74</b>
8	<b>MOLD TEK TECHNOLOGIES LIMITED-UNCLAIMED</b>				
	At the Beginning of the Year ( of face value of Rs 2/- each)	2,24,445	0.85	2,24,445	0.85
	Increase /Decrease during the period				
a)	08 April 2016 to 16 April 2016	-2,770	-0.01	2,21,675	0.83
b)	23 April 2016 to 29 April 2016	-105	0.00	2,21,570	0.83
c)	15 July 2016 to 23 July 2016	-420	0.00	2,21,150	0.83
d)	02 September 2016 to 09 September 2016	61,930	0.23	2,83,080	1.06
e)	22 October 2016 to 28 October 2016	-1,050	0.00	2,82,030	1.05
f)	05 November 2016 to 11 November 2016	-140	0.00	2,81,890	1.05
g)	09 December 2016 to 16 December 2016	-15	0.00	2,81,875	1.05
h)	06 January 2017 to 13 January 2017	-280	0.00	2,81,595	1.05
I)	28 January 2017 to 03 February 2017	-280	0.00	2,81,315	1.05
	Total Increase /Decrease during the period	56,870	0.21		
	<b>At the End of the Year ( of face value of Rs 2/- each)</b>	<b>2,81,315</b>	<b>1.04</b>	<b>2,81,315</b>	<b>1.04</b>
9	<b>MANASA YEDDULA *</b>				
	At the Beginning of the Year ( of face value of Rs 2/- each)	2,03,570	0.77	2,03,570	0.77
	Increase /Decrease during the period	0	0.00	2,03,570	0.75
	<b>At the End of the Year ( of face value of Rs 2/- each)</b>	<b>2,03,570</b>	<b>0.75</b>	<b>2,03,570</b>	<b>0.75</b>

10	<b>SANDEEP TANDON (L Folio No. 10002294) **</b>								
	At the Beginning of the Year ( of face value of Rs 2/- each)			2,30,225		0.87		2,30,225	0.87
	Increase /Decrease during the period								
a)	03 March 2017 to 10 March 2017 (Market Sale)			-1,817		-0.01		2,28,408	0.84
b)	10 March 2017 to 17 March 2017 (Market Sale)			-2,11,550		-0.78		16,858	0.06
c)	17 March 2017 to 23 March 2017 (Market Sale)			-16,858		-0.06		0	0.00
	Total Increase /Decrease during the period			-2,30,225		-0.85			
	<b>At the End of the Year ( of face value of Rs 2/- each)</b>			<b>0</b>		<b>0.00</b>		<b>0</b>	<b>0.00</b>
13	<b>AKG FINVEST LTD</b>								
	At the Beginning of the Year ( of face value of Rs 2/- each)			3,05,000		1.15		3,05,000	1.15
	Increase /Decrease during the period								
a)	13 May 2016 to 20 May 2016 (Market Purchase)			10,000		0.04		3,15,000	1.18
b)	16 September 2016 to 24 September 2016 (Market Purchase)			2,785		0.01		3,17,785	1.19
c)	24 September 2016 to 30 September 2016 (Market Purchase)			26,215		0.10		3,44,000	1.28
d)	11 November 2016 to 18 November 2016 (Market Purchase)			13,000		0.05		3,57,000	1.33
e)	18 November 2016 to 25 November 2016 (Market Purchase)			4,000		0.01		3,61,000	1.35
f)	10 February 2017 to 18 February 2017 (Market Purchase)			5,642		0.02		3,66,642	1.37
g)	03 March 2017 to 10 March 2017 (Market Purchase)			13,191		0.05		3,79,833	1.40
h)	10 March 2017 to 17 March 2017 (Market Purchase)			1,67,406		0.62		5,47,239	2.02
I)	17 March 2017 to 24 March 2017 (Market Purchase)			1,80,693		0.67		7,27,932	2.69
j)	24 March 2017 to 31 March 2017 (Market Purchase)			3,36,899		1.24		10,64,831	3.93
	Total Increase /Decrease during the period			7,59,831		2.81			
	<b>At the End of the Year ( of face value of Rs 2/- each)</b>			<b>10,64,831</b>		<b>3.93</b>		<b>10,64,831</b>	<b>3.93</b>





12	<b>UNO METALS LTD</b>						
	At the Beginning of the Year ( of face value of Rs 2/- each)		2,65,453	1.00		2,65,453	1.00
	Increase /Decrease during the period						
a)	01 April 2016 to 08 April 2016 (Market Purchase)		61,914	0.23		3,27,367	1.23
b)	08 April 2016 to 16 April 2016 (Market Purchase)		16,633	0.06		3,44,000	1.30
c)	16 April 2016 to 23 April 2016 (Market Purchase)		28,756	0.11		3,72,756	1.39
d)	23 April 2016 to 29 April 2016 (Market Purchase)		46,004	0.17		4,18,760	1.56
e)	29 April 2016 to 06 May 2016 (Market Purchase)		1,16,639	0.44		5,35,399	2.00
f)	06 May 2016 to 13 May 2016 (Market Purchase)		91,457	0.34		6,26,856	2.34
g)	13 May 2016 to 20 May 2016 (Market Purchase)		73,144	0.27		7,00,000	2.61
h)	20 May 2016 to 28 May 2016 (Market Purchase)		1,80,000	0.67		8,80,000	3.29
I)	11 June 2016 to 18 June 2016 (Market Purchase)		73,100	0.27		9,53,100	3.56
j)	16 September 2016 to 24 September 2016 (Market Purchase)		900	0.00		9,54,000	3.56
k)	11 November 2016 to 18 November 2016 (Market Sale)		-3,27,000	-1.22		6,27,000	2.34
l)	18 November 2016 to 25 November 2016 (Market Purchase)		25,000	0.09		6,52,000	2.43
m)	23 December 2016 to 30 December 2016 (Market Purchase)		4,462	0.02		6,56,462	2.45
n)	28 January 2017 to 03 February 2017 (Market Purchase)		8,000	0.03		6,64,462	2.48
o)	10 February 2017 to 18 February 2017 (Market Purchase)		538	0.00		6,65,000	2.48
p)	24 March 2017 to 31 March 2017 (Market Purchase)		50,000	0.18		7,15,000	2.64
	Total Increase /Decrease during the period		4,49,547	1.68			
	<b>At the End of the Year ( of face value of Rs 2/- each)</b>		<b>7,15,000</b>	<b>2.64</b>		<b>7,15,000</b>	<b>2.64</b>
13	<b>GANPATI DEALCOM PRIVATE LTD *</b>						
	At the Beginning of the Year ( of face value of Rs 2/- each)		0	0.00		0	0.00
	Increase /Decrease during the period						
a)	08 April 2016 to 16 April 2016 (Market Purchase)		3,000	0.01		3,000	0.01

b)	20 May 2016 to 28 May 2016 (Market Purchase)	1,55,000	0.58	1,58,000	0.59
c)	15 October 2016 to 22 October 2016 (Market Purchase)	5,000	0.02	1,63,000	0.61
d)	11 November 2016 to 18 November 2016 (Market Purchase)	1,07,000	0.04	2,70,000	1.01
e)	21 January 2017 to 28 January 2017 (Market Sale)	-8,000	-0.03	2,62,000	0.98
	Total Increase /Decrease during the period	2,62,000	0.98		
	<b>At the End of the Year ( of face value of Rs 2/- each)</b>	<b>2,62,000</b>	<b>0.97</b>	<b>2,62,000</b>	<b>0.97</b>
<b>14</b>	<b>ARCHANA SANDEEP TANDON***</b>				
	At the Beginning of the Year ( of face value of Rs 2/- each)	2,10,000	0.79	2,10,000	0.79
	Increase /Decrease during the period				
a)	28 January 2017 to 03 February 2017 (Market Sale)	-1,08,192	0.40	1,01,808	0.38
b)	03 February 2017 to 10 February 2017 (Market Sale)	-30,528	-0.11	71,280	0.27
c)	10 February 2017 to 18 February 2017 (Market Sale)	-44,929	-0.17	26,351	0.10
d)	18 February 2017 to 24 February 2017 (Market Sale)	-26,351	-0.10	0	0.00
	Total Increase /Decrease during the period	-2,10,000	-0.78		
	<b>At the End of the Year ( of face value of Rs 2/- each)</b>	<b>0</b>	<b>0.00</b>	<b>0</b>	<b>0.00</b>

Note: The above information is based on the weekly beneficiary position received from Registrar Transfer & Agent

\* Not in the list of Top 10 shareholders as on 01/04/2016. The same has been reflected above since the shareholder was one of the Top 10 shareholders as on 31/03/2017

\*\* Ceased to be in the list of Top 10 shareholders as on 31/03/2017. The same has been reflected above since the shareholder was one of the Top 10 shareholders as on 01/04/2016

\*\*\*Not in the list of Top 10 shareholders as on 01/04/2016 and 31/03/2017. The same has been reflected above since the shareholder was one of the Top 10 shareholders during the financial year.



**(v) Shareholding of Directors and Key Managerial Personnel:**

S.No	For Each of the Directors and KMP	Shareholding at the beginning of the year		Cumulative Shareholding during the year	
		No. of shares	% of total shares of the company	No. of shares	% of total shares of the company
<b>A.</b>	<b>DIRECTORS :</b>				
<b>1.</b>	<b>Lakshmana Rao Janumahanti (Managing Director)</b>				
	At the Beginning of the Year ( of face value of Rs 2/- each)	1,271,660	4.79	1,271,660	4.79
	Increase /Decrease during the period				
a)	20 May 2016 to 28 May 2016 (Market Purchase)	25,000	0.09	12,96,660	4.84
b)	11 June 2016 to 17 June 2016 (Market Purchase)	23,500	0.09	13,20,160	4.93
c)	17 June 2016 to 24 June 2016 (Market Purchase)	2,470	0.01	13,22,630	4.94
d)	23 December 2017 to 31 December 2017 (Market Purchase)	996	0.00	13,23,626	4.94
e)	06 January 2017 to 13 January 2017 (Market Purchase)	9,400	0.04	13,33,026	4.98
f)	13 January 2017 to 21 January 2017 (Market Purchase)	2,555	0.01	13,35,581	4.99
g)	28 January 2017 to 03 February 2017 (Market Purchase)	1,000	0.00	13,36,581	4.99
h)	03 February 2017 to 18 February 2017 (Market Purchase)	1,500	0.01	13,38,081	5.00
	Total Increase /Decrease during the period	66,421	0.25		
	<b>At the End of the Year ( of face value of Rs 2/- each)</b>	<b>13,38,081</b>	<b>4.94</b>	<b>13,38,081</b>	<b>4.94</b>
<b>2.</b>	<b>Janumahanti Sudha Rani(Whole Time Director)</b>				
	At the Beginning of the Year ( of face value of Rs 2/- each)	19,73,210	7.43	19,73,210	7.43
	Increase /Decrease during the period				
a)	01 July 2016 to 09 July 2016 (Market Purchase)	5,000	0.02	19,78,210	7.39
b)	23 July 2016 to 05 August 2016 (Market Purchase)	2,960	0.01	19,81,170	7.40
c)	20 August 2016 to 26 August 2016 (Market Purchase)	2,000	0.01	19,83,170	7.40
d)	26 August 2016 to 02 September 2016 (Market Purchase)	8,238	0.03	19,91,408	7.44
e)	02 September 2016 to 09 September 2016 (Market Purchase)	3,909	0.01	19,95,317	7.45

<b>f)</b>	13 September 2016 to 16 September 2016 (Market Purchase)	100	0.00	19,95,417	7.45
<b>g)</b>	28 January 2017 to 03 February 2017 (Market Purchase)	265	0.00	19,95,682	7.45
<b>h)</b>	24 February 2017 to 03 March 2017 (Market Purchase)	5,141	0.02	20,00,823	7.39
	Total Increase /Decrease during the period	27,613	0.10		
	<b>At the End of the Year ( of face value of Rs 2/- each)</b>	<b>20,00,823</b>	<b>7.39</b>	<b>20,00,823</b>	<b>7.39</b>
<b>3.</b>	<b>A Subramanyam (Director)</b>				
	At the Beginning of the Year ( of face value of Rs 2/- each)	17,65,090	6.65	17,65,090	6.65
	Increase /Decrease during the period	0	0.00	17,65,090	6.52
	<b>At the End of the Year ( of face value of Rs 2/- each)</b>	<b>17,65,090</b>	<b>6.52</b>	<b>17,65,090</b>	<b>6.52</b>
<b>4.</b>	<b>Pattabhi Venkateswara Rao (Director)</b>				
	At the Beginning of the Year ( of face value of Rs 2/- each)	2,28,230	0.86	2,28,230	0.86
	Increase /Decrease during the period	0	0.00	2,28,230	0.84
	<b>At the End of the Year ( of face value of Rs 2/- each)</b>	<b>2,28,230</b>	<b>0.84</b>	<b>2,28,230</b>	<b>0.84</b>
<b>5.</b>	<b>Srinivas Madireddi (Director)</b>				
	At the Beginning of the Year ( of face value of Rs 2/- each)	2,47,590	0.93	2,47,590	0.93
	Increase /Decrease during the period	0	0.00	2,47,590	0.91
	<b>At the End of the Year ( of face value of Rs 2/- each)</b>	<b>2,47,590</b>	<b>0.91</b>	<b>2,47,590</b>	<b>0.91</b>
<b>6.</b>	<b>Venkata Appa Rao Kotagiri (Director)</b>				
	At the Beginning of the Year ( of face value of Rs 2/- each)	4,13,920	1.56	4,13,920	1.56
	Increase /Decrease during the period				
a)	16 September 2016 to 24 September 2016 (Market Purchase)	3,000	0.01	4,16,920	1.56
b)	28 October 2016 to 05 November 2016 (Market Purchase)	10	0.00	4,16,930	1.56
	Total Increase /Decrease during the period	3,010	0.01		
	<b>At the End of the Year ( of face value of Rs 2/- each)</b>	<b>4,16,930</b>	<b>1.54</b>	<b>4,16,930</b>	<b>1.54</b>



<b>7.</b>	<b>Shyamsunder Rao Pillarisetty (Director)</b>								
	At the Beginning of the Year ( of face value of Rs 2/- each)					2,400		0.01	2,400
	Increase /Decrease during the period					0		0.00	2,400
	<b>At the End of the Year ( of face value of Rs 2/- each)</b>					<b>2,400</b>		<b>0.01</b>	<b>2,400</b>
									<b>0.01</b>
<b>8.</b>	<b>Suryaprakash Gulla (Director)</b>								
	At the Beginning of the Year ( of face value of Rs 2/- each)					4,900		0.02	4,900
	Increase /Decrease during the period					0		0.00	4,900
	<b>At the End of the Year ( of face value of Rs 2/- each)</b>					<b>4,900</b>		<b>0.02</b>	<b>4,900</b>
									<b>0.02</b>
<b>9.</b>	<b>Vasant kumar Roy Chintamaneni</b>								
	At the Beginning of the Year (of face value of Rs 2/- each)					--		--	--
	Increase /Decrease during the period					--		--	--
	<b>At the End of the Year ( of face value of Rs 2/- each)</b>					<b>--</b>		<b>--</b>	<b>--</b>
<b>10.</b>	<b>Satya Kishore Nadikatla(Chief Financial Officer)</b>								
	At the Beginning of the Year ( of face value of Rs 2/- each)					--		--	--
	Increase /Decrease during the period					--		--	--
	<b>At the End of the Year ( of face value of Rs 2/- each)</b>					<b>--</b>		<b>--</b>	<b>--</b>
<b>11.</b>	<b>Pooja Jain (Company Secretary)</b>								
	At the Beginning of the Year ( of face value of Rs 2/- each)					--		--	--
	Increase /Decrease during the period					--		--	--
	<b>At the End of the Year ( of face value of Rs 2/- each)</b>					<b>--</b>		<b>--</b>	<b>--</b>

**V. Indebtedness of the Company including interest outstanding/accrued but not due for payment**

( in ₹ )

	Secured Loans excluding deposits	Unsecured Loans	Deposits	Total Indebtedness
<b>Indebtedness at the beginning of the financial year</b>				
i) Principal Amount	83122733		508400	83631133
ii) Interest due but not paid				
iii) Interest accrued but not due				
<b>Total (i+ii+iii)</b>	83122733		508400	83631133
<b>Change in Indebtedness during the financial year</b>				
i) Addition				
ii) Reduction	(37059167)		(182286)	(37241453)
<b>Net Change</b>				
<b>Indebtedness at the end of the financial year</b>				
i) Principal Amount	46,063,567	-	326,114	46,389,681
ii) Interest due but not paid	-	-		-
iii) Interest accrued but not due	-	-		-
<b>Total (i+ii+iii)</b>	46,063,567	-	326,114	46,389,681



## VI. REMUNERATION OF DIRECTORS AND KEY MANAGERIAL PERSONNEL:

### A. Remuneration to Managing Director, Whole-time Directors and/or Manager:

(In ₹)

S.No	Particulars of Remuneration	Name of MD/WTD/Manager				Total Amount
		Lakshmana Rao Janumahanti (Managing Director)	Janumahanti Sudha Rani (Whole Time Director)	A. Subramanyam (Promoter Director)	P.VenkateswaraRao (Promoter Director)	
1	Gross salary					
(a)	Salary as per provisions contained in section 17(1) of the Income-tax Act, 1961	21,00,000	54,00,000	--	--	75,00,000
(b)	Value of perquisites u/s 17(2) Income-tax Act, 1961	28,18,095	10,53,422	--	--	38,71,517
(c)	Profits in lieu of salary under section 17(3) Income-tax Act, 1961	--	--	--	--	--
2	Stock Option	--	--	--	--	--
3	Sweat Equity	--	--	--	--	--
4	Commission - as % of profit - others, specify...	--	--	--	--	--
5	Others, please specify – Leave encashment	--	--	--	--	--
<b>Total (A)</b>		<b>49,18,095</b>	<b>64,53,422</b>	<b>--</b>	<b>--</b>	<b>1,13,71,517</b>
<b>Ceiling as per the Act</b>		The remuneration for Ms. J. Sudha Rani is as per the resolution passed in the postal ballot dated 13th April, 2015 and J. Lakshmana Rao, Chairman & Managing Director is drawing salary from two companies - Mold-Tek Packaging Limited and Mold-Tek Technologies Limited, aggregating to Rs. 1,36,39,767, pursuant to members approval accorded at the 18th Annual General Meeting of Mold-Tek Packaging Limited held on 28th September 2015 and 31st Annual General Meeting of Mold-Tek Technologies Limited held on 28th September 2015				

**B. Remuneration to other Directors:****(In ₹)**

S.No	Particulars of Remuneration	Name of Directors				Total Amount
		1 *	2 *	3 *	4 *	5 *
	<b>Independent Directors, /Non-Executive Directors</b>					
	■ Fee for attending board / committee meetings	50,000	40,000	70,000	30,000	10,000
	■ Commission	NIL	NIL	NIL	NIL	NIL
	■ Others, please specify	NIL	NIL	NIL	NIL	NIL
	<b>Total Managerial Remuneration</b>	<b>1,15,71,517</b>				
	<b>Overall Ceiling as per the Act**</b>	<b>Not Applicable</b>				

1. M Srinivas
2. K V Appa Rao
3. P Shyam Sunder Rao
4. Surya prakash Gulla
5. C V Roy





**C. Remuneration to key managerial personnel other than MD/MANAGER/WTD:**

(In ₹)

S.No	Particulars of Remuneration	CEO	Satya Kishore N (Chief Financial Officer)	Pooja Jain (Company Secretary)	Total
1					
(a)	Salary as per provisions contained in section 17(1) of the Income - tax Act, 1961		11,55,003	1,80,000	13,35,003
(b)	Value of perquisites u/s 17(2) Income - tax Act, 1961		—	—	—
(c)	Profits in lieu of salary under section 17(3) Income tax Act, 1961		—	—	—
2	Stock Option		—	—	—
3	Sweat Equity		—	—	—
4	Commission - as % of profit - others, specify...		—	—	—
5	Others, please specify		—	—	—
<b>Total (A)</b>			11,55,003	1,80,000	13,35,003

**VII. PENALTIES / PUNISHMENT/ COMPOUNDING OF OFFENCES:**

Type	Section of the Companies Act	Brief Description	Details of Penalty / Punishment/ Compounding fees imposed	Authority [RD / NCLT/ COURT]	Appeal made, if any (give Details)
Penalty			None		
Punishment			None		
Compounding			None		
<b>C. OTHER OFFICERS IN DEFAULT</b>					
Penalty			None		
Punishment			None		
Compounding			None		



## MANAGEMENT DISCUSSION & ANALYSIS REPORT

### GLOBAL KPO INDUSTRY

As per the Global BPO Business Analytics Market 2017, the global BPO business analytics market to grow at a CAGR of 33.97 % during the period 2017-2021 compared to 23% predicted during the last year.

Services sector contributes more than 60% to India's economy and 28% to the total employment. Attracting highest FDI inflows, services sector is on a growth trajectory driven by digital efforts of the government and highly skilled manpower

### IT ENGINEERING SERVICES OVERVIEW

According to data from the Engineering Export Promotion Council of India, engineering exports from India grew 11.33 per cent year-on-year to reach US\$ 65.23 billion in FY 2016-17.

Share of India's engineering exports to total merchandise exports also improved to 23.75 percent in 2016-17 from 22.34 percent in 2015-16. The Engineering Exports April-July 2017 growth is 13% compared to April-July 2016.

Nasscom forecasts India's IT Industry Export Revenues to grow at 7-8%. Revenue for the domestic market is projected to grow at 10-11% in 2017-18. The Indian IT industry is expected to add around 130,000-150,000 new jobs during the year.

### Government Initiative

The Indian engineering sector is of strategic importance to the economy owing to its intense integration with other industry segments. The engineering sector is a growing market. Spending on engineering services is projected to increase to US\$ 1.1 trillion by 2020

The engineering sector in India attracts immense interest from foreign players as it enjoys a comparative advantage in terms of manufacturing costs, technology and innovation. The above, coupled with favourable regulatory policies and growth in the manufacturing sector has enabled

several foreign players to invest in India. The foreign direct investment (FDI) inflows into India's miscellaneous mechanical and engineering industries during April 2000 to March 2017 stood at around US\$ 3.31 billion, as per data released by the Department of Industries Policy and Promotion (DIPP)

Social, Mobility, Analytics and Cloud (SMAC) are collectively expected to offer a US\$ 1 trillion opportunity. Cloud represents the largest opportunity under SMAC, increasing at a CAGR of approximately 30 per cent to around US\$ 650-700 billion by 2020.

Also with the introduction of the Goods and Services Tax (GST) by the Government of India, The company is able to get input credit for all purchases of the Capital and other Goods which will ensure the liquidity in the Company.

### Opportunities & Threats

#### Opportunity

During the last two years Civil Engineering Services division have started adding class I contractors and fabricators in USA as clients which will be adding to the top line from the Financial Year 2017-18. With increased Quality Checks & new systems, the quality of our output has improved considerably attracting appreciation from our clients.

Mechanical Engineering Services division has started working on different domains of Mechanical Engineering. Also the Company is looking to spread its Mechanical Engineering Services to US market where the MES Division is seeking new clients to add to the growth of the Company.

IT division will be looking to add Fixed clients contracts where in the margin will be steady and enquiries from US and Middle East are improving in the current Financial year 2017-18

#### Threats

Following are some of the major risks any business faces and tries to address the same through

corporate actions:

**Financial Risks** - includes foreign currency rate fluctuations, liquidity and leverage.

**Legal and Statutory Risks** - includes contractual liabilities & statutory compliances.

**Competition Risks** - New competitors may enter the markets in which your company operates.

### Product wise performance

The company's provides Structural engineering, detailing and mechanical engineering services as segmented below.

Sales		₹ In Lakhs
Type of business	2016-17	2015-16
Structural Engineering & Detailing	4757.27	3527.55
Mechanical Engineering Services	654.14	607.24
Information Technology Services	178.44	641.09
<b>Total</b>	<b>5589.85</b>	<b>4775.88</b>

### Outlook

The Company has opened a new Branch in Chennai, Tamilnadu in May 2017 to further enhance its capacity in Civil Engineering Services. Company also moved into a 100 seater capacity office in Vijayawada, Andhra Pradesh. Company is also discussing with other Structural Engineering Services companies in North America for possible acquisitions/ Joint Ventures to enhance its operations in Civil Engineering. We are continuously adding Large & Medium size Clients while we are in the process of improving efficiencies in our production centers.

### Planning & QA/QC:

To handle the number of projects and big size projects in an effective way, we are now more focussed on the planning with some effective and user-friendly tools.

Strong QA systems and SOP's have been drawn and implemented for QA/QC process to make sure the

quality drawings have been delivered to the clients

Overall the financial year 2017 – 2018 seems to be promising and will form foundation for faster growth in future.

Mechanical Engineering Services has started catering its professional engineering services to Industrial Equipment (Special Purpose Machines) and Commercial Bus / Rail coach industry segments in Europe and North American regions. MES also acquired new clients and expanded the business horizons in Automotive (Body In White) industry segment. New delivery center in Pune, Maharashtra has started functioning from November 2016 with 24 engineers catering to BIW services and looking forward to expand the strength in the coming months.

### Risks and Concerns

The risk management process is continuously improved and adapted to the changing global scenario. Company is always cautious and preventive about strategic, operational and financial risks across various levels which are applicable to any business; the company does not foresee any serious areas of concern. Company's services mainly based on human resources, company is aggressively taking care of employee satisfaction and facilities to mitigate the any risk. The company is obtaining adequate insurance coverage for its assets.

### Internal control systems and their adequacy

The Company has in place adequate systems of internal control commensurate with its size and the nature of its operations. These have been designed to provide reasonable assurance with regard to recording and providing reliable financial and operational information, complying with applicable statutes, safeguarding assets from unauthorized use or losses, executing transactions with proper authorization and ensuring compliance of corporate policies.

The Company has a well-defined delegation of power with authority limits for approving revenues as well as expenditure. Processes for formulating and reviewing annual and long term business plans



have been laid down. The management of risks and opportunities in the Company's activities. The internal audit process is designed to review the adequacy of internal control checks in the system and covers all significant areas of the Company's operations.

### Discussion on financial performance with respect to operational performance

The details of financial performance of the company are in the Balance sheet, Profit and Loss Account and other financial statements attached to the Annual Report. Highlights for the year 2016-17 on standalone and consolidated basis are as under:

₹ In Lakhs

Particulars	Standalone	Consolidated
Service Sales	5589.85	6308.22
Profit before interest, depreciation & Tax	880.06	914.74
Profit After Tax	428.11	442.29
EBIDTA	880.06	914.74
EPS (₹ 2 Face Value)	1.60	1.65

### Operational Performance

On a Standalone basis, the Company achieved a standalone Revenue of ₹ 5589.85 lakhs as against ₹ 4775.88 lakhs achieved during 12 months of previous year, reflecting a growth of 17.04%.

On a Consolidated basis, the Company achieved a consolidated Revenue of ₹ 6308.22 lakhs as against ₹ 5291.96 lakhs achieved during 12 months of previous year, reflecting a growth of 19.20%.

The Company has opened a new branch in Chennai, Tamilnadu, recently to further enhance its capacity in Civil Engineering Services.

The Branches opened in Vijayawada & Pune are performing well and will be growing further in the next quarters.

In Mechanical Engineering Services apart from the Automobile, Company is adding clients in other domains including Bus body, SPMs, Telecom, Railways and Industrial Automation.

Company is also discussing with other Structural Engineering services companies in North America for possible acquisitions/Joint Ventures to enhance its operations.

### Human Resources

The HRD department has been suitably enlarged to handle increasing number of skilled manpower in the KPO Division. The company continues to benchmark and build its HR practices to help attract, retain and develop requisite talent to support its growth. HR's ability to support business strategy with its human capital strategy is an important determinant to the company's future business performance. The company has put in place systematic recruitment processes. The principle feature of the company's HR strength is its multipronged talent acquisition and retention strategy.

New performance bonus and measurable KRA's at all levels of employees ensure better efficiencies and recognition of talented resources.

Employee/ employer relations were cordial throughout the year. Measures for safety of the employees, training and development continued to receive top priorities. HR at Mold-Tek plays a key strategic role to support the organization and its various ecosystems in achieving various goals and targets set by deploying best practices and measures.

### Cautionary Statement

Certain statements in the Management Discussion and Analysis describing the company's views about the Industry, expectations/ predictions, objectives etc., may be forward looking within the meaning of applicable laws and regulations. Actual results may differ from those expressed in the statement. Company's operations may inter-alia affect with the supply and demand situations, input prices and their availability, changes in Government regulations, tax laws and other factors such as industrial relations and economic developments etc.

## Report on Corporate Governance

### COMPANY'S PHILOSOPHY ON CORPORATE GOVERNANCE

Corporate Governance is the combination of practices and compliance with laws and regulations leading to effective control and management of the organization. We consider stakeholders as our partners in our success and remain committed to maximizing stakeholder value. Good Corporate Governance leads to long-term stakeholder value. This is demonstrated in shareholder returns, governance processes and an entrepreneurial performance focused work environment. Additionally, our customers have benefited from high quality products delivered on time at high competitive prices.

Mold-Tek Technologies Limited therefore believes that Corporate Governance is not an end in itself but is a catalyst in the process of maximization of shareholder value. Therefore, shareholder value as an objective is woven into all aspects of Corporate Governance - the underlying philosophy, development of roles, creation of structures and continuous compliance with standard practices. For Mold-Tek Technologies Limited, however, good corporate governance has been a cornerstone of the entire management process, the emphasis being on professional management with a decision making model based on decentralization, empowerment and meritocracy.

### BOARD OF DIRECTORS

#### Composition

The Company's Board comprises of nine Directors including

Two Executive Promoter Directors (Including One Women Director)

Two Non-Executive Promoter Directors

Five Independent Directors

The Composition of the Board is in conformity with Regulation 17 of SEBI (LODR) Regulations, 2015.

None of the Directors is a member of more than 10 committees or chairman of more than 5 committees across all the companies in which they are directors.

#### Board Meetings

The Board of Directors met 7 (Seven) times during the financial year 2016-17 i.e. 20th April 2016, 17th May 2016, 10th June 2016, 10th August 2016, 09th November 2016, 23rd December 2016, 09th February, 2017. The maximum gap between any two meetings was less than 120 days as stipulated under Section 173 of Companies Act, 2013 and Regulation 17(2) of SEBI (LODR) Regulations, 2015.



## Board Meetings/AGM – Attendance & Directorships/Committee Memberships

Name of the Director	Category	Number of Board Meetings attended during the year 2016-17	Whether attended last AGM on 19th September, 2016	No of Directorships in other Companies (Including Private Limited Companies)		No of committee positions in other public companies*	
				Chairman	Member	Chairman	Member
J.Lakshmana Rao (Managing Director)	Executive Promoter Director	07	Yes	1	--	--	--
J. Sudha Rani (Whole Time Director)	Executive Promoter Director	07	Yes	--	--	--	--
A. Subramanyam	Non- Executive Promoter Director	05	Yes	--	1	--	--
P. Venkateswara Rao	Non - Executive Promoter Director	07	Yes	--	1	--	--
M. Srinivas	Non-Executive Independent Director	05	Yes	--	--	--	--
P Shyam Sunder Rao	Non-Executive Independent Director	04	No	--	3	2	2
K.V. Appa Rao	Non-Executive Independent Director	04	No	--	2	--	--
Dr Surya Prakash Gulla	Non-Executive Independent Director	03	No	--	--	--	--
C. Vasant Kumar Roy	Non-Executive Independent Director	01	No	--	2	--	--

Note: In accordance with Regulation 26 of SEBI (LODR) Regulations, 2015, membership/chairmanship of only audit committee, shareholders/investors relationship committee of all companies has been considered.

### Relationship of Directors inter-se

Mr. J. Lakshmana Rao is Spouse of Ms. J. Sudha Rani and brother-in-law of Mr. A. Subramanyam.

Ms. J. Sudha Rani is spouse of Mr. J. Lakshmana Rao and sister of Mr. A. Subramanyam.

Mr. A. Subramanyam is a brother in law of Mr. J. Lakshmana Rao and brother of Ms. J. Sudha Rani.

### Familiarisation Programme for Independent Directors:

In terms of Regulation 25(7) of the SEBI (LODR) Regulations, 2015, the Company should conduct Familiarization Programs for Independent Directors about their roles, rights, responsibilities in the company, nature of the industry in which the company operates, business model of the company, etc., through various initiatives. The details of programmes are available on website of company at [www.moldtekgroup.com](http://www.moldtekgroup.com) - Investor-Corporate Governance.

**BOARD COMMITTEES****Audit Committee****Overall Purpose/Objectives**

The purpose of the Audit Committee is to assist the Board of Directors ("Board") in reviewing the financial Information which will be provided to the shareholders and others, reviewing the systems of internal controls established in the Company, appointing, retaining and reviewing the performance of internal accountants/ internal auditors and overseeing the Company's accounting and financial reporting process and the audit of the Company's financial statements.

**Powers and Terms of reference**

The Power and terms of reference of the Audit Committee are as mentioned under Regulation 18 and Part C of Schedule II SEBI (LODR) Regulations,

2015 read with Section 177 of the Companies Act, 2013.

**Composition & Meeting**

The Audit Committee comprises of five Non-Executive Independent Directors and is chaired by Mr P Shyam Sunder Rao. The composition of the Audit Committee meets the requirements of section 177 of the Companies Act, 2013 and Regulation 18 of SEBI (LODR) Regulations, 2015.

Four meetings of the Audit Committee were held during the financial year 2016-17. The dates on which the said meetings were held are as follows: 17th May 2016, 10th August 2016, 09th November 2016, and 09th February 2017.

The composition of Audit Committee and particulars of meeting attended by the members of the Audit Committee during the year are given below.

Name & Category	Whether Chairman/ Member	No of Meetings attended during the year 2016-2017
P. Shyam Sunder Rao, Independent Non-Executive Director	Chairman	3
M. Srinivas, Independent Non-Executive Director*	Member	4
Dr. K.V. Appa Rao, Independent Non-Executive Director	Member	2
Dr. Surya Prakash Gulla, Independent Non Executive Director	Member	1
C. Vasant Kumar Roy, Independent Non Executive Director	Member	1

\* M. Srinivas was appointed as Chairman for Audit Committee in the meeting dated 10th August, 2016 in absence of Mr. P. Shyam Sunder Rao.

**II Nomination & Remuneration Committee****Terms of Reference**

The powers and terms of reference of the Nomination and Remuneration Committee are as mentioned in Regulation 19 and part D of Schedule II of SEBI (LODR) Regulations, 2015, read with Section 178 of the Companies Act, 2013, Nomination, Remuneration and Performance Evaluation Policy and as entrusted

by Board of Directors from time to time.

The terms of reference to the Nomination and Remuneration Committee also includes:

- Recommend employees stock option scheme
- Administer the employee stock option schemes.





## Composition & Meeting

The Nomination & Remuneration Committee comprises of 5 Non-Executive Independent Directors and chaired by Mr. P Shyam Sunder Rao. The composition of the Nomination & Remuneration Committee meets the requirements of section 178 of the Companies Act, 2013 and Regulation 19 of SEBI (LODR) Regulations, 2015.

Two meeting of the Nomination & Remuneration Committee were held during the financial year 2016-2017. The date on which the said meetings were held are as follows: 10th August, 2016 and 09th February, 2017.

The composition of Nomination & Remuneration Committee and particulars of meeting attended by the members of the Committee are given below.

Name & Category	Whether Chairman/ Member	No of Meetings attended during the year 2016-2017
P. Shyam Sunder Rao, Independent Non-Executive Director	Chairman	1
M. Srinivas, Independent Non-Executive Director*	Member	2
Dr. K. V. Appa Rao, Independent Non-Executive Director	Member	2
Dr. Surya Prakash Gulla, Independent Non Executive Director	Member	1
C. Vasant Kumar Roy, Independent Non Executive Director	Member	0

\* M. Srinivas was appointed as Chairman for Nomination & Remuneration Committee in the meeting date 10th August, 2016 in absence of Mr. P.Shyam Sunder Rao.

## **Nomination, Remuneration and Board Evaluation Policy**

The Company has formulated a Nomination, Remuneration and Board Evaluation Policy as per the provisions of Section 178 of Companies Act, 2013 and Regulation 19 of SEBI (LODR) Regulations, 2015 which, inter- alia, lays down the criteria for identifying the persons who are qualified to be appointed as Directors and such persons who may be appointed as senior management personnel of the Company and lays down the criteria for determining the remuneration of the Directors, key managerial personnel (KMP) and other employees.

Nomination, Remuneration and Board Evaluation Policy provides for the following attributes for Appointment and removal of Director, KMP and senior management.

## **Appointment criteria and qualification:**

- The Committee shall identify and ascertain the integrity, qualification, expertise and experience of the person for appointment as director in terms of diversity policy of the Board and recommend to the board his / her appointment.
- For the appointment of KMP (other than managing/whole-time director) or senior management, a person should possess adequate qualification, expertise and experience for the position he/she is considered for the appointment. Further, for administrative convenience, as regards the appointment of KMP (other than managing/whole time director) or senior management, the managing director is authorized to identify and appoint a suitable person for such position. However, if the need be, the managing director may consult

the committee/board for further directions/ guidance.

**Term:**

- The term of the directors including managing / whole time director / independent director shall be governed as per the provisions of the Companies Act, 2013 and Rules made thereunder and SEBI (LODR) Regulations, 2015, as amended from time to time; whereas, the term of the KMP (other than the managing / whole time director) and senior management shall be governed by the prevailing HR policies of the company.

**Evaluation:**

- The Committee shall carry out evaluation of performance of every Director.
- The Committee shall identify evaluation criteria which will evaluate Directors based on knowledge to perform the role, time and level of participation, performance of duties, level of oversight, professional conduct and independence. The appointment / re-appointment / continuation of directors on the board shall be subject to the outcome of the yearly evaluation process.

**Removal:**

- Due to reasons for any disqualification mentioned in the Companies Act 2013 or under any other applicable act, rules and regulations there under and / or for any disciplinary reasons and subject to such applicable acts, rules and regulations and the Company's prevailing HR policies, the Committee may recommend, to the Board, with reasons recorded in writing, removal of a director, KMP or senior management.

**Remuneration of Managing / Whole-time Director, KMP and Senior Management:**

- The remuneration / compensation / commission, etc., as the case may be, to the managing / whole time director will be determined by the Committee and recommended to the Board for

approval. The remuneration / compensation / commission, etc., as the case may be, shall be subject to the prior / post approval of the shareholders of the Company and central government, wherever required and shall be in accordance with the provisions of the Act and Rules made thereunder. Further, the managing director of the Company is authorized to decide the remuneration of KMP (other than Managing / Whole Time Director) and Senior Management, and which shall be decided by the Managing Director based on the standard market practice and prevailing HR policies of the Company.

**Remuneration to Non-executive / Independent Director:**

- The remuneration / commission / sitting fees, as the case may be, to the Non-Executive / Independent Director, shall be in accordance with the provisions of the Companies Act, 2013 and the Rules made thereunder for the time being in force or as may be decided by the committee / board / shareholders.
- An Independent Director shall not be entitled to any stock option of the company unless otherwise permitted in terms of the Companies Act, 2013 and SEBI (LODR) Regulations, 2015, as amended from time to time.

**Details of the Evaluation Process**

In terms of the Nomination, Remuneration and Board Evaluation Policy and the applicable provisions of the Companies Act, 2013 & SEBI (LODR) Regulations, 2015, the Nomination and Remuneration Committee laid down the criteria for evaluation/assessment of the Directors (including the Independent Directors) of the Company and the Board as a whole. The Committee also carried out the evaluation of the performance of each Director of the Company.

The Board conducted formal annual evaluation of its own performance, its Committees and the individual directors (without the presence of



the director being evaluated). Basis the said evaluation, the Nomination and Remuneration Committee has evaluated the Directors and Senior Management Personnel and made recommendations for the appointment/re-appointment/increase in remuneration of the Directors and Senior Management.

#### **Criteria for evaluation of Board (Including Independent Directors) and its Committees.**

The evaluation of the Board (including independent directors) and its committee were based on knowledge to perform the role, attendance, time and level of participation, performance of duties, adequate discharge of responsibilities, level of oversight, understanding of the Company professional conduct, independence, structure and composition, frequency and duration of meetings, its process and procedures, effectiveness of Board/Committees, its financial reporting process, including internal controls, review of compliance under various regulations etc

#### **Meetings of Independent Directors**

A separate meeting of Independent Directors of the Company, without the attendance of Non-Independent Directors and members of management, was held on 9th February, 2017, as required under Schedule IV to the Companies Act, 2013 (Code for Independent Directors) and Regulation 25 of SEBI

(LODR) Regulations, 2015. At the Meeting, the Independent Directors:

- Reviewed the performance of Non-Independent Directors and the Board as a whole;
- Reviewed the performance of the Chairman of the Company, taking into account the views of Executive Director and Non-Executive Directors; and
- Assessed the quality, quantity and timeliness of flow of information between the Company management and the Board that is necessary for the Board to effectively and reasonably perform their duties.

#### **Internal committee under the Sexual Harassment of Women at Workplace (Prevention, Prohibition and Redressal) Act, 2013**

The Composition of the Internal Committee is as under:

1. J. Sudha Rani - Whole Time Director
2. Pooja Jain - Company Secretary
3. Rajeev CH. - Asst. General Manager - HR
4. N.Aruna – Assistant Manager - HR

There was no meeting held in the financial year as no complaints were received from any employee.

**Details of the remuneration of Executive Directors and Non-Executive Directors for the year ended 31st March 2017 are as follows:**

**(Amount ₹ in)**

Name	Salary	Perquisites & Other benefits	Performance Bonus/ Commission	Earned Leave & Gratuity	Others	Sitting Fees	Total
J. Lakshmana Rao	21,00,000	28,18,095	--	--	--	--	49,18,095
J. Sudha Rani	54,00,000	10,53,422	--	--	--	--	64,53,422
A. Subramanyam	--	--	--	--	--	--	--
P. Venkateswara Rao	--	--	--	--	--	--	--
M. Srinivas	--	--	--	--	--	50,000	50,000
P. Shyam Sunder Rao	--	--	--	--	--	70,000	70,000
K.V. Appa Rao	--	--	--	--	--	40,000	40,000
Dr. Surya Prakash Gulla	--	--	--	--	--	30,000	30,000
C. Vasant Kumar Roy	--	--	--	--	--	10,000	10,000

**Shareholding of the Directors of the Company as on 31st March 2017**

Name	No of Shares	% of Share Capital
J. Lakshmana Rao	13,38,081	4.94
A. Subramanyam	17,65,090	6.52
P. Venkateswara Rao	2,28,230	0.84
J. Sudha Rani	20,00,823	7.39
M Srinivas	2,47,590	0.91
P Shyam Sunder Rao	2,400	0.01
K.V. Appa Rao	4,16,930	1.54
Dr. Surya Prakash Gulla	4,900	0.02
C. Vasant Kumar Roy	--	--

Non-Executive Directors did not hold any fully convertible warrants as on 31st March, 2017.

**Stakeholder's Relationship Committee**

The Composition of the Stakeholder's Relationship Committee as on 31st March, 2017 was as under:

Name & Category	Designation	Category
P. Shyam Sunder Rao,	Chairman	Non-Executive Independent Director
M. Srinivas,	Member	Non-Executive Independent Director
Dr. K. V. Appa Rao,	Member	Non-Executive Independent Director
Dr. Surya Prakash Gulla,	Member	Non-Executive Independent Director
C. Vasant Kumar Roy,	Member	Non-Executive Independent Director



The Stakeholder's Grievance Committee oversees the redressal of complaints of Investors such as transfer or credit of shares to demat accounts, non-receipt of dividend/ annual reports, etc. It also take note of share transfer and issue of share certificates. During the financial year 2016-17, four meetings were held.

During the financial year 2016-2017, 4 complaints were received, 4 complaints were resolved and no complaint was pending as on 31st March 2017.

### Corporate Social Responsibility Committee

The Corporate Social Responsibility Committee comprises of two Executive Directors, two Non-Executive Promoter Directors and one independent Director, chaired by J. Lakshmana Rao. The composition of the Corporate Social Responsibility Committee meets the requirements of Section 135 of the Companies Act, 2013.

### Disclosures

#### Details of Annual/Extraordinary General Meetings:

Location and time of General meetings held in past 3 years.

Year	Location	Date	Time
2013-14 (EGM)	Best Western Jubilee Ridge, Plot No.38 & 39, Kavuri Hills, Road No.36, Jubilee Hills, Hyderabad - 500 033.	12th February, 2014	11:00 a.m.
2013-14 (AGM)	Best Western Jubilee Ridge, Plot No.38 & 39, Kavuri Hills, Road No.36, Jubilee Hills, Hyderabad - 500 033.	30th September 2014	12:00 Noon
2014-15 (AGM)	Best Western Jubilee Ridge, Plot No.38 & 39, Kavuri Hills, Road No.36, Jubilee Hills, Hyderabad - 500 033.	28th September 2015	12:00 Noon
2015-16 (EGM)	Best Western Jubilee Ridge, Plot No.38 & 39, Kavuri Hills, Road No.36, Jubilee Hills, Hyderabad - 500 033.	3rd February, 2016	12:00 Noon
2015-16 (AGM)	Best Western Jubilee Ridge, Plot No.38 & 39, Kavuri Hills, Road No.36, Jubilee Hills, Hyderabad - 500 033.	19th September, 2016	12:00 Noon

The Company passed special resolutions as per the agenda given in the notice calling the general meetings. No resolution was passed by way of postal ballot at the last AGM. No resolution is proposed to be passed by way of postal ballot in the ensuing Annual General Meeting.

the information about the Company viz. details of business, financial information, shareholding pattern, annual reports, Company's policies, results and contact information of the designated officials of the Company for handling investor grievances. The website is updated from time to time.

### Means of communication

As per Regulation 46 of SEBI (LODR) Regulations, 2015, the Company is maintaining a functional website – [www.moldtekgroup.com](http://www.moldtekgroup.com) containing

- Quarterly/half-yearly/annual financial results are generally published in any of the following newspapers: Business Standard, Financial Express, Andhra Prabha, Nava Telangana & ManaTelangana. The results are also posted on the Company's

website [www.moldtekgroup.com](http://www.moldtekgroup.com) and on the website of stock exchanges [www.bseindia.com](http://www.bseindia.com) & [www.nseindia.com](http://www.nseindia.com).

- The annual report of the Company is available on the Company's website in a user-friendly and downloadable form.
- The Company has designated an E-mail ID exclusively for investor servicing i.e. [ir@moldtekindia.com](mailto:ir@moldtekindia.com). Investors may raise any queries, complaints or provide suggestions through the said e-mail id.

### Official News Releases

The Company's official news releases and media releases are made available to the shareholders by way of displaying on the web site of the Company at [www.moldtekgroup.com](http://www.moldtekgroup.com). All the information about the Company is promptly sent through email and also posted to the Stock Exchange where the shares of the Company are listed and are released to press, where ever required, for information of public at large.

### Presentation made to Institutional Investor / Analysts

Detailed presentation made to Institutional Investors and financial analysis's is available on the Company's website [www.moldtekgroup.com](http://www.moldtekgroup.com).

### General Shareholder Information

33 <sup>rd</sup> Annual General Meeting	
Date and Time	22 <sup>nd</sup> September, 2017 at 12:00 noon.
Venue	Best Western Jubilee Ridge, Plot.No.38 & 39, Kavuri hills, Road.No.36, Jubilee hills, Hyderabad – 500033

### Financial Calendar (2017-2018)

The Financial year of the company is 1st April to 31st March. For the year ending 31st March, 2018 Quarterly Un-audited / Annual Audited results shall be announced as follows:

Financial reporting for	Proposed Date
Unaudited Results for the first Quarter ending: 30th June, 2017	On or before 14th -September, 2017
Unaudited Results for the second Quarter ending 30th September, 2017	On or before 14th -December, 2017
Unaudited Results for the third Quarter ending 31st December, 2017	On or before 14th February 2018
Audited Results for the year ended : 31st March, 2018	On or before 30th May 2018

Book Closure date	16th September, 2017 to 22nd September, 2017 (both days inclusive)
Dividend Payment Date	The final dividend shall be paid within 30 days of declaration at AGM
Registered Office	Plot No.700, Door No.8-2-293/82/A/700, Road No.36, Jubilee Hills, Hyderabad – 500 033, Telangana
Name and Address of the Stock Exchanges on which Equity Shares are listed	The Bombay Stock Exchange Limited, Mumbai (BSE), Phiroze Jeejeebhoy Towers, Dala Street, Fort Mumbai-400001  The National Stock Exchange of (India) Limited, Mumbai (NSE) Exchange Plaza, C-1, Block G, Bandra-Kurla Complex, Bandra (East), Mumbai-400051



Listing Fees	Listing fee has been paid to BSE Limited & The National Stock Exchange of (India) Limited for the financial year 2017-18.
Stock Code	BSE : 526263; NSE: MOLDTECH
ISIN	INE835B01035
CIN Number	L25200TG1985PLC005631

#### Market Price Data :

The monthly high and low quotations and volume of shares traded on BSE.

MONTH	HIGH	LOW	NO.OF SHARES TRADED
April 2016	80.00	69.20	3,36,060
May 2016	83.90	41.60	35,28,637
June 2016	64.60	43.50	7,69,475
July 2016	69.00	55.55	8,51,756
August 2016	59.95	49.35	1,82,094
September 2016	54.30	45.00	1,33,593
October 2016	56.70	48.05	2,65,983
November 2016	51.35	38.05	6,19,081
December 2016	50.30	42.75	96,528
January 2017	53.00	43.45	1,43,598
February 2017	55.80	46.25	3,20,980
March 2017	54.25	47.45	6,96,531

The monthly high and low quotations and volume of shares traded on NSE.

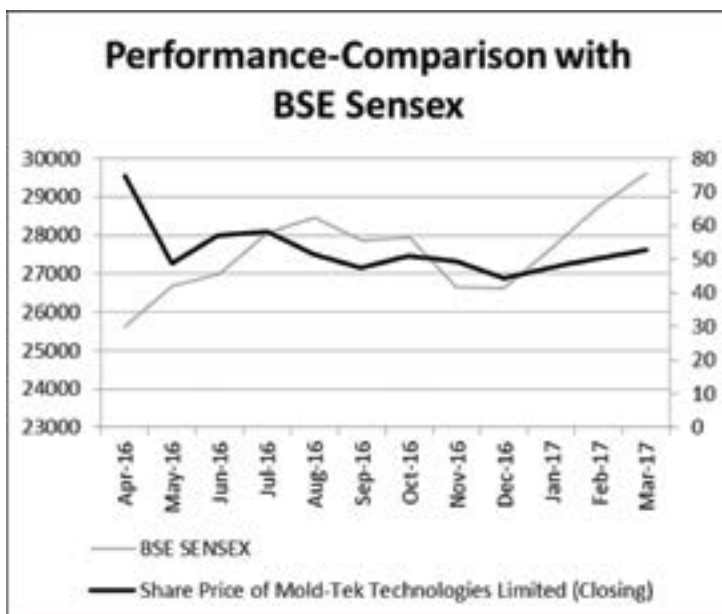
MONTH	HIGH	LOW	NO.OF SHARES TRADED
April 2016	-	-	-
May 2016	-	-	-
June 2016	-	-	-
July 2016	59.50	57.30	12,651
August 2016	53.35	51.30	3,499
September 2016	48.45	44.45	5,731
October 2016	52.80	50.00	8,683

November 2016	49.30	48.15	4,884
December 2016	45.80	43.80	9,543
January 2017	50.40	47.45	36,172
February 2017	50.80	49.30	16,385
March 2017	54.35	52.10	3,87,635

**Performance in comparison to with BSE Sensex:**

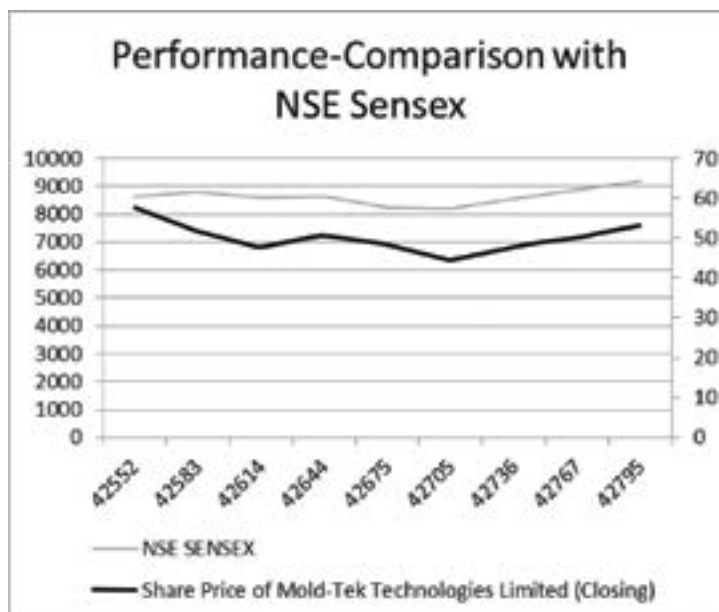
MONTH	BSE SENSEX (Closing)	Share Price of Mold-Tek Technologies Limited (Closing)
April 2016	25,606.62	74.80
May 2016	26,667.96	48.45
June 2016	26,999.72	56.95
July 2016	28,051.86	57.95
August 2016	28,452.17	51.55
September 2016	27,865.96	47.40
October 2016	27,930.21	50.60
November 2016	26,652.81	49.25
December 2016	26,626.46	44.30
January 2017	27,655.96	47.70
February 2017	28,743.32	50.15
March 2017	29,620.50	52.60





**Performance in comparison to with NSE Sensex:**

MONTH	NSE SENSEX (Closing)	Share Price of Mold-Tek Technologies Limited (Closing)
April 2016	-	-
May 2016	-	-
June 2016	-	-
July 2016	8638.50	57.65
August 2016	8786.20	51.60
September 2016	8611.15	47.45
October 2016	8625.70	50.35
November 2016	8224.50	48.35
December 2016	8185.80	44.20
January 2017	8561.30	47.75
February 2017	8879.60	50.05
March 2017	9173.75	53.10



#### Investors' Correspondence / Registrar & Share Transfer Agent

M/s XL Softech Systems Limited  
3, Sagar Society, Road No 2,  
Hyderabad – 500 034,  
Tel: 91 40 2354 5913/14/15  
Fax: 91 40 2355 3214  
Email: xlfield@gmail.com.

#### Share Transfer System:

Share transfers are registered and returned within a period of 15 days from the date of receipt, if the document is in order in all respects.

#### Shareholding pattern as on 31st March, 2017

Category	No of Shares held	Percentage of Shareholding
Promoters	1,33,73,124	49.40
Banks, Financial Institutions, Insurance Companies , Foreign Institutional Investors	6,00,275	2.22
Private Bodies Corporate	30,08,348	11.11
Indian Public	97,35,813	35.97
NRI/OCB's	1,65,817	0.61
Clearing Members	1,85,930	0.69
<b>Total</b>	<b>2,70,69,307</b>	<b>100.00</b>



## Distribution of shareholders as on 31st March, 2017

Slab of Shareholding of Nominal Value of Rs.	No. of Shareholders	% to Total Holding	Amount in Rs.	% to Total
Upto - 5000	4,967	76.97	16,31,912	3.02
5001 - 10000	623	9.65	9,51,840	1.76
10001 - 20000	343	5.32	10,23,764	1.89
20001 - 30000	150	2.32	7,54,836	1.39
30001 - 40000	65	1.01	4,58,644	0.85
40001 - 50000	54	0.84	5,10,842	0.94
50001 - 100000	100	1.55	14,16,592	2.62
100001 and above	151	2.34	4,73,90,184	87.53
<b>TOTAL</b>	<b>6,453</b>	<b>100.00</b>	<b>5,41,38,614</b>	<b>100.00</b>

### Dematerialization of Shares

As on 31st March, 2017, 2,68,26,087 Equity Shares of Rs. 2/- each aggregating to 99.10% are being held with NSDL & CSDL in demat form of the paid up share capital & the rest 2,43,220 aggregating to 0.90% are in physical form.

### ADR/GDR holding is Nil

The contact details and locations of plants are provided in the initial pages of Annual Report.

### Additional Disclosures

- a. **Disclosures on materially significant related party transactions i.e. transactions of the company of material nature, with its promoters, the Directors or the management, their subsidiaries or relatives etc., that may have potential conflict with the interests of the company at large.**

All Related Party Transactions that were entered into during the financial year were on an arm's length basis, in the ordinary course of business and were in compliance with the applicable provisions of the Companies Act, 2013 ('the Act'), and the SEBI (LODR) Regulations, 2015.

There were no materially significant Related Party Transactions made by the Company during the year that would have required Shareholder approval and regulation 23 of SEBI (LODR) Regulations, 2015.

All Related Party Transactions are placed before the Audit Committee for approval. Prior omnibus approval of the Audit Committee is obtained for the transactions which are repetitive in nature. A statement of all Related Party Transactions is placed before the Audit Committee for its review on a quarterly basis, specifying the nature and value of the transactions.

The Company has adopted a Related Party Transactions Policy. The policy is available on website of the company at [www.moldtekgroup.com-Investors-Corporate Governance](http://www.moldtekgroup.com-Investors-Corporate Governance).

Details of the transactions with Related Parties are provided in the accompanying financial statements.

- b. **Details of non-compliance by the Company, penalties and strictures imposed on the Company by stock exchange or SEBI or any statutory authority, on any matter related to capital markets, during the last three years.**

No non-compliance by the Company was observed during the last three years nor any penalties, strictures imposed on the Company by stock exchange or SEBI or any statutory authority, on any matter related to capital markets.

**c. Whistle blower policy/vigil mechanism**

The Company has adopted the whistle blower policy and established a mechanism for employees to report concerns about unethical behavior, actual or suspected fraud, or violation of code of conduct. It also provides adequate safeguards against the victimization of employees who avail of the mechanism, and allows direct access to the Chairperson of the audit committee in exceptional cases. We further affirm that no employee has been denied access to the audit committee during the year. The policy is available on website of the company at [http://moldtekengineering.com/pdf/VIGIL\\_MECHANISM-%20MTTL.pdf](http://moldtekengineering.com/pdf/VIGIL_MECHANISM-%20MTTL.pdf)

**d. Details of compliance with mandatory requirements and adoption of non-mandatory requirements of this clause.**

The Company has complied with all the mandatory requirements and has adopted the following non mandatory requirement of Regulation 27(1) of SEBI (LODR) Regulations, 2015.

**e. Reporting of Internal Auditor**

The Internal Auditor reports directly to the Audit Committee.

**f. Subsidiaries**

Till 31st January 2017, the Company had two wholly owned subsidiaries viz, Crossroads Detailing Inc., Farmersburg, Indiana, USA and RMM Global Inc., Indiana. The Board of Directors of the Company at its Board Meeting held on 23rd December 2016 approved the merger of both the wholly owned subsidiaries .

The effective date of merger was 01st February 2017. Post merger, Crossroad detailing Inc share capital has been combined with RMM Global Inc share capital. Post merger, the company owns 100% of the capital of the surviving subsidiary RMM Global Inc. The name of the surviving entity RMM Global Inc has been changed to “Mold-Tek Technologies Inc”. The financial statements of subsidiaries before consolidation are placed in Audit committee meetings and Board meetings as per Regulation 33 of SEBI (LODR) Regulations, 2015.

The Board of Directors has adopted the policy and procedures with regard to determination of Material Subsidiaries. This policy deals with determination of Material Subsidiaries of Mold-Tek Technologies Ltd in terms of Regulation 16 of SEBI (Listing Obligations and Disclosure requirements) Regulations, 2015 (as amended from time to time) which states that the Company shall formulate a policy for determination of the Material Subsidiary and the policy is intended to ensure the governance framework of material subsidiary companies. The policy is available website of our company at [www.moldtekgroup.com-Investors-Corporate Governance](http://www.moldtekgroup.com-Investors-Corporate Governance)

**g. Website Disclosures**

The company is maintaining a functional website [www.moldtekgroup.com](http://www.moldtekgroup.com). All the information as specified under Regulation 46 of SEBI (LODR) Regulations, 2015 are uploaded on daily basis under Investor column of the website. For more information, kindly visit [www.moldtekgroup.com](http://www.moldtekgroup.com) – Mold-Tek Technologies Limited – Investors.



## h. Management Discussion and Analysis

A separate report on Management Discussion and Analysis is attached as part of the Annual Report.

## i. Equity Shares in the Suspense Account

In terms Regulation 39 (4) of SEBI (LODR) Regulations, 2015, the Company reports the following details in respect of equity shares lying in the suspense accounts which were issued in demat form and physical form, respectively:

Particulars	Demat		Physical	
	Number of Shareholders	Number of equity shares	Number of Shareholders	Number of equity shares
Aggregate Number of shareholders and the outstanding shares in the suspense account lying as on April 1, 2016	377	2,24,445	-	-
Number of shareholders who approached the Company for transfer of shares and shares transferred from suspense account during the year	11	5,200	-	-
Number of shareholders and aggregate number of shares transferred to the Unclaimed Suspense Account during the year	187	62,070	-	-
Aggregate Number of shareholders and the outstanding shares in the suspense account lying as on March 31, 2017	553	2,81,315	-	-

The voting rights on these shares shall remain frozen till the rightful owner of such shares claims the shares.

## Additional Disclosures

### a. Reconciliation of Share Capital Audit

As stipulated by SEBI, a qualified Company Secretary-in-Practice carries out a reconciliation of share capital audit, to reconcile the total admitted capital with National Securities Depository Limited and Central Depository Services (India) Limited ("Depositories") and the total issued and listed capital with the Stock Exchanges. The audit confirms that the total issued/paid-up capital is in agreement with the aggregate of the total number of shares in physical form and the total number of shares in dematerialized form (held with Depositories). The audit report is being submitted on quarterly basis to the Stock Exchanges.

### b. Familiarization programme

In accordance with the requirements of SEBI (LODR) Regulations, 2015, and the provisions of Companies Act, 2013, the Company familiarizes the Directors with the Company, their roles, rights, responsibilities in the Company, nature of the industry in which the Company operates, its business operations and model etc. through various programmes. The programme is available on the website of the Company at [www.moldtekgroup.com-Investors-Corporate Governance](http://www.moldtekgroup.com-Investors-Corporate Governance)

### c. Policy on Disclosure of Material Events and Information

During the year under review, the Company has adopted the Policy on Disclosure of Material Events and Information, in accordance with the Regulation 30 of SEBI (LODR) Regulations, 2015 to determine the events and information which are material in nature and are required to be disclosed to the Stock Exchanges. The said policy is available on the website of the Company at [www.moldtekgroup.com-Investors-Corporate Governance](http://www.moldtekgroup.com-Investors-Corporate Governance).

### d. Code of conduct for prohibition of insider trading

During the financial year 2014-15, the capital market regulator Securities and Exchange Board of India (SEBI) notified SEBI (Prohibition of Insider Trading) Regulations, 2015 on 15th January, 2015. Pursuant to the provisions of the said regulations, the Board of Directors approved and adopted 'Code of Conduct for Prohibition of Insider Trading' which, inter alia, lays down the process of dealing in securities of the Company, along with the reporting and disclosure requirements by the employees and the connected persons and the same shall replace the existing code and become effective from 15th May, 2015. It provides for pre-clearance of trades above certain thresholds and trading restrictions on the designated employees and connected persons when in possession of unpublished price sensitive information and/or at the time of trading window closure.

In terms of the said regulations, the Company has also formulated 'Code of Practices and Procedures for Fair Disclosure of Unpublished Price Sensitive Information', with an objective to have a standard and stated framework and policy for fair disclosure of events and occurrences that could impact price discovery in the market for its securities. The code is available on the website of the Company at [www.moldtekgroup.com-Investors-Corporate Governance](http://www.moldtekgroup.com-Investors-Corporate Governance)

### e. Policy on Preservation of Documents and Records

During the year under review, your Company has adopted in accordance with the Regulation 9 of SEBI (LODR) Regulations, 2015. The Policy ensures that the Company complies with the applicable document retention laws, preservation of various statutory documents and also lays down minimum retention period for the documents and records in respect of which no retention period has been specified by any law/ rule/ regulation. The Policy also provides for the authority under which the disposal /destruction of documents and records after their minimum retention period can be carried out. The code is available on the website of the Company at [www.moldtekgroup.com-Investors-CorporateGovernance](http://www.moldtekgroup.com-Investors-CorporateGovernance)



**f. Code of conduct for the board of directors & senior management personnel**

The Company has its Code of Conduct for the Board of Directors & Senior Management Personnel of the Company, as per the provisions of Regulation 17(5) of SEBI (LODR) Regulations, 2015. The code is available on the website of the Company at [www.moldtekgroup.com-Investors-Corporate Governance](http://www.moldtekgroup.com-Investors-Corporate%20Governance)

The Board of Directors and members of the senior management personnel have provided their affirmation to the compliance with this code. The declaration regarding compliance

by the Board of Directors and the senior management personnel with the said code of conduct, duly signed by the Chairman & Managing Director forms part of this Annual Report.

**g. CEO/CFO certification**

The Chairman & Managing Director and Chief Financial Officer of your Company have issued necessary certificate pursuant to the provisions of Regulation 17(8) of SEBI (LODR) Regulations, 2015 which forms part of Annual Report.

---

**DECLARATION UNDER CODE OF CONDUCT**

As provided under Regulation 17(5) and 26(3) of SEBI (LODR) Regulations, 2015, the Board Members and the senior management personnel have confirmed compliance with the Code of Conduct for the year ended 31st March, 2017.

Date: 30th May, 2017  
Place: Hyderabad

  
J. Lakshmana Rao  
(Chairman & Managing Director)

**CHIEF EXECUTIVE OFFICER AND CHIEF FINANCIAL OFFICER**  
**COMPLIANCE CERTIFICATE**

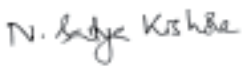
The Board of Directors  
Mold –Tek Technologies Limited

Dear Sirs

We hereby certify that:

- A. We have reviewed financial statements and the cash flow statement for the year and that to the best of our knowledge and belief:
- (1) these statements do not contain any materially untrue statement or omit any material fact or contain statements that might be misleading;
  - (2) these statements together present a true and fair view of the listed entity's affairs and are in compliance with existing accounting standards, applicable laws and regulations.
- B. There are, to the best of our knowledge and belief, no transactions entered into by the listed entity during the year which are fraudulent, illegal or violative of the listed entity's code of conduct.
- C. We accept responsibility for establishing and maintaining internal controls for financial reporting and that they have evaluated the effectiveness of internal control systems of the listed entity pertaining to financial reporting and we have disclosed to the auditors and the audit committee, deficiencies in the design or operation of such internal controls, if any, of which we are aware and the steps they have taken or propose to take to rectify these deficiencies.
- D. We have indicated to the auditors and the Audit committee
- (1) significant changes in internal control over financial reporting during the year;
  - (2) significant changes in accounting policies during the year and that the same have been disclosed in the notes to the financial statements; and
  - (3) instances of significant fraud of which we have become aware and the involvement therein, if any, of the management or an employee having a significant role in the listed entity's internal control system over financial reporting.

**Place:** Hyderabad  
**Date:** 30.05.2017

  
**Satya Kishore Nadikatla**  
Chief Financial Officer

  
**J Lakshmana Rao**  
Chairman & Managing Director





Ashish Kumar Gaggar  
Company Secretary in Practice

# Flat No.201, II<sup>nd</sup> Floor, Lake View Towers, Safari Nagar,  
Near Hitech City, Kothaguda, Kondapur,  
Hyderabad – 500084 M: 98492 23007 Tel:040-64557764,  
email: ashishgaggar.pcs@gmail.com

## **Certificate on Corporate Governance**

To,  
The Members,  
**Mold-Tek Technologies Limited**

I have examined the compliance of conditions of Corporate Governance by Mold-Tek Technologies Limited ('the Company'), for the year ended March 31, 2017, as stipulated in Chapter IV of Securities and Exchange Board of India (Listing Obligations and Disclosure Requirements) Regulations, 2015 ('the Listing Regulations').

The compliance of conditions of Corporate Governance is the responsibility of the management. My examination was limited to review the procedures and implementation thereof, adopted by the Company for ensuring the compliance of the conditions of the Corporate Governance. It is neither an audit nor an expression of opinion on the financial statements of the Company.

In my opinion and to the best of my information and according to our examination of the relevant records and the explanations given to me, I certify that the Company has complied with the conditions of Corporate Governance as stipulated in applicable provisions of Listing Regulations during the year ended March 31, 2017.

I further state that such compliance is neither an assurance as to the future viability of the Company nor the efficiency or effectiveness with which the management has conducted the affairs of the Company.

**Ashish Kumar Gaggar**  
**Company Secretary in Practice**  
FCS: 6687  
CP No.: 7321

Place: Hyderabad  
Date: 22<sup>nd</sup> August, 2017

## INDEPENDENT AUDITOR'S REPORT

### TO THE MEMBERS OF MOLD-TEK TECHNOLOGIES LIMITED

#### Report on the Standalone Financial Statements

We have audited the accompanying standalone financial statements of **MOLD-TEK TECHNOLOGIES LIMITED** ("the Company"), which comprise the Balance Sheet as at 31st March, 2017, the Statement of Profit and Loss, the Cash Flow Statement for the year then ended, and a summary of the significant accounting policies and other explanatory information.

#### Management's Responsibility for the Standalone Financial Statements

The Company's Board of Directors is responsible for the matters stated in Section 134(5) of the Companies Act, 2013 ("the Act") with respect to the preparation of these Standalone Financial Statements that give a true and fair view of the financial position, financial performance and cash flows of the Company in accordance with the accounting principles generally accepted in India, including the Accounting Standards specified under Section 133 of the Act, read with Rule 7 of the Companies (Accounts) Rules, 2014. This responsibility also includes maintenance of adequate accounting records in accordance with the provisions of the Act for safeguarding of the assets of the Company and for preventing and detecting frauds and other irregularities; selection and application of appropriate accounting policies; making judgments and estimates that are reasonable and prudent; and design, implementation and maintenance of adequate internal financial controls, that were operating effectively for ensuring the accuracy and completeness of the accounting records, relevant to the preparation and presentation of the financial statements that give a true and fair view and are free from material misstatement, whether due to fraud or error.

#### Auditor's Responsibility

Our responsibility is to express an opinion on these Standalone Financial Statements based on our audit.

We have taken into account the provisions of the Act, the accounting and auditing standards and

matters which are required to be included in the audit report under the provisions of the Act and the Rules made there under.

We conducted our audit in accordance with the Standards on Auditing specified under Section 143(10) of the Act. Those Standards require that we comply with ethical requirements and plan and perform the audit to obtain reasonable assurance about whether the financial statements are free from material misstatement.

An audit involves performing procedures to obtain audit evidence about the amounts and the disclosures in the financial statements. The procedures selected depend on the auditor's judgment, including the assessment of the risks of material misstatement of the financial statements, whether due to fraud or error. In making those risk assessments, the auditor considers internal financial control relevant to the Company's preparation of the financial statements that give a true and fair view in order to design audit procedures that are appropriate in the circumstances. An audit also includes evaluating the appropriateness of the accounting policies used and the reasonableness of the accounting estimates made by the Company's Directors, as well as evaluating the overall presentation of the financial statements.

We believe that the audit evidence we have obtained is sufficient and appropriate to provide a basis for our audit opinion on the standalone financial statements.

#### Opinion

In our opinion and to the best of our information and according to the explanations given to us, the aforesaid Standalone Financial Statements give the information required by the Act in the manner so required and give a true and fair view in conformity with the accounting principles generally accepted in India, of the state of affairs of the Company as at 31st March, 2017, and its profit and its cash flows for the year ended on that date.



## Report on Other Legal and Regulatory Requirements

1. As required by the Companies (Auditor's Report) Order, 2017 ('the Order') issued by the Central Government of India in terms of sub-section (11) of section 143 of the Act, we give in the Annexure A statement on the matters specified in the paragraph 3 and 4 of the Order, to the extent applicable.
2. As required by Section 143 (3) of the Act, we report that:
  - (a) We have sought and obtained all the information and explanations which to the best of our knowledge and belief were necessary for the purposes of our audit.
  - (b) In our opinion, proper books of account as required by law have been kept by the Company so far as it appears from our examination of those books
  - (c) The Balance Sheet, the Statement of Profit and Loss, and the Cash Flow Statement dealt with by this Report are in agreement with the books of account
  - (d) In our opinion, the aforesaid Standalone Financial Statements comply with the Accounting Standards specified under Section 133 of the Act, read with Rule 7 of the Companies (Accounts) Rules, 2014.
  - (e) On the basis of the written representations received from the directors as on 31st March, 2017 taken on record by the Board of Directors, none of the directors is disqualified as on 31st March, 2017 from being appointed as a director in terms of Section 164 (2) of the Act.
  - (f) With respect to the adequacy of the internal financial controls over financial reporting of the Company and the operating effectiveness of such controls, refer to our separate Report in Annexure 'B'.
  - (g) With respect to the other matters to be included in the Auditor's Report in accordance with Rule 11 of the Companies (Audit and Auditors) Rules, 2014, in our opinion and to the best of our information

and according to the explanations given to us:

- i) The Company has disclosed the impact of pending litigations on its financial position in its financial statements - Refer Note No. 34 to the financial statements.
- ii) The Company has made provision, as required under the applicable law or accounting standards, for material foreseeable losses, if any, on long-term contracts including derivative contracts- Refer Note No. 31 to the Financial Statements.
- iii) There has been no delay in transferring amounts, required to be transferred, to the Investor Education and Protection fund by the Company.
- iv) The Company has provided requisite disclosures in its standalone financial statements as to holdings as well as dealings in Specified Bank Notes during the period from 8 November, 2016 to 30 December, 2016 and these are in accordance with the books of accounts maintained by the Company. Refer Note No. 19 to the standalone financial statements.

For **Praturi & Sriram**  
Chartered Accountants  
Firm Reg. No. 002739S

**Sri Raghuram Praturi**  
Partner  
Membership No. 221770

Place: Hyderabad  
Date: 30<sup>th</sup> May, 2017

**Annexure A to the Independent Auditors' Report**

The Annexure referred to in our Independent Auditors' Report to the members of the Company on the standalone financial statements for the year ended 31 March 2017, we report that:

- (i) a) The Company maintains a soft copy record of its depreciable assets, reflecting a year wise classification of assets of such category. The record does not include quantitative details and the situation/ location of its depreciable assets are not recorded.
- b) We are informed that no physical verification of fixed assets has been carried out by the management during the year ended 31st March, 2017.
- c) The title deeds of Immovable properties are held in the name of the company.
- (ii) The company has no inventories or stocks inviting comment on inventories. Work-in process being a portion of unbilled service works at the Balance Sheet date is as certified by management and is suitably accounted.
- (iii) The Company has not granted/ taken any loans, secured or unsecured to/ from the companies, firms of other parties covered in the register maintained under Section 189 of the Companies Act, 2013, except in respect of current account transactions with its associate/ group company, Mold-tek Packaging Limited.
  - a) The terms and conditions of the grant of such loans are not pre judicial to the Company's interest.
  - b) In respect of the debit balances and advances in the nature of loans, including amounts due on current accounts, no stipulations have been made as to repayments, and management expresses confidence in recovering and/or adjustment of the amounts due.
  - c) There are no amounts overdue for more than 90 days.
- (iv) In respect of loans, investments, guarantees and securities issued by the company are in compliance with the provisions of section 185 and 186 of the Companies act.
- v) In our opinion and explanations given to us, the company has not invited or accepted any deposits from the public attracting the provisions of Sections 73 to 76 of the Companies Act, 2013 and the rules framed there under. No order has been passed by the Company Law Board regarding compliance of above said provisions.
- vi) The Central Government has not prescribed the maintenance of cost records under section 148(1) of the Companies Act, 2013 for any of the services rendered by the Company.
- vii) a) According to the information and explanations given to us and on the basis of our examination of the records of the Company, amounts deducted/ accrued in the books of account in respect of undisputed statutory dues including provident fund, income tax, sales tax, wealth tax, service tax, duty of customs, value added tax, cess and other material statutory dues have been regularly deposited during the year by the Company with the appropriate authorities. As explained to us, the Company did not have any dues on account of employees' state insurance and duty of excise.
- b) According to the information and explanations given to us, there are no material dues of wealth tax, duty of customs and cess which have not been deposited with the appropriate authorities on account of any dispute. However, according to information and explanations given to us, the following dues of income tax, sales tax, service tax and value added tax have not been deposited by the Company on account of disputes (Issues under regular assessment are not reported).



Name of the statute	Nature of dues	Amount (in Rs)	Period to which the amount relates	Forum where dispute is pending
<b>Income Tax</b>				
Section 201(1)	TDS on payment made to purchase of software permanent use licenses	7,16,713	AY 2007-08	ITAT
Section 201(1)	TDS on payment made to purchase of software permanent use licenses	17,08,981	AY 2008-09	ITAT
Section 201(1)	TDS on payment made to purchase of software permanent use licenses	8,27,076	AY 2009-10	ITAT
Section 201(1)	TDS on payment made to purchase of software permanent use licenses	4,30,661	AY 2010-11	ITAT

- (viii) In our opinion and according to the information and explanations given to us, there are no defaults in repayment of loans or borrowings to a Financial Institution/Banks / Government/ Debenture holders on the date of Balance Sheet.
- (ix) In our opinion and according to the information and explanations given to us, the Company did not raise any money by way of Initial Public offer or further public offer (Including debt instruments) and the term loans availed have generally been applied for the purpose for which they were raised.
- (x) According to the information and explanations given to us, no material fraud on or by the Company has been noticed or reported during the course of our audit.
- (xi) According to the information and explanations given to us, the Company paid the managerial Remuneration in accordance with the requisite approvals mandated by the provisions of Section 197 read with Schedule V to the Companies Act.
- (xii) In our opinion the Company is not a Nidhi Company; accordingly Paragraph 3 (xii) of Companies (Auditors Report) Order 2017 is not applicable to the Company.
- (xiii) According to the information and explanations given to us, all the transactions with the related parties are in compliance with section 177 and section 188 of companies act, and have been disclosed in the Financial Statements as required by the applicable accounting standards
- (xiv) According to the information and explanations given to us and based on our examination of the records of the company, the company has not made any preferential allotment or private placement of shares or fully or partly convertible debentures during this year.
- (xv) According to the information and explanations given to us, the Company has not entered into any non-cash transaction with directors or persons connected with him.
- (xvi) According to the information and explanations given to us, the Company is not required to be registered under section 45-IA of the Reserve bank of India Act, 1934.

For **Praturi & Sriram**  
Chartered Accountants  
Firm Reg. No. 002739S

**Sri Raghuram Praturi**  
Partner  
Membership No. 221770

Place: Hyderabad  
Date: 30<sup>th</sup> May, 2017

## **Annexure - B**

### **Annexure to the Independent Auditor's report of even date on the Standalone Financial Statements of Mold-Tek Technologies Limited**

#### **Report on the Internal Financial Controls under Clause (i) of Sub-section 3 of Section 143 of the Companies Act, 2013 ("the Act")**

We have audited the internal financial controls over financial reporting of Mold-Tek Technologies Limited ("the Company") as of 31st March 2017 in conjunction with our audit of the financial statements of the Company for the year ended as on that date.

#### **Management's Responsibility for Internal Financial Controls**

The Company's management is responsible for establishing and maintaining internal financial controls based on the internal control over financial reporting criteria established by the Company considering the essential components of internal control stated in the Guidance Note on Audit of Internal Financial Controls Over Financial Reporting (the "Guidance Note"), issued by the Institute of Chartered Accountants of India. These responsibilities include the design, implementation and maintenance of adequate internal financial controls that were operating effectively for ensuring the orderly and efficient conduct of its business, including adherence to Company's policies, the safeguarding of its assets, the prevention and detection of frauds and errors, the accuracy and completeness of the accounting records, and the timely preparation of reliable financial information, as required under the Companies Act, 2013.

#### **Auditors' Responsibility**

Our responsibility is to express an opinion on the Company's internal financial controls over financial reporting based on our audit. We conducted our audit in accordance with the Standards on Auditing, to the extent applicable to an audit of internal financial controls and the Guidance Note on Audit of Internal Financial Controls Over Financial Reporting (the "Guidance Note"), both issued by the Institute of Chartered Accountants of India. Those Standards and the Guidance Note require that we comply with ethical requirements and plan and perform the audit to obtain reasonable assurance about whether adequate internal financial controls over financial reporting was established and maintained and if such controls operated effectively in all material respects.

Our audit involves performing procedures to obtain audit evidence about the adequacy of the internal financial controls system over financial reporting and their operating effectiveness. Our audit of internal financial controls over financial reporting included obtaining an understanding of internal financial controls over financial reporting, assessing the risk that a material weakness exists, and testing and evaluating the design and operating effectiveness of internal control based on the assessed risk. The procedures selected depend on the auditor's judgement, including the assessment of the risks of material misstatement of the financial statements, whether due to fraud or error.

We believe that the audit evidence we have obtained is sufficient and appropriate to provide a basis for our audit opinion on the internal financial controls system over financial reporting.

#### **Meaning of Internal Financial Controls over Financial Reporting**

A company's internal financial control over financial reporting is a process designed to provide reasonable assurance regarding the reliability of financial reporting and the preparation of financial statements for



external purposes in accordance with generally accepted accounting principles. A company's internal financial control over financial reporting includes those policies and procedures that (1) pertain to the maintenance of records that, in reasonable detail, accurately and fairly reflect the transactions and dispositions of the assets of the company; (2) provide reasonable assurance that transactions are recorded as necessary to permit preparation of financial statements in accordance with generally accepted accounting principles, and that receipts and expenditures of the company are being made only in accordance with authorizations of management and directors of the company; and (3) provide reasonable assurance regarding prevention or timely detection of unauthorized acquisition, use, or disposition of the company's assets that could have a material effect on the financial statements.

### **Inherent Limitations of Internal Financial Controls over Financial Reporting**

Because of the inherent limitations of internal financial controls over financial reporting, including the possibility of collusion or improper management override of controls, material misstatements due to error or fraud may occur and not be detected. Also, projections of any evaluation of the internal financial controls over financial reporting to future periods are subject to the risk that the internal financial control over financial reporting may become inadequate because of changes in conditions, or that the degree of compliance with the policies or procedures may deteriorate.

### **Opinion**

In our opinion, the Company has, in all material respects, an adequate internal financial controls system over financial reporting and such internal financial controls over financial reporting were operating effectively as at 31st March, 2017, based on the internal control over financial reporting criteria established by the Company considering the essential components of internal control stated in the Guidance Note on Audit of Internal Financial Controls Over Financial Reporting issued by the Institute of Chartered Accountants of India.

For Praturi & Sriram  
Chartered Accountants  
Firm Reg. No. 002739S

Sri Raghuram Praturi  
Partner  
Membership No. 221770  
Place: Hyderabad  
Date: 30th May, 2017

# MOLD-TEK TECHNOLOGIES LIMITED

## STANDALONE BALANCE SHEET AS AT 31<sup>st</sup> MARCH 2017

₹000

Particulars	Notes	As at 31 <sup>st</sup> March	
		2017	2016
<b>I. EQUITY AND LIABILITIES</b>			
<b>1. SHAREHOLDERS' FUNDS</b>			
(a) Share Capital	3	54,139	53,111
(b) Money received against share warrants		-	-
(c) Reserves & Surplus	4	2,86,968	2,37,394
<b>2. SHARE APPLICATION MONEY PENDING ALLOTMENT</b>		-	-
<b>3. NON-CURRENT LIABILITIES</b>			
(a) Long-Term Borrowings	5	8,776	14,470
(b) Other Long-Term Liabilities	6	326	508
(c) Long-Term Provisions	7	14,145	11,189
(d) Deferred Tax Liabilities (Net)	8	8,709	10,926
<b>4. CURRENT LIABILITIES</b>			
(a) Short-Term borrowings	9	31,593	62,808
(b) Trade Payables	10	7,792	8,179
(c) Other Current Liabilities	11	41,792	30,149
(d) Short-Term Provisions	12	32,475	16,700
<b>Total</b>		<b>4,86,715</b>	<b>4,45,434</b>
<b>II. ASSETS</b>			
<b>1. NON-CURRENT ASSETS</b>			
(a) Fixed Assets			
(i) Tangible Assets	13	1,79,645	1,73,622
(ii) Intangible Assets	13	29,243	12,629
(iii) Capital Work-in-Progress	13	-	7,529
(iv) Leasehold Building	13	1,099	1,449
(b) Non -Current Investments	14	2,459	2,459
(c) Long-Term Loans & Advances	15	10,608	8,784
(d) Other Non-Current Assets	16	344	556
<b>2. CURRENT ASSETS</b>			
(a) Current Investments		-	-
(b) Inventories	17	14,399	29,178
(c) Trade Receivables	18	1,87,091	1,65,906
(d) Cash and Cash Equivalents	19	2,176	3,931
(e) Short-term Loans & Advances	20	34,729	34,776
(f) Other Current Assets	21	24,922	4,615
<b>TOTAL</b>		<b>4,86,715</b>	<b>4,45,434</b>

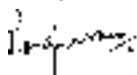
The accompanying notes 1 to 36 are integral part of the Financial Statements

Per our report of even date

**Praturi & Sriram**

Chartered Accountants

Firm Registration No. 002739S



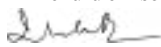
**Sri Raghuram Praturi**

Partner

Membership No. 221770

Hyderabad. 30th May 2017


for and on behalf of the Board of Directors of Mold-Tek Technologies Ltd



**J. LAKSHMANA RAO**

Chairman & Managing Director


DIN: 00649702



**A.SUBRAMANYAM**

Director

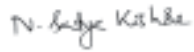
DIN: 00654046



**J. SUDHA RANI**

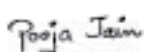
Whole Time Director

DIN: 02348322



**SATYA KISHORE N**

Chief Financial Officer



**POOJA JAIN**

Company Secretary

Mem No.: A38224





# MOLD - TEK TECHNOLOGIES LIMITED

STANDALONE STATEMENT OF PROFIT AND LOSS FOR THE YEAR ENDED 31<sup>st</sup> MARCH 2017 ₹000

	Notes	Year Ended 31 <sup>st</sup> March	
		2017	2016
<b>I. INCOME</b>			
Domestic sales	22	17,836	14,152
Export sales		5,41,149	4,63,437
Other income	23	46,766	40,757
WIP Increase/(Decrease)	24	(14,779)	10,556
<b>TOTAL</b>		<b>5,90,972</b>	<b>5,28,902</b>
<b>II. EXPENDITURE</b>			
Employees remuneration & benefits	25	3,89,056	3,21,711
Selling & distribution expenses	26	1,389	2,963
Other expenses	27	84,948	78,790
Interest & financial charges	29	7,665	9,436
Provision for bad debts & back charges		27,860	20,063
Preliminary & deferred expenses written off		-	-
Depreciation	13	25,171	19,860
<b>TOTAL</b>		<b>5,36,089</b>	<b>4,52,823</b>
<b>III. Profit Before Prior Period Adjustments &amp; Tax</b>		<b>54,883</b>	<b>76,079</b>
Provision for Taxation for the year		14,575	14,427
Provision for Deferred Tax for the year		(2,217)	4,943
<b>IV. Profit After Tax</b>		<b>42,525</b>	<b>56,709</b>
Extraordinary Items & Prior Period Adjustments	30	(287)	-
<b>V. Profit After Extraordinary Items</b>		<b>42,812</b>	<b>56,709</b>
<b>VI. Profit Transferred to Balance Sheet</b>		<b>42,812</b>	<b>56,709</b>
Earning Per Share of ₹ 2 Face Value			
- Basic (₹)		1.60	2.23
- Diluted (₹)		1.52	2.02
Annualised Earning Per Share on ₹ 2 Face Value			
- Basic (₹)		1.60	2.23
- Diluted (₹)		1.52	2.02

Per our report of even date

**Praturi & Sriram**

Chartered Accountants

Firm Registration No. 002739S

**Sri Raghuram Praturi**

Partner

Membership No. 221770

Hyderabad. 30th May 2017

for and on behalf of the Board of Directors of Mold-Tek Technologies Ltd

**J. LAKSHMANA RAO**

Chairman & Managing Director

DIN: 00649702

**J. SUDHA RANI**

Whole Time Director

DIN: 02348322

**A.SUBRAMANYAM**

Director

DIN: 00654046

**SATYA KISHORE N**

Chief Financial Officer

**POOJA JAIN**

Company Secretary

Mem No.: A38224

**MOLD-TEK TECHNOLOGIES LIMITED**  
**STANDALONE CASH FLOW STATEMENT FOR THE YEAR ENDED 31<sup>ST</sup> MARCH 2017**

₹000

	For the year ended 31st March			
	2017		2016	
<b>A. CASH FLOW FROM OPERATING ACTIVITIES</b>				
Net Profit before tax as per P&L Account		54,882		76,079
Adjustment for:				
Depreciation	25,171		19,860	
Employee Share Option Expense	20,436		4,905	
Profit on Sale of Asset	(17,506)		(17,494)	
Unrealised Foreign Exchange (Gain) / Loss	(4,548)		(10,891)	
(Gain)/ Loss on Forward Contracts	(3,173)		(9,286)	
Finance Cost Paid	7,665	28,045	9,436	(3,469)
<b>Operating Profit before Working Capital Changes</b>		82,927		72,610
Adj for Decrease / (Increase) in Operating Assets:				
Trade Receivable	(16,637)		152	
Work In Process	14,779		(10,556)	
Long Term Loans & Advances	(1,824)		(1,897)	
Other Current Assets	(20,307)		(274)	
Short Term Loans and Advances	(339)		(7,559)	
Adj for Increase/(Decrease) in Operating Liabilities:				
Short Term Borrowings	(31,215)		(408)	
Trade Payables	(387)		(3,136)	
Other current liabilities	11,643		5,459	
Short term provisions	2,618		6,425	
Long Term Provision	2,956		361	
Other Long Term Liabilities	(182)	(38,895)	(754)	(12,187)
<b>Cash Generated From Operating Activities</b>		44,033		60,423
Less: Income taxes paid		14,189		25,691
Add: Prior Period Adjustment (Cash Item)		287		-
<b>Net Cash Generated From Operating Activities</b>		30,130		34,731
<b>B. CASH FLOW FROM INVESTMENT ACTIVITIES</b>				
Purchase of Fixed Assets (Including Capital W-In-Progress)	(43,804)		(40,109)	
Receipts from Sale of Fixed Assets	21,382		21,355	
Receipts from Forward Contract	3,173		9,286	
(Increase)/Decrease in Other Non Current Assets	212		274	
<b>Net Cash Outflow From Investment Activities</b>		(19,038)		(9,194)
<b>C. CASH FLOW FROM FINANCING ACTIVITIES</b>				
Proceeds from Share Capital	1,028		6,020	
Proceeds from Share Application Money	-		(4,680)	
Proceeds from Share Premium	16,159		12,840	
Employee Stock Option Scheme	(10,229)		(84)	
Additions/ (Repayment) of Secured Loans	(5,694)		11,656	
Dividends Paid (Incl Dividend Distribution Tax)	(6,447)		(40,035)	
Finance Cost Paid	(7,665)		(9,436)	
<b>Net Cash Outflow From Financing Activities</b>		(12,848)		(23,720)
<b>Net Increase/(Decrease) in Cash &amp; Cash Equivalents</b>		(1,755)		1,818
<b>D. Opening Balance of Cash &amp; Cash Equivalents</b>		3,931		2,113
<b>E. Closing Balance of Cash &amp; Cash Equivalents</b>				
Cash In Hand	37		6	
Current Accounts With Scheduled Banks	2,139	2,176	3,925	3,931

Per our report of even date

**Praturi & Sriram**Chartered Accountants  
Firm Registration No. 002739S**Sri Raghuram Praturi**  
PartnerMembership No. 221770  
Hyderabad. 30th May 2017

for and on behalf of the Board of Directors of Mold-Tek Technologies Ltd

**J. LAKSHMANA RAO**Chairman & Managing Director  
DIN: 00649702**Satya Kishore N**  
Chief Financial Officer**J. SUDHA RANI**Whole Time Director  
DIN: 02348322**A.SUBRAMANYAM**Director  
DIN: 00654046**POOJA JAIN**  
Company Secretary  
Mem No.: A38224



## SIGNIFICANT ACCOUNTING POLICIES AND NOTES ON ACCOUNTS

### 1. SIGNIFICANT ACCOUNTING POLICIES

#### A. Method of Accounting

These financial statements are prepared in accordance with Indian Generally Accepted Accounting Principles (GAAP) under the historical cost convention on the accrual basis except for certain financial instruments which are measured at fair values. GAAP comprises mandatory accounting standards as prescribed under Section 133 of the Companies Act, 2013 ('Act') read with Rule 7 of the Companies (Accounts) Rules, 2014, the provisions of the Act (to the extent notified) and guidelines issued by the Securities and Exchange Board of India (SEBI). Accounting policies have been consistently applied except where a newly issued accounting standard is initially adopted or a revision to an existing accounting standard requires a change in the accounting policy hitherto in use.

- a. The company generally recognizes income and expenditure on an accrual basis except those with significant uncertainties.
- b. The preparation of financial statements requires the management of the company to make estimates and assumptions considered in the reported amount of assets and liabilities (including contingent liabilities) as of the date of the financial statements and the reported income and expenses during the reporting period. Management believes that the estimates used in the preparation of the financial statements are prudent and reasonable. Future results could differ from these estimates.
- c. The preparation of the financial statements in conformity with GAAP requires management to make estimates and assumptions that affect the reported balances of assets and liabilities and disclosures relating to contingent liabilities as at the date of the financial statements and reported amounts of income

and expenses during the period. Examples of such estimates include computation of percentage of completion which requires the Company to estimate the efforts or costs expended to date as a proportion of the total efforts or costs to be expended, provisions for doubtful debts, future obligations under employee retirement benefit plans, income taxes, post-sales customer support and the useful lives of fixed tangible assets and intangible assets. Accounting estimates could change from period to period. Actual results could differ from those estimates. Appropriate changes in estimates are made as the Management becomes aware of changes in circumstances surrounding the estimates. Changes in estimates are reflected in the financial statements in the period in which changes are made and, if material, their effects are disclosed in the notes to the financial statements.

#### B. Tangible Assets and Intangible Assets:

- a. Tangible Assets are stated at original cost including taxes, freight and other incidental expenses related to acquisition/installation and after adjustment of CENVAT benefits less accumulated depreciation and impairment in accordance with Accounting Standards 10 and 26 issued by Institute of Chartered Accountants of India (ICAI). Interest/financing costs on borrowed funds attributable to assets are treated in accordance with Accounting Standard 16 issued by ICAI.
- b. Intangible assets are recorded at the consideration paid for acquisition of such assets and are carried at cost less accumulated amortization and impairment.
- c. Expenditure not specifically identified to any asset and incurred in respect of Fixed Assets not commissioned is carried forward as expenditure pending allocation and forms part of Capital work in progress.

- d. Lease Hold improvement are stated at original cost including taxes, freight and other incidental expenses related to acquisition/ installation and after adjustment of CENVAT benefits less accumulated depreciation as per management in accordance with Lease hold period.

### C. Depreciation

Depreciation on tangible assets is provided on the straight-line method over the useful lives of assets. Depreciation for assets purchased / sold during a period is proportionately charged. Intangible assets are amortized over their respective individual estimated useful lives on a straight-line basis, commencing from the date the asset is available to the Company for its use. As prescribed under Part C of Schedule II of the Companies Act 2013.

Residual values of assets depreciated on straight line basis to the extent of assets not in use, and/or discarded having outlived their utility are charged off during the year.

### D. Impairment of Assets

The Management periodically assesses using, external and internal sources, whether there is an indication that an asset may be impaired. An impairment loss is recognized wherever the carrying value of an asset exceeds its recoverable amount. The recoverable amount is higher of the asset's net selling price and value in use, which means the present value of future cash flows expected to arise from the continuing use of the asset and its eventual disposal. An impairment loss for an asset is reversed if, and only if, the reversal can be related objectively to an event occurring after the impairment loss was recognized. The carrying amount of an asset is increased to its revised recoverable amount, provided that this amount does not exceed the carrying amount that would have been determined (net of any accumulated amortization or depreciation) had no impairment loss been recognized for the asset in prior years.

### E. Investments

Investments are carried in accounts at cost of acquisition or declined value. Decline in value of the investments are considered in accordance with Accounting Standard 13. Decline in carrying value of investment considered to be permanent in nature, is provided for/adjusted in accordance with the said standard. Decline in value of investment charged to Statement of Profit and Loss in earlier accounting periods is reversed if the change of value is permanent in nature.

### F. Inventory

The company recognizes the cost of work in progress based on the extent of completion of works commenced and unbilled as on the date of financial statements, as value of work in progress.

### G. Interest and Financial Charges

- a. Documentation, Commitment and Service Charges are spread over the tenure of the finance facility.
- b. Interest on Hire Purchase finance is charged to Statement of Profit and Loss on diminishing balance method as per the guidance note of ICAI.

### H. Loans under Deferred Credit / Hire Purchase

The hypothecation rights of assets financed by hire purchase vest with the financing companies and on expiry of agreements will be transferred in favor of the Company. The cash price of assets thus financed is capitalized and the principal amount along with future interest is reflected in unsecured loans. The corresponding amount of future interest is reflected as deferred interest under Loans & Advances.



## **I. Revenue Recognition**

The Company presents revenues net of indirect taxes in its statement of profit and loss. Income from services is recognized when the same are fully rendered and billable. The company adopts the percentage of completion basis for certain customers, and for certain customers on monthly fixed billing basis.

Work-in-process on incomplete service assignments and works are estimated based on extent of completion as at the end of the year.

Export Benefit under the Duty Free Credit Entitlements is recognized in the statement of profit and loss, when right to receive such entitlement is established as per terms of the relevant scheme in respect of exports made and where there is no significant uncertainty regarding compliance with the terms and conditions of such scheme.

## **J. Employee Benefits**

### **a. Gratuity & Provident fund**

The Company provides for gratuity, a defined benefit retirement plan ('the Gratuity Plan') covering eligible employees. The Gratuity Plan provides a lump-sum payment to vested employees at retirement, death, incapacitation or termination of employment, of an amount based on the respective employee's salary and the tenure of employment with the Company. Liabilities with regard to the Gratuity Plan are determined by actuarial valuation, performed by an independent actuary, at each Balance Sheet date using the projected unit credit method. The Company recognizes the net obligation of the gratuity plan in the Balance Sheet as an asset or liability, respectively in accordance with Accounting Standard (AS) 15, 'Employee Benefits'. The Company's overall expected long-term rate-of-return on assets has been determined based on consideration of available market information, current provisions of Indian law specifying the

instruments in which investments can be made, and historical returns. The discount rate is based on the Government securities yield. Actuarial gains and losses arising from experience adjustments and changes in actuarial assumptions are recognized in the statement of profit and loss in the period in which they arise.

### **b. Liability for Leave Encashment**

The employee of the company are entitled to leave encashment which are both accumulating and non-accumulating in nature in accordance with the policy of the company. The expected cost of accumulating leave encashment is determined by actuarial valuation using projected unit credit method on the additional amount expected to be paid / availed as a result of the unused entitlement net off absences during the period, that has accumulated at the Balance sheet date.

### **c. Employee share based payments**

The company accounts for equity settled stock options as per the accounting treatment prescribed by Securities and Exchange Board of India (share based employee benefits) Regulations, 2014 and the Guidance Note on Employee Share-based Payments issued by ICAI using the intrinsic value method.

## **K. Foreign Currency Transactions**

Transactions denominated in foreign currencies are recorded at the exchange rate prevailing on the date of the transaction. Exchange gains or losses on conclusion of transaction within the accounting year relating to fixed assets are capitalized while in respect of others, the impact is recognized in the Statement of Profit and Loss. Outstanding monetary transactions denominated in foreign currencies at the year end are restated at year end rates.

**L. Foreign Exchange Derivatives and Hedging Transactions**

Company uses foreign exchange forward to hedge its risk associated with foreign currency fluctuation. In respect of derivative and hedging transactions gains/Losses arising on settlement or on cancellation are recognized in Statement of Profit and Loss account on settlement.

**M. Taxes on Income**

Provision for current tax is made in accordance with the provisions of the Income-tax Act, 1961. Deferred tax provisioning on account of timing difference between taxable & accounting income, is made in accordance with Accounting Standard 22 issued by ICAI. Deferred tax asset over and above the liability accounted in earlier periods is neither disclosed nor recognized in the books.

**N. Miscellaneous Expenditure**

Preliminary expenses are amortized over a period of 5 years.

**O. Leases**

Assets taken on lease where the Company acquires substantially the entire risks and rewards incidental to ownership are classified as finance leases. The amount recorded is the lesser of the present value of the cumulative

minimum lease rentals along with other incidental expenses during the lease term or the asset's fair value. The rental obligations, net of interest charges, are reflected in loans and advances. Leases that do not transfer substantially all of the risks and rewards of ownership are classified as operating leases and recorded as expenses as and when payments are made over the lease term.

**P. Earnings per Share**

The Basic earnings per share ("BEPS") is calculated by dividing the net profit or loss for the year attributable to equity shareholders (after deducting attributable taxes) by the weighted average number of equity shares outstanding during the year. The diluted Earnings per share ("DEPS") is calculated after adjusting the weighted average number of Equity shares to give effect to the potential equity shares on the fully convertible warrants outstanding.

**Q. Contingent Liabilities & Assets**

Provisions involving substantial degree of estimation in measurement are recognized when there is a present obligation as a result of past events and it is probable that there will be an outflow of resources. Contingent liabilities are not recognized but are disclosed in the notes. Contingent assets are neither recognized nor disclosed in the financial statements.

**NOTES TO THE BALANCE SHEET & STATEMENT OF PROFIT AND LOSS**

- The previous year's figures have been reworked, regrouped, rearranged and reclassified wherever necessary. However the previous year financials are true and fair and are free from material misstatements. Accordingly, amounts and other disclosures for the preceding year are included as integral part of the current year financial statements and are to be read in relation to the amounts and other disclosures relating to the current year.



### 3. SHARE CAPITAL

₹ 000

	As at March 31, 2017	As at March 31, 2016
<b>a. Authorised:</b>		
6,50,00,000 equity shares of ₹2 each	13,00,00	13,00,00
(March 31, 2016: 6,50,00,000 equity shares of ₹2 each)		
	<b>13,00,00</b>	<b>13,00,00</b>
<b>b. Issued, Subscribed and Paid up</b>		
2,70,69,307 equity shares of ₹2 each	5,41,39	5,31,11
(March 31, 2016: 2,65,55,280 equity shares of ₹2 each)		
	<b>5,41,39</b>	<b>5,31,11</b>

- 3.1 As per the Scheme of Arrangement approved by the Honorable High court of Andhra Pradesh vide its order dated 25th July, 2008, entire share capital of the company was restructured into 30,90,024 equity share of ₹10 each consequent to the demerger of the plastics division of the company into a separate company, viz., Mold-Tek Plastics Limited (Since renamed as, Mold-Tek Packaging Limited).
- 3.2 5,00,000 equity shares of ₹10 each issued at a premium of ₹38 per share on 24th April, 2006 by way of preferential offer.
- 3.3 5,24,957 equity shares of ₹10 each issued at a premium of ₹65 per share on 8th April, 2010 by way of preferential offer.
- 3.4 37,125 equity shares of ₹10 each issued at a premium of ₹60.00 per share on 29th April, 2011 by way of Employee Stock Option Scheme.
- 3.5 5,10,000 equity shares of ₹10 each issued at a premium of ₹70 per share on 29th June, 2011 by way of preferential offer.
- 3.6 26,200 equity shares of ₹10 each issued at a premium of ₹60.00 per share on 29th May, 2012 by way of Employee Stock Option Scheme.
- 3.7 10,900 equity shares of ₹10 each issued at a premium of ₹60.00 per share on 17th April, 2014 by way of Employee Stock Option Scheme.
- 3.8 9,850 equity shares of ₹10 each issued at a premium of ₹60.00 per share on 2nd March 2015 by way of Employee Stock Option Scheme.
- 3.9 6,00,000 equity shares of ₹10 each issued at a premium of ₹21.20 per share on 19th August 2015 by way of preferential offer
- 3.10 2000 equity shares of ₹10 each issued at a premium of ₹18.00 per share on 26th October, 2015 by way of Employee Stock Option Scheme.
- 3.11 Pursuant to the Shareholders approval dated 3 Feb 2016, Company's Equity shares of ₹10/- each were split into five Equity shares of ₹2/- each fully paid up, resulting in increase in no of shares from 53,11,056 equity shares of ₹10/- each to 2,65,55,280 equity shares of ₹2/- each.
- 3.12 2,27,795 equity shares of ₹2 each issued at a premium of ₹28.14 per share on 20th April 2016 by way of Employees Stock Option Scheme
- 3.13 2,86,232 equity shares of ₹2 each issued at a premium of ₹34.06 per share on 23rd Feb 2017 by way of Employees Stock Option Scheme

**The reconciliation of the number of shares outstanding is set out below**

Particulars	As at March 31, 2017		As at March 31, 2016	
	Number	₹	Number	₹
Shares outstanding at the beginning of the year*	2,65,55,280	5,31,10,560	2,35,45,280	4,70,90,560
Add: Shares Issued on exercise of Employee Stock Option Scheme	5,14,027	10,28,054	10000	20,000
Shares Issued on exercise of warrants by preferential offer	-		30,00,000	60,00,000
Shares outstanding at the end of the year	2,70,69,307	5,41,38,614	2,65,55,280	5,31,10,560

\* based on the Split up of shares of ₹ 10 each to ₹ 2 each

**Details of share holders holding more than 5 percent\*\***

Name of Shareholder	As at 31 March 2017		As at 31 March 2016	
	No. of Shares *	% Held	No. of Shares*	% Held
Mold-Tek packaging Limited	21,17,165	7.82	21,17,165	7.97
Janumahanti Sudha Rani	20,00,823	7.39	19,73,210	7.43
A Subrahmanyam	17,65,090	6.52	17,65,090	6.65
TOTAL	58,83,078	21.73	58,55,465	22.05

\* based on the Split up of shares of ₹ 10 each to ₹ 2 each

**MTTL Employee Stock Option Scheme**

1,50,000 Options have been granted to employees on 21st April 2010 under the Employees Stock Option scheme, in accordance with the guidelines issued by Securities and Exchange Board of India (Employee Stock Option Scheme and Employee Stock Purchase Scheme) Guidelines, 1999, at the rate of ₹28/- per option.

1,13,925 Options have been granted to employees on 2nd March 2015 under the Employees Stock Option scheme, in accordance with the guidelines issued by Securities and Exchange Board of India (Employee Stock Option Scheme and Employee Stock Purchase Scheme) Guidelines, 1999, at the rate of ₹61/- per option.

2,00,000 Options have been granted to employees on 3rd August 2015 under the Employees Stock Option scheme, in accordance with the guidelines issued by Securities and Exchange Board of India (Employee Stock Option Scheme and Employee Stock Purchase Scheme) Guidelines, 1999, at the rate of ₹73/- per option.

The above Options of 10 face value are converted to 2 face value each Pursuant to the Shareholders approval dated 3 Feb 2016, Company's Equity shares of ₹10/- each were split into Equity shares of ₹ 2/- each fully paid up.





Particulars	As at 31 March	
	2017	2016
Options Outstanding, beginning of the year*	15,69,625	5,81,625
Add: Granted		10,00,000
Less: Exercised	5,14,027	10,000
Less: Forfeited	26,625	2,000
Options Outstanding, end of the year	10,28,973	15,69,625

\* based on the Split up of shares of ₹ 10 each to ₹ 2 each

The Discount value (₹17.94) of Option on 5,69,625 Options granted on 2nd March 2015 is accounted as deferred Employee Compensation which is either amortised on a straight line basis over the vesting period or on the basis of option exercised whichever is earlier.

The Discount value (₹21.46) of Option on 10,00,000 options granted on 3rd August 2015 is accounted as deferred Employee Compensation which is either amortised on a straight line basis over the vesting period or on the basis of option exercised whichever is earlier.

#### 4. RESERVES & SURPLUS

₹ 000

Particulars	As at 31 <sup>st</sup> March	
	2017	2016
1. Securities Premium		
Opening Balance	12,47,15	11,18,75
Add: During the Year	1,61,59	1,28,40
	14,08,74	12,47,15
2. General Reserve		
Opening Balance	2,35,45	1,78,58
Add: Transfer from Profit for the year	42,81	56,70
Add: Transfer from ESOP outstanding	2,78,26	17
	2,78,26	2,35,45
3. Capital Reserve		
Opening Balance	3,17,01	3,17,01
Add: Transfer from Profit for the year	-	-
	3,17,01	3,17,01
4. Share Options Outstanding Account		
Opening Balance	3,16,79	1,01
Add: Current Year Transfer	-	3,16,79

Less: Exercised	63,38		84	
Less: Deferred Employee Compensation Expenses	1,02,29		2,67,74	
Less: Forfeited	-	1,51,12	17	49,05
<b>5. Surplus</b>				
Opening Balance	525,28		2,70,58	
Less: Fixed Asset Adjustment				
Add: Profit/(Loss) for the year	4,28,11	9,53,39	5,67,09	8,37,67
<b>Less: Appropriations</b>				
a. Interim dividend	81,21		1,59,33	
b. Proposed final dividend	81,66		53,11	
c. Tax on Dividend	33,16		43,24	
d. General Reserve	42,81	2,38,84	56,71	3,12,39
<b>TOTAL</b>		<b>28,69,68</b>		<b>23,73,94</b>

During the year Board of Directors at their meeting held on 19<sup>th</sup> April 2017 has declared an interim dividend of ₹ 0.30 per equity share and the Board of Directors at their Meeting held on May 30, 2017 has recommended a final dividend of ₹ 0.30 per equity share.

## 5. LONG TERM BORROWINGS

₹ 000

Particulars	As at 31 <sup>st</sup> March 2017		As at 31 <sup>st</sup> March 2016	
	Non- Current	Other Current	Non- Current	Other Current
(i) Secured Loans				
- Term loan from Banks	75,00	50,00	1,25,00	50,00
- Hire Purchases Finance	12,76	6,94	19,70	8,44
<b>TOTAL</b>	<b>87,76</b>	<b>56,94</b>	<b>1,44,70</b>	<b>58,44</b>



## Notes:

**Long Term loan and working capital facilities from the ICICI Bank & CITI Bank is secured by hypothecation by way of first charge on the following Assets of the company:**

- a) Exclusive first charge by way of hypothecation of the barrower's entire current assets which inter-alia include, work in process, and such other movable including book debts, outstanding monies, receivables both present and future of such form satisfactory to the bank.
- b) Exclusive first charge on the movable fixed assets of the company.
- c) First charge by way of equitable mortgage of land measuring 988 sq. yards & building thereon in Municipal No. 8-2-293/82/A/700 and 967 sq. yards & buildings thereon in Municipal No. 8-2-293/82/A/700/1, in Survey No. 403/1(old), 120(New) of Shaikpet Village and 102/1 of Hakeempet Village, Road No. 36, Jubilee Hills, Hyderabad belonging to the Company extent 6000 sft at 3rd Floor and excluding ground floor (Except for 930 Sq.ft of reception area owned by Moldtek Technologies Limited to remain mortgaged with ICICI Bank) belonging to Moldtek Technologies Limited.
- d) Personal guarantees of Directors namely J. Lakshmana Rao, A. Subrahmanyam, J. Mytrei and P. Venkateswara Rao

The Company is availing four vehicle loans from various financial institutions. While for one Vehicle loans repayment is completed in the FY 2016-17, another two Vehicle loans repayment schedule is over 36 monthly installments, the balance one vehicle loans are repayable in 7 monthly installments. The Company has availed Term Loan of Rs. 2 Cr from ICICI Bank Limited payable in 16 Quarterly Instalments of Rs. 12.50 Lakhs each Quarter. As of 31st March 2017, SIX Installments were repaid by the Company.

## 6. OTHER LONG TERM LIABILITIES

₹000

Particulars	As at 31 <sup>st</sup> March	
	2017	2016
Deposits Collected from Employees	3,26	5,08
<b>TOTAL</b>	<b>3,26</b>	<b>5,08</b>

The Company collected security deposits from Employees and same is to be repaid to employees as per service agreement norms.

## 7. LONG TERM PROVISIONS

₹000

Particulars	As at 31 <sup>st</sup> March	
	2017	2016
Gratuity (unfunded)	1,22,16	1,00,85
Others	19,29	11,04
<b>TOTAL</b>	<b>1,41,45</b>	<b>1,11,89</b>

- a. During the year company has made a provision of ₹ 48.67 Lakhs towards current cost of Gratuity and after considering settlements to the tune of ₹ 25.45 Lakhs made during the year, a closing provision of ₹178.37 lakhs based on Actuarial Valuation is maintained, while ₹122.15 Lakhs is considered as Long term and ₹56.21 Lakhs is considered as Short term based on Actuarial valuation report.
- b. During the year the Company has made a provision of ₹12.22 Lakhs in addition to the opening balance of ₹11.04 Lakhs, and after considering the eligible spent of 3.98 lakhs, resulting in balance provision at ₹19.28 Lakhs at the balance sheet date.
- c. The company has entered into a scheme with Life Insurance Corporation of India to administer Gratuity fund and will be contributing the balance monies to the fund.

## 8. Deferred Tax

Deferred Tax liability at the beginning of the year was ₹ 109.26 Lakhs along with the current year Deferred Tax Asset ₹ 22.17 Lakhs, stands at ₹ 87.09 Lakhs.

## 9. SHORT TERM BORROWINGS

₹000

Particulars	As at 31 <sup>st</sup> March	
	2017	2016
<b>A. Secured Loans</b>		
- Cash Credit	3,15,93	6,28,08
<b>Total</b>	<b>3,15,93</b>	<b>6,28,08</b>

The Company during the year under review has the following facility from Banks:

₹ 000

Bank	Nature of Borrowing (Fund/ Non-Fund)	Limits as on 31 <sup>st</sup> March		Balance as on 31 <sup>st</sup> March	
		2017	2016	2017	2016
ICICI	Fund Based Limit	4,00,00	4,00,00	21,60	35,29
ICICI	Term Loan	2,00,00	2,00,00	1,25,00	1,75,00
ICICI	Non- fund Based Limit	5,00,00	5,00,00	5,00,00	22,00
CITI	Fund Based Limit	7,50,00	7,50,00	2,94,34	5,92,79
CITI	Non Fund Based Limit	9,60,00	10,00,00	9,36,24	9,90,00
<b>Total</b>		<b>28,10,00</b>	<b>28,50,00</b>	<b>18,77,18</b>	<b>18,15,08</b>

(See note for hypothecation clause referred in Note 5).



## 10. TRADE PAYABLES

₹ 000

Particulars	As at 31 <sup>st</sup> March	
	2017	2016
Creditors for Expenses	76,63	65,18
Creditors for Capital Items	-	13,66
Creditors for Micro and small enterprises*	1,29	2,95
<b>TOTAL</b>	<b>77,92</b>	<b>81,79</b>

Creditor's balances are subject to confirmations and reconciliation.

\*Disclosure under the Micro, Small and Medium Enterprises Development Act, 2006 are provided as under for the year, to the extent the Company has received intimation from the "Suppliers" regarding their status under the Act.

₹ 000

Particulars	As at 31 <sup>st</sup> March	
	2017	2016
• Principal amount remaining unpaid (but within due date as per the MSMED Act) at the end of the financial year	1,29	2,95
• Interest due thereon remaining unpaid	-	-
• The amount of interest paid u/s 16 of MSMED Act, along with the amounts of payments made to the supplier beyond the appointed day during each accounting year	-	-
• The amount of interest due and payable for the period of delay in making payment which have been paid but, beyond the appointed day during the year	-	-
• The amount accrued and remaining unpaid at the end of each accounting period; i.e., principal is paid but interest has remained unpaid	-	-
• The amount of further interest remaining due and payable even in the succeeding years, until such date when the interest dues as above are actually paid to small enterprise, this is required for the purpose of disallowance as a deductible expenditure u/s 23 of the Act.	-	-
<b>TOTAL</b>	<b>1,29</b>	<b>2,95</b>

**11. OTHER CURRENT LIABILITIES**

₹ 000

Particulars	As at 31 <sup>st</sup> March	
	2017	2016
Current maturities of long term debt**		
Term loans	50,00	50,00
Hire purchase loans	6,94	8,44
Duties & Taxes	6,49	2,66
Unpaid Dividend	15,49	13,52
Outstanding Expenses Payable	3,00,11	2,06,63
TDS Payable	38,89	20,24
<b>TOTAL</b>	<b>4,17,92</b>	<b>3,01,49</b>

\*\* Refer Note No.5

**12. SHORT TERM PROVISIONS**

₹ 000

Particulars	As at 31 <sup>st</sup> March	
	2017	2016
Provision for Employee Benefits	12,928	1,03,09
Provision for proposed dividend & tax thereon	19,547	63,91
<b>TOTAL</b>	<b>3,24,75</b>	<b>1,67,00</b>

Total liability for leave encashment based on actuarial valuation as at the end of the year ₹ 42.36 lakhs has been provided for.



### 13. Fixed Assets

₹ 000

FIXED ASSETS	GROSS BLOCK				DEPRECIATION				NET BLOCK	
	As on	Additions	Deletions	As on	As on	For the	Deletions	As on	As on	As on
	01.04.2016	during the	during the	31.03.2017	01.04.2016	Period	during the	31.03.2017	31.03.2017	31.03.2016
Particulars		Period	Period				Period			
<b>A. Tangible Assets</b>										
01. Land	70,185	-	730	69,455	-	-	-	69,455	70,185	
02. Building	72,533	-	3,951	68,583	14,230	2,193	958	53,118	58,304	
03. Electrical Installations	21,284	20	950	20,354	12,786	2,270	903	14,154	8,498	
04. Office Equipments	21,844	4,611	-	26,454	16,449	1,672	-	18,121	5,394	
05. Computers	49,237	22,728	-	71,965	35,441	9,187	-	44,628	13,796	
06. Furniture & fixtures	26,698	1,922	923	27,697	13,757	3,224	817	11,532	12,941	
07. Vehicles	6,697	-	-	6,697	2,193	835	-	3,028	4,504	
<b>Total</b>	<b>2,68,478</b>	<b>29,280</b>	<b>6,553</b>	<b>2,91,204</b>	<b>94,856</b>	<b>19,381</b>	<b>2,678</b>	<b>1,11,559</b>	<b>1,79,645</b>	<b>1,73,622</b>
<b>B. Intangible Assets</b>										
01. Software	84,729	22,054	-	1,06,783	72,099	5,441	-	77,540	29,243	12,630
<b>Total</b>	<b>84,729</b>	<b>22,054</b>	<b>-</b>	<b>1,06,783</b>	<b>72,099</b>	<b>5,441</b>	<b>-</b>	<b>77,540</b>	<b>29,243</b>	<b>12,630</b>
<b>C. Leasehold Improvement</b>										
01. Lease hold - Electrical	1,346	-	-	1,346	287	256	-	543	803	1,059
02. Lease hold - Furniture & Fixtures	494	-	-	494	105	94	-	199	296	390
<b>Total</b>	<b>1,841</b>	<b>-</b>	<b>-</b>	<b>1,841</b>	<b>392</b>	<b>350</b>	<b>-</b>	<b>742</b>	<b>1,099</b>	<b>1,449</b>
<b>Grand Total</b>	<b>3,55,048</b>	<b>51,334</b>	<b>6,553</b>	<b>3,99,828</b>	<b>1,67,348</b>	<b>25,171</b>	<b>2,678</b>	<b>1,89,841</b>	<b>2,09,987</b>	<b>1,87,700</b>
<b>Previous Year</b>	<b>3,29,016</b>	<b>32,580</b>	<b>6,549</b>	<b>3,55,048</b>	<b>1,50,175</b>	<b>19,860</b>	<b>2,687</b>	<b>1,67,348</b>	<b>1,87,700</b>	<b>1,78,842</b>

The structure raised on the 4th floor of the existing facility is yet to be regularized by the concerned authorities.

During the year the company has sold to Mold Tek Packaging Limited a portion of fully furnished Ground floor building accommodation of 1677.38 Sq ft along with proportionate undivided share of land based on the Valuation report dated 8th June 2016 and sale agreement dated 22nd June 2016. Other formalities have been completed during the year.

In the opinion of the management there are no assets of the company carried in the financial statements whose value in use stands diminished vis-à-vis their carrying cost, and hence no provision or charge off is considered necessary.

#### 14. INVESTMENTS

₹ 000

Particulars	As at 31 <sup>st</sup> March	
	2017	2016
Long Term Investments (unquoted) (Lower of cost / impaired value)		
Cross Road Detailing Inc (impaired Value)	16,43	16,43
RMM Global Inc (at cost)	8,16	8,16
<b>TOTAL</b>	<b>24,59</b>	<b>24,59</b>

The investment pertains to the investment in the company's wholly owned subsidiaries. Cross Roads Detailing Inc and RMM Global Inc situated in the USA. The investments have been tested for impairment during the previous year and are disclosed at lower of impaired value or cost. A nominal increase or decrease in the value of the investment as on the balance sheet is not considered as permanent in nature and hence carried at previous year values.

Effective from 1st Feb 2017, Our USA subsidiary Crossroads Detailing Inc. has merged into RMM Global Inc. & will be known as Mold-Tek Technologies, Inc.

#### 15. LONG TERM LOANS AND ADVANCES

₹ 000

Particulars	As at 31 <sup>st</sup> March	
	2017	2016
Deposits to Government Bodies	74,64	41,59
Capital Advances	-	30,00
Other Deposits	31,44	16,25
<b>TOTAL</b>	<b>1,06,08</b>	<b>87,84</b>

Capital Advance earlier made for land has now been recovered.





## 16. OTHER NON – CURRENT ASSETS

₹ 000

Particulars	As at 31 <sup>st</sup> March	
	2017	2016
Deferred Interest	3,44	5,56
<b>TOTAL</b>	<b>3,44</b>	<b>5,56</b>

## 17. INVENTORY AND WORK IN PROGRESS

Pertains to cost of contracted partial work completion values as at March 31, 2017 amounting to ₹ 1.44 Crores (March 31, 2016: ₹ 2.92 Crores) which are as certified by the management.

## 18. TRADE RECEIVABLES

₹ 000

Particulars	As at 31 <sup>st</sup> March	
	2017	2016
<b>Over Six Months</b>		
Considered Good	1,66,43	3,58,10
Considered Doubtful	43,44	39,27
<b>Others</b>		
Considered Good	17,04,48	13,00,96
<b>Provision for Doubtful Debts</b>	(43,44)	(39,27)
<b>TOTAL</b>	<b>18,70,91</b>	<b>16,59,06</b>

- Trade receivables are subject to confirmations and reconciliations.
- Total receivables include ₹1820.83 Lakhs realizable in foreign currency of which ₹1491.15 Lakhs are receivable from company's wholly owned subsidiaries.
- Receivables include balances of ₹78.08 lakhs in foreign currency, which are beyond 9 Months which and represented by management as being confident of recovering.
- Of the total receivables outstanding for more than 6 months ₹209.87 Lakhs, ₹154.34 Lakhs are realizable in foreign currency which includes ₹120.41 Lakhs receivable from wholly owned Subsidiaries.
- In addition to the existing provision of ₹43.43 lakhs which is against export debtors, during the year, debts realizable in foreign currency to the tune of ₹266.61 Lakhs (including receivables from subsidiaries ₹242.29 Lakhs) and ₹9.44 Lakhs receivable from domestic customers have been written off.

**19. CASH AND CASH EQUIVALENTS**

₹ 000

Particulars	As at 31 <sup>st</sup> March	
	2017	2016
Cash in hand	37	6
Bank Current & Dividend Accounts	21,39	39,25
<b>TOTAL</b>	<b>21,76</b>	<b>39,31</b>

Bank balances include unpaid dividend of ₹ 15.49 lakhs pertaining to other share holders for earlier years.

**SPECIFIED BANK NOTES DISCLOSURE (SBN's)**

During the year, the Company had Specified Bank Notes (SBN) or Other Denomination Note (ODN) as defined in the MCA notification G.S.R. 308(E) dated March 31, 2017 . The details of Specified Bank Notes (SBN) held and transacted during the period from November 8, 2016 to December, 30 2016, as per the notification is given below:

₹ 000

Particulars	SBNs	ODNs	Total
Closing Cash on hand as on 8th November 2016	300000	113543	413543
Add: Permitted receipts		1088125	1088125
Less: Permitted Payments		1079231	1079231
Less: Amount deposited in Banks	300000		300000
Closing cash on hand as on 30th December 2016	-	122437	122437

Explanation: For the purposes of this clause, the term 'Specified Bank Notes' shall have the same meaning provided in the notification of the Government of India, in the Ministry of Finance, Department of Economic Affairs number S.O. 3407(E), dated the 8th November 2016



## 20. SHORT TERM LOANS AND ADVANCES

₹ 000

Particulars	As at 31 <sup>st</sup> March	
	2017	2016
Advance Tax & TDS Receivable	2,48,44	2,51,21
Prepaid Expenses	44,77	39,45
Staff Advances	35,49	21,41
Advance to Suppliers & Advances	18,59	29,06
Mold Tek Packaging Limited	-	6,63
<b>TOTAL</b>	<b>3,47,29</b>	<b>3,47,76</b>

## 21. OTHER CURRENT ASSETS

₹ 000

Particulars	As at 31 <sup>st</sup> March	
	2017	2016
Gratuity Fund	17,12	15,55
Leave Encashment Fund	15,31	13,24
SEIS 5% Incentive**	1,99,06	-
Others (Investment Trust)*	17,73	17,36
<b>TOTAL</b>	<b>2,49,22</b>	<b>46,15</b>

\*Other Current assets includes 1,87,600 Shares of Mold-Tek Technologies Limited which has been acquired at a cost of Rs.14.62 lakhs vested in the company in accordance with the scheme of arrangement approved by the order of Hon'ble High Court of Andhra Pradesh dated 25th July 2008. The above number includes dividend earned on the shares over the period to the tune of Rs. 3.11 Lakhs.

\*\* Based on the Foreign Trade Policy of 2015-20, the company is eligible for an incentive @ 5% under Service Exports from India Scheme which is considered on total eligible Receipts during the period relevant for the purpose of this scheme, at Estimated NRV based on the available information to the company.

## 22. INCOME

₹000

Particulars	Year ended	
	2017	2016
Domestic Sales	1,78,36	1,41,52
Export Sales	54,11,49	46,34,37
<b>TOTAL</b>	<b>55,89,85</b>	<b>47,75,89</b>

**23. OTHER INCOME**

₹ 000

Particulars	Year Ended	
	2017	2016
Foreign Exchange Gain	45,48	1,08,91
Income from SEIS Incentive	1,99,06	-
Profit on Sale of Fixed Assets	1,75,06	1,74,94
Misc Income	13,63	5,47
Profit / (Loss) on Forward Contracts	31,73	92,86
Rent Received	2,70	25,39
<b>TOTAL</b>	<b>4,67,66</b>	<b>4,07,57</b>

Foreign Exchange Gain mostly pertains to the fluctuation in the currency rates between billing and realization covered under forwards while the profit on forward contracts includes an amount of ₹ 19,36,690/- profit pertaining to the premature cancellation of forward contracts.

**24. CHANGES IN WORK-IN-PROCESS**

₹ 000

Particulars	Year ended	
	2017	2016
<b>(i) Work in Process</b>		
Opening Stocks	2,91,78	1,86,21
Closing Stocks	1,43,99	2,91,77
<b>TOTAL</b>	<b>(1,47,79)</b>	<b>1,05,56</b>

Closing stock of work in progress includes cost of contracted partial work completion values as at March 31, 2017 amounting to ₹ 1.44 Crores (March 31, 2016: ₹ 2.92 Crores) primarily comprising value at cost in relation to efforts on contract on the basis of extent of completion.

**25. EMPLOYEE REMUNERATION & BENEFITS**

₹ 000

Particulars	Year Ended	
	2017	2016
Salaries, Wages, Allowances & Bonus	32,00,59	26,60,90
Contribution to Provident Fund & ESIC	1,45,37	1,31,06
Welfare Expenses	1,33,49	1,70,57
Gratuity	48,67	55,64



Leave Encashment	42,36	33,36
Directors Remuneration & Perquisites	1,15,72	1,16,53
Employee Compensation Expenses (ESOS)	2,04,36	49,05
<b>TOTAL</b>	<b>38,90,56</b>	<b>32,17,11</b>

Employee compensation expenses of Rs. 204.35 lakhs charged during the year is pertaining to the proportionate amount of the total deferred employee compensation expenses on options granted to be amortised over the vesting period of 5 years.

## 26. SELLING & DISTRIBUTION EXPENSES

₹ 000

Particulars	Year Ended	
	2017	2016
Sales Promotion Expenses	11,49	28,61
Advertisement Expenses	2,40	1,02
<b>TOTAL</b>	<b>13,89</b>	<b>29,63</b>

## 27. OTHER EXPENSES

₹ 000

Particulars	Year Ended	
	2017	2016
Rent	63,56	38,90
Rates & Taxes	7,30	19,30
Insurance	31,52	23,50
Communication Expenses	32,00	35,09
Power & Fuel	76,80	69,19
Foreign Travel	69,80	1,35,44
Travelling and conveyance – others	16,76	17,07
Printing & Stationery	14,00	13,37
Repairs & Maintenance	1,97,46	2,10,78
Professional charges	1,37,28	1,37,52
Payments to Auditors	6,08	6,00

Bank Charges	40,86	34,24
Exchange Rate Loss	67,78	-
Loss on Sale of Assets	-	-
CSR	12,22	8,56
General Expenses	29,97	38,94
Amortisation	71,69	-
Creditors written back	(25,60)	-
<b>TOTAL</b>	<b>8,49,48</b>	<b>7,87,90</b>

As the Company did not receive anticipated response from the client for an application software developed by it under its IT division, during the current year the management has taken a conscious call to charge off the same to revenue amounting to Rs. 71.69 Lakhs.

## 28. AUDITORS' REMUNERATION

₹000

Particulars	2016-17	2015-16
Statutory & Tax Audit Fee including quarterly reviews	4,00	4,00
Retainer Fee for Tax and Other Matters	1,00	2,00
Certification Charges	1,08	-
<b>Total</b>	<b>6,08</b>	<b>6,00</b>

## 29. FINANCE COST

₹000

Particulars	Year Ended	
	2017	2016
Interest on Term Loans	16,91	11,33
Interest on Working Capital	57,63	81,04
Interest charges on Other Loans	2,11	1,99
<b>TOTAL</b>	<b>76,65</b>	<b>94,36</b>



### 30. PRIOR PERIOD ADJUSTMENTS

₹ 000

Particulars	Year Ended	
	2017	2016
Prior Period Adjustments	(2,87)	-
<b>TOTAL</b>	<b>(2,87)</b>	<b>-</b>

### 31. Derivatives & Forwards

During the year the company gained an amount of ₹ 31.73 Lakhs on account of forwards.

Unexpired Forwards:

The company entered into Foreign exchange hedging contracts by way of a forward confirmation with CITI Bank Limited. The following are the particulars of such unexpired forward contracts as on 31.03.2017:

#### CITI BANK N.A : USD FORWARDS

CITI	USD				
	Deal Id	Sell	Option Start Date	Option End Date	Strike Price
Apr-17	116320002516	100000	28-Apr-17	12-May-17	68.98
Apr-17	116323002575	100000	28-Apr-17	12-May-17	69.345
Apr-17	116327005044	100000	28-Apr-17	12-May-17	69.36
Apr-17	1163630001169000	100000	28-Apr-17	15-May-17	69.06
May-17	116320000462	100000	31-May-17	15-Jun-17	69.27
May-17	116323000522	100000	31-May-17	15-Jun-17	69.625
May-17	116327004044	100000	31-May-17	15-Jun-17	69.6163
May-17	1163630001189002	100000	31-May-17	15-Jun-17	69.3175
Jun-17	116327006042	100000	30-Jun-17	14-Jul-17	69.865
Jun-17	116329002825	100000	30-Jun-17	14-Jul-17	70.1
Jun-17	116328003437	100000	30-Jun-17	14-Jul-17	69.95
Jun-17	1163630021229002	100000	30-Jun-17	14-Jul-17	69.5575
Jul-17	116327005053	100000	31-Jul-17	14-Aug-17	70.13
Jul-17	116329001869	100000	31-Jul-17	14-Aug-17	70.35
Jul-17	116328003439	100000	31-Jul-17	14-Aug-17	70.2
Jul-17	1163630011159002	100000	31-Jul-17	14-Aug-17	69.795
Aug-17	116327005059	100000	31-Aug-17	15-Sep-17	70.3775
Aug-17	116329000833	100000	31-Aug-17	15-Sep-17	70.58
Aug-17	116328004343	100000	31-Aug-17	15-Sep-17	70.45

Aug-17	1163630021259002	100000	31-Aug-17	15-Sep-17	70.0475
Sep-17	116329000835	100000	29-Sep-17	13-Oct-17	70.82
Sep-17	116328005317	100000	29-Sep-17	13-Oct-17	70.69
Oct-17	116329000838	100000	31-Oct-17	15-Nov-17	71.06
Oct-17	116328003443	100000	31-Oct-17	15-Nov-17	70.95
	<b>TOTAL USD</b>	<b>2400000</b>			

**CITI BANK N.A : EURO FORWARDS**

CITI	EURO				
	Deal Id	Deal Amt	Option Start Date	Option End Date	Strike Price
Jul-17	117023002386	50000	31-Jul-17	14-Aug-17	75.45
Aug-17	117023002385	50000	31-Aug-17	15-Sep-17	75.82
Sep-17	117023002384	50000	29-Sep-17	13-Oct-17	76.17
Oct-17	117023002383	50000	31-Oct-17	15-Nov-17	76.61
Nov-17	117023002382	50000	30-Nov-17	15-Dec-17	76.98
Dec-17	117023002381	50000	29-Dec-17	12-Jan-18	77.36
	<b>TOTAL EURO</b>	<b>300000</b>			

The impact of such transactions is recognized immediately in profit and loss account on settlement of specific transaction.

**32. FOREIGN CURRENCY RECEIVABLES**

The amounts receivable in foreign currency as on 31st March 2017 (reinstated) on account of export sales:

Particulars	31.03.2017		31.03.2016	
	₹ (in Lakhs)	Foreign currency	₹ (in Lakhs)	Foreign currency
Debtors	1606.37	USD 24,77,493	1445.69	USD 21,84,814
	214.46	EUR 2,90,623 & GBP 12,968 & CAD \$ 5600	139.54	EUR 1,83,476 & Others 2500





### 33. EARNINGS PER SHARE

Particulars	2016-17	2015-16
Profit available for equity share holders (₹)	4,28,11,233	5,67,09,411
No of equity shares outstanding	2,70,69,307	2,65,55,280
No. of equity shares outstanding for BEPS	2,68,00,232	2,54,12,815
Weighted Average no. of potential equity shares, warrants and ESOP's outstanding	12,98,048	27,12,090
Total number of equity shares for DEPS	2,80,98,280	2,81,24,905
-Earning per share – Face Value of ₹ 2/-		
- Basic (₹)	1.60	2.23
- Diluted (₹)	1.52	2.02

### 34. CONTINGENT LIABILITIES (AS ON 31.03.2016)

₹ Lakhs

Particulars	As at 31st March 2017 (₹ In Lakhs)	As at 31st March 2016 (₹ In Lakhs)
Tax Disputes	36.83	36.83

Tax disputes are in respect of demands raised by income tax department amounting to ₹36.83 Lakhs for which the company has filed appeals with the Income Tax Appellate Tribunal.

### 35. Additional information pursuant to the provisions of paragraph 3, 4C and 4D of Part II of Schedule VI of the Companies Act.

#### a. Earnings in Foreign Currency (on accrual basis)

Particulars	2016-17 (₹ Lakhs)	2015-16 (₹ Lakhs)
FOB Value of Exports	5411.49	4634.37

#### b. Expenditure in Foreign Currency

Particulars	2016-17 (₹ Lakhs)	2015-16 (₹ Lakhs)
Expenditure	118.42	135.43

### **36. RELATED PARTY DISCLOSURES**

#### **1. Related Parties and Nature of Relationship**

- a. Cross Roads Detailing Inc., Indiana – Subsidiary Company
- b. RMM Global Inc., Indiana – Subsidiary Company
- c. J. Rana Pratap – Chief Manager-NBD – Son of Chairman & Managing Director
- d. A. Durga Sundeep – Chief Manager-ITB – Son of Director
- e. J.kavya- Manager Marketing & Coordination-Son's Wife of Chairman & Managing Director

#### **2. Key Management Personnel / Company in which directors are interested**

- a. J. Lakshmana Rao, Chairman & Managing Director
- b. J. Sudharani, Whole time Director, wife of Chairman & Managing Director
- c. RMM Global LLC.,(USA)
- d. Mold-Tek Packaging Ltd (Comprising the plastic division demerged from your company effective 1st April 2007.




## Related Party Transactions

₹ In Lakhs

Particulars	Subsidiaries		Associate Companies		Key Management Personnel		Others	
	2016-17	2015-16	2016-17	2015-16	2016-17	2015-16	2016-17	2015-16
<b>Sales</b>								
Crossroads Detailing, Inc., USA	729.63	1042.11						
RMM Global Inc., USA	3600.67	2184.63						
Mold-tek Packaging Ltd			-	34.35				
<b>Remuneration / Salaries</b>								
J. Lakshmana Rao					49.18*	56.13*		
J. Sudharani					64.53	57.60		
J. Rana Pratap							31.17	21.74
A.Durga Sundeep							27.00	17.74
J. Pratap							-	8.49
J. Kavya							-	10.30
<b>Dividend</b>								
J. Lakshmana Rao					2.64	12.18		
J. Sudharani					3.99	25.65		
Mold -tek Packaging Ltd			4.23	27.52				
<b>Outstanding Receivables</b>								
Crossroads Detailing, Inc., USA	164.57	469.23						
RMM Global Inc., USA	1367.53	917.30						
Mold-tek Packaging Ltd			-	16.18				
<b>Other Receivables</b>								
Mold-tek Packaging Ltd			-	6.63				
<b>Personnel Guarantee given to bank</b>								
J. Lakshmana Rao					840	840		


\*Excludes payments made in respect of leave encashment of previous year.

Per our report of even date  
**Praturi & Sriram**  
 Chartered Accountants  
 Firm Registration No. 0027395



  
**Sri Raghuram Praturi**  
 Partner  
 Membership No. 221770  
 Hyderabad. 30th May 2017

for and on behalf of the Board of Directors of Mold-Tek Technologies Ltd

  
**J. LAKSHMANA RAO**  
 Chairman & Managing Director  
 DIN: 00649702

  
**Satya Kishore N**  
 Chief Financial Officer

  
**J. SUDHA RANI**  
 Whole Time Director  
 DIN: 02348322

  
**A.SUBRAMANYAM**  
 Director  
 DIN: 00654046  
  
**POOJA JAIN**  
 Company Secretary  
 Mem No.: A38224

## Mold-Tek Technologies Inc

### Balance Sheet As at 31<sup>st</sup> March 2017

Particulars	31 <sup>st</sup> March 2017		31 <sup>st</sup> March 2016	
	USD	₹ 000	USD	₹ 000
<b>ASSETS</b>				
<b>Current Assets</b>				
Checking/Savings				
Checks in Transit	\$0	-	\$25,000	1,658
Corporate Checking	\$4,11,638	26,691	\$59,654	3,957
<b>Total Checking/Savings</b>	<b>\$4,11,638</b>	<b>26,691</b>	<b>\$84,654</b>	<b>5,615</b>
<b>Fixed Assets</b>				
Accumulated Depreciation	-\$87,718	(5,508)	-\$59,156	(3,593)
Vehicles & Computers	\$1,45,793	8,852	\$1,41,538	8,567
<b>Total Fixed Assets</b>	<b>\$58,075</b>	<b>3,344</b>	<b>\$82,382</b>	<b>4,974</b>
<b>Current Assets</b>				
Work in Process				
Loans & Advances	\$4,184	271	\$2,984	198
Accounts Receivable	\$18,95,253	1,22,888	\$12,63,980	83,840
<b>Total Current Assets Others</b>	<b>\$18,99,437</b>	<b>1,23,159</b>	<b>\$12,66,964</b>	<b>84,038</b>
<b>TOTAL ASSETS</b>	<b>\$23,69,150</b>	<b>1,53,194</b>	<b>\$14,33,999</b>	<b>94,627</b>
<b>LIABILITIES &amp; EQUITY</b>				
Liabilities				
Current Liabilities				
Accounts Payable				
Accounts Payable	\$537	35	\$8,000	531
<b>Total Accounts Payable</b>	<b>\$537</b>	<b>35</b>	<b>\$8,000</b>	<b>531</b>
Other Liabilities				
Related Party Due	\$22,41,294	1,45,326	\$13,85,213	91,881
<b>Total Long Term Liabilities</b>	<b>\$22,41,294</b>	<b>1,45,326</b>	<b>\$13,85,213</b>	<b>91,881</b>
<b>Total Liabilities</b>	<b>\$22,41,832</b>	<b>1,45,361</b>	<b>\$13,93,213</b>	<b>92,412</b>
<b>Equity</b>				
Equity	\$85,441	3,430	\$1,000	51
Retained Earnings	\$20,714	2,537	\$27,619	1,467
Foreign Currency Translation Reserve	\$0	448	\$0	(122)
Current Year earnings	\$21,163	1,418	\$12,167	819
<b>Total Equity</b>	<b>\$1,27,318</b>	<b>7,833</b>	<b>\$40,786</b>	<b>2,215</b>
<b>TOTAL LIABILITIES &amp; EQUITY</b>	<b>\$23,69,150</b>	<b>1,53,194</b>	<b>\$14,33,999</b>	<b>94,627</b>



**Mold-Tek Technologies Inc**  
**PROFIT & LOSS ACCOUNT FOR THE YEAR ENDED 31<sup>st</sup> March 2017**

Particulars	Apr to Mar'17		Apr to Mar'16	
	USD	₹ 000	USD	₹ 000
<b>Ordinary Income/Expense</b>				
Income				
Consulting Income	\$6,78,402	45,422	\$7,90,934	51,824
Other Income	\$5	0	\$521	33
Detailing	\$57,61,758	3,86,074	\$31,89,024	2,09,920
<b>Total Income</b>	<b>\$64,40,165</b>	<b>4,31,496</b>	<b>\$39,80,479</b>	<b>2,61,778</b>
<b>Cost of goods sold</b>				
Cost of Goods Sold -MTTL	<b>\$53,73,556</b>	<b>3,60,063</b>	<b>\$33,23,121</b>	<b>2,18,576</b>
Cost of Goods Sold -Silver	<b>\$1,21,510</b>	<b>8,140</b>	<b>\$36,820</b>	<b>2,454</b>
<b>Total COGS</b>	<b>\$54,95,066</b>	<b>3,68,203</b>	<b>\$33,59,941</b>	<b>2,21,030</b>
<b>Gross Profit</b>	<b>\$9,45,099</b>	<b>63,293</b>	<b>\$6,20,537</b>	<b>40,747</b>
Expense				
Back Charges	\$53,765	3,573	\$3,052	204
Bank Service Charges	\$1,329	89	\$1,143	75
Contributions	\$1,437	96	\$1,350	89
Insurance	\$7,028	471	\$13,811	913
Health Insurance	\$25,167	1,687	\$3,521	235
Exhibition Expenses	\$17,722	1,190	\$5,469	359
Merchant Account Fee	\$0	-	\$684	24
Publications	\$1,901	128	\$761	50
Office Supplies	\$4,316	287	\$605	40
Payroll Expenses	\$5,26,910	35,308	\$3,43,107	22,514
Rent	\$16,757	1,123	\$37,040	2,434
Postage and Delivery	\$484	32	\$463	30
Taxes	\$2,034	135	\$4,802	311
Professional Fees	\$36,340	2,437	\$8,897	564
Travelling Exp	\$1,06,906	7,150	\$1,13,198	7,430
Computer Maintenance	\$79,854	5,355	\$26,203	1,752
Communication Expenses	\$14,006	939	\$17,429	1,149
Visa Expenses	\$2,050	137	\$2,663	176
Gas & Electricity	\$0	-	\$339	22
Repair	\$0	-	\$1,635	107
Depreciation	\$28,562	1,915	\$22,198	1,451
<b>Total Expense</b>	<b>\$9,26,568</b>	<b>62,052</b>	<b>\$6,08,370</b>	<b>39,928</b>
<b>Net Ordinary Income</b>	<b>\$18,531</b>	<b>1,241</b>	<b>\$12,167</b>	<b>819</b>

## Accountant's Compilation Report

To the Shareholders

### **Mold-Tek technologies Inc**

(Formerly known as RMM Global, Inc.)

We have compiled the accompanying Balance Sheet of Mold-Tek technologies Inc (Formerly known as RMM Global, Inc.) as of March 31, 2017 and the related statement of income and cash flows for the year then ended. We have not audited or reviewed the accompanying financial statements and accordingly, we do not express an opinion or any other form of assurance about whether the financial statements are in accordance with accounting principles generally accepted in the United States of America.

The management is responsible for the preparation and fair presentation of the financial statements in accordance with the accounting principles generally accepted in the United States of America and for designing, implementing and maintaining internal control relevant to preparation and fair presentation of the financial statements.

Our responsibility is to conduct the compilation in accordance with statements on standards for Accounting and Review Services issued by the American Institute of Certified Accountants. The objective of a

compilation is to assist the company in presenting financial information in the form of financial statements without undertaking to obtain or provide any assurance that there are no material modifications that should be made to the financial statements.

Management has elected to omit substantially all of the disclosures required by generally accepted accounting principles. If the omitted disclosures were included in the financial statements, they might influence the user's conclusions about the Company's financial position, results of operations, and cash flows. Accordingly, these financial statements are not designed for those who are not informed about such matters.

The report is intended solely for the information and use of the owners and management of Mold-Tek technologies Inc (Formerly known as RMM Global, Inc.) and should not be used for any other purpose.

Respectfully submitted,

**Ami Shah**  
Certified Public Accountants

San Jose, CA  
May 24, 2017

To the Shareholders

### **Crossroads Detailing, Inc.**

Farmersburg, IN 47850

We have compiled the accompanying Balance Sheet of Crossroads Detailing, Inc. as of January 31, 2017 and the related statement of income and cash flows for the year then ended. We have not audited or reviewed the accompanying financial statements and accordingly, we do not express an opinion or any other form of assurance about whether the financial statements are in accordance with accounting principles generally accepted in the United States of America.

The management is responsible for the preparation and fair presentation of the financial statements in accordance with the accounting principles generally accepted in the United States of America and for designing, implementing and maintaining internal control relevant to preparation and fair presentation of the financial statements.

Our responsibility is to conduct the compilation in accordance with statements on standards for Accounting and Review Services issued by the American Institute of Certified Accountants. The objective of a compilation is to assist the company in presenting

financial information in the form of financial statements without undertaking to obtain or provide any assurance that there are no material modifications that should be made to the financial statements.

Management has elected to omit substantially all of the disclosures required by generally accepted accounting principles. If the omitted disclosures were included in the financial statements, they might influence the user's conclusions about the Company's financial position, results of operations, and cash flows. Accordingly, these financial statements are not designed for those who are not informed about such matters.

The report is intended solely for the information and use of the owners and management of Crossroads Detailing, Inc. and should not be used for any other purpose.

Respectfully submitted,

**Ami Shah**  
Certified Public Accountants

San Jose, CA  
May 24, 2017



## Crossroads Detailing Inc, USA

### Balance Sheet As at 31<sup>st</sup> January 2017

Particulars	Jan 31, 2017		Mar 31, 2016	
	USD	₹ 000	USD	₹ 000
<b>ASSETS</b>				
<b>Current Assets</b>				
Checking/Savings				
Checks in Transit	\$0	-	\$65,000	4,311
Corporate Checking	\$8,639	586	\$42,170	2,797
<b>Total Checking/Savings</b>	<b>\$8,639</b>	<b>586</b>	<b>\$1,07,170</b>	<b>7,109</b>
<b>Loans &amp; Advances</b>	\$39,190	2,657	\$8,000	531
<b>Total Loans &amp; Advances</b>	<b>\$39,190</b>	<b>2,657</b>	<b>\$8,000</b>	<b>531</b>
<b>Accounts Receivable</b>				
Accounts Receivable	\$5,10,839	34,640	\$6,85,987	45,502
Less: Provision for Bad Debts	\$0	-	\$0	-
<b>Total Accounts Receivable</b>	<b>\$5,10,839</b>	<b>34,640</b>	<b>\$6,85,987</b>	<b>45,502</b>
<b>Total Current Assets</b>	<b>\$5,58,668</b>	<b>37,883</b>	<b>\$8,01,157</b>	<b>53,141</b>
<b>Fixed Assets</b>				
<b>TOTAL ASSETS</b>	<b>\$5,58,668</b>	<b>37,883</b>	<b>\$8,01,157</b>	<b>53,141</b>
<b>LIABILITIES &amp; EQUITY</b>				
<b>Liabilities</b>				
<b>Current Liabilities</b>				
Accounts Payable				
Other Payables	\$21,915	1,486	\$21,925	1,454
Accounts Payable	\$4,68,752	31,786	\$7,13,862	47,351
Less : Back Charges	\$0	-	\$0	-
Total Accounts Payable	\$4,90,667	33,272	\$7,35,788	48,805
<b>Total Current Liabilities</b>	<b>\$4,90,667</b>	<b>33,272</b>	<b>\$7,35,788</b>	<b>48,805</b>
<b>Equity</b>				
Opening Bal Equity	\$84,441	3,379	\$84,441	3,379
Retained Earnings	-\$19,073	250	-\$22,328	37
Transfer from P&L appropriation A/C	\$0	-	\$0	-
Foreign Currency Translation Reserve	\$0	805	\$0	707
Profit & Loss Current year	\$2,632	177	\$3,255	213
<b>Total Equity</b>	<b>\$68,001</b>	<b>4,611</b>	<b>\$65,369</b>	<b>4,336</b>
<b>TOTAL LIABILITIES &amp; EQUITY</b>	<b>\$5,58,668</b>	<b>37,883</b>	<b>\$8,01,157</b>	<b>53,141</b>

## Cross Road Detailing INC

### PROFIT & LOSS ACCOUNT FOR THE YEAR ENDED 31<sup>st</sup> January 2017

Particulars	Apr to Jan'17		Apr to Mar'16	
	USD	₹ 000	USD	₹ 000
<b>Ordinary Income/Expense</b>				
Income				
Consulting Income	\$68,600	4,606	\$46,260	3,040
Other Income		-	\$30	2
Detailing	\$11,76,397	79,172	\$17,73,670	1,16,095
<b>Total Income</b>	<b>\$12,44,997</b>	<b>83,778</b>	<b>\$18,19,959</b>	<b>1,19,137</b>
<b>Cost of goods sold</b>				
Cost of Goods Sold -MTTL	<b>\$10,84,692</b>	<b>72,989</b>	<b>\$15,90,476</b>	<b>1,04,137</b>
Cost of Goods Sold -others	<b>\$33,343</b>	<b>2,245</b>	<b>\$63,465</b>	<b>4,104</b>
<b>Total COGS</b>	<b>\$11,18,035</b>	<b>75,234</b>	<b>\$16,53,941</b>	<b>1,08,241</b>
<b>Gross Profit</b>	<b>\$1,26,962</b>	<b>8,544</b>	<b>\$1,66,019</b>	<b>10,896</b>
Expense				
Back Charges	\$2,479	167	\$7,864	528
Bank Service Charges	\$730	49	\$1,010	66
Health Insurance	\$0	-	\$1,250	82
Office Supplies	\$0	-	\$150	10
Payroll Expenses	\$1,13,376	7,631	\$1,42,391	9,332
Taxes	\$341	23	\$1,989	128
Accounting charges	\$3,500	234	\$5,367	355
Telephone	\$1,241	83	\$1,455	96
Travelling	\$2,663	180	\$1,288	86
<b>Total Expense</b>	<b>\$1,24,330</b>	<b>8,367</b>	<b>\$1,62,764</b>	<b>10,683</b>
<b>Net Ordinary Income</b>	<b>\$2,632</b>	<b>177</b>	<b>\$3,255</b>	<b>213</b>





# INDEPENDENT AUDITOR'S REPORT

## TO THE MEMBERS OF MOLD-TEK TECHNOLOGIES LIMITED

### Report on the Consolidated Financial Statements

We have audited the accompanying Consolidated Financial Statements of **MOLD-TEK TECHNOLOGIES LIMITED** (hereinafter referred to as "the Holding Company") and its subsidiaries together referred to as "the Group") comprising of the Consolidated Balance Sheet as at 31st March, 2017, the Consolidated Statement of Profit and Loss, the Consolidated Cash Flow Statement for the year then ended, and a summary of the significant accounting policies and other explanatory information (hereinafter referred to as "the consolidated financial statements").

### Management's Responsibility for the Consolidated Financial Statements

The Holding Company's Board of Directors is responsible for the preparation of these Consolidated Financial Statements in terms of the requirements of the Companies Act, 2013 (hereinafter referred to as "the Act") that give a true and fair view of the consolidated financial position, consolidated financial performance and consolidated cash flows of the Group in accordance with the accounting principles generally accepted in India, including the Accounting Standards specified under Section 133 of the Act, read with Rule 7 of the Companies (Accounts) Rules, 2014. The respective Board of Directors of the companies included in the Group are responsible for maintenance of adequate accounting records in accordance with the provisions of the Act for safeguarding the assets of the Group and for preventing and detecting frauds and other irregularities; the selection and application of appropriate accounting policies; making judgments and estimates that are reasonable and prudent; and the design, implementation and maintenance of adequate internal financial controls, that were operating effectively for ensuring the accuracy and completeness of the accounting records, relevant to the preparation and presentation of the financial statements that give a true and fair view and are free from material misstatement, whether due to fraud or error, which have been used for the

purpose of preparation of the consolidated financial statements by the Directors of the Holding Company, as aforesaid.

### Auditor's Responsibility

Our responsibility is to express an opinion on these Consolidated Financial Statements based on our audit. While conducting the audit, we have taken into account the provisions of the Act, the accounting and auditing standards and matters which are required to be included in the audit report under the provisions of the Act and the Rules made there under.

We conducted our audit in accordance with the Standards on Auditing specified under Section 143(10) of the Act. Those Standards require that we comply with ethical requirements and plan and perform the audit to obtain reasonable assurance about whether the consolidated financial statements are free from material misstatement.

An audit involves performing procedures to obtain audit evidence about the amounts and the disclosures in the Consolidated Financial Statements. The procedures selected depend on the auditor's judgment, including the assessment of the risks of material misstatement of the consolidated financial statements, whether due to fraud or error. In making those risk assessments, the auditor considers internal financial control relevant to the Holding Company's preparation of the consolidated financial statements that give a true and fair view in order to design audit procedures that are appropriate in the circumstances. An audit also includes evaluating the appropriateness of the accounting policies used and the reasonableness of the accounting estimates made by the Holding Company's Board of Directors, as well as evaluating the overall presentation of the consolidated financial statements.

We believe that the audit evidence obtained by us and the evidence obtained and reviewed by the Independent accountant in terms of their reports

referred to in first paragraph of the Other Matters mentioned below, are sufficient and appropriate to provide a basis for our audit opinion on the consolidated financial statements.

### Opinion

In our opinion and to the best of our information and according to the explanations given to us, the aforesaid consolidated financial statements give the information required by the Act in the manner so required and give a true and fair view in conformity with the accounting principles generally accepted in India, of the consolidated state of affairs of the Group as at 31st March, 2017, and their consolidated profit and their consolidated cash flows for the year ended on that date.

### Other Matters

We did not audit the financial statements / financial information of wholly owned foreign Subsidiary namely Mold-Tek Technologies, Inc., (formerly known as M/s. RMM Global, Inc., with which M/s. Cross Roads Detailing Inc., another wholly owned subsidiary of Mold-Tek Technologies Limited was merged), whose financial statements reflect total assets of Rs.1531.94 Lakhs as at 31st March, 2017, total revenues of Rs. 718.37 Lakhs for the year ended on that date, as considered in the consolidated financial statements. The consolidated financial statements also include the Group's share of net profit of Rs.14.18 Lakhs for the year ended 31st March, 2017, as considered in the consolidated financial statements, in respect of whose financial statements have not been audited by us. These financial statements, unaudited and reviewed by the Independent accountant, have been furnished to us by the Management and our opinion on the consolidated financial statements, in so far as it relates to the amounts and disclosures included in respect of these subsidiaries and our report in terms of sub-sections (3) of Section 143 of the Act in so far as it relates to the aforesaid subsidiaries, is based solely on such unaudited financial statements. In our opinion and according to the information and explanations given to us by the Management, these financial statements are not material to the Group.

Our opinion on the consolidated financial statements, and our report on Other Legal and Regulatory Requirements below, is not modified in respect of the above matters with respect to our reliance on the work done and the reports of the Independent accountant and the financial statements certified by the Management.

### Report on Other Legal and Regulatory Requirements

1. As required by Section 143(3) of the Act, we report, to the extent applicable, that:
  - (a) We have sought and obtained all the information and explanations which to the best of our knowledge and belief were necessary for the purposes of our audit of the aforesaid consolidated financial statements.
  - (b) In our opinion, proper books of account as required by law relating to preparation of the aforesaid consolidated financial statements have been kept so far as it appears from our examination of those books and the reports of the other auditors.
  - (c) The Consolidated Balance Sheet, the Consolidated Statement of Profit and Loss, and the Consolidated Cash Flow Statement dealt with by this Report are in agreement with the relevant books of account maintained for the purpose of preparation of the consolidated financial statements.
  - (d) In our opinion, the aforesaid consolidated financial statements comply with the Accounting Standards specified under Section 133 of the Act, read with Rule 7 of the Companies (Accounts) Rules, 2014.
  - (e) On the basis of the written representations received from the directors of the Holding Company as on 31st March, 2017 taken on record by the Board of Directors of the Holding Company and the reports of the statutory auditors of its subsidiary companies, none of the directors of the Group companies is disqualified as on 31st



March, 2017 from being appointed as a director in terms of Section 164 (2) of the Act.

(f) With respect to the other matters to be included in the Auditor's Report in accordance with Rule 11 of the Companies (Audit and Auditor's) Rules, 2014, in our opinion and to the best of our information and according to the explanations given to us:

i) The consolidated financial statements disclose the impact of pending litigations on the consolidated financial position of the Group Refer Note No. 34 to the consolidated financial statements.

ii) The company has made provision in the consolidated financial statements, as required under the applicable law or accounting standards, for material foreseeable losses, if any, on long-term contracts including derivative contracts – Refer (a) Note No. 31 to the consolidated financial statements in respect of such items as it relates to the Group and (b) the Group's share of net profit/loss in respect of its associates.

iii) There has been no delay in transferring amounts, required to be transferred, to the Investor Education and Protection fund by the Holding Company.

iv) The Company has provided requisite disclosures in its consolidated financial statements as to holdings as well as dealings in Specified Bank Notes during the period from 8 November, 2016 to 30 December, 2016 and these are in accordance with the books of accounts maintained by the Company. Refer Note No. 19 to the consolidated financial statements.

For **Praturi & Sriram**  
Chartered Accountants  
Firm Reg. No. 002739S

**Sri Raghuram Praturi**  
Partner  
Membership No. 221770

Place: Hyderabad  
Date: 30<sup>th</sup> May, 2017

# MOLD-TEK TECHNOLOGIES LIMITED

## CONSOLIDATED BALANCE SHEET AS AT 31<sup>ST</sup> MARCH 2017

₹000

Particulars	Notes	As at 31 <sup>st</sup> March	
		2017	2016
<b>I. EQUITY AND LIABILITIES</b>			
<b>1. SHAREHOLDERS' FUNDS</b>			
(a) Share Capital	4	54,139	53,111
(b) Money received against share warrants		-	-
(c) Reserves & Surplus	5	2,92,343	2,41,486
<b>2. SHARE APPLICATION MONEY PENDING ALLOTMENT</b>			
<b>3. NON-CURRENT LIABILITIES</b>			
(a) Long-Term Borrowings	6	8,776	14,470
(b) Other Long-Term Liabilities	7	326	508
(c) Long-Term Provisions	8	14,145	11,189
(d) Deferred Tax Liabilities (Net)	9	8,709	10,926
<b>4. CURRENT LIABILITIES</b>			
(a) Short-Term borrowings	10	31,593	62,808
(b) Trade Payables	11	7,792	8,179
(c) Other Current Liabilities	12	41,827	30,680
(d) Short-Term Provisions	13	32,475	16,700
<b>Total</b>		<b>4,92,125</b>	<b>4,50,057</b>
<b>II. ASSETS</b>			
<b>1. NON-CURRENT ASSETS</b>			
(a) Fixed Assets			
(i) Tangible Assets	14	1,82,989	1,75,238
(ii) Intangible Assets	14	29,243	15,987
(iii) Capital Work-in-Progress	14	-	7,529
(iv) Leasehold Building	14	1,099	1,449
(b) Goodwill on Consolidation		-	-
(c) Long-term loans & Advances	15	10,608	8,784
(d) Other Non-Current Assets	16	344	556
<b>2. CURRENT ASSETS</b>			
(a) Current Investments		-	-
(b) Inventories	17	14,399	29,178
(c) Trade Receivables	18	1,64,654	1,54,562
(d) Cash and cash equivalents	19	28,866	16,654
(e) Short-term loans & Advances	20	35,001	35,505
(f) Other Current Assets	21	24,922	4,615
<b>TOTAL</b>		<b>4,92,125</b>	<b>4,50,057</b>

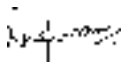
The accompanying notes 1 to 36 are integral part of the Financial Statements

Per our report of even date

**Praturi & Sriram**

Chartered Accountants

Firm Registration No. 002739S



**Sri Raghuram Praturi**

Partner

Membership No. 221770

Hyderabad. 30th May 2017

for and on behalf of the Board of Directors of Mold-Tek Technologies Ltd

**J. LAKSHMANA RAO**

Chairman & Managing Director

DIN: 00649702

**SATYA KISHORE N**

Chief Financial Officer

**A.SUBRAMANYAM**

Director

DIN: 00654046

**J. SUDHA RANI**

Whole Time Director

DIN: 02348322

**POOJA JAIN**

Company Secretary

Mem No.: A38224



# MOLD - TEK TECHNOLOGIES LIMITED

CONSOLIDATED STATEMENT OF PROFIT AND LOSS FOR THE YEAR ENDED 31<sup>ST</sup> MARCH 2017 ₹000

	Notes	Year Ended 31 <sup>st</sup> March	
		2017	2016
<b>I. INCOME</b>			
Domestic sales	22	17,836	14,152
Export sales		6,12,986	5,15,044
Other income	23	46,770	40,792
WIP Increase/(Decrease)	24	(14,779)	10,557
<b>TOTAL</b>		<b>6,62,813</b>	<b>5,80,545</b>
<b>II. EXPENDITURE</b>			
Employees remuneration & benefits	25	4,32,116	3,53,557
Selling & distribution expenses	26	2,579	3,322
Other expenses	27	1,05,331	94,690
Interest & financial charges	29	7,665	9,437
Provision for bad debts & back charges		31,600	20,806
Preliminary & deferred expenses written off		-	-
Depreciation	14	27,086	21,310
<b>TOTAL</b>		<b>6,06,377</b>	<b>5,03,122</b>
<b>III. Profit Before Prior Period Adjustments &amp; Tax</b>		<b>56,436</b>	<b>77,423</b>
Provision for Taxation for the year		14,710	19,681
Provision for Deferred Tax for the year		(2,216)	-
<b>IV. Profit After Tax</b>		<b>43,942</b>	<b>57,742</b>
Extraordinary Items & Prior Period Adjustments	30	(287)	-
<b>V. Profit Transferred to Balance Sheet</b>		<b>44,229</b>	<b>57,742</b>
Earning Per Share of ₹ 2 Face Value			
- Basic (₹)		1.65	2.27
- Diluted (₹)		1.57	2.05
Annualised Earning Per Share on ₹ 2 Face Value			
- Basic (₹)		1.65	2.27
- Diluted (₹)		1.57	2.05

Per our report of even date

**Praturi & Sriram**

Chartered Accountants

Firm Registration No. 002739S

**Sri Raghuram Praturi**

Partner

Membership No. 221770

Hyderabad. 30th May 2017

for and on behalf of the Board of Directors of Mold-Tek Technologies Ltd

**J. LAKSHMANA RAO**

Chairman & Managing Director

DIN: 00649702

**J. SUDHA RANI**

Whole Time Director

DIN: 02348322

**SATYA KISHORE N**

Chief Financial Officer

**A.SUBRAMANYAM**

Director

DIN: 00654046

**POOJA JAIN**

Company Secretary

Mem No.: A38224

**MOLD-TEK TECHNOLOGIES LIMITED**  
**CONSOLIDATED CASH FLOW STATEMENT FOR THE YEAR ENDED 31<sup>ST</sup> MARCH 2017**

₹000

	For the year ended 31st March			
	2017		2016	
<b>A. CASH FLOW FROM OPERATING ACTIVITIES</b>				
Net Profit before tax as per P&L Account		56,436		77,423
Adjustment for:				
Depreciation	27,086		21,310	
Employee Share Option Expense	20,436		4,905	
Profit on Sale of Asset	(17,506)		(17,494)	
Unrealised Foreign Exchange (Gain) / Loss	(4,548)		(10,891)	
(Gain)/ Loss on Forward Contracts	(3,173)		(9,286)	
Finance Cost Paid	7,665	29,960	9,436	(2,019)
<b>Operating Profit before Working Capital Changes</b>		86,396		75,404
Adj for Decrease / (Increase) in Operating Assets:				
Trade Receivable	(5,544)		(20,297)	
Work In Process	14,779		(10,556)	
Long Term Loans & Advances	(1,824)		(1,897)	
Other Current Assets	(20,307)		(274)	
Short Term Loans and Advances	(17)		(8,568)	
Adj for Increase/(Decrease) in Operating Liabilities:				
Short Term Borrowings	(31,215)		(408)	
Trade Payables	(387)		(3,200)	
Other current liabilities	11,147		5,585	
Short term provisions	2,618		6,425	
Long Term Provision	2,956		361	
Other Long Term Liabilities	(182)	(27,976)	(754)	(33,583)
<b>Cash Generated From Operating Activities</b>		58,420		41,822
Less: Income taxes paid		14,189		25,691
Add: Prior Period Adjustment (Cash Item)		287		-
<b>Net Cash Generated From Operating Activities</b>		44,517		16,131
<b>B. CASH FLOW FROM INVESTMENT ACTIVITIES</b>				
Purchase of Fixed Assets (Including Capital W-In-Progress)	(44,089)		(42,799)	
Sale of Fixed Assets	21,382		21,355	
Receipts from Forward Contract	3,173		9,286	
(Increase)/Decrease in Other Non Current Assets	212		274	
<b>Net Cash Outflow From Investment Activities</b>		(19,322)		(11,883)
<b>C. CASH FLOW FROM FINANCING ACTIVITIES</b>				
Proceeds from Share Capital	1,028		6,020	
Proceeds from Share Application Money	-		(4,680)	
Proceeds from Share Premium	16,159		12,840	
Employee Stock Option Scheme	(10,229)		(84)	
Additions/ (Repayment) of Secured Loans	(5,694)		11,656	
Dividends Paid (Incl Dividend Distribution Tax)	(6,447)		(40,035)	
Finance Cost Paid	(7,665)		(9,436)	
<b>Net Cash Outflow From Financing Activities</b>		(12,848)		(23,720)
<b>Net Increase/(Decrease) in Cash &amp; Cash Equivalents</b>		12,347		(19,472)
<b>D. Opening Balance of Cash &amp; Cash Equivalents</b>		16,655		36,029
<b>E. Effects of Currency Translation on Cash &amp; Cash Equivalents</b>		(136)		98
<b>F. Closing Balance of Cash &amp; Cash Equivalents</b>				
Cash In Hand	37		6	
Current Accounts With Scheduled Banks	28,829	28,866	16,649	16,655

Per our report of even date

**Praturi & Sriram**

Chartered Accountants

Firm Registration No. 002739S

**Sri Raghuram Praturi**

Partner

Membership No. 221770

Hyderabad. 30th May 2017

for and on behalf of the Board of Directors of Mold-Tek Technologies Ltd

**J. LAKSHMANA RAO**

Chairman &amp; Managing Director

DIN: 00649702

**Satya Kishore N**

Chief Financial Officer

**A.SUBRAMANYAM**

Director

DIN: 00654046

**POOJA JAIN**

Company Secretary

Mem No.: A38224

Annual Report 2016-17



## SIGNIFICANT ACCOUNTING POLICIES AND NOTES ON CONSOLIDATED ACCOUNTS

### 1. SIGNIFICANT ACCOUNTING POLICIES

#### A. Method of Accounting

- a. These financial statements are prepared in accordance with Indian Generally Accepted Accounting Principles (GAAP) under the historical cost convention on the accrual basis except for certain financial instruments which are measured at fair values. GAAP comprises mandatory accounting standards as prescribed under Section 133 of the Companies Act, 2013 ('Act') read with Rule 7 of the Companies (Accounts) Rules, 2014, the provisions of the Act (to the extent notified) and guidelines issued by the Securities and Exchange Board of India (SEBI). Accounting policies have been consistently applied except where a newly issued accounting standard is initially adopted or a revision to an existing accounting standard requires a change in the accounting policy hitherto in use.

The financial statements are prepared in accordance with the principles and procedures required for the preparation and presentation of consolidated financial statements as laid down under the Accounting Standard (AS) 21, 'Consolidated financial Statements'.

- b. The company generally recognizes income and expenditure on an accrual basis except those with significant uncertainties.
- c. The preparation of financial statements requires the management to make estimates and assumptions considered in the reported amount of assets and liabilities (including contingent liabilities) as of the date of the financial statements and the reported income and expenses during the reporting period. Management believes that the estimates used in the preparation of the financial statements are prudent and reasonable. Future results could differ from these estimates.
- d. All intercompany transactions, balances

and unrealized surpluses and deficits on transactions between group companies are eliminated.

- e. The financial statements of the subsidiaries are drawn up to 31st March, 2017.

#### B. Tangible Assets and Intangible Assets:

- a. Tangible Assets are stated at original cost including taxes, freight and other incidental expenses related to acquisition/installation and after adjustment of CENVAT benefits less accumulated depreciation and impairment in accordance with Accounting Standards 10 and 26 issued by Institute of Chartered Accountants of India (ICAI). Interest/financing costs on borrowed funds attributable to assets are treated in accordance with Accounting Standard 16 issued by ICAI.
- b. Intangible assets are recorded at the consideration paid for acquisition of such assets and are carried at cost less accumulated amortization and impairment.
- c. Expenditure not specifically identified to any asset and incurred in respect of Fixed Assets not commissioned is carried forward as expenditure pending allocation and forms part of Capital work in progress.
- d. Lease Hold improvement are stated at original cost including taxes, freight and other incidental expenses related to acquisition/installation and after adjustment of CENVAT benefits less accumulated depreciation as per management in accordance with Lease hold period.

#### C. Depreciation

Depreciation on tangible assets is provided on the straight-line method over the useful lives of assets. Depreciation for assets purchased / sold during a period is proportionately charged. Intangible assets are amortized over

their respective individual estimated useful lives on a straight-line basis, commencing from the date the asset is available to the Company for its use. As prescribed under Part C of Schedule II of the Companies Act 2013.

Residual values of assets depreciated on straight line basis to the extent of assets not in use, and/or discarded having outlived their utility are charged off during the year.

#### **D. Impairment of Assets**

The Management periodically assesses using, external and internal sources, whether there is an indication that an asset may be impaired. An impairment loss is recognized wherever the carrying value of an asset exceeds its recoverable amount. The recoverable amount is higher of the asset's net selling price and value in use, which means the present value of future cash flows expected to arise from the continuing use of the asset and its eventual disposal. An impairment loss for an asset is reversed if, and only if, the reversal can be related objectively to an event occurring after the impairment loss was recognized. The carrying amount of an asset is increased to its revised recoverable amount, provided that this amount does not exceed the carrying amount that would have been determined (net of any accumulated amortization or depreciation) had no impairment loss been recognized for the asset in prior years.

#### **E. Investments**

Investments are carried in accounts at cost of acquisition or at declined value. Decline in value of the investments are considered in accordance with Accounting Standard 13. Decline in carrying value of investment considered to be permanent in nature, is provided for / adjusted in accordance with the said standard. Decline in value of investment is charged to profit and loss account in earlier accounting periods is reversed if the change of value is permanent in nature.

#### **F. Interest and Financial Charges**

- a. Documentation, Commitment and Service Charges are spread over the tenure of the finance facility.
- b. Interest on Hire Purchase finance is charged to Statement of Profit and Loss on diminishing balance method as per the guidance note of ICAI.

#### **G. Loans under Deferred Credit / Hire Purchase**

The hypothecation rights of assets financed by hire purchase vest with the financing companies and on expiry of agreements will be transferred in favour of the Company. The cash price of assets thus financed is capitalized and the principal amount along with future interest is reflected in unsecured loans. The corresponding amount of future interest is reflected as deferred interest under Loans & Advances.

#### **H. Revenue Recognition**

The Company presents revenues net of indirect taxes in its statement of profit and loss. Income from services is recognized when the same are fully rendered and billable. The company adopts the percentage of completion basis for certain customers, and for certain customers on monthly fixed billing basis.

Work-in-process on incomplete service assignments and works are estimated based on extent of completion as at the end of the year.

Export Benefit under the Duty Free Credit Entitlements is recognized in the statement of profit and loss, when right to receive such entitlement is established as per terms of the relevant scheme in respect of exports made and where there is no significant uncertainty regarding compliance with the terms and conditions of such scheme.





## **I. Employee Benefits**

### **a. Gratuity & Provident fund**

The Company provides for gratuity, a defined benefit retirement plan ('the Gratuity Plan') covering eligible employees. The Gratuity Plan provides a lump-sum payment to vested employees at retirement, death, incapacitation or termination of employment, of an amount based on the respective employee's salary and the tenure of employment with the Company. Liabilities with regard to the Gratuity Plan are determined by actuarial valuation, performed by an independent actuary, at each Balance Sheet date using the projected unit credit method. The Company recognizes the net obligation of the gratuity plan in the Balance Sheet as an asset or liability, respectively in accordance with Accounting Standard (AS) 15, 'Employee Benefits'. The Company's overall expected long-term rate-of-return on assets has been determined based on consideration of available market information, current provisions of Indian law specifying the instruments in which investments can be made, and historical returns. The discount rate is based on the Government securities yield. Actuarial gains and losses arising from experience adjustments and changes in actuarial assumptions are recognized in the statement of profit and loss in the period in which they arise.

### **b. Liability for Leave Encashment**

The employees of the company are entitled to leave encashment which are both accumulating and non-accumulating in nature in accordance with the policy of the company. The expected cost of accumulating leave encashment is determined by actuarial valuation using projected unit credit method on the additional amount expected to be paid / availed as a result of the unused entitlement net off absences during the period that has accumulated at the Balance sheet date.

### **c. Overseas**

In respect of overseas subsidiaries, contributions payable under employee social security schemes which are defined contribution schemes, are charged to the Profit and Loss Account.

### **d. Employee share based payments**

The company accounts for equity settled stock options as per the accounting treatment prescribed by Securities and Exchange Board of India (share based employee benefits) Regulations, 2014 and the Guidance Note on Employee Share-based Payments issued by ICAI using the intrinsic value method.

## **J. Foreign Currency Transactions, balances and translation of financial statements of foreign operations**

### **Foreign currency transactions:**

Foreign currency transactions are recorded using the exchange rates prevailing on the dates of the respective transactions. Exchange differences arising on foreign currency transactions settled during the year are recognized in the statement of profit and loss.

Monetary assets and liabilities denominated in foreign currencies as at the balance sheet date are reported using the foreign exchange rates as at the balance sheet date. The resultant exchange differences are recognized in the statement of profit and loss. Non monetary assets and liabilities are carried at the rates prevailing on the date of transaction.

Exchange differences arising on a monetary item that, in substance, forms part of the Company's net investment in a non integral foreign operation are accumulated in a foreign currency translation reserve in the Company's financial statements. Such exchange differences are recognized in the statement of profit and loss in the event of disposal of the net investment.

**Foreign operations:**

The financial statements of the foreign integral subsidiaries, collectively referred to as the 'foreign integral operations' are translated into Indian rupees as follows:

- a. Items of income and expenditure are translated at the respective monthly average rates;
- b. Monetary items are translated using the closing rate;
- c. Non monetary items are translated using the monthly average rate which is expected to approximate the actual rate on the date of transaction; and
- d. The net exchange difference resulting from the translation of items in the financial statements of foreign integral operations is recognized in the statement of profit and loss as foreign exchange gain/loss.

The financial statements of non integral foreign operations are translated into Indian rupees as follows:

- All assets and liabilities, both monetary and non monetary are translated using the closing rate;
- Items of income and expenditure are translated at the respective monthly average rates; and
- The resulting net exchange difference is recognized in foreign currency translation reserves and surplus.

**K. Foreign Exchange Derivatives and Hedging Transactions**

Company uses foreign exchange forward to hedge its risk associated with foreign currency fluctuation. In respect of derivative and hedging transactions gains/Losses arising on settlement or on cancellation are recognized in Statement of Profit and Loss account on settlement.

**L. Taxes on Income**

Provision for current tax is made in accordance with the provisions of the Income-tax Act, 1961. Deferred tax provisioning on account of timing difference between taxable & accounting income, is made in accordance with Accounting Standard 22 issued by ICAI. Deferred tax asset over and above the liability accounted in earlier periods is neither disclosed nor recognized in the books.

**M. Miscellaneous Expenditure**

Preliminary and deferred expenses are amortized over a period of 5 years.

**N. Leases**

Assets taken on lease where the Company acquires substantially the entire risks and rewards incidental to ownership are classified as finance leases. The amount recorded is the lesser of the present value of the cumulative minimum lease rentals along with other incidental expenses during the lease term or the asset's fair value. The rental obligations, net of interest charges, are reflected in loans and advances. Leases that do not transfer substantially all of the risks and rewards of ownership are classified as operating leases and recorded as expenses as and when payments are made over the lease term.

**O. Earnings per Share**

The Basic earnings per share ("BEPS") is calculated by dividing the net profit or loss for the year attributable to equity shareholders (after deducting attributable taxes) by the weighted average number of equity shares outstanding during the year. The diluted Earnings per share ("DEPS") is calculated after adjusting the weighted average number of Equity shares to give effect to the potential equity shares on the fully convertible warrants outstanding.



## P. Contingent Liabilities & Assets

Provisions involving substantial degree of estimation in measurement are recognized when there is a present obligation as a result of past events and it is probable that there will be an outflow of resources. Contingent liabilities are not recognized but are disclosed in the notes. Contingent assets are neither recognized nor disclosed in the financial statements.

### **NOTES TO THE BALANCE SHEET & PROFIT AND LOSS ACCOUNT**

## 2. Principles of Consolidation

The Consolidated Financial Statements relate to Mold-Tek Technologies Limited, the parent company, (hereafter referred to as the company) and its subsidiaries, Crossroad Detailing Inc., Indiana and RMM Global Inc., Ohio, both of which are US based companies.

The Consolidated statements are prepared on the following basis:

- The Financial Statements of the company and its subsidiary companies have been combined on a line-by-line basis by adding together the book values of the items of assets, liabilities, income and expenses, after fully eliminating intra-group balances and intra-group transactions resulting in unrealized profits or losses as per Accounting Standard 21, consolidated financial statements, issued by ICAI.
- As far as possible, the consolidated financial statements are prepared using uniform accounting policies for like transactions and other events in similar circumstances and re presented in the same manner as the company stand alone financial statements.
- All assets and liabilities are converted at the exchange rate prevailing on the

balance sheet date. Revenue items are converted at the average rate prevailing during the year. The financials statements of the subsidiaries used in the consolidation are drawn up to the same reporting date as that of the company, 31st March, 2017.

- On acquisition, the excess of the cost to the company, of its investments in the subsidiary companies over the equity is recognized in the consolidated financial statements as Goodwill.
- There is no minority interest in the consolidated subsidiary as both the subsidiaries are fully owned by the company.

The subsidiaries considered in the preparation of consolidated financial statements along with the parent company, Mold-Tek Technologies Limited, are Crossroads Detailing Inc. and RMM Global Inc., both incorporated in USA respectively, the parent company ownership interest in both of them is 100% as on 31st March, 2017.

3. The previous period figures have been reworked, regrouped, rearranged and reclassified wherever necessary. Accordingly, amounts and other disclosures for the preceding year are included as integral part of the current year financial statements and are to be read in relation to the amounts and other disclosures relating to the current year.

**4. SHARE CAPITAL**

₹ 000

	As at March 31, 2017	As at March 31, 2016
<b>a. Authorised:</b>		
6,50,00,000 equity shares of ₹2 each	13,00,00	13,00,00
(March 31,2016: 6,50,00,000 equity shares of ₹2 each)		
	<b>13,00,00</b>	<b>13,00,00</b>
<b>b. Issued, Subscribed and Paid up</b>		
2,70,69,307 equity shares of ₹2 each	5,41,39	5,31,11
(March 31, 2016: 2,65,55,280 equity shares of ₹2 each)		
	<b>5,41,39</b>	<b>5,31,11</b>

- 4.1 As per the Scheme of Arrangement approved by the Honorable High court of Andhra Pradesh vide its order dated 25th July, 2008, entire share capital of the company was restructured into 30,90,024 equity share of ₹10 each consequent to the demerger of the plastics division of the company into a separate company, viz., Mold-Tek Plastics Limited (Since renamed as, Mold-Tek Packaging Limited).
- 4.2 5,00,000 equity shares of ₹ 10 each issued at a premium of ₹ 38 per share on 24th April, 2006 by way of preferential offer.
- 4.3 5,24,957 equity shares of ₹10 each issued at a premium of ₹ 65 per share on 8th April, 2010 by way of preferential offer.
- 4.4 37,125 equity shares of ₹ 10 each issued at a premium of ₹ 60.00 per share on 29th April, 2011 by way of Employee Stock Option Scheme.
- 4.5 5,10,000 equity shares of ₹ 10 each issued at a premium of ₹ 70 per share on 29th June, 011 by way of preferential offer.
- 4.6 26,200 equity shares of ₹ 10 each issued at a premium of ₹ 60.00 per share on 29th May, 2012 by way of Employee Stock Option Scheme.
- 4.7 10,900 equity shares of ₹ 10 each issued at a premium of ₹ 60.00 per share on 17th April, 2014 by way of Employee Stock Option Scheme.
- 4.8 9,850 equity shares of ₹ 10 each issued at a premium of ₹ 60.00 per share on 2nd March, 2016 by way of Employee Stock Option Scheme.
- 4.9 6,00,000 equity shares of ₹ 10 each issued at a premium of ₹ 21.20 per share on 19th August 2016 by way of preferential offer
- 4.10 2000 equity shares of ₹ 10 each issued at a premium of ₹ 18.00 per share on 26th October, 2016 by way of Employee Stock Option Scheme.
- 4.11 Pursuant to the Shareholders approval dated 3 Feb 2017, Company's Equity shares of ₹ 10/- each were split into Equity shares of ₹ 2/- each fully paid up, resulting in increase in no of shares from 53,11,056 equity shares of ₹ 10/- each to 2,65,55,280 equity shares of ₹ 2/- each
- 4.12 2,27,795 equity shares of ₹ 2 each issued at a premium of ₹ 28.14 per share on 20th April 2016 by way of Employees Stock Option Scheme
- 4.13 2,86,232 equity shares of ₹ 2 each issued at a premium of ₹ 34.06 per share on 23rd Feb 2017 by way of Employees Stock Option Scheme



**The reconciliation of the number of shares outstanding is set out below**

Particulars	As at March 31, 2017		As at March 31, 2016	
	Number	₹	Number	₹
Shares outstanding at the beginning of the year*	2,65,55,280	5,31,10,560	2,35,45,280	4,70,90,560
Add: Shares Issued on exercise of Employee Stock Option Scheme	5,14,027	10,28,054	10,000	20,000
Shares Issued on exercise of warrants by preferential offer	-		30,00,000	60,00,000
Shares outstanding at the end of the year	2,70,69,307	5,41,38,614	2,65,55,280	5,31,10,560

\* based on the Split up of shares of ₹ 10 each to ₹ 2 each

**The details of Shareholders holding more than 5% shares**

Name of Shareholder	As at 31 March 2017		As at 31 March 2016	
	No. of Shares *	% Held	No. of Shares*	% Held
Mold-Tek packaging Limited	21,17,165	7.82	21,17,165	7.97
Janumahanti Sudha Rani	20,00,823	7.39	19,73,210	7.43
A Subrahmanyam	17,65,090	6.52	17,65,090	6.65
TOTAL	58,83,078	21.73	58,55,465	22.05

\* based on the Split up of shares of ₹ 10 each to ₹ 2 each

**MTTL Employee Stock Option Scheme**

1,50,000 Options have been granted to employees on 21st April 2010 under the Employees Stock Option scheme, in accordance with the guidelines issued by Securities and Exchange Board of India (Employee Stock Option Scheme and Employee Stock Purchase Scheme) Guidelines, 1999, at the rate of ₹28/- per option.

1,15,925 Options have been granted to employees on 2nd Mar 2016 under the Employees Stock Option scheme, in accordance with the guidelines issued by Securities and Exchange Board of India (Employee Stock Option Scheme and Employee Stock Purchase Scheme) Guidelines, 1999, at the rate of ₹61/- per option.

2,00,000 Options have been granted to employees on 3rd August 2016 under the Employees Stock Option scheme, in accordance with the guidelines issued by Securities and Exchange Board of India (Employee Stock Option Scheme and Employee Stock Purchase Scheme) Guidelines, 1999, at the rate of ₹73/- per option.

The above Options of 10 face value are converted to ₹ 2 face value each Pursuant to the Shareholders approval dated 3 Feb 2016, Company's Equity shares of ₹10/- each were split into Equity shares of ₹ 2/- each fully paid up.

Particulars	As at 31 March	
	2017	2016
Options Outstanding, beginning of the year*	15,69,625	5,81,625
Add: Granted		10,00,000
Less: Exercised	5,14,027	10,000
Less: Forfeited	26,625	2,000
Options Outstanding, end of the year	10,28,973	15,69,625

\* based on the Split up of shares of ₹ 10 each to ₹ 2 each

The Discount value (₹17.94) of Option on 5,69,625 Options granted on 2nd March 2016 is accounted as deferred Employee Compensation which is either amortised on a straight line basis over the vesting period or on the basis of option exercised whichever is earlier.

The Discount value (₹21.46) of Option on 10,00,000 options granted on 3rd August 2016 is accounted as deferred Employee Compensation which is either amortised on a straight line basis over the vesting period or on the basis of option exercised whichever is earlier.

## 5. RESERVES & SURPLUS

₹ 000

Particulars	As at 31 <sup>st</sup> March	
	2017	2016
1. Securities Premium		
Opening Balance	12,47,15	11,18,75
Add: During the Year	1,61,59	1,28,40
	14,08,74	12,47,15
2. General Reserve		
Opening Balance	2,35,45	1,78,57
Add: Transfer from Profit for the year	4,281	56,71
Add: Transfer from ESOPS outstanding for the year		17
	2,78,26	2,35,45
3. Capital Reserve		
Opening Balance	3,17,01	3,17,01
Add: During the Year	-	-
	3,17,01	3,17,01
4. Share Options Outstanding Account		
Opening Balance	3,16,79	1,01
Add: Current Year Transfer	-	3,16,79



Less: Deferred Employee Compensation Expenses	63,38		2,67,74	
Less: Exercised	1,02,29		84	
Less: Forfeited	-	1,51,12	17	49,05
<b>5. Surplus</b>				
Opening Balance	55,065		2,85,63	
Less: Fixed Asset Adjustment	-			
Add: Profit/(Loss) for the year	44,229	99,294	5,77,42	8,63,05
<b>6. Foreign Currency Translation Reserve</b>				
Opening Balance	5,84		4,86	
Add: Profit/(Loss) for the year	(1,35)	449	98	5,84
<b>7. Capital Reserve on Consolidation</b>		9,71		9,71
<b>Less: Appropriations</b>				
a. Interim dividend	8,121		1,59,33	
b. Proposed final dividend	8,166		53,11	
c. Tax on Dividend	3,316		43,25	
d. General Reserve	4,281	23,884	56,71	3,12,40
<b>TOTAL</b>		<b>292,343</b>		<b>24,14,86</b>

During the year Board of Directors at their meeting held on 19<sup>th</sup> April 2017 has declared an interim dividend of ₹ 0.30 per equity share and the Board of Directors at their Meeting held on May 30, 2017 has recommended a final dividend of ₹ 0.30 per equity share.

**6. LONG TERM BORROWINGS**

₹ 000

Particulars	As at 31 <sup>st</sup> March 2017		As at 31 <sup>st</sup> March 2016	
	Non- Current	Other Current	Non- Current	Other Current
(i) Secured Loans				
- Term loan from Banks	75,00	50,00	1,25,00	50,00
- Hire Purchases Finance	12,76	6,94	19,70	8,44
<b>TOTAL</b>	<b>87,76</b>	<b>56,94</b>	<b>1,44,70</b>	<b>58,44</b>

**Notes:**

**Long Term loan and working capital facilities from the ICICI Bank & CITI Bank is secured by hypothecation by way of first charge on the following Assets of the company:**

- Exclusive first charge by way of hypothecation of the borrower's entire current assets which inter-alia include, work in process, and such other movable including book debts, outstanding monies, receivables both present and future of such form satisfactory to the bank.
- Exclusive first charge on the movable fixed assets of the company.
- First charge by way of equitable mortgage of land measuring 988 sq. yards & building thereon in Municipal No. 8-2-293/82/A/700 and 967 sq. yards & buildings thereon in Municipal No. 8-2-293/82/A/700/1, in Survey No. 403/1(old), 120(New) of Shaikpet Village and 102/1 of Hakeempet Village, Road No. 36, Jubilee Hills, Hyderabad belonging to the Company extent 6000 sft at 3rd Floor" and excluding ground floor (Except for 930 Sq.ft of reception area owned by Moldtek Technologies Limited to remain mortgaged with ICICI Bank) belonging to Moldtek Technologies Limited.
- Personal guarantees of Directors namely J. Lakshmana Rao, A. Subrahmanyam, J. Mytreyi and P. Venkateswara Rao

The Company is availing four vehicle loans from various financial institutions. While for one Vehicle loans repayment is completed in the FY 2016-17, another two Vehicle loans repayment schedule is over 36 monthly installments, the balance one vehicle loans are repayable in 7 monthly installments. The Company has availed Term Loan of Rs. 2 Cr from ICICI Bank Limited payable in 16 Quarterly Installments of Rs. 12.50 Lakhs each Quarter. As of 31st March 2017, SIX Installments were repaid by the Company.





## 7. OTHER LONG TERM LIABILITIES

₹000

Particulars	As at 31 <sup>st</sup> March	
	2017	2016
Deposits Collected from Employees	3,26	5,08
<b>TOTAL</b>	<b>3,26</b>	<b>5,08</b>

The Company collected security deposits from Employees and same is to be repaid to employees as per service agreement norms.

## 8. LONG TERM PROVISIONS

₹000

Particulars	As at 31 <sup>st</sup> March	
	2017	2016
Gratuity (unfunded)	1,22,16	1,00,85
Others	19,29	11,04
<b>TOTAL</b>	<b>1,41,45</b>	<b>1,11,89</b>

- During the year company has made a provision of ₹ 48.67 Lakhs towards current cost of Gratuity and after considering settlements to the tune of ₹ 25.45 Lakhs made during the year, a closing provision of ₹ 178.37 lakhs based on Actuarial Valuation is maintained, while ₹122.15 Lakhs is considered as Long term and ₹ 56.21 Lakhs is considered as Short term based on Actuarial valuation report.
- During the year the Company has made a provision of ₹ 12.22 Lakhs in addition to the opening balance of ₹11.04 Lakhs, and after considering the eligible spent of 3.98 lakhs, resulting in balance provision at ₹19.28 Lakhs at the balance sheet date.
- The company has entered into a scheme with Life Insurance Corporation of India to administer Gratuity fund and will be contributing the balance monies to the fund.

## 9. Deferred Tax

Deferred Tax liability at the beginning of the year was ₹ 109.26 Lakhs along with the current year Deferred Tax Asset ₹ 22.17 Lakhs, stands at ₹ 87.09 Lakhs.

## 10. SHORT TERM BORROWINGS

₹000

Particulars	As at 31 <sup>st</sup> March	
	2017	2016
<b>A. Secured Loans</b>		
- Cash Credit	3,15,93	6,28,08
<b>Total</b>	<b>3,15,93</b>	<b>6,28,08</b>

The Company during the year under review has the following facility from Banks:

₹ 000

Bank	Nature of Borrowing (Fund/ Non-Fund)	Limits as on 31 <sup>st</sup> March		Balance as on 31 <sup>st</sup> March	
		2017	2016	2017	2016
ICICI	Fund Based Limit	4,00,00	4,00,00	21,60	35,29
ICICI	Term Loan	2,00,00	2,00,00	1,25,00	1,75,00
ICICI	Non- fund Based Limit	5,00,00	5,00,00	5,00,00	22,00
CITI	Fund Based Limit	7,50,00	7,50,00	2,94,34	5,92,79
CITI	Non Fund Based Limit	9,60,00	10,00,00	9,36,24	9,90,00
<b>Total</b>		<b>28,10,00</b>	<b>28,50,00</b>	<b>18,77,18</b>	<b>18,15,08</b>

(See note for hypothecation clause referred in Note 5).

#### 11. TRADE PAYABLES

₹ 000

Particulars	As at 31 <sup>st</sup> March	
	2017	2016
Creditors for Expenses	76,63	65,18
Creditors for Capital Items	-	13,66
Creditors for Micro and small enterprises*	1,29	2,95
<b>TOTAL</b>	<b>77,92</b>	<b>81,79</b>

Creditor's balances are subject to confirmations and reconciliation.

\*Disclosure under the Micro, Small and Medium Enterprises Development Act, 2006 are provided as under for the year, to the extent the Company has received intimation from the "Suppliers" regarding their status under the Act.

₹ 000

Particulars	As at 31 <sup>st</sup> March	
	2017	2016
• Principal amount remaining unpaid (but within due date as per the MSMED Act) at the end of the financial year	1,29	2,95
• Interest due thereon remaining unpaid	-	-
• The amount of interest paid u/s 16 of MSMED Act, along with the amounts of payments made to the supplier beyond the appointed day during each accounting year	-	-



<ul style="list-style-type: none"> <li>The amount of interest due and payable for the period of delay in making payment which have been paid but, beyond the appointed day during the year</li> </ul>	-	-
<ul style="list-style-type: none"> <li>The amount accrued and remaining unpaid at the end of each accounting period; i.e., principal is paid but interest has remained unpaid</li> </ul>	-	-
<ul style="list-style-type: none"> <li>The amount of further interest remaining due and payable even in the succeeding years, until such date when the interest dues as above are actually paid to small enterprise, this is required for the purpose of disallowance as a deductible expenditure u/s 23 of the Act.</li> </ul>	-	-
<b>TOTAL</b>	<b>1,29</b>	<b>2,95</b>

## 12. OTHER CURRENT LIABILITIES

₹ 000

Particulars	As at 31 <sup>st</sup> March	
	2017	2016
Current maturities of long term debt**		
Term loans	50,00	50,00
Hire purchase loans	6,94	8,44
Duties & Taxes	6,49	2,66
Unpaid Dividend	15,49	13,52
Outstanding Expenses Payable	30,046	2,11,94
TDS Payable	38,89	20,24
<b>TOTAL</b>	<b>41,827</b>	<b>3,06,80</b>

\*\* Refer Note No.6

## 13. SHORT TERM PROVISIONS

₹ 000

Particulars	As at 31 <sup>st</sup> March	
	2017	2016
Provision for Leave Encashment	12,928	1,03,09
Provision for proposed dividend & tax thereon	19,547	63,91
<b>TOTAL</b>	<b>3,24,75</b>	<b>1,67,00</b>

Total liability on actuarial valuation for leave encashment ₹ 42.36 lakhs has been provided for.

## 14. Fixed Assets

₹ 000

FIXED ASSETS	GROSS BLOCK				DEPRECIATION				NET BLOCK	
	As on	Additions	Deletions	As on	As on	For the Period	Deletions during the	As on	As on	As on
	01.04.2016	during the	during the	31.03.2017	01.04.2016	Period	31.03.2017	31.03.2017	31.03.2017	31.03.2016
Particulars		Period	Period							
A. Tangible Assets										
01. Land	70185	0	730	69455	0	0	0	-	69455	70185
02. Building	72533	0	3951	68583	14230	2193	958	15465	53118	58304
03. Electrical Installations	21284	20	950	20354	12786	2270	903	14154	6201	8498
04. Office Equipments	21844	4611	0	26454	16449	1672	0	18121	8333	5394
05. Computers	49237	22728	0	71965	35441	9187	0	44628	27337	13796
06. Furniture & fixtures	26698	1922	923	27697	13757	3224	817	16165	11532	12941
07. Vehicles	6697	0	0	6697	2193	835	0	3028	3669	4504
08. Vehicles at RMM Inc	1,672	0	-	1672	403	479	-	882	791	1269
09. Office Equipment at RMM Inc	128	0	-	128	4	36	-	40	88	124
10. Furniture at RMM Inc	133	0	-	133	21	37	-	58	75	112
11. Computers at RMM Inc	1,479	130	-	1609	396	58	-	454	1155	1083
<b>Total</b>	<b>271890</b>	<b>29410</b>	<b>6553</b>	<b>294747</b>	<b>95680</b>	<b>19991</b>	<b>2678</b>	<b>112993</b>	<b>181753</b>	<b>176210</b>
B. Intangible Assets										
01. Software	84729	22054	0	106783	72099	5441	0	77540	29243	12630
02. Software at RMM Global Inc	5155	154	-	5309	2769	1305	-	4074	1235	2386
<b>Total</b>	<b>89884</b>	<b>22208</b>	<b>0</b>	<b>112092</b>	<b>74869</b>	<b>6745</b>	<b>0</b>	<b>81614</b>	<b>30478</b>	<b>15015</b>



FIXED ASSETS	GROSS BLOCK				DEPRECIATION				NET BLOCK	
	As on	Additions	Deletions	As on	As on	For the Period	Deletions	As on	As on	As on
	01.04.2016	during the	during the	31.03.2017	01.04.2016	Period	during the	31.03.2017	31.03.2017	31.03.2016
Particulars		Period	Period				Period			
C. Leasehold Improvement										
01. Lease hold - Electrical	1346	0	0	1346	287	256	-	543	803	1059
02. Lease hold - Furniture & Fixtures	494	0	0	494	105	94	-	199	296	390
Total	1841	-	-	1841	392	350	-	742	1099	1449
Grand Total	363615	51618	6553	408680	170941	27086	2678	195349	213330	192674
Previous Year	334894	35269	6549	363615	152317	21310	2687	170941	192674	182577

The structure raised on the 4<sup>th</sup> floor of the existing facility is yet to be regularized by the concerned authorities.

During the year the company has sold to Mold Tek Packaging Limited a portion of fully furnished Ground floor building accommodation of 1677.38 Sq ft along with proportionate undivided share of land based on the Valuation report dated 8th June 2016 and sale agreement dated 22nd June 2016. Other formalities have been completed during the year.

In the opinion of the management there are no assets of the company carried in the financial statements whose value in use stands diminished vis-à-vis their carrying cost, and hence no provision or charge off is considered necessary.

**15. LONG TERM LOANS AND ADVANCES**

₹ 000

Particulars	As at 31 <sup>st</sup> March	
	2017	2016
Deposits to Government Bodies	74,64	41,59
Capital Advances	-	30,00
Other Deposits	31,44	16,25
<b>TOTAL</b>	<b>1,06,08</b>	<b>87,84</b>

Capital Advance earlier made for land has now been recovered.

**16. OTHER NON – CURRENT ASSETS**

₹ 000

Particulars	As at 31 <sup>st</sup> March	
	2017	2016
Deferred Interest	3,44	5,56
<b>TOTAL</b>	<b>3,44</b>	<b>5,56</b>

**17. INVENTORIES & WORK IN PROGRESS**

Pertains to cost of contracted partial work completion values as at March 31, 2017 amounting to ₹ 1.44 Crores (March 31, 2016: ₹ 2.92 Crores) which are as certified by the management.

**18. TRADE RECEIVABLES**

₹ 000

Particulars	As at 31 <sup>st</sup> March	
	2017	2016
<b>Over Six Months</b>		
Considered Good	26,310	35,811
Considered Doubtful	4,344	3,927
<b>Others</b>		
Considered Good	138,344	118,751
<b>Provision for Doubtful Debts</b>	(4,344)	(39,27)
<b>TOTAL</b>	<b>16,46,54</b>	<b>15,45,62</b>

- Trade receivables are subject to confirmations and reconciliations.
- In addition to the existing provision of ₹43.43 lakhs which is against domestic sales, during the year, debts realizable in foreign currency to the tune of ₹252.53 Lakhs (including receivables from subsidiaries ₹233.05 Lakhs) and ₹9.44 Lakhs receivable from domestic customers have been written off.



c. For balance overdue receivables management is confident in recovering in full.

## 19. CASH AND CASH EQUIVALENTS

₹ 000

Particulars	As at 31 <sup>st</sup> March	
	2017	2016
Cash in hand	37	6
Current & Dividend Accounts	28,829	16,648
<b>TOTAL</b>	<b>28,866</b>	<b>1,66,54</b>

Bank balances include unpaid dividend of ₹ 15.49 lakhs pertaining to other share holders for previous years.

## SPECIFIED BANK NOTES DISCLOSURE (SBN's)

During the year, the Company had Specified Bank Notes (SBN) or Other Denomination Note (ODN) as defined in the MCA notification G.S.R. 308(E) dated March 31, 2017. The details of Specified Bank Notes (SBN) held and transacted during the period from November 8, 2016 to December, 30 2016, as per the notification is given below:

₹ 000

Particulars	SBNs	ODNs	Total
Closing Cash on hand as on 8th November 2016	300000	113543	413543
Add: Permitted receipts		1088125	1088125
Less: Permitted Payments		1079231	1079231
Less: Amount deposited in Banks	300000		300000
Closing cash on hand as on 30th December 2016	-	122437	122437

Explanation: For the purposes of this clause, the term 'Specified Bank Notes' shall have the same meaning provided in the notification of the Government of India, in the Ministry of Finance, Department of Economic Affairs number S.O. 3407(E), dated the 8th November 2016

## 20. SHORT TERM LOANS AND ADVANCES

₹ 000

Particulars	As at 31 <sup>st</sup> March	
	2017	2016
Advance Tax & TDS Receivable	24,844	2,51,21
Prepaid Expenses	4,477	39,45

Staff Advances	3,550	21,41
Advance to suppliers & advances	2,130	36,35
Mold Tek Packaging Limited	-	6,63
<b>TOTAL</b>	<b>35,001</b>	<b>3,55,05</b>

**21. OTHER CURRENT ASSETS**

₹ 000

Particulars	As at 31 <sup>st</sup> March	
	2017	2016
Gratuity Fund	17,12	15,55
Leave Encashment Fund	15,31	13,24
SEIS 5% Incentive**	1,99,06	-
Others (Investment Trust)*	17,73	17,36
<b>TOTAL</b>	<b>24,922</b>	<b>46,15</b>

Other Current assets includes 1,87,600 Shares of Mold-Tek Technologies Limited which has been acquired at a cost of Rs.14.62 lakhs vested in the company in accordance with the scheme of arrangement approved by the order of Hon'ble High Court of Andhra Pradesh dated 25th July 2008. The above number includes dividend earned on the shares over the period to the tune of Rs. 3.11 Lakhs.

\*\* Based on the Foreign Trade Policy of 2015-20, the company is eligible for an incentive @ 5% under Service Exports from India Scheme which is considered on total eligible Receipts during the period relevant for the purpose of this scheme, at NRV estimated by the company based on the available external information.

**22. INCOME**

₹000

Particulars	Year ended	
	2017	2016
Domestic Sales	17,836	1,41,52
Export Sales	612,986	51,50,44
<b>TOTAL</b>	<b>63,08,22</b>	<b>52,91,96</b>





### 23. OTHER INCOME

₹ 000

Particulars	Year Ended	
	2017	2016
Foreign Exchange Gain	4,548	1,08,91
Income from SEIS Incentive	19,906	-
Profit on Sale of Fixed Asset	17,506	1,74,94
Misc Income	1,367	5,82
Profit / (Loss) on Forward contracts	3,173	92,86
Rent Received	270	25,39
<b>TOTAL</b>	<b>46,770</b>	<b>4,07,92</b>

Foreign Exchange Gain mostly pertains to the fluctuation in the currency rates between billing and realization covered under forwards while the profit on forward contracts includes an amount of profit ₹ 19,36,690/- pertaining to the premature cancellation of forward contracts.

### 24. CHANGES IN WORK-IN-PROCESS

₹ 000

Particulars	Year ended	
	2017	2016
<b>(i) Work in Process</b>		
Opening Stocks	2,91,78	1,86,21
Closing Stocks	1,43,99	2,91,78
<b>TOTAL</b>	<b>(14,779)</b>	<b>1,05,57</b>

Closing stock of work in progress includes cost of contracted partial work completion values as at March 31, 2017 amounting to ₹ 1.44 Crores (March 31, 2016: ₹ 2.92 Crores) primarily comprising value at cost in relation to efforts on contract on the basis of extent of completion.

### 25. EMPLOYEE REMUNERATION & BENEFITS

₹ 000

Particulars	Year Ended	
	2017	2016
Salaries, Wages, Allowances & Bonus	362,997	29,79,36
Contribution to Provident Fund & ESIC	14,537	13,106
Welfare Expenses	13,471	17,057
Gratuity	4,867	55,64

Leave Encashment	4,236	33,36
Directors Remuneration & Perquisites	11,572	1,16,53
Employee Compensation Expenses (ESOS)	20,436	49,05
<b>TOTAL</b>	<b>432,116</b>	<b>353,557</b>

- a. Employee compensation expenses of Rs. 204.35 lakhs charged during the year is pertaining to the proportionate amount of the total deferred employee compensation expenses on options granted to be amortised over the vesting period of 5 years.

## 26. SELLING & DISTRIBUTION EXPENSES

₹ 000

Particulars	Year Ended	
	2017	2016
Sales Promotion & Commission	11,49	28,61
Advertisement Expenses	14,30	4,61
<b>TOTAL</b>	<b>25,79</b>	<b>33,22</b>

## 27. OTHER EXPENSES

₹ 000

Particulars	Year Ended	
	2017	2016
Rent	7,479	6,324
Rates & Taxes	753	2,058
Insurance	5,310	3,580
Communication Expenses	4,255	4,784
Power & Fuel	7,680	6,919
Foreign Travel	14,270	21,149
Travelling and conveyance - others	1,856	1,793
Printing & Stationery	1,528	1,387
Repairs & Maintenance	25,266	23,122
Professional charges	1,64,00	1,46,70
Payment to Auditors	6,08	6,00



Bank Charges	4,224	35,54
Loss on Sale of Assets	6,778	-
Exchange Rate Fluctuation	1,222	-
General Expenses	3,093	38,94
CSR Provision	7,169	8,56
Creditors written back	(2,560)	-
<b>TOTAL</b>	<b>105,331</b>	<b>9,46,90</b>

As the Company did not receive anticipated response from the client for an application software developed by it under its IT division, during the current year the management has taken a conscious call to charge off the same to revenue amounting to Rs. 71.69 Lakhs.

## 28. PAYMENTS TO AUDITOR

₹000

Particulars	2016-17	2015-16
Statutory audit including quarterly reviews & Tax Audit Fee	4,00	4,00
Retainer Fee for tax and other matters	1,00	2,00
Certification charges	1,08	-
<b>Total</b>	<b>6,08</b>	<b>6,00</b>

## 29. INTEREST & FINANCIAL CHARGES

₹000

Particulars	Year Ended	
	2017	2016
Interest on Term Loans	16,91	11,34
Interest on Working Capital	57,63	81,04
Interest charges on Other Loans	2,11	1,99
<b>TOTAL</b>	<b>76,65</b>	<b>94,37</b>

## 30. PRIOR PERIOD ADJUSTMENTS

₹ 000

Particulars	Year Ended	
	2017	2016
Prior Period Adjustments	(2,87)	-
<b>TOTAL</b>	<b>(2,87)</b>	<b>-</b>

**31. DERIVATIVES AND FORWARDS**

During the year the company gained an amount of ₹ 31.73 Lakhs on account of forwards.

Unexpired Forwards:

The company entered into Foreign exchange hedging contracts by way of a forward confirmation with CITI Bank Limited. The following are the particulars of such unexpired forward contracts as on 31.03.2017:

**CITI BANK N.A : USD FORWARDS**

CITI	USD				
	Deal Id	Sell	Option Start Date	Option End Date	Strike Price
Apr-17	116320002516	100000	28-Apr-17	12-May-17	68.98
Apr-17	116323002575	100000	28-Apr-17	12-May-17	69.345
Apr-17	116327005044	100000	28-Apr-17	12-May-17	69.36
Apr-17	1163630001169000	100000	28-Apr-17	15-May-17	69.06
May-17	116320000462	100000	31-May-17	15-Jun-17	69.27
May-17	116323000522	100000	31-May-17	15-Jun-17	69.625
May-17	116327004044	100000	31-May-17	15-Jun-17	69.6163
May-17	1163630001189002	100000	31-May-17	15-Jun-17	69.3175
Jun-17	116327006042	100000	30-Jun-17	14-Jul-17	69.865
Jun-17	116329002825	100000	30-Jun-17	14-Jul-17	70.1
Jun-17	116328003437	100000	30-Jun-17	14-Jul-17	69.95
Jun-17	1163630021229002	100000	30-Jun-17	14-Jul-17	69.5575
Jul-17	116327005053	100000	31-Jul-17	14-Aug-17	70.13
Jul-17	116329001869	100000	31-Jul-17	14-Aug-17	70.35
Jul-17	116328003439	100000	31-Jul-17	14-Aug-17	70.2
Jul-17	1163630011159002	100000	31-Jul-17	14-Aug-17	69.795
Aug-17	116327005059	100000	31-Aug-17	15-Sep-17	70.3775
Aug-17	116329000833	100000	31-Aug-17	15-Sep-17	70.58
Aug-17	116328004343	100000	31-Aug-17	15-Sep-17	70.45
Aug-17	1163630021259002	100000	31-Aug-17	15-Sep-17	70.0475
Sep-17	116329000835	100000	29-Sep-17	13-Oct-17	70.82
Sep-17	116328005317	100000	29-Sep-17	13-Oct-17	70.69
Oct-17	116329000838	100000	31-Oct-17	15-Nov-17	71.06
Oct-17	116328003443	100000	31-Oct-17	15-Nov-17	70.95
	<b>TOTAL USD</b>	<b>2400000</b>			



## CITI BANK N.A : EURO FORWARDS

CITI	EURO				
	Deal Id	Deal Amt	Option Start Date	Option End Date	Strike Price
Jul-17	117023002386	50000	31-Jul-17	14-Aug-17	75.45
Aug-17	117023002385	50000	31-Aug-17	15-Sep-17	75.82
Sep-17	117023002384	50000	29-Sep-17	13-Oct-17	76.17
Oct-17	117023002383	50000	31-Oct-17	15-Nov-17	76.61
Nov-17	117023002382	50000	30-Nov-17	15-Dec-17	76.98
Dec-17	117023002381	50000	29-Dec-17	12-Jan-18	77.36
	<b>TOTAL EURO</b>	<b>300000</b>			

The impact of both the transactions derivative as well as forwards is recognized immediately in profit and loss account on settlement of specific transaction.

### 32. FOREIGN CURRENCY RECEIVABLES

The amounts receivable in foreign currency as on 31st March 2017 (reinstated) on account of export sales:

Particulars	31.03.2017		31.03.2016	
	₹ (in Lakhs)	Foreign currency	₹ (in Lakhs)	Foreign currency
Debtors	1606.37	USD 24,77,493	1445.69	USD 21,84,814
	214.46	EUR 2,90,623 & GBP 12,968 & CAD \$ 5600	139.54	EUR 1,83,476 & Others 2500

### 33. EARNINGS PER SHARE

Particulars	2016-17	2015-16
Profit available for equity share holders (₹)	4,42,29,384	5,77,42,311
No of equity shares outstanding	2,70,69,307	2,65,55,280
No. of equity shares outstanding for BEPS	2,68,00,232	2,54,12,815
Weighted Average no. of potential equity shares, warrants and ESOP'S outstanding	12,98,048	27,12,090
Total number of equity shares for DEPS	2,80,98,280	2,81,24,905
- Earning per share – Face Value of ₹2		
- Basic (₹)	1.65	2.27
- Diluted (₹)	1.57	2.05

**34. CONTINGENT LIABILITIES**

₹ Lakhs

Particulars	As at 31st March 2017 (₹ In Lakhs)	As at 31st March 2016 (₹ In Lakhs)
Tax Disputes	36.83	36.83

Tax disputes are in respect of demands raised by income tax department amounting to ₹36.83 Lakhs for which the company has filed an appeal with the Income Tax Appellate Tribunal.

**35. Additional information pursuant to the provisions of paragraph 3, 4C and 4D of Part II of Schedule VI of the Companies Act.****a. Earnings in Foreign Currency (on accrual basis)**

Particulars	2016-17 (₹ Lakhs)	2015-16 (₹ Lakhs)
FOB Value of Exports	5411.49	4634.37

**b. Expenditure in Foreign Currency**

Particulars	2016-17 (₹ Lakhs)	2015-16 (₹ Lakhs)
Expenditure	118.42	135.43

**36. RELATED PARTY DISCLOSURES****1. Related Parties and Nature of Relationship**

- Cross Roads Detailing Inc., Indiana – Subsidiary Company
- RMM Global Inc., Indiana – Subsidiary Company
- J. Rana Pratap – Chief Manager-NBD – Son of Chairman & Managing Director
- A. Durga Sundeep – Chief Manager-ITB – Son of Director

**2. Key Management Personnel**

- J. Lakshmana Rao, Chairman & Managing Director
- J. Sudharani, Whole time Director, wife of Chairman & Managing Director

**3. Company in which directors are interested**

- Mold-Tek Packaging Ltd (Comprising the plastic division demerged from your company effective 1st April 2007.



## Related Party Transactions

₹ In Lakhs

Particulars	Subsidiaries		Associate Companies		Key Management Personnel		Others	
	2016-17	2015-16	2016-17	2015-16	2016-17	2015-16	2016-17	2015-16
<b>Sales</b>								
Crossroads Detailing, Inc., USA	729.63	1042.11						
RMM Global Inc., USA	3600.67	2184.63						
Mold-tek Packaging Ltd			-	34.35				
<b>Remuneration / Salaries</b>								
J. Lakshmana Rao					49.18*	56.13*		
J. Sudharani					64.53	57.60		
J. Rana Pratap							31.17	21.74
A.Durga Sundeep							27.00	17.74
J. Pratap							-	8.49
J. Kavya							-	10.30
<b>Dividend</b>								
J. Lakshmana Rao					2.64	12.18		
J. Sudharani					3.99	25.65		
Mold -tek Packaging Ltd			4.23	27.52				
<b>Outstanding Receivables</b>								
Crossroads Detailing, Inc., USA	164.57	469.23						
RMM Global Inc., USA	1367.53	917.30						
Mold-tek Packaging Ltd			-	16.18				
<b>Other Receivables</b>								
Mold-tek Packaging Ltd			-	6.63				
<b>Personnel Guarantee given to bank</b>								
J. Lakshmana Rao					840	840		

\*Excludes payments made in respect of leave encashment of previous year.

Per our report of even date  
**Praturi & Sriram**  
 Chartered Accountants  
 Firm Registration No. 002739S

**Sri Raghuram Praturi**  
 Partner  
 Membership No. 221770  
 Hyderabad. 30th May 2017

for and on behalf of the Board of Directors of Mold-Tek Technologies Ltd

**J. LAKSHMANA RAO**  
 Chairman & Managing Director  
 DIN: 00649702

**Satya Kishore N**  
 Chief Financial Officer

**J. SUDHA RANI**  
 Whole Time Director  
 DIN: 02348322

**A.SUBRAMANYAM**  
 Director  
 DIN: 00654046  
**POOJA JAIN**  
 Company Secretary  
 Mem No.: A38224

**Form AOC-1**

(Pursuant to first proviso to sub-section (3) of section 129 read with rule 5 of Companies (Accounts) Rules, 2014)

**Statement containing salient features of the financial statement of subsidiaries/associate companies/joint ventures**

**Part "A": Subsidiaries**

(Information in respect of each subsidiary to be presented with amounts in ₹ (in lakhs)

Sl. No.	Particulars	Details
1.	Name of the subsidiary	Mold-Tek Technologies Inc
2.	Reporting period for the subsidiary concerned, if different from the holding company's reporting period	NA
3.	Reporting currency and Exchange rate as on the last date of the relevant Financial year in the case of foreign subsidiaries	\$ & Exchange rate taken as Rs.64.84 per \$
4.	Share capital	34.30
5.	Reserves & surplus	44.03
6.	Total assets	1531.94
7.	Total Liabilities	1453.61
8.	Investments	0
9.	Turnover	4314.96
10.	Profit before taxation	13.76
11.	Provision for taxation	1.35
12.	Profit after taxation	12.41
13.	Proposed Dividend	Nil
14.	Extent of shareholding (in percentage)	100%

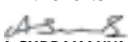
- Names of subsidiaries which are yet to commence operations : Nil
- Names of subsidiaries which have been liquidated or sold or merged during the year:  
Cross Roads Detailing Inc was merged into RMM Global Inc & the merged entity is known as Mold-Tek Technologies Inc effective from 1st Feb 2017


**Part "B": Associates and Joint Ventures**

The Company does not have any associates and Joint Venture

FOR AND ON BEHALF OF BOARD OF DIRECTORS

  
**J. LAKSHMANA RAO**  
 Chairman & Managing Director  
 DIN: 00649702

  
**A.SUBRAMANYAM**  
 Director  
 DIN: 00654046

  
**J. SUDHA RANI**  
 Whole Time Director  
 DIN: 02348322

  
**SATYA KISHORE N**  
 Chief Financial Officer

  
**POOJA JAIN**  
 Company Secretary  
 Mem No.: A38224





# MOLD-TEK

*Technologies Limited*



CIN:L25200TG1985PLC005631

Regd Office: Plot No.700,8-2-293/82/A/700, Road No 36,  
Jubilee Hills, Hyderabad-500033, Telangana

Tel: + 91-40-40300300 | Fax: + 91 40 4030 0328

Website: www.moldtekgroup.com | Email: ir@moldtekindia.com

## ATTENDANCE SLIP

(To be presented at the entrance)

### 33<sup>rd</sup> ANNUAL GENERAL MEETING

Folio No/ DP ID & Client ID :

Name and address :  
of the Member (s)

I/We here by record my/our presence at the 33rd Annual General Meeting of the Company at Best Western Jubilee Ridge, Plot No.38 & 39, Kavuri Hills, Road.No.36, Jubilee Hills, Hyderabad – 500033, Telangana at 12.00 Noon on Friday, 22nd September, 2017.

\_\_\_\_\_  
Name of the Attended Member/Proxy

\_\_\_\_\_  
Signature of the Attended Member/Proxy

#### Note:

1. Only Member/proxy can attend the meeting.
2. Member/Proxy should bring his/her copy of annual report for reference at the Meeting.
3. Members who have multiple folios with different joint holders may use copies of this Attendance Slip.







# MOLD-TEK

*Technologies Limited*



CIN:L25200TG1985PLC005631

Regd Office: Plot No.700,8-2-293/82/A/700, Road No 36,  
Jubilee Hills, Hyderabad-500033, Telangana

Tel: + 91-40-40300300 | Fax: + 91 40 4030 0328

Website: www.moldtekgroup.com | Email: ir@moldtekindia.com

## PROXY FORM

[Pursuant to section 105(6) of the Companies Act, 2013 and rule 19(3) of the Companies  
(Management and Administration) Rules, 2014]

Name and address of the Member(s) \_\_\_\_\_

E-mail ID : \_\_\_\_\_ Folio No/ DP ID & Client ID : \_\_\_\_\_

I/We, being the member(s) of \_\_\_\_\_ shares of Mold-Tek Technologies Limited, hereby appoint

1. Name \_\_\_\_\_ E-mail ID : \_\_\_\_\_

Address: \_\_\_\_\_

Signature: \_\_\_\_\_

or failing him/her :

2. Name \_\_\_\_\_ E-mail ID : \_\_\_\_\_

Address: \_\_\_\_\_

Signature: \_\_\_\_\_

or failing him/her :

3. Name \_\_\_\_\_ E-mail ID : \_\_\_\_\_

Address: \_\_\_\_\_

Signature: \_\_\_\_\_

As my/our proxy to attend and vote (on a poll) for me/us and on my/our behalf at the 33rd Annual General Meeting of the Company at Best Western Jubilee Ridge, Plot No.38 & 39, Kavuri Hills, Road.No.36, Jubilee Hills, Hyderabad – 500033,Telangana at 12.00 Noon on Friday, 22nd September, 2017 and at any adjournment thereof in respect of such resolutions as indicated below:



### Ordinary Business

1. To receive, consider and adopt the Audited Financial Statements (including Audited Consolidated Financial Statements) for the Financial Year ended 31st March, 2017 and the Reports of the Directors and Auditors thereon.
2. To confirm the payment of interim dividend and to declare final dividend on Equity Shares for the financial year ended 31st March, 2017.
3. To appoint a Director in place of Mr. A Subramanyam, Director (DIN: 00654046) who retires by rotation and being eligible, offers himself for re-appointment.
4. To appoint M/s. Anandam & Co. Chartered accountants (Firm Reg. No. 000125S) as Statutory Auditors of the company.

### Special Business

5. To approve revision in remuneration payable to Ms. Sudha Rani Janumahanti, Whole time Director of the Company.

Signed this \_\_\_\_\_ day of \_\_\_\_\_ 2017

Affix  
15 P.  
Revenue  
Stamp

\_\_\_\_\_  
Signature of shareholder

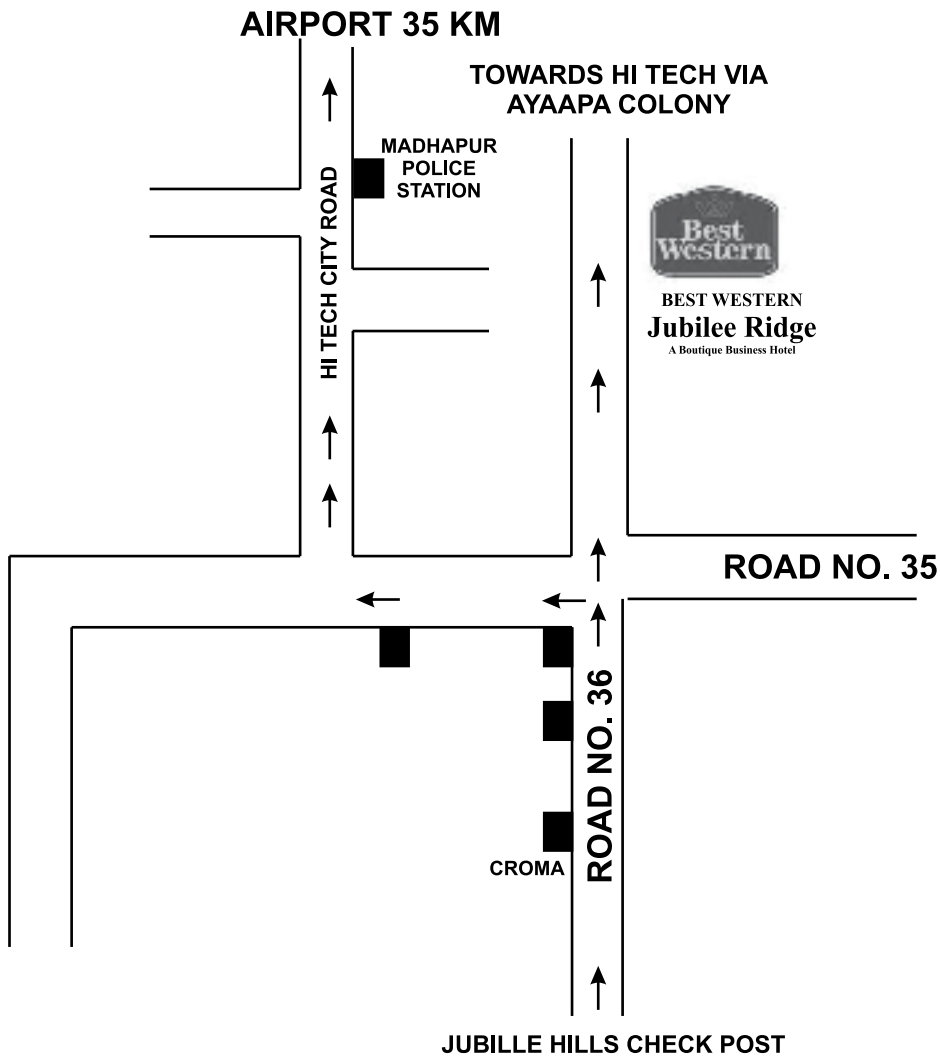
\_\_\_\_\_  
Signature of Proxy holder(s)

### NOTES

1. This form of proxy in order to be effective should be duly completed and deposited at the Regd Office: Plot No.700,8-2-293/82/A/700, Road No 36, Jubilee Hills, Hyderabad-500033, Telangana not less than 48 hours before the commencement of the Meeting.
2. Members who have multiple folios with different joint holders may use copies of this proxy.
3. The holder may vote either "for" or "against" each resolution.



## **ROUTE MAP**



- 2.1 kilometers from HITEC City.
- 8.7 kilometers from Hyderabad.
- 3.8 kilometers from Banjara Hills.
- 4.6 kilometers from Qutub Shahi Tombs.
- 5.8 kilometers from Golconda Fort.
- 6.0 kilometers from Begumpet.
- Just a 30 minutes drive from Rajiv Gandhi International Airport, Shamshabad.
- 20 minutes drive from railway station & nearer to major IT/ commercial hubs.



## New Office in Chennai



## New Office in Pune



## New Office in Vijayawada




# Engineering the future, today


## MES Division



Industrial equipment



BIW fixtures



Automobile Engineering

If undelivered, please return to



**MOLD-TEK**  
*Technologies Limited*

Plot No. 700, Road No. 36, Jubilee Hills, Hyderabad - 500 033, Telangana, India  
Phone: +91 40-40300300 | Fax: +91 40-40300328