



MPS Limited

A-1, Tower A, 4th Floor, Windsor IT Park, Sector 125, Noida
Tel: +91 120 4599 750

Ref: MPSL/SE/18/2026-27

Date: 16 May 2026

National Stock Exchange of India Limited

Exchange Plaza, 5th Floor, Plot no. C/1,
G Block, Bandra - Kurla Complex, Bandra (East),
Mumbai - 400 051, India

Symbol: MPSLTD

ISIN: INE943D01017

BSE Limited

Department of Corporate Services
Phiroze Jeejeebhoy Towers
Dalal Street, Mumbai- 400001, India

Scrip Code: 532440

ISIN: INE943D01017

Sub: Submission of Newspaper Publication on the Audited Financial Results for the Fourth Quarter (Q4) and Financial Year ended 31 March 2026.

Pursuant to the Regulations 47 of SEBI (Listing Obligations and Disclosure Requirements) Regulations, 2015, please find enclosed herewith newspaper publication on the Audited Financial Results of the Company for the Fourth Quarter (Q4) and Financial Year ended 31 March 2026, as published in "Financial Express" (All Editions) and "Makkal Kural" (Tamil Newspaper, Chennai Edition).

This is for your kind information and records.

Yours Faithfully,
For **MPS Limited**

Raman Sapra

Company Secretary and Compliance Officer

FINANCIAL EXPRESS-AHEMDABAD EDITION- 16 MAY 2026

MPS MPS LIMITED Registered Office: Block-B6, 3rd Floor, Gateway Office Parks, No. 16, G.S.T Road, Perungalathur, Chennai, Tambaram, Kanchipuram, Tamil Nadu-600063 Corporate Office: A-1, Tower A, 4th Floor, Windsor IT park, Sector 125, Noida, Uttar Pradesh-201 303, CIN: L22122TN1970PLC005795 Tel: +91 120 4599 750, Email: investors@mpslimited.com, Website: www.mpslimited.com						
Extract of audited financial results for the quarter and year ended 31 March 2026						
Particulars	Standalone			Consolidated		
	Quarter Ended	Year Ended	Corresponding quarter ended in the previous year	Quarter Ended	Year Ended	Corresponding quarter ended in the previous year
	31-March-2026	31-March-2026	31-March-2025	31-March-2026	31-March-2026	31-March-2025
	(Audited)	(Audited)	(Audited)	(Audited)	(Audited)	(Audited)
Total Income from operations	11,931	43,826	9,371	20,516	76,837	18,211
Net Profit for the period before tax	5,567	16,894	3,624	6,491	22,929	6,190
Net Profit for the period after tax	4,380	12,726	2,742	4,704	17,322	4,707
Total Comprehensive Income for the period	4,634	13,126	2,735	6,714	20,313	4,527
Equity Share Capital	1,711	1,711	1,711	1,711	1,711	1,711
Other Equity	38,125	38,125	33,336	57,922	57,922	46,133
	(As on 31st March, 2026)	(As on 31st March, 2026)	(As on 31st March, 2025)	(As on 31st March, 2026)	(As on 31st March, 2026)	(As on 31st March, 2025)
Earnings per equity share (not annualised for quarters) (Face value - INR 10 per equity share)						
Basic (INR)	25.70	75.01	16.17	27.72	102.11	27.76
Diluted (INR)	25.69	74.98	16.15	27.71	102.06	27.74


Notes :

- The above standalone and consolidated audited financial results for the quarter and year ended 31 March 2026, have been reviewed by the Audit Committee and upon their recommendation approved by the Board of Directors of the Company at their meeting held on 15 May 2026. The Statutory Auditors of the Company have audited financial statements for the quarter and year ended 31 March 2026 and an unmodified audit report has been issued.
- The above is an extract of the detailed format of standalone and consolidated audited financial results for the quarter and year ended 31 March 2026 filed with the Stock Exchanges under Regulation 33 of the SEBI (Listing Obligations and Disclosure Requirements) Regulations, 2015. The full format of the standalone and consolidated audited financial results for the quarter and year ended 31 March 2026 are available on the Stock Exchanges websites (www.bseindia.com / www.nseindia.com) and Company's website (www.mpslimited.com).

SCAN THE QR CODE TO VIEW THE AUDITED FINANCIAL RESULTS

Place: Singapore
Dated: 15 May, 2026

For MPS Limited
Sd/-
Rahul Arora
Chairman and CEO



MPS MPS LIMITED

Registered Office: Block-B6, 3rd Floor, Gateway Office Parks, No. 16, G.S.T Road, Parungalathur, Chennai, Tambaram, Kanchipuram, Tamil Nadu-600063
 Corporate Office: A-1, Tower A, 4th Floor, Windsor IT park, Sector 125, Noida, Uttar Pradesh-201 303, CIN: L22122TN1970PLC005795
 Tel: +91 120 4599 750, Email: investors@mpslimited.com, Website: www.mpslimited.com

Extract of audited financial results for the quarter and year ended 31 March 2026

INR in lacs, except per equity share data

Particulars	Standalone			Consolidated		
	Quarter Ended	Year Ended	Corresponding quarter ended in the previous year	Quarter Ended	Year Ended	Corresponding quarter ended in the previous year
	31-March-2026	31-March-2026	31-March-2025	31-March-2026	31-March-2026	31-March-2025
	(Audited)	(Audited)	(Audited)	(Audited)	(Audited)	(Audited)
Total Income from operations	11,931	43,826	9,371	20,516	76,837	18,211
Net Profit for the period before tax	5,567	16,894	3,624	6,491	22,929	6,190
Net Profit for the period after tax	4,360	12,726	2,742	4,704	17,322	4,707
Total Comprehensive Income for the period	4,634	13,126	2,735	6,714	20,313	4,527
Equity Share Capital	1,711	1,711	1,711	1,711	1,711	1,711
Other Equity	38,125	38,125	33,336	57,922	57,922	46,133
	(As on 31st March, 2026)	(As on 31st March, 2026)	(As on 31st March, 2025)	(As on 31st March, 2026)	(As on 31st March, 2026)	(As on 31st March, 2025)
Earnings per equity share (not annualised for quarters) (Face value - INR 10 per equity share)						
Basic (INR)	25.70	75.01	16.17	27.72	102.11	27.76
Diluted (INR)	25.69	74.98	16.15	27.71	102.06	27.74

Notes :

- The above standalone and consolidated audited financial results for the quarter and year ended 31 March 2026, have been reviewed by the Audit Committee and upon their recommendation approved by the Board of Directors of the Company at their meeting held on 15 May 2026. The Statutory Auditors of the Company have audited financial statements for the quarter and year ended 31 March 2026 and an unmodified audit report has been issued.
- The above is an extract of the detailed format of standalone and consolidated audited financial results for the quarter and year ended 31 March 2026 filed with the Stock Exchanges under Regulation 33 of the SEBI (Listing Obligations and Disclosure Requirements) Regulations, 2015. The full format of the standalone and consolidated audited financial results for the quarter and year ended 31 March 2026 are available on the Stock Exchanges websites (www.bseindia.com / www.nseindia.com) and Company's website (www.mpslimited.com).

SCAN THE QR CODE TO VIEW THE AUDITED FINANCIAL RESULTS



For MPS Limited
 Sd/-
 Rahul Arora
 Chairman and CEO

Place: Singapore
 Dated: 15 May, 2026


FINANCIAL EXPRESS-CHANDIGARH EDITION- 16 MAY 2026

MPS MPS LIMITED Registered Office: Block-B6, 3rd Floor, Gateway Office Parks, No. 16, G.S.T Road, Perungalathur, Chennai, Tambaram, Kanchipuram, Tamil Nadu-600063 Corporate Office: A-1, Tower A, 4th Floor, Windsor IT park, Sector 125, Noida, Uttar Pradesh-201 303, CIN: L22122TN1970PLC005795 Tel: +91 120 4399 750, Email: investors@mpslimited.com, Website: www.mpslimited.com						
Extract of audited financial results for the quarter and year ended 31 March 2026 INR in lacs, except per equity share data						
Particulars	Standalone			Consolidated		
	Quarter Ended	Year Ended	Corresponding quarter ended in the previous year	Quarter Ended	Year Ended	Corresponding quarter ended in the previous year
	31-March-2026 (Audited)	31-March-2026 (Audited)	31-March-2025 (Audited)	31-March-2026 (Audited)	31-March-2026 (Audited)	31-March-2025 (Audited)
Total Income from operations	11,931	43,826	9,371	20,516	76,837	18,211
Net Profit for the period before tax	5,567	16,894	3,624	6,491	22,929	6,190
Net Profit for the period after tax	4,360	12,726	2,742	4,704	17,322	4,707
Total Comprehensive Income for the period	4,634	13,126	2,735	6,714	20,313	4,527
Equity Share Capital	1,711	1,711	1,711	1,711	1,711	1,711
Other Equity	38,125 (As on 31st March, 2026)	38,125 (As on 31st March, 2026)	33,336 (As on 31st March, 2025)	57,922 (As on 31st March, 2026)	57,922 (As on 31st March, 2026)	46,133 (As on 31st March, 2025)
Earnings per equity share (not annualised for quarters) (Face value - INR 10 per equity share)						
Basic (INR)	25.70	75.01	16.17	27.72	102.11	27.76
Diluted (INR)	25.69	74.98	16.15	27.71	102.06	27.74

Notes :

- The above standalone and consolidated audited financial results for the quarter and year ended 31 March 2026, have been reviewed by the Audit Committee and upon their recommendation approved by the Board of Directors of the Company at their meeting held on 15 May 2026. The Statutory Auditors of the Company have audited financial statements for the quarter and year ended 31 March 2026 and an unmodified audit report has been issued.
- The above is an extract of the detailed format of standalone and consolidated audited financial results for the quarter and year ended 31 March 2026 filed with the Stock Exchanges under Regulation 33 of the SEBI (Listing Obligations and Disclosure Requirements) Regulations, 2015. The full format of the standalone and consolidated audited financial results for the quarter and year ended 31 March 2026 are available on the Stock Exchanges websites (www.bseindia.com / www.nseindia.com) and Company's website (www.mpslimited.com).

SCAN THE QR CODE TO VIEW THE AUDITED FINANCIAL RESULTS



For MPS Limited
Sd/-
Rahul Arora
Chairman and CEO

Place: Singapore
Dated: 15 May, 2026



FINANCIAL EXPRESS- CHENNAI EDITION-16 MAY 2026

MPS MPS LIMITED Registered Office: Block-B6, 3rd Floor, Gateway Office Parks, No. 16, G.S.T Road, Perungalathur, Chennai, Tambaram, Kanchipuram, Tamil Nadu-600063 Corporate Office: A-1, Tower A, 4th Floor, Windsor IT park, Sector 125, Noida, Uttar Pradesh-201 303, CIN: L22122TN1970PLC005795 Tel: +91 120 4599 750, Email: investors@mpslimited.com, Website: www.mpslimited.com						
Extract of audited financial results for the quarter and year ended 31 March 2026						
Particulars	Standalone			Consolidated		
	Quarter Ended	Year Ended	Corresponding quarter ended in the previous year	Quarter Ended	Year Ended	Corresponding quarter ended in the previous year
	31-March-2026	31-March-2026	31-March-2025	31-March-2026	31-March-2026	31-March-2025
	(Audited)	(Audited)	(Audited)	(Audited)	(Audited)	(Audited)
Total Income from operations	11,931	43,826	9,371	20,516	76,837	18,211
Net Profit for the period before tax	5,567	16,894	3,624	6,491	22,929	6,190
Net Profit for the period after tax	4,360	12,726	2,742	4,704	17,322	4,707
Total Comprehensive Income for the period	4,634	13,126	2,735	6,714	20,313	4,527
Equity Share Capital	1,711	1,711	1,711	1,711	1,711	1,711
Other Equity	38,125	38,125	33,336	57,922	57,922	46,133
	(As on 31st March, 2026)	(As on 31st March, 2026)	(As on 31st March, 2025)	(As on 31st March, 2026)	(As on 31st March, 2026)	(As on 31st March, 2025)
Earnings per equity share (not annualised for quarters) (Face value - INR 10 per equity share)						
Basic (INR)	25.70	75.01	16.17	27.72	102.11	27.76
Diluted (INR)	25.69	74.98	16.15	27.71	102.06	27.74

INR in lacs, except per equity share data

Notes :

- The above standalone and consolidated audited financial results for the quarter and year ended 31 March 2026, have been reviewed by the Audit Committee and upon their recommendation approved by the Board of Directors of the Company at their meeting held on 15 May 2026. The Statutory Auditors of the Company have audited financial statements for the quarter and year ended 31 March 2026 and an unmodified audit report has been issued.
- The above is an extract of the detailed format of standalone and consolidated audited financial results for the quarter and year ended 31 March 2026 filed with the Stock Exchanges under Regulation 33 of the SEBI (Listing Obligations and Disclosure Requirements) Regulations, 2015. The full format of the standalone and consolidated audited financial results for the quarter and year ended 31 March 2026 are available on the Stock Exchanges websites (www.bseindia.com / www.nseindia.com) and Company's website (www.mpslimited.com).


SCAN THE QR CODE TO VIEW THE AUDITED FINANCIAL RESULTS

Place: Singapore
Dated: 15 May, 2026

For MPS Limited
Sd/-
Rahul Arora
Chairman and CEO



FINANCIAL EXPRESS- HYDERABAD EDITION-16 MAY 2026

MPS MPS LIMITED Registered Office: Block-B5, 3rd Floor, Gateway Office Parks, No. 16, G.S.T Road, Perungalathur, Chennai, Tambaram, Kanchipuram, Tamil Nadu-600063 Corporate Office: A-1, Tower A, 4th Floor, Windsor IT park, Sector 125, Noida, Uttar Pradesh-201 303, CIN: L22122TN1970PLC005795 Tel: +91 120 4599 750, Email: investors@mpslimited.com, Website: www.mpslimited.com						
Extract of audited financial results for the quarter and year ended 31 March 2026 INR in lacs, except per equity share data						
Particulars	Standalone			Consolidated		
	Quarter Ended	Year Ended	Corresponding quarter ended in the previous year	Quarter Ended	Year Ended	Corresponding quarter ended in the previous year
	31-March-2026	31-March-2026	31-March-2025	31-March-2026	31-March-2026	31-March-2025
	(Audited)	(Audited)	(Audited)	(Audited)	(Audited)	(Audited)
Total Income from operations	11,931	43,826	9,371	20,516	76,837	18,211
Net Profit for the period before tax	5,567	16,894	3,624	6,491	22,929	6,190
Net Profit for the period after tax	4,360	12,726	2,742	4,704	17,322	4,707
Total Comprehensive Income for the period	4,634	13,126	2,735	6,714	20,313	4,527
Equity Share Capital	1,711	1,711	1,711	1,711	1,711	1,711
Other Equity	38,125 (As on 31st March, 2026)	38,125 (As on 31st March, 2026)	33,336 (As on 31st March, 2025)	57,922 (As on 31st March, 2026)	57,922 (As on 31st March, 2026)	46,133 (As on 31st March, 2025)
Earnings per equity share (not annualised for quarters) (Face value - INR 10 per equity share)						
Basic (INR)	25.70	75.01	16.17	27.72	102.11	27.76
Diluted (INR)	25.69	74.98	16.15	27.71	102.06	27.74
Notes : 1. The above standalone and consolidated audited financial results for the quarter and year ended 31 March 2026, have been reviewed by the Audit Committee and upon their recommendation approved by the Board of Directors of the Company at their meeting held on 15 May 2026. The Statutory Auditors of the Company have audited financial statements for the quarter and year ended 31 March 2026 and an unmodified audit report has been issued. 2. The above is an extract of the detailed format of standalone and consolidated audited financial results for the quarter and year ended 31 March 2026 filed with the Stock Exchanges under Regulation 33 of the SEBI (Listing Obligations and Disclosure Requirements) Regulations, 2015. The full format of the standalone and consolidated audited financial results for the quarter and year ended 31 March 2026 are available on the Stock Exchanges websites (www.bseindia.com / www.nseindia.com) and Company's website (www.mpslimited.com).						
Place: Singapore Dated: 15 May, 2026				For MPS Limited Sd/- Rahul Arora Chairman and CEO		
				SCAN THE QR CODE TO VIEW THE AUDITED FINANCIAL RESULTS 		

FINANCIAL EXPRESS- KOCHI EDITION-16 MAY 2026

MPS MPS LIMITED Registered Office: Block-B6, 3rd Floor, Gateway Office Parks, No. 16, G.S.T Road, Perungalathur, Chennai, Tambaram, Kanchipuram, Tamil Nadu-600063 Corporate Office: A-1, Tower A, 4th Floor, Windsor IT park, Sector 125, Noida, Uttar Pradesh-201 303, CIN: L22122TN1970PLC005795 Tel: +91 120 4599 750, Email: investors@mpslimited.com, Website: www.mpslimited.com						
Extract of audited financial results for the quarter and year ended 31 March 2026						
Particulars	Standalone			Consolidated		
	Quarter Ended	Year Ended	Corresponding quarter ended in the previous year	Quarter Ended	Year Ended	Corresponding quarter ended in the previous year
	31-March-2026	31-March-2026	31-March-2025	31-March-2026	31-March-2026	31-March-2025
	(Audited)	(Audited)	(Audited)	(Audited)	(Audited)	(Audited)
Total Income from operations	11,931	43,826	9,371	20,516	76,837	18,211
Net Profit for the period before tax	5,567	16,894	3,624	6,491	22,929	6,190
Net Profit for the period after tax	4,360	12,726	2,742	4,704	17,322	4,707
Total Comprehensive Income for the period	4,634	13,126	2,735	6,714	20,313	4,527
Equity Share Capital	1,711	1,711	1,711	1,711	1,711	1,711
Other Equity	38,125	38,125	33,336	57,922	57,922	46,133
	(As on 31st March, 2026)	(As on 31st March, 2026)	(As on 31st March, 2025)	(As on 31st March, 2026)	(As on 31st March, 2026)	(As on 31st March, 2025)
Earnings per equity share (not annualised for quarters) (Face value - INR 10 per equity share)						
Basic (INR)	25.70	75.01	16.17	27.72	102.11	27.76
Diluted (INR)	25.69	74.98	16.15	27.71	102.06	27.74
Notes : 1. The above standalone and consolidated audited financial results for the quarter and year ended 31 March 2026, have been reviewed by the Audit Committee and upon their recommendation approved by the Board of Directors of the Company at their meeting held on 15 May 2026. The Statutory Auditors of the Company have audited financial statements for the quarter and year ended 31 March 2026 and an unmodified audit report has been issued. 2. The above is an extract of the detailed format of standalone and consolidated audited financial results for the quarter and year ended 31 March 2026 filed with the Stock Exchanges under Regulation 33 of the SEBI (Listing Obligations and Disclosure Requirements) Regulations, 2015. The full format of the standalone and consolidated audited financial results for the quarter and year ended 31 March 2026 are available on the Stock Exchanges websites (www.bseindia.com / www.nseindia.com) and Company's website (www.mpslimited.com).						
SCAN THE QR CODE TO VIEW THE AUDITED FINANCIAL RESULTS						
						
For MPS Limited Sd/- Rahul Arora Chairman and CEO						
Place: Singapore Dated: 15 May, 2026						

Particulars	Standalone			Consolidated		
	Quarter Ended	Year Ended	Corresponding quarter ended in the previous year	Quarter Ended	Year Ended	Corresponding quarter ended in the previous year
	31-March-2026	31-March-2026	31-March-2025	31-March-2026	31-March-2026	31-March-2025
	(Audited)	(Audited)	(Audited)	(Audited)	(Audited)	(Audited)
Total Income from operations	11,931	43,826	9,371	20,516	76,837	18,211
Net Profit for the period before tax	5,567	16,894	3,624	6,491	22,929	6,190
Net Profit for the period after tax	4,360	12,726	2,742	4,704	17,322	4,707
Total Comprehensive Income for the period	4,634	13,126	2,735	6,714	20,313	4,527
Equity Share Capital	1,711	1,711	1,711	1,711	1,711	1,711
Other Equity	38,125 (As on 31st March, 2026)	38,125 (As on 31st March, 2026)	33,336 (As on 31st March, 2025)	57,922 (As on 31st March, 2026)	57,922 (As on 31st March, 2026)	46,133 (As on 31st March, 2025)
Earnings per equity share (not annualised for quarters) (Face value - INR 10 per equity share)						
Basic (INR)	25.70	75.01	16.17	27.72	102.11	27.76
Diluted (INR)	25.69	74.98	16.15	27.71	102.06	27.74

INR in lacs, except per equity share data


Notes :

- The above standalone and consolidated audited financial results for the quarter and year ended 31 March 2026, have been reviewed by the Audit Committee and upon their recommendation approved by the Board of Directors of the Company at their meeting held on 15 May 2026. The Statutory Auditors of the Company have audited financial statements for the quarter and year ended 31 March 2026 and an unmodified audit report has been issued.
- The above is an extract of the detailed format of standalone and consolidated audited financial results for the quarter and year ended 31 March 2026 filed with the Stock Exchanges under Regulation 33 of the SEBI (Listing Obligations and Disclosure Requirements) Regulations, 2015. The full format of the standalone and consolidated audited financial results for the quarter and year ended 31 March 2026 are available on the Stock Exchanges websites (www.bseindia.com / www.nseindia.com) and Company's website (www.mpslimited.com).


Place: Singapore
Dated: 15 May, 2026

For MPS Limited
Sd/-
Rahul Arora
Chairman and CEO

SCAN THE QR CODE TO VIEW THE AUDITED FINANCIAL RESULTS



FINANCIAL EXPRESS- LUCKNOW EDITION-16 MAY 2026

MPS MPS LIMITED Registered Office: Block-B6, 3rd Floor, Gateway Office Parks, No. 16, G.S.T Road, Perungalathur, Chennai, Tambaram, Kanchipuram, Tamil Nadu-600063 Corporate Office: A-1, Tower A, 4th Floor, Windsor IT park, Sector 125, Noida, Uttar Pradesh-201 303, CIN: L22122TN1970PLC005795 Tel: +91 120 4599 750. Email: investors@mpslimited.com, Website: www.mpslimited.com						
Extract of audited financial results for the quarter and year ended 31 March 2026 INR in lacs, except per equity share data						
Particulars	Standalone			Consolidated		
	Quarter Ended	Year Ended	Corresponding quarter ended in the previous year	Quarter Ended	Year Ended	Corresponding quarter ended in the previous year
	31-March-2026	31-March-2026	31-March-2025	31-March-2026	31-March-2026	31-March-2025
	(Audited)	(Audited)	(Audited)	(Audited)	(Audited)	(Audited)
Total Income from operations	11,931	43,826	9,371	20,516	76,837	18,211
Net Profit for the period before tax	5,567	16,894	3,624	6,491	22,929	6,190
Net Profit for the period after tax	4,360	12,726	2,742	4,704	17,322	4,707
Total Comprehensive Income for the period	4,634	13,126	2,735	6,714	20,313	4,527
Equity Share Capital	1,711	1,711	1,711	1,711	1,711	1,711
Other Equity	38,125	38,125	33,336	57,922	57,922	46,133
	(As on 31st March, 2026)	(As on 31st March, 2026)	(As on 31st March, 2025)	(As on 31st March, 2026)	(As on 31st March, 2026)	(As on 31st March, 2025)
Earnings per equity share (not annualised for quarters) (Face value - INR 10 per equity share)						
Basic (INR)	25.70	75.01	16.17	27.72	102.11	27.76
Diluted (INR)	25.69	74.98	16.15	27.71	102.06	27.74
Notes :						
1. The above standalone and consolidated audited financial results for the quarter and year ended 31 March 2026, have been reviewed by the Audit Committee and upon their recommendation approved by the Board of Directors of the Company at their meeting held on 15 May 2026. The Statutory Auditors of the Company have audited financial statements for the quarter and year ended 31 March 2026 and an unmodified audit report has been issued.						
2. The above is an extract of the detailed format of standalone and consolidated audited financial results for the quarter and year ended 31 March 2026 filed with the Stock Exchanges under Regulation 33 of the SEBI (Listing Obligations and Disclosure Requirements) Regulations, 2015. The full format of the standalone and consolidated audited financial results for the quarter and year ended 31 March 2026 are available on the Stock Exchanges websites (www.bseindia.com / www.nseindia.com) and Company's website (www.mpslimited.com).						
SCAN THE QR CODE TO VIEW THE AUDITED FINANCIAL RESULTS.						
						
For MPS Limited Sd/- Rahul Arora Chairman and CEO						
Place: Singapore Dated: 15 May, 2026						





எம்பிஎஸ் லிமிடெட்

புதிது அலுவலகம்: பிளாக் - B6, 3வது தளம், டேட்வே ஆபீஸ் பார்க்ஸ், என்.16, ஜி.எஸ்.டி. சாலை, பெருங்கனத்தூர், சென்னை, தாம்பரம், காஞ்சிபுரம், தமிழ்நாடு - 600 053. கார்ப்பரேட் அலுவலகம்: ஏ-1, டவர் ஏ, 4வது தளம், வினாட்சர் ஐடி பார்க், செக்டார் 126, நொய்டா, உத்தரப்பிரதேசம் 201 303, CIN: L22122TN1970PLC005795

Tel: +91-120-4599750, Email: investors@mplimited.com | Website: www.mplimited.com

31 மார்ச் 2026ல் முடிந்த காலாண்டு மற்றும் ஆண்டுக்கான தணிக்கை செய்யப்பட்ட நிதிநிலை முடிவுகளின் சுருக்கம்

ரூ. லட்சத்தில், ஒரு சம பங்கு விவரம் நீங்கலாக

விவரங்கள்	தனிபாசது			ஒருங்கிணைத்தது		
	முடிந்த காலாண்டு 31 மார்ச் 2026 (தணிக்கையானது)	முடிந்த ஆண்டு 31 மார்ச் 2026 (தணிக்கையானது)	சுடத்த ஆண்டில் முடிந்த இடேத காலாண்டு 31 மார்ச் 2026 (தணிக்கையானது)	முடிந்த காலாண்டு 31 மார்ச் 2026 (தணிக்கையானது)	முடிந்த ஆண்டு 31 மார்ச் 2026 (தணிக்கையானது)	சுடத்த ஆண்டில் முடிந்த இடேத காலாண்டு 31 மார்ச் 2026 (தணிக்கையானது)
செயல்பாடுகள் மூலம் மொத்த வருமானம்	11,931	43,826	9,371	20,516	76,837	18,211
வரிக்கு முன் காலத்திற்கான நிகர லாபம்	5,567	16,894	3,624	6,491	22,929	6,190
வரிக்கு பின் காலத்திற்கான நிகர லாபம்	4,360	12,726	2,742	4,704	17,322	4,707
காலத்திற்கான விரிவான மொத்த வருமானம்	4,634	13,126	2,735	6,714	20,313	4,527
சம பங்கு மூலதனம்	1,711	1,711	1,711	1,711	1,711	1,711
இதர எக்ஸிடி	38,125	38,125	33,336	57,922	57,922	46,133
ஒரு பங்கு சம்பந்தியம் (காலாண்டு காலது வருடாந்திரம் அல்ல)						
(முடிந்த ஆண்டு-ஒரு பங்கு ரூ. 10)	25.70	75.01	16.17	27.72	102.11	27.76
சுடத்த ஆண்டு (ரூபாயில்)	25.69	74.98	16.15	27.71	102.06	27.74

1. தேசிய 31 மார்ச் 2026-ல் முடிந்த காலாண்டு மற்றும் ஆண்டுக்கான தனிபாச மற்றும் ஒருங்கிணைத்த தணிக்கை செய்யப்பட்ட நிதிநிலை முடிவுகள் தணிக்கை குழுவினால் ஏற்றுக்கொள்ள செய்யப்பட்ட அவர்களின் பரிந்துரைகள் பேரில் 15 மே, 2026 அன்று தட்பெற உட்பெளியின் இயக்குனர்கள் குழு கூட்டத்தில் அங்கீகரிக்கப்பட்டது. 31 மார்ச் 2026-ல் முடிந்த காலாண்டு மற்றும் ஆண்டுக்கான தணிக்கை செய்யப்பட்ட நிதிநிலை முடிவுகளை உட்பெளியின் கூட தணிக்கையாளர்கள் குறியிய ஏற்றுக்கொள்ள வெந்தனர் மற்றும் நிபந்தனையற்ற கருத்தை வழங்கியுள்ளனர்.

2. SEB (பட்டியல் உட்பெளியின்) மற்றும் இடர வெளியீடு தேவைகள் விதிகள் 2015, விதி 33ல் கீழ் கூடாக ஈடுகொள் தகவல் செய்யப்பட்டுள்ள 31 மார்ச் 2026-ல் முடிந்த காலாண்டு மற்றும் ஆண்டுக்கான தனிபாச மற்றும் ஒருங்கிணைத்த தணிக்கை செய்யப்பட்ட நிதிநிலை முடிவுகளின் சரிவான வடிவத்தில் கருக்கரை தேசிய உட்பெளியின் 31 மார்ச் 2026-ல் முடிந்த காலாண்டு மற்றும் ஆண்டுக்கான தனிபாச மற்றும் ஒருங்கிணைத்த தணிக்கை செய்யப்பட்ட நிதிநிலை முடிவுகளின் முழுமையான வடிவம் கூடாக ஈடுகொள் இணையதளம் [www.bseindia.com/ www.nseindia.com] மற்றும் உட்பெளியின் இணையதளத்தில் [www.mplimited.com] உள்ளது.


தணிக்கை செய்யப்பட்ட நிதி முடிவுகளைப் பரக்க QR குறியீட்டை ஈடுகொள் செய்யவும்.

இடம் சிங்கப்பூர்
தேதி: 15 மே, 2026

எம்பிஎஸ் லிமிடெட்டுக்கான
ஒப்பம் -
ரா குல் குரோ
மேன் மற்றும் தலைமை செயல் அதிகாரி



FINANCIAL EXPRESS- MUMBAI EDITION-16 MAY 2026

MPS MPS LIMITED						
Registered Office: Block-B6, 3rd Floor, Gateway Office Parks, No. 16, G.S.T Road, Perungalathur, Chennai, Tambaram, Kanchipuram, Tamil Nadu-600063						
Corporate Office: A-1, Tower A, 4th Floor, Windsor IT park, Sector 125, Noida, Uttar Pradesh-201 303, CIN: L22122TN1970PLC005795						
Tel: +91 120 4599 750, Email: investors@mpslimited.com, Website: www.mpslimited.com						
Extract of audited financial results for the quarter and year ended 31 March 2026 INR in lacs, except per equity share data						
Particulars	Standalone			Consolidated		
	Quarter Ended	Year Ended	Corresponding quarter ended in the previous year	Quarter Ended	Year Ended	Corresponding quarter ended in the previous year
	31-March-2026	31-March-2026	31-March-2025	31-March-2026	31-March-2026	31-March-2025
	(Audited)	(Audited)	(Audited)	(Audited)	(Audited)	(Audited)
Total Income from operations	11,931	43,826	9,371	20,516	76,837	18,211
Net Profit for the period before tax	5,567	16,894	3,624	6,491	22,929	6,190
Net Profit for the period after tax	4,360	12,726	2,742	4,704	17,322	4,707
Total Comprehensive Income for the period	4,634	13,126	2,735	6,714	20,313	4,527
Equity Share Capital	1,711	1,711	1,711	1,711	1,711	1,711
Other Equity	38,125	38,125	33,336	57,922	57,922	46,133
	(As on 31st March, 2026)	(As on 31st March, 2026)	(As on 31st March, 2025)	(As on 31st March, 2026)	(As on 31st March, 2026)	(As on 31st March, 2025)
Earnings per equity share (not annualised for quarters) (Face value - INR 10 per equity share)						
Basic (INR)	25.70	75.01	16.17	27.72	102.11	27.76
Diluted (INR)	25.69	74.98	16.15	27.71	102.06	27.74
Notes :						
1. The above standalone and consolidated audited financial results for the quarter and year ended 31 March 2026, have been reviewed by the Audit Committee and upon their recommendation approved by the Board of Directors of the Company at their meeting held on 15 May 2026. The Statutory Auditors of the Company have audited financial statements for the quarter and year ended 31 March 2026 and an unmodified audit report has been issued.						
2. The above is an extract of the detailed format of standalone and consolidated audited financial results for the quarter and year ended 31 March 2026 filed with the Stock Exchanges under Regulation 33 of the SEBI (Listing Obligations and Disclosure Requirements) Regulations, 2015. The full format of the standalone and consolidated audited financial results for the quarter and year ended 31 March 2026 are available on the Stock Exchanges websites (www.bseindia.com / www.nseindia.com) and Company's website (www.mpslimited.com).						
SCAN THE QR CODE TO VIEW THE AUDITED FINANCIAL RESULTS:						
						
For MPS Limited Sd/- Rahul Arora Chairman and CEO						
Place: Singapore						
Dated: 15 May, 2026						



FINANCIAL EXPRESS- PUNE EDITION-16 MAY 2026


MPS MPS LIMITED Registered Office: Block-B6, 3rd Floor, Gateway Office Parks, No. 16, G.S.T Road, Perungalathur, Chennai, Tambaram, Kanchipuram, Tamil Nadu-600063 Corporate Office: A-1, Tower A, 4th Floor, Windsor IT park, Sector 126, Noida, Uttar Pradesh-201 303, CIN: L22122TN1970PLC005795 Tel: +91 120 4599 750, Email: investors@mpslimited.com, Website: www.mpslimited.com						
Extract of audited financial results for the quarter and year ended 31 March 2026						
Particulars	Standalone			Consolidated		
	Quarter Ended	Year Ended	Corresponding quarter ended in the previous year	Quarter Ended	Year Ended	Corresponding quarter ended in the previous year
	31-March-2026	31-March-2026	31-March-2025	31-March-2026	31-March-2026	31-March-2025
	(Audited)	(Audited)	(Audited)	(Audited)	(Audited)	(Audited)
Total Income from operations	11,931	43,826	9,371	20,516	76,837	18,211
Net Profit for the period before tax	5,567	16,894	3,624	6,491	22,929	6,190
Net Profit for the period after tax	4,360	12,726	2,742	4,704	17,322	4,707
Total Comprehensive Income for the period	4,634	13,126	2,735	6,714	20,313	4,527
Equity Share Capital	1,711	1,711	1,711	1,711	1,711	1,711
Other Equity	36,125	36,125	33,336	57,922	57,922	46,133
	(As on 31st March, 2026)	(As on 31st March, 2026)	(As on 31st March, 2025)	(As on 31st March, 2026)	(As on 31st March, 2026)	(As on 31st March, 2025)
Earnings per equity share (not annualised for quarters) (Face value - INR 10 per equity share)						
Basic (INR)	25.70	75.01	16.17	27.72	102.11	27.76
Diluted (INR)	25.69	74.98	16.15	27.71	102.06	27.74

INR in lacs, except per equity share data

Notes :

- The above standalone and consolidated audited financial results for the quarter and year ended 31 March 2026, have been reviewed by the Audit Committee and upon their recommendation approved by the Board of Directors of the Company at their meeting held on 15 May 2026. The Statutory Auditors of the Company have audited financial statements for the quarter and year ended 31 March 2026 and an unmodified audit report has been issued.
- The above is an extract of the detailed format of standalone and consolidated audited financial results for the quarter and year ended 31 March 2026 filed with the Stock Exchanges under Regulation 33 of the SEBI (Listing Obligations and Disclosure Requirements) Regulations, 2015. The full format of the standalone and consolidated audited financial results for the quarter and year ended 31 March 2026 are available on the Stock Exchanges websites (www.bseindia.com / www.nseindia.com) and Company's website (www.mpslimited.com).

SCAN THE QR CODE TO VIEW THE AUDITED FINANCIAL RESULTS



For MPS Limited
Sd/-
Rahul Arora
Chairman and CEO

Place: Singapore
Dated: 15 May, 2026




FINANCIAL EXPRESS- DELHI EDITION-16 MAY 2026

MPS MPS LIMITED Registered Office: Block-B6, 3rd Floor, Gateway Office Parks, No. 16, G.S.T Road, Perungalathur, Chennai, Tambaram, Kanchipuram, Tamil Nadu-600063 Corporate Office: A-1, Tower A, 4th Floor, Windsor IT park, Sector 125, Noida, Uttar Pradesh-201 303, CIN: L22122TN1970PLC005795 Tel: +91 120 4599 750, Email: investors@mpslimited.com, Website: www.mpslimited.com						
Extract of audited financial results for the quarter and year ended 31 March 2026 <i>INR in lacs, except per equity share data</i>						
Particulars	Standalone			Consolidated		
	Quarter Ended	Year Ended	Corresponding quarter ended in the previous year	Quarter Ended	Year Ended	Corresponding quarter ended in the previous year
	31-March-2026	31-March-2026	31-March-2025	31-March-2026	31-March-2026	31-March-2025
	(Audited)	(Audited)	(Audited)	(Audited)	(Audited)	(Audited)
Total Income from operations	11,931	43,826	9,371	20,516	76,837	18,211
Net Profit for the period before tax	5,567	16,894	3,624	6,491	22,929	6,190
Net Profit for the period after tax	4,360	12,726	2,742	4,704	17,322	4,707
Total Comprehensive Income for the period	4,634	13,126	2,735	6,714	20,313	4,527
Equity Share Capital	1,711	1,711	1,711	1,711	1,711	1,711
Other Equity	38,125	38,125	33,336	57,922	57,922	46,133
	(As on 31st March, 2026)	(As on 31st March, 2026)	(As on 31st March, 2025)	(As on 31st March, 2026)	(As on 31st March, 2026)	(As on 31st March, 2025)
Earnings per equity share (not annualised for quarters) (Face value - INR 10 per equity share)						
Basic (INR)	25.70	75.01	16.17	27.72	102.11	27.76
Diluted (INR)	25.69	74.98	16.15	27.71	102.06	27.74

Notes :

- The above standalone and consolidated audited financial results for the quarter and year ended 31 March 2026, have been reviewed by the Audit Committee and upon their recommendation approved by the Board of Directors of the Company at their meeting held on 15 May 2026. The Statutory Auditors of the Company have audited financial statements for the quarter and year ended 31 March 2026 and an unmodified audit report has been issued.
- The above is an extract of the detailed format of standalone and consolidated audited financial results for the quarter and year ended 31 March 2026 filed with the Stock Exchanges under Regulation 33 of the SEBI (Listing Obligations and Disclosure Requirements) Regulations, 2015. The full format of the standalone and consolidated audited financial results for the quarter and year ended 31 March 2026 are available on the Stock Exchanges websites (www.bseindia.com / www.nseindia.com) and Company's website (www.mpslimited.com).

SCAN THE QR CODE TO VIEW THE AUDITED FINANCIAL RESULTS:



For MPS Limited
Sd/-
Rahul Arora
Chairman and CEO

Place: Singapore
Dated: 15 May, 2026

