

Date: May 21, 2025

To,

National Stock Exchange of India Limited Exchange Plaza, C-1, Block G Bandra Kurla Complex Bandra (E), Mumbai – 400 051	BSE Limited Phiroze Jeejeebhoy Towers Dalal Street, Mumbai – 400 001
Symbol: MOBIKWIK	Scrip Code: 544305

Sub: Newspaper Publication of audited financial results for the quarter and year ended March 31, 2025.

Dear Sir/Madam,

Pursuant to Regulation 30 and 47 of the SEBI (Listing Obligations and Disclosure Requirements) Regulations, 2015, please find enclosed herewith copies of newspaper publication of audited Financial Results for the quarter and year ended March 31, 2025 as published in:

- Financial Express (All India editions in English language) on May 21, 2025; and
- Jansatta (Delhi and NCR edition in Hindi (vernacular) language) on May 21, 2025.

You are requested to take the same on record.

Thanking you,

For One MobiKwik Systems Limited

Ankita Sharma

Company Secretary and Compliance Officer
Membership No.: A37518

ONE MOBIKWIK SYSTEMS LIMITED

Registered Office: Unit No. 102, 1st Floor, Block-B, Pegasus One, Golf Course Road,
Sector-53, Gurugram, Haryana-122003, India.

Ph: +91 (124) 490-3344 | CIN: L64201HR2008PLC053766 | www.mobikwik.com | cs@mobikwik.com



KAYCEE INDUSTRIES LIMITED

CIN NO : L70102MH1942PLC006482
 Regd. Off.: Old kamani chambers, 32-Ramjibhai kamani marg, Ballard Estate, Mumbai-400001
 Website: www.kayceeindustries.com Email id: cs@kayceeindustries.com Tel No.: 022 22613521 Fax No.: 22613521

AUDITED FINANCIAL RESULTS (STANDALONE & CONSOLIDATED) FOR THE QUARTER AND YEAR ENDED 31ST MARCH 2025

AUDITED FINANCIAL RESULTS (STANDALONE & CONSOLIDATED) FOR THE QUARTER AND YEAR ENDED 31ST MARCH 2025

The Board of Directors of the Company at their meeting held on May 20, 2025 approved the financial results (Standalone & Consolidated) of the Company for the Quarter and year ended 31st March, 2025.

The aforementioned financial results along with the Audit report are available on the website of BSE www.bseindia.com and on the Company's website at www.kayceeindustries.com and can be accessed by scanning the QR code.



By order of the Board of Directors
 For Kaycee Industries Limited
 Sd/-
D Rajesh Kumar
 Director
 DIN: 00003126

Date: May 20, 2025
Place: Mumbai



ONE MOBIKWIK SYSTEMS LIMITED

CIN: L64201HR2008PLC053766
 Registered Office: Unit No. 102, 1st Floor, Block-B, Pegasus One, Golf Course Road, Sector-53, Gurugram, Haryana-122003
 Tel: 0124-4903344; E-mail: cs@mobikwik.com; Website: www.mobikwik.com

STATEMENT OF AUDITED FINANCIAL RESULTS (STANDALONE & CONSOLIDATED) FOR THE QUARTER AND YEAR ENDED MARCH 31, 2025

The Board of Directors of One MobiKwik Systems Limited ("the Company") at the meeting held on May 19, 2025, approved the Audited Financial Results (Standalone & Consolidated) of the Company for the quarter and year ended March 31, 2025 ("Financial Results")


The Financial Results along with the Auditor's Report, have been posted on the website of Stock Exchanges (www.bseindia.com and www.nseindia.com) and Company's website at <https://www.mobikwik.com/ir/financial-statements> and can be accessed by scanning the QR code.



By Order of the Board
 One MobiKwik Systems Limited
 SD/-
Upasana Rupkrishan Taku
 Chairperson, Whole-time Director & Chief Financial Officer
 DIN: 02979387

Place: Gurugram
Date: 19.05.2025

Note: The above information is in accordance with Regulation 33 read with Regulation 47(1) of the SEBI (Listing Obligations and Disclosure Requirements) Regulations, 2015.



VIVO BIO TECH LIMITED

Your Trusted Practical Partner
 CIN: L65993TG1987PLC007163
 Registered Office: 03rd Floor, Ilyas Mohammed Khan Estate, #8-2-672/5 & 6, Road No.1, Banjara Hills, Hyderabad, Telangana – 500034.
 Email: investors@vivobio.com; Website: www.vivobio.com

EXTRACT OF AUDITED CONSOLIDATED FINANCIAL RESULTS OF VIVO BIO TECH LIMITED FOR THE FOURTH QUARTER AND YEAR ENDED MARCH 31, 2025

(Rs. in Lacs except per equity share data)

Particulars	Quarter Ended			Year Ended	
	31.03.2025	31.12.2024	31.03.2024	31.03.2025	31.03.2024
	Audited	Un-Audited	Audited	Audited	Audited
1 Total Income	1,244.39	1,222.10	1,176.74	5,147.74	4,549.00
2 Net Profit / (Loss) for the period (before Tax, Exceptional and/or Extraordinary items)	124.14	146.19	143.46	879.30	406.04
3 Net Profit / (Loss) for the period before tax (after Exceptional and/or Extraordinary items)	124.14	146.19	143.46	879.30	406.04
4 Net Profit / (Loss) for the period after tax (after Exceptional and/or Extraordinary items)	106.27	82.00	73.60	728.26	252.62
5 Total Comprehensive Income for the period [Comprising Profit / (Loss) for the period (after tax) and Other Comprehensive Income (after tax)]	106.27	82.00	73.60	728.26	252.62
6 Equity Share Capital	1,716.48	1,612.85	1,490.35	1,716.48	1,490.35
7 Other Equity	-	-	-	5,346.80	3,949.60
8 Earnings Per Share (of Rs. 10/- each) (for continuing and discontinued operations) -					
i. Basic	0.69	0.55	0.50	4.76	1.70
ii. Diluted	0.69	0.55	0.31	4.76	1.51


Notes:

- The above Audited Financial Results for the Quarter and Year ended March 31, 2025, were reviewed by the Audit Committee and approved by the Board of Directors at their meetings held on May 19, 2025.
- The figures for the quarter ended March 31, 2025 and March 31, 2024 are the balancing figure between the audited figures of the full financial year and the published year-to-date figures upto the 3rd quarter of respective financial years which were subject to Limited Review by the Statutory Auditor of the Company.
- The Consolidated Results include results of all subsidiaries, viz., Vivobio Labs Private Limited, Vivobio Discovery Services Private Limited, Surlogic Life Consultancy Private Limited and Vivobio Consulting Services Private Limited (Formerly Donakanti Consulting Services Private Limited).
- Company has Four (4) subsidiaries, viz., Vivobio Labs Private Limited, Vivobio Discovery Services Private Limited, Surlogic Life Consultancy Private Limited and Vivobio Consulting Services Private Limited and has no associate/joint venture company(ies), as on March 31, 2025.
- The Company operates in single Segments Viz., Bio Technology. Hence segmental reporting is not required.
- The above is an Extract of the detailed format of Annual Audited Financial Results filed with stock exchange under Regulation 33 of SEBI (Listing Obligations and Disclosure Requirements) Regulations, 2015. The full format of the financial results for the fourth quarter and year ended March 31, 2025 is available on the stock exchange's website www.bseindia.com and Company's website www.vivobio.com.
- Standalone Financial Information of the Company is as under:

Particulars	Quarter Ended			Year Ended	
	31.03.2025	31.12.2024	31.03.2024	31.03.2025	31.03.2024
	Audited	Un-Audited	Audited	Audited	Audited
Total Income	1244.39	1222.10	1155.92	5147.74	4491.93
Profit before Tax	136.45	153.62	139.46	908.11	405.47
Profit for the Period	118.58	89.43	69.77	757.07	252.22


8. Un-Audited Financial Results of the Company for the Quarter and Year ended March 31, 2025 can be accessed through following link: <http://www.vivobio.com/static/pdf/quarter-ended-31-03-2025.pdf>

Or scan:



For Vivo Bio Tech Limited
 Sd/-
Kalyan Ram Mangipudi
 Whole Time Director
 DIN: 02012580

Date: 19.05.2025
Place: Hyderabad



ARVIND SMARTSPACES LIMITED

[CIN - L45201GJ2008PLC055771]
 Regd. Office: 24, Government Servant's Society, Near Municipal Market, Off. C.G. Road, Navrangpura, Ahmedabad-380009.
 Contact: 079 6826 7000 Website: www.arvindsmartspace.com Email: investor@arvindinfra.com

STATEMENT OF CONSOLIDATED FINANCIAL RESULTS FOR THE QUARTER AND YEAR ENDED 31ST MARCH, 2025.

(₹ in Lakhs except per share data)

Sr. No	Particulars	Quarter Ended on			Year Ended on	
		31-03-2025	31-12-2024	31-03-2024	31-03-2025	31-03-2024
1	Total income from operations	17,414.77	21,547.42	12,010.80	73,611.60	35,087.73
2	Net Profit / (Loss) for the period (before Tax, Exceptional and/ or Extraordinary items)	3556.57	5839.93	2840.54	16523.30	7571.40
3	Net Profit / (Loss) for the period before tax (after Exceptional and/or Extraordinary items)	3556.57	5839.93	2840.54	16523.30	7571.40
4	Net Profit / (Loss) for the period after tax (after Exceptional and/or Extraordinary items)	2176.20	5018.82	1950.62	11916.90	5109.08
5	Total Comprehensive Income for the period [Comprising Profit / (Loss) for the period (after tax) and Other Comprehensive Income (after tax)]	2135.27	5010.59	1930.37	11851.28	5076.08
6	Equity Share Capital	4556.45	4555.45	4534.40	4556.45	4534.40
7	Reserves (excluding Revaluation Reserve) as shown in the Audited Balance Sheet of the previous year.	-	-	-	-	-
8	Earnings Per Share (of Rs. 10/- each) (for continuing and discontinued operations) -					
	Basic:	4.20	10.49	3.42	24.28	9.17
	Diluted:	4.17	10.35	3.39	24.00	9.09

Standalone Information:

Sr. No	Particulars	31-03-2025	31-12-2024	31-03-2024	31-03-2025	31-03-2024
1	Revenue from operations	6826.75	1951.57	6401.04	12483.36	15077.87
2	Profit before tax	833.20	250.53	2835.90	1795.11	6700.99
3	Profit after tax	571.23	192.32	2140.88	1350.65	5513.34


Notes: (1) The audited consolidated financial results of Arvind SmartSpaces Limited ("Holding Company"), its subsidiaries (Holding company and Subsidiaries together referred as "Group") and joint ventures for the quarter and year ended 31st March, 2025 have been reviewed by the Audit Committee and thereafter approved by the Board of Directors at their meeting held on 20th May, 2025. The consolidated financial results are prepared in accordance with the Indian Accounting Standard (Ind AS) as prescribed under Section 133 of the Companies Act, 2013. (2) The Group's business falls within single business segment of developing of commercial and residential units. Hence, disclosures under Ind AS 108 - Operating Segments are not reported separately. (3) Previous period figures have been regrouped, rearranged and reclassified where necessary to conform to current period's classification. (4) The Board of Directors recommended a final dividend of Rs.6.00/- per equity share face value of Rs 10 each, for the financial year ended 31st March, 2025, subject to approval of shareholders at the ensuing Annual General Meeting.


The above is an extract of the detailed format of Audited Financial Results for the quarter and year ended on 31st March, 2025, filed with the Stock Exchanges under Regulation 33 of the SEBI (Listing and Other Disclosure Requirements) Regulations, 2015. The full format of the financial results are available on the Stock Exchange websites at www.bseindia.com and www.nseindia.com and on the company's website www.arvindsmartspace.com and the same can be accessed by scanning the QR Code.

Place: Ahmedabad
Date: 20th May, 2025

For, Arvind SmartSpaces Limited
 Kamal Singal
 Managing Director and CEO

SCAN HERE TO READ





EDELWEISS MUTUAL FUND

Edelweiss House, Off C.S.T Road, Kalina, Mumbai – 400098

NOTICE

RECORD DATE FOR DISTRIBUTION UNDER INCOME DISTRIBUTION CUM CAPITAL WITHDRAWAL OPTION (IDCW OPTION)

NOTICE is hereby given that Edelweiss Trusteeship Company Limited, Trustee to Edelweiss Mutual Fund, has approved declaration of IDCW Options under the following Schemes of Edelweiss Mutual Fund, as per the details given below:

Name of the Scheme/Plan/Option	Amount of IDCW*	Record Date	NAV per unit as on May 19, 2025 (Face Value ₹ 10 per unit)	Face Value per unit
Edelweiss Balanced Advantage Fund- Direct Plan Monthly IDCW Option	0.18	Friday, May 23, 2025**	27.09	₹ 10.00
Edelweiss Balanced Advantage Fund- Regular Plan Monthly IDCW Option	0.18		22.14	
Edelweiss Equity Savings Fund- Direct Plan Monthly IDCW Option	0.08		16.2121	
Edelweiss Equity Savings Fund- Regular Plan Monthly IDCW Option	0.08		14.3615	
Edelweiss Aggressive Hybrid Fund- Direct Plan IDCW Option	0.20		33.98	
Edelweiss Aggressive Hybrid Fund- Regular Plan IDCW Option	0.20		27.85	
Edelweiss Banking and PSU Debt Fund - Direct Plan IDCW Option	0.30		19.163	
Edelweiss Banking and PSU Debt Fund - Regular Plan IDCW Option	0.30		18.3297	

Pursuant to payment of IDCW, the NAV of the aforementioned IDCW Options of the Schemes will fall to the extent of payout and statutory levy, if any.

*Distribution of the above IDCW is subject to availability of distributable surplus as on the Record Date and as reduced by the amount of applicable statutory levy, if any. Considering the volatile nature of the markets, the Trustee reserves the right to restrict the quantum of IDCW upto the per unit distributable surplus available under the Schemes on the Record Date in case of fall in the market.

**or the immediately following Business Day if that day is a Non-Business Day.

All Unit holders whose name appears in the Register of Unit holders of the aforementioned IDCW Options of the Schemes as at the close of business hours on the Record Date shall be eligible to receive the IDCW so declared.


Investors are requested to take note of the above.

For Edelweiss Asset Management Limited
 (Investment Manager to Edelweiss Mutual Fund)
 Sd/-
Radhika Gupta
Managing Director & CEO
 (DIN: 02657595)

Place : Mumbai
Date : May 20, 2025

For more information please contact:
Edelweiss Asset Management Limited (Investment Manager to Edelweiss Mutual Fund)
 CIN: U65991MH2007PLC173409
Registered Office & Corporate Office: Edelweiss House, Off C.S.T Road, Kalina, Mumbai – 400 098.
Tel No: +91 22 4097 9737, Toll Free No. 1800 425 0090 (MTNL/BSNL), Non Toll Free No. 91 40 23001181, Fax: +91 22 40979878,
 Website: www.edelweissmf.com

MUTUAL FUND INVESTMENTS ARE SUBJECT TO MARKET RISKS, READ ALL SCHEME RELATED DOCUMENTS CAREFULLY.



BANSAL WIRE INDUSTRIES LIMITED

Corporate Identity Number: L31300DL1985PLC022737

EXTRACT OF AUDITED CONSOLIDATED FINANCIAL RESULTS FOR THE QUARTER AND YEAR ENDED MARCH 31, 2025

REVENUE

42.2%
Y-o-Y

EBITDA

86.4%
Y-o-Y

PAT

94.5%
Y-o-Y

(Amount are in Rs. Million, unless otherwise stated)

S. No.	Particulars	Quarter ended			Year ended	
		31-Mar-25	31-Dec-24	31-Mar-24	31-Mar-25	31-Mar-24
1	Total income from operations	9,429.91	9,257.23	7,099.25	35,166.14	24,708.86
2	Net Profit/(Loss) for the period (before Tax, Exceptional and/or Extraordinary items)	507.90	581.09	317.91	2,103.87	1,069.96
3	Net Profit/(Loss) for the period before tax (after Exceptional and/or Extraordinary items)	507.91	581.04	317.61	2,102.50	1,101.58
4	Net Profit/(Loss) for the period after tax (after Exceptional and/or Extraordinary items)	331.15	416.78	244.11	1,463.66	752.42
5	Total Comprehensive Income for the period [Comprising Profit/(Loss) for the period (after tax) and Other Comprehensive Income (after tax)]	329.14	418.00	241.73	1,460.83	748.75
6	Equity Share Capital	782.78	782.78	637.27	782.78	637.27
7	Reserves (excluding Revaluation Reserve) as shown in the Audited Balance Sheet of the previous year	-	-	-	11,907.34	3,586.43
8	Earnings Per Share (of Rs. 5/- each) (not annualised except for FY 2024)					
	Basic & Diluted (in Rs.)	2.12	2.66	1.92	9.73	5.78
	EBITDA (Earnings before Interest, Tax, Depreciation & Amortisation)	747.33	731.33	470.02	2,782.13	1,492.54


Audited standalone Financial Results for the quarter and year ended March 31, 2025

S. No.	Particulars	Quarter ended			Year ended	
		31-Mar-25	31-Dec-24	31-Mar-24	31-Mar-25	31-Mar-24
1	Turnover	8,967.32	9,292.64	5,709.06	32,032.09	22,843.86
2	Profit before tax	438.86	477.77	220.87	1,716.79	967.26
3	Profit after tax	300.06	357.70	198.71	1,251.61	684.23

Notes:

- The above is an extract of the audited standalone and consolidated Financial Results for the quarter and year ended March 31, 2025 filed with the Stock Exchanges under Regulation 33 of the SEBI (Listing and Other Disclosure Requirements) Regulations, 2015. The full financial results for the quarter and year ended March 31, 2025 are available on the websites of the Stock Exchange(s) where the equity shares of the company are listed, i.e., www.nseindia.com and www.bseindia.com and also on the website of the company - www.bansalwire.com.
- The statutory auditors have expressed an unmodified opinion on the audited consolidated financial results for the quarter and year ended March 31, 2025.

Place: Delhi
Date: May 20, 2025



For Bansal Wire Industries Limited
Arun Gupta
 Chairman and Whole Time Director
 DIN: 00255850

Registered and Corporate Office: F-3, Main Road, Shastri Nagar, Delhi-110052
 Phone: 011-46666750, Email: investorrelations@bansalwire.com, Website: www.bansalwire.com

