



Date: 23.09.2023

To,

National Stock Exchange of India Ltd.

Exchange Plaza, C-1, Block G,
Bandra Kurla Complex,
Bandra (E)
Mumbai – 400 051

Dear Sir / Madam,

Sub: Regulation 34 of SEBI (Listing Obligation and Disclosure Requirements) Regulations, 2015 Submission of Revised Annual Report.

Pursuant to Regulation 34 of SEBI Listing Obligations and Disclosure Requirements) Regulations, 2015, we enclosed Revised Annual Report for the financial year 2022-2023.

This is for your information and record.

Kindly take note of the above.

Yours faithfully,

For Madhya Bharat Agro Products Ltd

(Pallavi Sukhwal)
Company Secretary

Enclosed: as above

Madhya Bharat Agro Products Limited
26th Annual Report 2022-23



Strengthening

India's agro-economy

Contents

Corporate Overview

02	Introducing Madhya Bharat Agro Products Ltd.
06	Chairman message
08	CFO's message
10	Reaching key milestones
12	Geographical presence
13	Financial highlights
14	Our group innovative product portfolio
16	Strengths that define us
18	Keeping manufacturing excellence at the core
20	Building a stronger supply chain
21	Strengthening enduring bonds with customers
22	Empowering our people
23	Responsibly creating value

Statutory Reports


25	Notice
39	Directors' Report
45	Business Responsibility and Sustainability Report
72	Corporate Governance Report
84	Management Discussion and Analysis

Financial Statements

90	Independent Auditor Report
100	Standalone Financial Statement

Forward-looking statements

Some information in this report may contain forward-looking statements which include statements regarding Company's expected financial position and results of operations, business plans and prospects etc. and are generally identified by forward-looking words such as "believe," "plan," "anticipate," "continue," "estimate," "expect," "may," "will" or other similar words. Forward-looking statements are dependent on assumptions or basis underlying such statements. We have chosen these assumptions or basis in good faith, and we believe that they are reasonable in all material respects. However, we caution that actual results, performances or achievements could differ materially from those expressed or implied in such forward-looking statements. We undertake no obligation to update or revise any forward-looking statement, whether as a result of new information, future events, or otherwise.



Agriculture continues to support the livelihood of a substantial portion of the Indian population. With the government's aim of doubling farmers' income and creating an opportune landscape for crop growers, the agrochemical sector continues to play an integral role in improving the lives of farming communities.

At Madhya Bharat Agro Products Limited, our focus on developing and delivering superior quality agrochemicals keeps us aligned with the government's vision of empowering farmers. Leveraging our advanced manufacturing capability, we are improving capacity, exploring opportunities to introduce organic products and strengthening our presence in different markets across the country. Moreover, we are embracing latest technology to upgrade our processes and improve our product portfolio. It not only enables us to add value to the lives of farmers but, also empowers us to keep pace with an evolving business landscape - thereby contributing to the growth of India's agro economy.

Introducing Madhya Bharat Agro Products Ltd.

Madhya Bharat Agro Products Limited, being the pioneer and foremost integrated manufacturing plant for SSP (single super Phosphate), DAP (di-Ammonium Phosphate)/NPK (Nitrogen-Phosphorus-Potassium) complex fertilizer in the state of Madhya Pradesh. Our commitment to excellence and innovation has established us as one of the leading manufacturers of SSP and Granulated Single Super Phosphate (GSSP) fertilizer in the region.

We have strategically secured a reliable supply of rock phosphate through long-term agreements with both domestic and overseas suppliers. This ensures a steady and uninterrupted flow of raw materials, allowing us to maintain the highest standards in our manufacturing process.

As a part of our integrated operations, we have our own Sulphuric Acid plant with an impressive installed capacity of 99,000 MT per annum. Our integrated plant also includes Benefitted Rock Phosphate (BRP) plant with crushing capacity of 189000 MT per annum.

This plant ensures a reliable and consistent supply of high-quality Sulphuric Acid, a crucial component in the manufacturing of fertilizers .

In addition to our Sulphuric Acid plant, we also have a state-of-the-art manufacturing facility for phosphoric acid. With an annual production capacity of 49500 MT per annum, we are equipped to meet the growing demands of the agricultural sector. The phosphoric acid and oleum produced in our facility are vital ingredients in the production of various fertilizers, contributing to their effectiveness and nutritional value for crops.

Over the years, we earned a reputation as a quality-focused and customer-centric Company. With a team of experienced agronomists and scientists, we strive to develop and promote sustainable agricultural practices for a greener and more productive future. We believe in supporting the growth of the farming community and contributing to India's agricultural progress by empowering farmers with necessary tools and knowledge.

1,400+
Wholesalers


15,000+
Dealers and Retailers






Vision

Our Company aims to serve cause of Indian farmers through its products, ensuring sustainable improved income for them by improving productivity and also opening new opportunities in form export of Agri products thereby making agriculture profession a stream for prosperity simultaneously protecting environment.



Mission

Ostwal Group strives for the cause of Indian farmers, feeder for our population, through its products under brand name 'ANNADATA', ensuring sustainable improved income for them by enhancing productivity simultaneously protecting environment by propagating balance use of fertilizer. The Group also aims in enhancing value of its stakeholders through diversification, capacity enhancement and new capacity building by using available resources gainfully.



Objective

1

Continuously improve innovate and enhanced our fertilizer production to meet the evolving needs of farmers and the agricultural industry.

2

Implement environment friendly manufacturing practices, reduce carbon emissions, and promote the responsible use of fertilizers to safeguard ecosystems and natural resources.



Goals

Educate and empower farmers with knowledge, training, and resources to enhance their farming practices, improve livelihoods, and promote sustainable agriculture.

Key highlights

₹987.24 crores

Total revenue

₹215 crores

EBITDA

₹124.21 crores

PAT

1.5 million+

Farmers are our fertilizer user

₹2,500+ crores

Market capitalization

2

Manufacturing locations.

MBAPL Credit Rating

Sl. No.	Facility	Current Rating	Previous Rating	Previous Rating	Rating Agency
		(04.11.2022)	(31.03.2022)	(31.03.2021)	
1	Fund Based Facility	A- stable	A- stable	BBB+	Infomerics Valuation and Rating Pvt. Ltd
2	Non-Fund Based	A2+	A2+	A2	Infomerics Valuation and Rating Pvt. Ltd

Chairman message



I would like to express my gratitude to our shareholders for their unwavering support, encouragement, and faith in us.

Dear Shareholders,

It is with great pleasure and pride that I present to you the 26th Annual Report of Madhya Bharat Agro Products Limited (MBAPL) for the year 2022-23. I am delighted to inform you that we have successfully achieved our vision of becoming a leading quality fertilizer company.

During the financial year 2022-23, we have made significant progress in enhancing our production capacity, specifically in di-Ammonium Phosphate and Nitrogen and Phosphorus (DAP/NPK Complex fertilizer), which now stands at 2,40,000 MT per annum. This expansion in production capacity is

expected to drive our growth and improve our overall margin profile and return ratios. We are confident that we will achieve our target of reaching ₹ 1,000 Crores ahead of our planned timeline for Fiscal Year 2024.

In the last fiscal, we achieved a turnover of ₹ 982.05 Crore with PBT of ₹ 176.17 grown by 117.01% in comparison to the previous year, and our Profit After Tax (PAT) is ₹ 124.20 Crore shown a remarkable growth of 117.82%, a testimony to our relentless growth. Additionally, we have achieved a healthy EBITDA of ₹ 214.98 Crore which is 21.98% of revenue from operations.

We also initiated action for setting up another 1,000 TPD DAP/NPK Complex fertiliser plant together with 600 TPD SSP Plant with appropriate backward integrated production facilities.

Our prudent financial performances have also translated into healthy return on investment for our investors and shareholders. The board has allotted Bonus Equity Shares in the

ratio of 1:1 and proposed a dividend of 5% per share, amounting to ₹ 0.50 per share.

We also realise our responsibility towards communities we serve. Our Corporate Social Responsibility (CSR) initiatives focus on improving the quality of life of farmers as well as people from economically underprivileged backgrounds and enhance community development through targeted efforts.

Before I conclude, I would like to express my gratitude to our shareholders & Members on the board for their unwavering support, encouragement, and faith in us. With your continued support from Banks & co-operation from employee, along with the backing of the government, we are confident of taking Madhya Bharat Agro Products Limited to greater heights of success.

Warm regards,

Mahendra Kumar Ostwal
Chairman

CFO's message



Looking ahead, we will focus on optimising our capacity utilisation and implementing brand promotional activities to enhance our market visibility.

Dear Shareholders,

It is a privilege for me to convey my first message to you today.

Despite a plenitude of macroeconomic challenges, the past year has been remarkable for our company. Our record financial performance in the reporting year is a testament to our adaptability and dedication to creating long-term value for all. I would like to appreciate our team members, who have continued to steer us towards success.

At MBAPL, we have bolstered our liquidity buffer to fund our growth prospects. I am delighted to share that our current ratio has consistently remained above 1.4, demonstrating our ability to cover short-term liabilities without any constraints. Moreover, we have had an average working capital limit utilisation of approximately 80% showing enough cushion to meet any eventuality of immediate fund requirement. Our strategy of backward integration and developing manufacturing facilities for raw materials has enabled us to

produce cost-effective fertilisers. This approach also enables us to manage inventory levels effectively, ensuring seamless, uninterrupted operations.

Looking ahead, we will focus on optimising our capacity utilisation and implementing brand promotional activities to enhance our market visibility. We are also in the process of establishing a new project of DAP/NPK of 3,30,000 MTPA capacity and SSP capacity of 1,98,000 MTPA to cater to the farmers of Maharashtra, the biggest market for phosphatic fertilizer. This involves the backward integration of phosphoric acid and sulphuric acid. This project is scheduled to commence production by the end of fiscal year 2025-26 and is expected to be a major contributor to our long-term profitability.

Allow me to shed some light on our capital expenditure plans and allocations for FY 2023-24. At our existing production facilities in MBAPL, we have planned a capital expenditure of ₹ 70.00 crore, which will be financed by the internal accruals. In addition, we will require a capital expenditure of ₹ 100.00 crore for our new DAP/NPK

project.

In closing, I would like to reaffirm our commitment to expanding our business and contributing to India's growth trajectory going forward. To sustain our competitive edge, we will continue to leverage best-in-class technologies and develop quality products that meet customer expectations. We are also initiated action for implementation of SAP for seamless coordination among various department and for better MIS. We are also launching many technological initiatives for better connectivity with farmers.

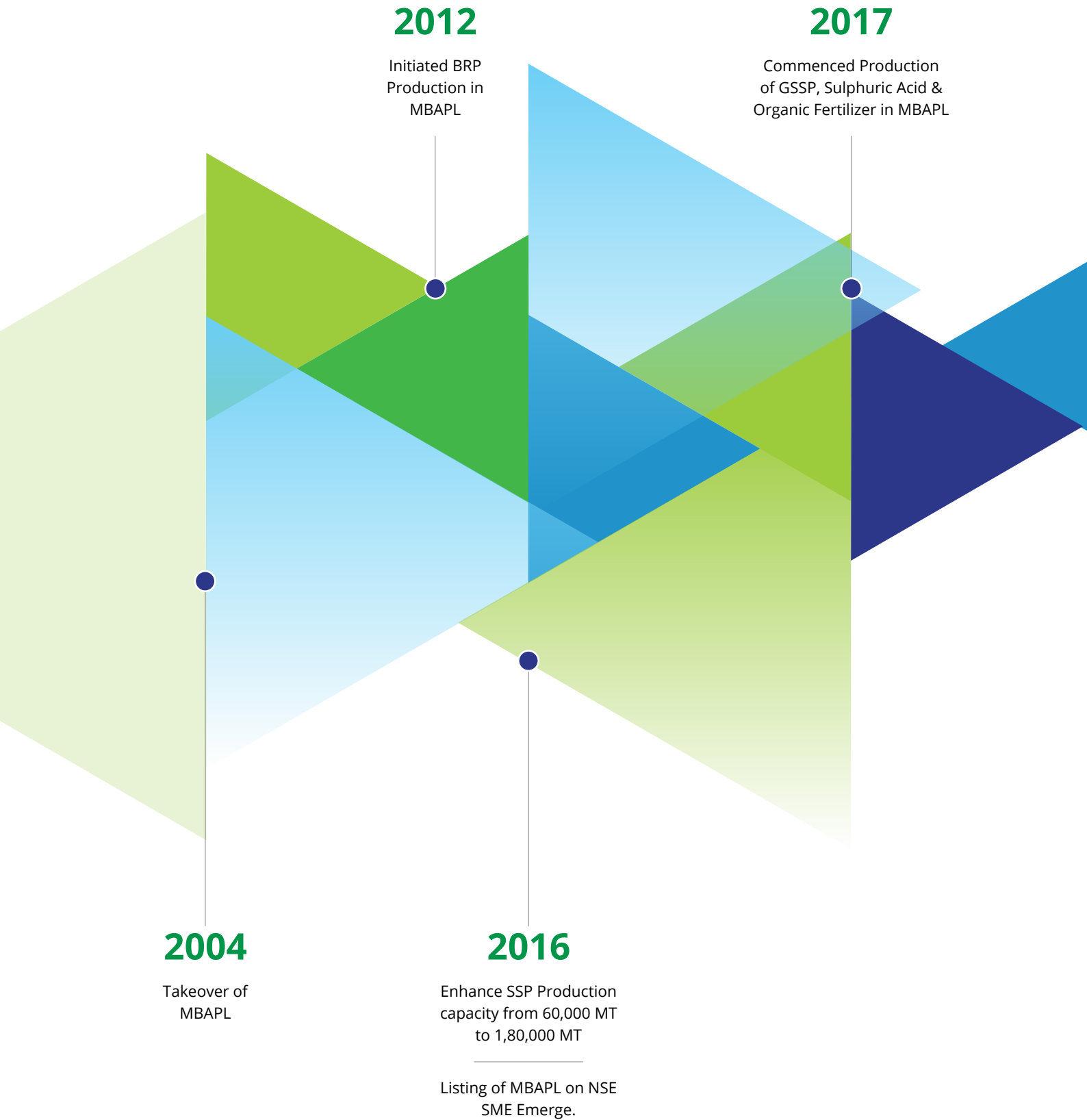
I am deeply thankful to our stakeholders for having faith in our vision and capabilities.

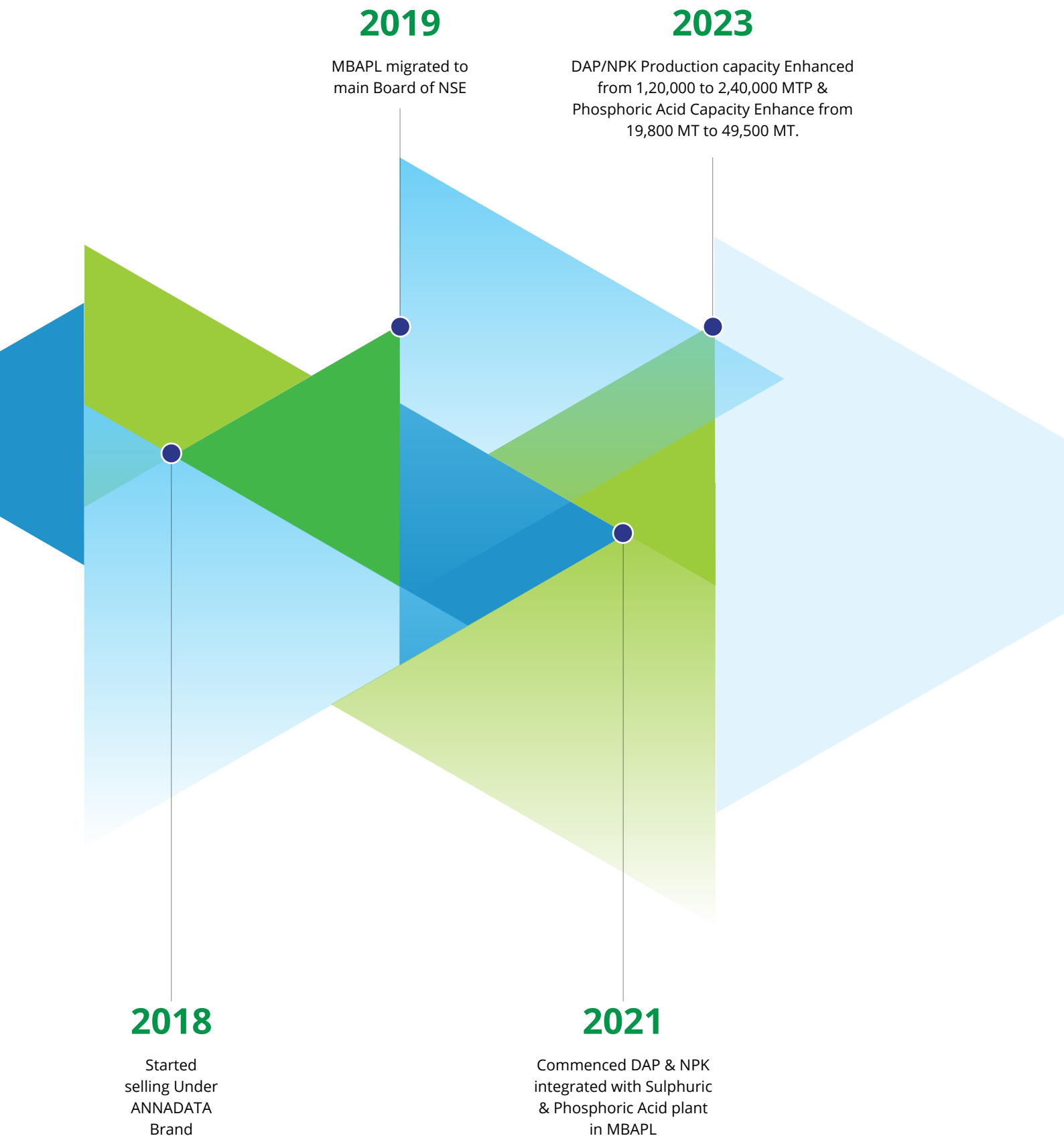
We look forward to building a prosperous future together.

Best Regards,

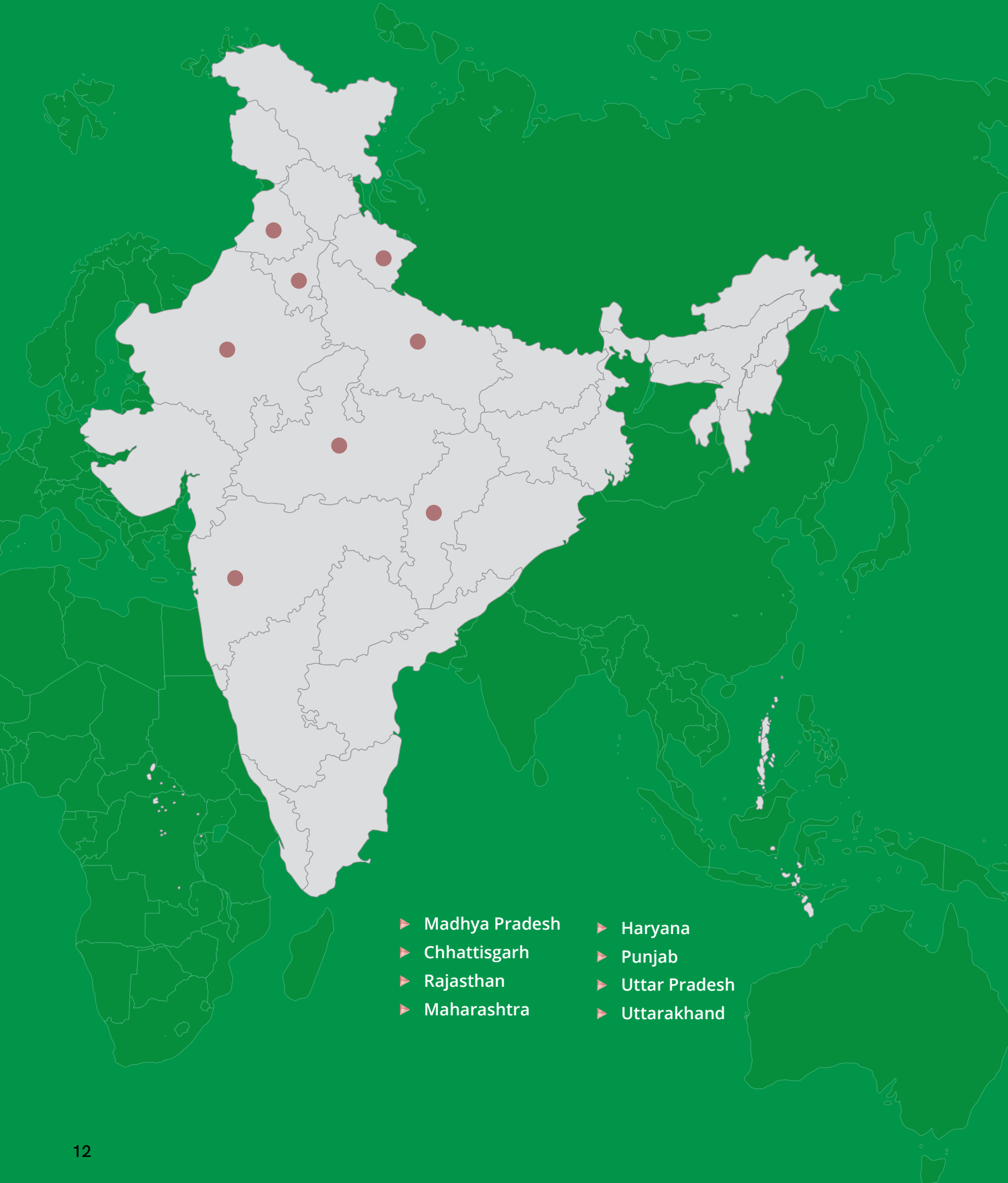
Mr. Sourabh Gupta
CFO & Whole Time Director

Reaching key milestones





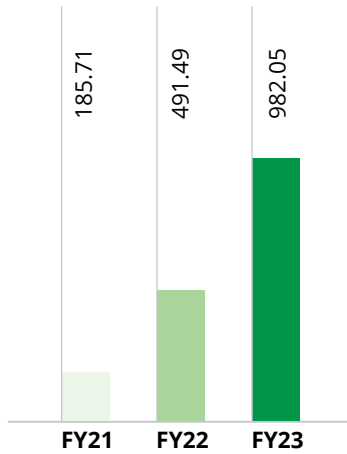
Geographical presence



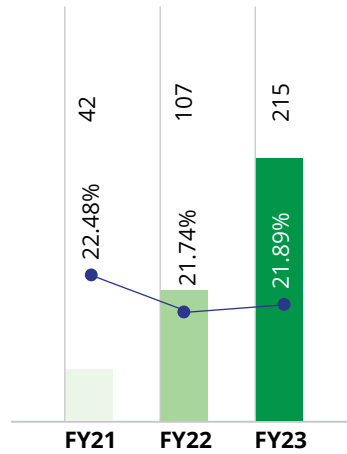
Financial highlights

Revenue

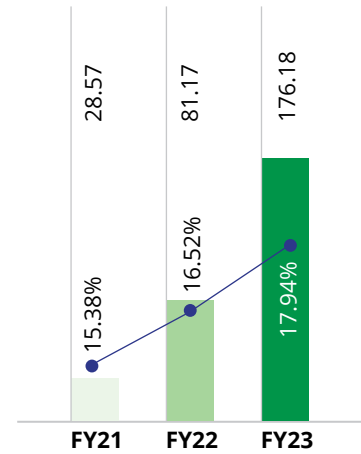
(₹ in Cr)



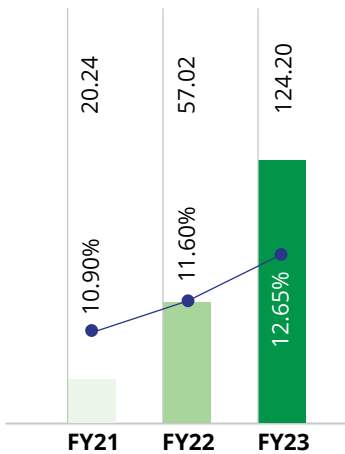
EBIDTA (₹ in Cr) / EBIDTA (in %)



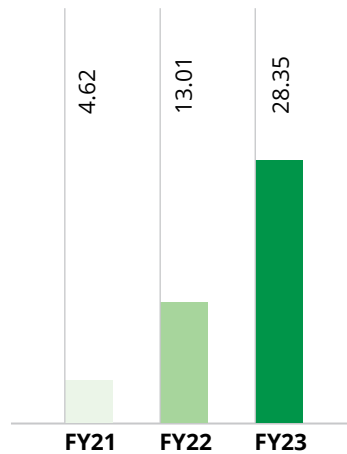
PBT (₹ in Cr) / PBT margin (in %)



PAT (in Cr) / PAT (in %)



EPS



Our group innovative product portfolio



Complex Fertilizer Under Bharat Brand

- Di-Ammonium Phosphate (DAP)
- Nitrogen Phosphorus and Potassium (NPK)

SSP

ANNADATA

- Single Super Phosphate (Powder)
- Zincated Single Super Phosphate Powder
- Boronated Single Super Phosphate Powder
- Single Super Phosphate (Granular)
- Zincated Single Super Phosphate Granular
- Boronated Single Super Phosphate Granular
- Zincated Boronated Single Super Phosphate (ZIBO)

Secondary Nutrient

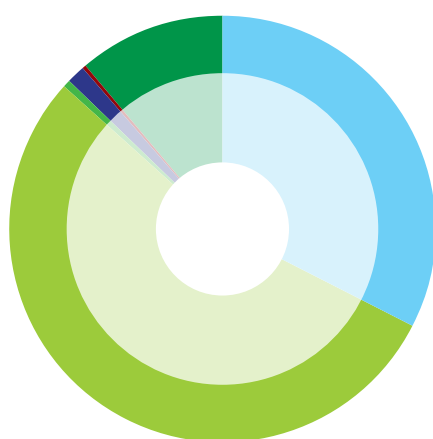
- Sulphur bentonite granulated
- ANNADATA Casma
- Doctor G/P

Supplements & organic Products

- ANNADATA Prom
- ANNADATA Potash



Products/Services sold by the entity (accounting for 90% of the entity's Turnover)



● DAP/NPK complex fertiliser	54.50%
● Single Super Phosphate (SSP)	32.73%
● Prom	0.17%
● Potash	1.31%
● Sulphuric Acid	0.18%
● Phosphoric Acid	0.06%
● Other Fertilizer Product	11.05%

Strengths that define us



Experienced and Qualified Promoters

Our company is managed by highly experienced and qualified promoters who have a proven track record of turning around loss making companies and transforming them into profitable ventures. Their expertise and strategic vision drive our success.



Strong and Skilled Team

We have a dedicated team of professionals who possess deep industry knowledge and skills. Their expertise ensures effective management of our operations and drives our continued growth.



Consistent Profitability

Since 2004, we have consistently reported profits, highlighting our strong financial performance and stability in the market.



NABL Accredited Laboratories

Each of our manufacturing units is equipped with NABL accredited laboratories, ensuring accurate and reliable testing of our products. This commitment to quality is a testament to our dedication to delivering superior fertilizers.



Strong Credit Ratings

All our fertilizer manufacturing companies boast an A- Stable credit rating, emphasizing our financial strength and ability to meet financial obligations.



Robust Infrastructure

Our manufacturing units have adequate infrastructure, well-established supply chains, and ample land reserves for future expansions. This provides a strong foundation for our continued growth and development.



Marketing Expertise

Our own marketing team comprises over 130 experienced professionals at group level who possess in-depth market knowledge. They play a vital role in promoting our products and building strong relationships with our customers.



Market Presence and Brand Recognition

We have a well-established ANNADATA brand that enjoys a strong presence across key markets. Our brand reputation and customer loyalty contribute to our continued success.



Backward Integration

Being backwardly integrated with phosphoric, Beneficiated Rock Phosphate (BRP) and sulphuric acid capacities allow us to control critical components of the production process, ensuring consistent quality and cost efficiency.

Keeping manufacturing excellence at the core

At MBAPL, we strive for excellence in manufacturing by implementing stringent quality control measures and efficient inventory management systems.

Our Plants



Madhya Bharat Agro Products Limited unit-1 Rajoua (Sagar, MP)



Madhya Bharat Agro Products Limited unit-2 Sourai Banda (Sagar, MP)

Production:



Sulphuric Acid Plant (SAP)



Beneficiated Rock Phosphate (BRP)



Single Super Phosphate (SSP)



DAP/NPK



Phosphoric Acid (PAP)

Capacities

	Production capacity (MTPA)	Capacity utilisation (MT) FY23	Capacity utilisation (MT) FY22
BRP (Crushing)	1,89,000	64%	59%
SSP/GSSP	2,40,000	87%	77%
Sulphuric Acid & Other	99,000	90%	89%
Phosphoric Acid*	19,800	72%	46%
DAP/NPK**	120,000	78%	32%
Organic Fertiliser	60,000	27%	49%

* Phosphoric acid capacity enhanced to 49,500 MTPA on 29th March, 2023

** DAP/NPK capacity enhanced to 2,40,000 MTPA on 29 March, 2023

Quality control

We prioritise quality control to ensure the production of superior quality products. Through the implementation of Programmable Logic Controllers (PLCs) for material balance, we have witnessed remarkable improvements in product quality. Furthermore, our NABL accredited laboratory allows us to fulfil our promise of quality assurance. We continuously engage in research and development activities to explore new manufacturing approaches and improve quality standards.

To ensure the quality of goods procured from suppliers, we meticulously check and test them in our laboratory. We also arrange third-party or government-approved lab testing to maintain a stringent focus on quality. Our purchase orders incorporate clauses for prior inspection and performance guarantee, emphasising our unwavering commitment to delivering superior quality products within required timelines.

Our laboratories are NABL accredited and ISO/IEC 17027:2017 & ISO-9001:2015 certified

Inventory management

We recognise the importance of efficient inventory management to ensure smooth operations. To achieve this, we employ advanced software to maintain accurate and up-to-date information on inventory. We have also implemented standard procedures to calculate and maintain minimum inventory levels based on quantity and transit time. Our store or inventory department provides daily reports to the relevant departments and the purchase department, to ensure seamless communication about stock levels. We understand the significance of coordinating with other departments to identify critical and risky items. It allows us to maintain adequate inventory and ensure timely order fulfilment.

Our Future Projects

We are currently establishing a new 1,000 TPD DAP/NPK project with backward facility of manufacturing Phosphoric Acid & Sulphuric Acid. We intend to begin commercial production in 2026. The total cost of the project is ₹700 crores, with another ₹300 crores required for financing working capital need. We aim to finance this requirement through a mix of Bank Loans, Fresh Equity Issue & Internal Accruals.

Along with above we plan to expand our Sulphuric acid plant capacity in October 2023 by 66,000 MT per annum totally to 1,65,000 MT per annum.

Building a stronger supply chain

At MBAPL, we prioritise efficient supply chain management to enable timely delivery of products.

The strategic location of our godowns allow us to store and distribute products more efficiently. We have also improved rake movement and optimised transportation logistics to streamline delivery. We have also forged strong relationships with suppliers to ensure reliable and consistent supply of raw materials. Our association with local vendors has also enabled us to ensure timely product availability.

We have implemented direct supply arrangements with vendors to effectively manage inventory carrying costs. Our Annual Maintenance Contracts (AMC) for key equipment and items also helps to prevent bottlenecks in the supply chain.

We ensure clear and transparent communication with suppliers through detailed contracts outlining expectations regarding delivery times, quality standards, and pricing. To identify reliable, reputed and experienced suppliers, we conduct thorough market research for selecting partners who can efficiently meet our requirements.

Along with regular communication and engagement sessions with suppliers, we provide feedback to highlight areas of improvement. We also conduct supplier audits to ensure adherence to quality standards.

Our procurement processes

We follow a standardised procurement process to leverage economies of scale and enable cost-efficiency. Along with strong relationships with suppliers, our emphasis on sustainable sourcing allows us to procure superior quality raw material required for manufacturing specialised agrochemical products.

The use of advanced technology has allowed us to automate the procurement process. It has not only resulted in enhancing accuracy and efficiency across the process but, has also helped to save time. It also allows us to keep a track of the entire procurement process and gather real-time information. Moreover, it empowers us to develop efficient strategies for sourcing raw material and negotiating favourable contracts.



1,000+
Suppliers

Strengthening enduring bonds with customers

We believe in fostering strong relationships with customers, built on trust and reliability. Our commitment to engage with farmers, understand their needs and develop products on the basis of evolving market requirements keeps us aligned with market trends.

Engaging with Farmers

Our aim is to provide farmers a comprehensive range of products that meet diverse needs. To ensure proper usage and understanding of our products, we engage with farmers through Farmers Training Programmes, Jeep Campaigns, and Mass Contact Programmes. We have also expanded our product portfolio to introduce Water-Soluble Fertilizers and different types of imported fertilizers that help to fulfil various requirements for enhancing farm productivity.

We have developed a dedicated mobile App, Krishi Yodha, to keep farmers informed about the latest technologies and farming practices. Krishi Yodha, serves as a platform for farmers to access valuable information and helps to educate farmers about the necessary resources for enhancing crop yield.

Enhancing our sales

To improve our reach, we continue to enhance our sales and marketing network. Resting on strong relations with dealers, we have strengthened our position in a competitive market. During the year, we achieved a significant milestone by introducing SSP and NPK products in the states of Haryana, Punjab, and Rajasthan. Additionally, we have ventured into the production of organic fertilizers such as PDM, Prom, and Casma, to fulfil the growing demand for organic alternatives.



Empowering our people

We recognise the value of a diverse and inclusive workforce to build a futuristic and dynamic workforce. Our people centric policies are centred around employee welfare and are designed to motivate people to aspire for professional as well as personal growth.



508

Total no. of workers

259

No of employees

12

Women employees

Diversity and inclusion

We believe in offering equal opportunities to every individual, regardless of their gender, ethnicity or background. To promote gender diversity, we aim to recruit more female employees and create a conducive working environment that fosters creativity and success.

To address concerns or grievances, we conduct regular meetings where employees can freely express their thoughts, voice their concerns, and provide feedback. Besides, to create a safe and respectful workplace, we have established an internal complaint committee for addressing complaints related to harassment, discrimination, or other workplace issue.

Employee engagement

We have implemented various measures to motivate and recognise the contribution of our people. Along with an incentive scheme to reward exceptional performance, we foster healthy competition and encourage individuals to strive for excellence. We also offer target-based rewards, wherein individuals or teams who meet or surpass predefined targets are acknowledged and rewarded.

We have also developed specialised training programmes to address skill gaps and empower employees. By identifying specific areas of improvement, we provide opportunities for continuous learning and development, allowing our people to develop necessary skills and thrive in challenging circumstances.

Performance management

We conduct monthly or quarterly reviews to monitor progress and assess performance. Goals are set for every department, to provide clear direction for objectives to be achieved within certain timeframes. Every member is expected to take ownership of their work and act with responsibility.

We have also established a mechanism for gathering employee feedback through forms and surveys that enable us to assess employee satisfaction, identify areas of improvement, and make informed decisions that enhance the overall employee experience.

Responsibly creating value

At MBAPL, we recognise the importance of sustainable value creation. It empowers us to engage in eco-conscious activities, improve our contribution to communities and strengthen a culture of good governance.

Environment

Waste management

We prioritise effective waste management practices to minimise our environmental footprint and promote sustainability. To fulfil this objective, we also engage in the collection of torn HDPE bags and metal scrap generated from our operation. Adhering to the guidelines set by the Central Pollution Control Board (CPCB) and the Ministry of Environment and Forests (MoEF), we ensure proper segregation and disposal of plastic waste. We also seek opportunities to reuse waste materials to further optimise resource utilisation and reduce waste generation.

Water conservation

To ensure optimum utilisation of water, we have implemented a zero liquid discharge policy. It allows us to recover, treat, and reuse wastewater generated from our processes, reduce water consumption and minimise our impact on the environment.

Sustainability measures at MBAPL

To nurture a sustainable future, we have created a green belt over 35% of our premises. Besides, to reduce energy consumption, we have installed 10 solar lights on the roads and installed LED lighting across all our plants. Furthermore, we prioritise environmental compliance by

installing online monitoring systems in each stack, ensuring real-time data submission to the Central Pollution Control Board (CPCB) as well as the Madhya Pradesh Pollution Control Board (MPPCB).

We also focus on sustainable resource utilisation and strive to minimise waste generation across our operations. Our Sewage Treatment Plant (STP) allows us to treat waste water and

utilise it for gardening purposes. We also take great pride in operating a zero effluent discharge facility as we ensure recycling and reusing of water within our processes. Additionally, we have established rainwater harvesting structures to collect runoff water and recharge groundwater levels.

16,540

Tree planted within the premises



Social

CSR

At MBAPL, corporate social responsibility (CSR) is an integral part of our values and operations. We are committed to promoting sustainable practices through various initiatives that have a positive impact on society and the environment. In line with our commitment to supporting local communities, we sponsor local events and provide financial assistance to uplift and empower people.

We also make provision for free education to provide access to quality education. Our emphasis on eradicating hunger, poverty, and malnutrition within communities also helps to improve the quality of life of economically disadvantaged people. Simultaneously, through food distribution drives, we aim to alleviate hunger and provide access to nutritious meals.



Governance

At MBAPL, we place great importance on corporate governance to ensure transparency, accountability, and ethical practices within our operations. Our corporate governance framework is designed to align with our business strategy and goals, enabling effective decision-making and strategic oversight. We adhere to governance frameworks that are in line with relevant laws and regulations, providing a strong foundation for our governance practices.

To maintain transparency and accessibility, we document our processes and procedures, ensuring that they are readily available to all stakeholders, including shareholders and employees. Effective board reporting, agenda setting, and minute documentation are integral to our governance practices. We also initiated action to implement SAP for better MIS & monitoring of various aspects for better performance of the company.

Furthermore, we realise the significance of stakeholder engagement in corporate governance. To address stakeholder concerns and foster open communication, we have established a Stakeholder Committee to address investor complaints and prioritise their best interest.



Registered Office: 5-O-21, Basement,
R.C. Vyas Colony, Bhilwara, 311001 Rajasthan
CIN: L24121RJ1997PLC029126
Tel. No.: 01482-237104, **Fax No.:** 01482-239638
Website: www.mbapl.com, **Email:** secretarial@mbapl.com

NOTICE

NOTICE is hereby given that the **26th Annual General Meeting (AGM)** of the Members of **Madhya Bharat Agro Products Limited** will be held on **Tuesday, 26th day of September, 2023 at 11.00 A.M.** through two-way Video Conferencing ("VC") or Other Audio-Visual Means ("OAVM"), to transact the following business:

ORDINARY BUSINESS

- To consider and adopt (a) the audited financial statement of the Company for the financial year ended March 31, 2023 and the reports of the Board of Directors and Auditors thereon and in this regard, pass the following resolutions as Ordinary Resolutions:

"RESOLVED THAT the audited financial statement of the Company for the financial year ended March 31, 2023 and the reports of the Board of Directors and Auditors thereon laid before this meeting, be and are hereby considered and adopted.

- To declare dividend on equity shares for the Financial Year 2022-23.

"RESOLVED THAT in terms of recommendation of Board of Directors of the company, the approval of the members of the company be and is hereby granted for payment of dividend @ ₹ 0.50 per share (i.e. 5%) on the fully paid up equity shares of ₹10/- each of the company for the year 2022-2023.

- To appoint a Director in place of Praveen Ostwal (DIN: 00412207), who retires by rotation and being eligible, offers himself for re-appointment and in this regard, pass the following resolution as an Ordinary Resolution:

"RESOLVED THAT pursuant to the provisions of Section 152 of the Companies Act, 2013, Praveen Ostwal (DIN: 00412207), who retires by rotation at this meeting and being eligible has offered himself for re-appointment, be and is hereby re-appointed as a Director of the Company, liable to retire by rotation."

SPECIAL BUSINESS

- To approve and ratify the authority of Board of directors in fixing remuneration of the Cost Auditor(s) for the financial year ending 31st March 2024 and, in this regard, to consider

and if thought fit, to pass with or without modification(s) the following as an Ordinary Resolution:

"RESOLVED THAT Shareholders hereby ratify the actions of the Board of Directors pursuant to the provisions of Section 148(3) and other applicable provisions of the Companies Act, 2013 read with the Companies (Audit and Auditors) Rules, 2014, for approving recommendation of Audit Committee for remuneration to M/s K.C. Moondra & Associates, Cost Auditor(s) to conduct the cost audit of the Company for the financial year ending 31st March 2024 at such remuneration as shall be fix by the board of directors of the company.

- To approve the increase in authorized share capital of the company consider and, if thought fit, to pass, with or without modification(s), the following as an Ordinary Resolution:

"RESOLVED THAT pursuant to the provisions of Section 13, 61, 64 and other applicable provisions, if any, of the Companies Act, 2013, (including any statutory modification(s) and re-enactment(s) thereof for the time being in force) and the rules framed thereunder, the consent of the Member of the Company be and is hereby accorded to increase the Authorized Share Capital of the Company from the present ₹ 50,00,00,000/- (Rupees Fifty Crore only) consisting of 5,00,00,000 (Five Crore) Equity Shares of ₹ 10/- (Rupees Ten) each to ₹ 110,00,00,000/- (Rupees One hundred and ten Crore only) consisting of 11,00,00,000 (Eleven Crore) Equity Shares of ₹ 10 /- (Rupees Ten) each by creation of additional 6,00,00,000 (Six Crore) Equity Shares of ₹ 10/- (Rupees Ten) each ranking pari-passu in all respect with existing Equity shares of the Company.

FURTHER RESOLVED THAT the Memorandum of Association of the Company be and is hereby altered by substituting the existing Clause V thereof by the following new Clause V as under:

- "The Authorised Share Capital of the Company is ₹ 110,00,00,000/- (Rupees One hundred and ten Crore only) divided into 11,00,00,000 (Eleven Crore) Equity Shares of the Face value of ₹ 10/- (Rupees Ten) each."**

RESOLVED FURTHER THAT for the purpose of giving effect to this resolution, the Board of Directors of the Company be and is hereby authorized to take necessary

actions for, submission of documents and papers with the concerned authorities to register and implement the aforesaid amendment to the Memorandum of Association of the Company and to do all such acts, deeds and things as may be necessary in this regard including authorizing any person of the Company for this purpose."

6. To approve issue of bonus shares and, in this regard, to consider and if thought fit, to pass with or without modification(s) the following as an Ordinary Resolution:

"RESOLVED THAT pursuant to relevant provision of the Articles of Association and the provisions of Section 63 and all other applicable provisions of the Companies Act, 2013 read with the Companies (Share Capital and Debentures) Rules, 2014, the Securities and Exchange Board of India ("SEBI") (Issue of Capital and Disclosure Requirements) Regulations, 2018 ("the ICDR Regulations"), the SEBI (Listing Obligations and Disclosure Requirements) Regulations, 2015 ("Listing Regulations" (including any statutory modification(s) or re-enactment(s) thereof, for the time being in force) and other applicable regulations, rules and guidelines issued by SEBI and the Reserve Bank of India ("RBI") from time to time, and such approvals, consents, permissions, conditions and sanctions as may be necessary from appropriate authorities and subject to such terms and modifications, if any, as may be specified while according such approvals and subject to acceptance of such conditions or modifications by the Board of Directors, the consent of the Shareholders of the Company be and is hereby accorded for capitalization of a sum not exceeding of ₹ 43,81,34,700/- (Rupees Forty Three Crore Eighty One Lakhs Thirty Four Thousand Seven Hundred only) from and out of Securities Premium and/or Free Reserves and/or Retained Earnings as may be considered necessary, for the purpose of issue of Bonus Equity Shares of Face Value of ₹ 10/- (Rupee Ten only) each, credited as fully paid up Equity Shares to eligible Members of the Company in the proportion of 1 (One) new fully paid up Equity Share of Face Value of Re. 10/- (Rupee Ten only) each for every 1 (One) existing fully paid-up Equity Share of Face Value of Re. 10/- (Rupee Ten only) each held by the Members of the Company, whose name will appear in the Register of Members maintained by the Company / Beneficial Owners' Position as received from National Securities Depository Limited (NSDL) and Central Depository Services (India) Limited (CDSL) on the 'Record Date' to be determined by the Board for this purpose.

RESOLVED FURTHER THAT the Bonus Equity Shares so allotted shall rank pari-passu in all respects with the fully Paid- Up Equity Shares of the Company as existing on the Record Date.

RESOLVED FURTHER THAT in case of fractional shares, if any, arising out of the issue and allotment of the bonus equity shares, the Company shall not issue any shares or certificate in respect of such fractional shares. All fractions of bonus equity shares shall be ignored if any, arising out of the issue and allotment of the bonus equity shares, and no allotment is being made for the fractional Equity Shares

and accordingly the number of issuance of bonus share may be reduced."

RESOLVED FURTHER THAT the Bonus Equity Shares so allotted shall always be subject to the terms and conditions contained in the Memorandum and Articles of Association of the Company.

RESOLVED FURTHER THAT no allotment letters shall be issued to the allottees of the bonus equity shares and in the case of Members who hold equity shares or opt to receive equity shares in dematerialized form, the bonus equity shares shall be credited to the respective beneficiary accounts of the Members with their respective Depository Participant(s) and in the case of Members who hold equity shares in physical form, the share certificate(s) in respect of the bonus equity shares shall be dispatched, within such time as prescribed by law and the relevant authorities.

RESOLVED FURTHER THAT the issue and allotment of the Bonus Equity Shares to Non-Resident Members, Foreign Institutional Investors (FIIs) and other Foreign Investors, shall be subject to the applicable regulations under the Foreign Exchange Management Act, 1999 or Reserve Bank of India or approval of any other appropriate regulatory / statutory authorities, as may be necessary.

RESOLVED FURTHER THAT for the purpose of giving effect to this resolution, the Board be and are hereby severally authorized, to do all such acts, deeds, matters as may in their absolute discretion deem necessary, desirable or expedient for giving effect to this Resolution.

7. To approve material related party transactions between the Company and Ostwal Phoschem (India) Limited (OPIL), and, in this regard, to consider and if thought fit, to pass with or without modification(s) the following as an Ordinary Resolution:

"RESOLVED THAT pursuant to the provisions of Regulation 23(4) of the Securities and Exchange Board of India (Listing Obligations and Disclosure Requirements) Regulations, 2015, as amended from time to time, ("SEBI Listing Regulations"), Section 188 of the companies act 2013 and other applicable provisions of the Companies Act, 2013 ("Act") read with Rules made thereunder, other applicable laws/statutory provisions, if any, (including any statutory modification(s) or amendment(s) or re-enactment(s) thereof, for the time being in force), the Company's Policy on Related Party Transactions, and subject to such approval(s), consent(s), permission(s) as may be necessary from time to time on basis of approval, recommendation of the Audit Committee and the Board of Directors of the Company, the approval of the Members of the Company be and is hereby accorded to enter into Material Related Party Transaction(s) / Contract(s) /Arrangement(s) / Agreement(s) entered into / proposed to be entered into (whether by way of an individual transaction or transactions taken together or a series of transactions or otherwise), as mentioned in detail in the Explanatory Statement annexed herewith, between the Company and Ostwal Phoschem India Limited, a holding Company of the Company and accordingly a 'Related Party' of the Company, on such terms

and conditions as may be mutually agreed between the Company and OPIL, for an aggregate value not exceeding 300 crores during the financial year 2023-24, provided that such transaction(s) / contract(s) / arrangement(s) / agreement(s) is / are carried out at an arm's length pricing basis and in the ordinary course of business.

RESOLVED FURTHER THAT the Board of Directors of the Company be and are hereby authorized to delegate all or any of the powers conferred on it to any Committee of Board of Directors and/or Managing/Whole-time Director(s) of the Company and to do all such acts and take all such steps as may be considered necessary or expedient to give effect to the aforesaid resolution.

RESOLVED FURTHER THAT all actions taken by the Board in connection with any matter referred to or contemplated in this resolution, be and are hereby approved, ratified and confirmed in all respects."

8. To approve material related party transactions between the Company and Krishana Phoschem Limited (KPL), and, in this regard, to consider and if thought fit, to pass with or without modification(s) the following as an Ordinary Resolution:

"RESOLVED THAT pursuant to the provisions of Regulation 23(4) of the Securities and Exchange Board of India (Listing Obligations and Disclosure Requirements) Regulations, 2015, as amended from time to time, ("SEBI Listing Regulations"), Section 188 of the companies act 2013 and other applicable provisions of the Companies Act, 2013 ("Act") read with Rules made thereunder, other applicable laws/statutory provisions, if any, (including any statutory modification(s) or amendment(s) or re-enactment(s)

thereof, for the time being in force), the Company's Policy on Related Party Transactions, and subject to such approval(s), consent(s), permission(s) as may be necessary from time to time on basis of approval, recommendation of the Audit Committee and the Board of Directors of the Company, the approval of the Members of the Company be and is hereby accorded to enter into Material Related Party Transaction(s) / Contract(s) /Arrangement(s) / Agreement(s) entered into / proposed to be entered into (whether by way of an individual transaction or transactions taken together or a series of transactions or otherwise), as mentioned in detail in the Explanatory Statement annexed herewith, between the Company and Krishana Phoschem Limited, a 'Related Party' of the Company, on such terms and conditions as may be mutually agreed between the Company and KPL, for an aggregate value not exceeding 300 crores during the financial year 2023-24, provided that such transaction(s) / contract(s) / arrangement(s) / agreement(s) is / are carried out at an arm's length pricing basis and in the ordinary course of business.

RESOLVED FURTHER THAT the Board of Directors of the Company be and are hereby authorized to delegate all or any of the powers conferred on it to any Committee of Board of Directors and/or Managing/Whole-time Director(s) of the Company and to do all such acts and take all such steps as may be considered necessary or expedient to give effect to the aforesaid resolution.

RESOLVED FURTHER THAT all actions taken by the Board in connection with any matter referred to or contemplated in this resolution, be and are hereby approved, ratified and confirmed in all respects."

By Order of the Board of Directors
For **Madhya Bharat Agro Products Limited**

(Pallavi Sukhwai)
Company Secretary &
Compliance Officer

Dated: 29/08/2023
Place: Bhilwara

NOTES: -

1. The Ministry of Corporate Affairs (MCA) vide its General Circulars dated April 8, 2020, April 13, 2020, May 5, 2020, January 13, 2021, December 14, 2021 and December 28, 2022 (collectively referred to as MCA Circulars) and all other relevant circulars issued from time to time, has permitted the holding of the Annual General Meeting (AGM) through Video Conferencing (VC)/ Other Audio-Visual Means (OAVM), without the physical presence of the Members at a common venue. Further, the Securities and Exchange Board of India (SEBI) vide its circulars dated May 12, 2020, January 15, 2021, May 13, 2022 and January 5, 2023 (SEBI Circulars) and all other relevant circulars issued from time to time, has provided certain relaxations from compliance with certain provisions of the SEBI (Listing Obligations and Disclosure Requirements Regulations, 2015 (SEBI Listing Regulations).
2. Further, pursuant to the MCA and SEBI Circulars, the Notice of the AGM along with the Annual Report for FY 2022-23 is sent in electronic form only to those Members whose email addresses are registered with the Company/ Depositories. The Notice calling the 26th AGM has been uploaded on the website of the Company at wwmbapl.com. The Notice can also be accessed from the websites of the Stock Exchange i.e. The National Stock Exchange of India Limited ("NSE") at www.nseindia.com and on the website of National Securities Depository Limited ("NSDL") (agency for providing the Remote e-Voting facility) i.e. www.evoting.nsdl.com.
3. The explanatory Statement pursuant to Section 102 of the Companies Act, 2013 in respect of the Business under Item No. 4 to 8 of the accompanying notice is annexed hereto.
4. In respect of Resolution at item no. 3 a statement giving additional information on Directors seeking appointment/ re-appointment is annexed herewith as required under SEBI (Listing Obligations & Disclosure Requirements) Regulations, 2015 (SEBI Regulations).
5. Pursuant to the provisions of the Companies Act, 2013, a member entitled to attend and vote is entitled to appoint a proxy to attend and vote on his/her behalf and the proxy need not be a Member of the Company. Since this AGM is being held pursuant to the MCA Circulars through VC or OAVM, physical attendance of Members has been dispensed with. Accordingly, in terms of the above-mentioned MCA and SEBI circulars, the facility for appointment of proxies by the Members will not be available for the AGM and hence the Proxy Form and Attendance Slip are not annexed to this Notice.
6. Members attending the meeting through VC or OAVM shall be counted for the purpose of reckoning the quorum under Section 103 of the Companies Act 2013.
7. Members seeking any information or clarification are requested to send in written queries to the Company, in advance, before the date of the meeting by mail at secretarial@mbapl.com.
8. Corporate members intending to send their authorized representative to attend the AGM through VC or OAVM or to vote through remote e-voting, pursuant to Sections 112 and 113 of the Act, are requested to send a certified copy of the board resolution to the Scrutinizer by e-mail at Sourabh.bapna12@gmail.com with a copy marked to evoting@nsdl.co.in, authorizing their representative to attend and vote on their behalf at the AGM.
9. In case of joint holders attending the meeting, only such joint holder who is higher in the order of name will be entitled to vote.
10. The Notice is being sent to all the Members, whose names appear in the Register of Members/List of Beneficial Owners, received from National Securities Depository Limited (NSDL)/Central Depository Services (India) Limited (CDSL) as on Friday, 18th August 2023 for those shareholders whose email ids are not registered with the Depositories, for procuring user id and password, Notice and Annual Report, are requested to provide their Mail Id at secretarial@mbapl.com.
11. The Members are requested to note that the Company is pleased to provide a two-way Video Conferencing Facility (VC) to view the live streaming of the proceedings of the AGM and facilitate participation of Members at the AGM through VC or asking their questions through a Chat box facility. The Members will be able to view the proceedings on NSDL's e-Voting website www.evoting.nsdl.com.
12. Members may use this facility by using the same login credentials as provided for remote e-Voting. Members on the day of the AGM will login through their user ID and password on e-Voting website of NSDL. The link will be available in Member login where the EVEN of Company will be displayed. On clicking this link, the Member will be able to view the webcasting of the AGM proceedings. The VC Facility will be available on September 26, 2023 from 11:00 a.m. (IST) onwards till the conclusion of the Meeting.
13. The Members can join the AGM in the VC/OAVM mode 15 minutes before and after the scheduled time of the commencement of the Meeting by following the procedure mentioned in the Notice. The Members will be able to view the proceedings on NSDL's e-Voting website www.evoting.nsdl.com. The facility of participation at the AGM through VC/OAVM will be made available to at least 1,000 members on first come first served basis. This will not include large Shareholders (Shareholders holding 2% or more shareholding), Promoters, Institutional Investors, Directors, Key Managerial Personnel, the Chairpersons of the Audit Committee, Nomination and Remuneration Committee and Stakeholders Relationship Committee, Auditors etc. who are allowed to attend the AGM without restriction on account of first come first served basis.
14. Dividend on Equity Shares, as recommended by the Board of Directors for the Year ended 31st March, 2023 and subject to approval of members at this Annual General Meeting, will be paid within thirty days from the date of declaration

to those shareholders whose name shall appear on the company's register of Members on 19th September, 2023.

The Shareholders, who have not claimed their Dividend in the past, are requested to write to the Registrar and Transfer Agent, M/s. Bigshare Services Private Limited, Mumbai to claim the amount of Dividend.

Pursuant to Section 124 of the Companies Act, 2013, if the Dividend Amount is not claimed within 7 Years from the date it is due for payment, such unclaimed amount will be transferred to Investor Education and Protection Fund and thereafter no claim shall become against the Company. In view of this, Members/Claimants are requested to claim their unpaid/unclaimed dividends before the due dates.

Pursuant to the Finance Act, 2020, dividend income will be taxable in the hands of the Shareholders w.e.f. April 1, 2020 and the Company is required to deduct Tax at Source ("TDS") from dividend paid to the Members at prescribed rates in the Income Tax Act, 1961 ('the IT Act'). In general, to enable compliance with TDS requirements, Members are requested to complete and / or update their Residential Status, PAN, Category as per the IT Act with their Depository Participants or in case shares are held in physical form, with the Company by sending documents through email at secretarial@mbapl.com on or before 19th September, 2023.

Shareholders are requested to note that in case their PAN is not registered, or having invalid PAN or Specified Person as defined under section 206AB of the Income-tax Act ("the Act"), the tax will be deducted at a higher rate prescribed under section 206AA or 206AB of the Act, as applicable.

A Resident individual shareholder with PAN and who is not liable to pay income tax can submit a yearly declaration in Form No. 15G / 15H, to avail the benefit of non-deduction of tax at source by e-mail to secretarial@mbapl.com. Non-resident shareholders [including Foreign Institutional Investors (FIIs) / Foreign Portfolio Investors (FPIs)] can avail beneficial rates under tax treaty between India and their country of tax residence, subject to providing necessary documents i.e. No Permanent Establishment and Beneficial Ownership Declaration, Tax Residency Certificate, Form 10F, any other document which may be required to avail the tax treaty benefits. For this purpose, the shareholder may submit the above documents (PDF / JPG Format) by e-mail to secretarial@mbapl.com.

15. The Ministry of Corporate Affairs (vide circular nos. 17/2011 and 18/2011 dated April 21 and April 29, 2011 respectively), has undertaken a 'Green Initiative in Corporate Governance' and allowed companies to share documents with its shareholders through an electronic mode. Members are requested to support this green initiative by registering / updating their e-mail addresses, in respect of shares held in dematerialized form with their respective Depository Participants and in respect of shares held in physical form with Bigshare Services Private Limited.

16. Members holding shares in dematerialized form are requested to intimate all changes pertaining to their bank details such as bank account number, name of the bank and branch details, MICR code and IFSC code, mandates, nominations, power of attorney, change of address, change of name, e-mail address, contact numbers, etc., to their depository participant (DP). Changes intimated to the DP will then be automatically reflected in the Company's records which will help the Company and the Company's Registrars and Transfer Agents, Bigshare Services Private Limited to provide efficient and better services. Members holding shares in physical form are requested to intimate such changes to Bigshare Services Private Limited.

17. As per the provisions of Section 72 of the Act and SEBI Circular, the facility for making nomination is available for the Members in respect of the shares held by them. Members who have not yet registered their nomination are requested to register the same by submitting Form No. SH-13. If a Member desires to opt out or cancel the earlier nomination and record a fresh nomination, he/she may submit the same in Form ISR-3 or SH-14 as the case may be. Members are requested to submit the said details to their DP in case the shares are held by them in dematerialized form and to Company's Registrars and Transfer Agents, Bigshare Services Private Limited in case the shares are held in physical form.

18. Voting Through Electronic Means: The details of the process and manner of e-voting are explained herein below:

In compliance with Sections 108 and 110 of the Companies Act, 2013 and the Rules made thereunder, the Company is providing facility of remote e-Voting to its Members in respect of the business to be transacted at the AGM. For this purpose, the Company has entered into an agreement with National Securities Depository Limited (NSDL) for facilitating voting through electronic means, as the authorized agency. The facility of casting votes by a member using remote e-Voting system as well as venue voting on the date of the AGM will be provided by NSDL. The instructions for e-voting are given herein below. The resolutions passed by the Members through e-voting are deemed to have been passed as if they have been passed at AGM.

The Members who have cast their vote by remote e-voting prior to the AGM may also attend the AGM but shall not be entitled to cast their vote again.

The remote e-voting period begins on 23th September, 2023 (9:00 A.M.) and ends 25th September, 2023 (5:00 P.M.). The remote e-voting module shall be disabled by NSDL for voting thereafter. The Members, whose names appear in the Register of Members / Beneficial Owners as on the record date (cut-off date) i.e., 19th September, 2023, may cast their vote electronically. The voting right of shareholders shall be in proportion to their share in the paid-up equity share capital of the Company as on the cut-off date, being 19th September, 2023.





How do I vote electronically using NSDL e-Voting system?

The way to vote electronically on NSDL e-Voting system consists of “Two Steps” which are mentioned below:

Step 1: Access to NSDL e-Voting system

A) Login method for e-Voting and joining virtual meeting for Individual shareholders holding securities in demat mode

In terms of SEBI circular dated December 9, 2020 on e-Voting facility provided by Listed Companies, Individual shareholders holding securities in demat mode are allowed to vote through their demat account maintained with Depositories and Depository Participants. Shareholders are advised to update their mobile number and email Id in their demat accounts in order to access e-Voting facility.

Type of shareholders	Login Method
Individual Shareholders holding securities in demat mode with NSDL.	<ol style="list-style-type: none"> Existing IDeAS user can visit the e-Services website of NSDL Viz. https://eservices.nsd.com either on a Personal Computer or on a mobile. On the e-Services home page click on the “Beneficial Owner” icon under “Login” which is available under ‘IDeAS’ section, this will prompt you to enter your existing User ID and Password. After successful authentication, you will be able to see e-Voting services under Value added services. Click on “Access to e-Voting” under e-Voting services and you will be able to see e-Voting page. Click on company name or e-Voting service provider i.e. NSDL and you will be re-directed to e-Voting website of NSDL for casting your vote during the remote e-Voting period or joining virtual meeting & voting during the meeting. If the user is not registered for IDeAS e-Services, option to register is available at https://eservices.nsd.com. Select “Register Online for IDeAS” Portal or click at https://eservices.nsd.com/SecureWeb/IdeasDirectReg.jsp Visit the e-Voting website of NSDL. Open web browser by typing the following URL: https://www.evoting.nsd.com/ either on a Personal Computer or on a mobile. Once the home page of e-Voting system is launched, click on the icon “Login” which is available under ‘Shareholder/Member’ section. A new screen will open. You will have to enter your User ID (i.e. your sixteen digit demat account number held with NSDL), Password/OTP and a Verification Code as shown on the screen. After successful authentication, you will be redirected to NSDL Depository site wherein you can see e-Voting page. Click on options available against company name or e-Voting service provider - NSDL and you will be redirected to e-Voting website of NSDL for casting your vote during the remote e-Voting period or joining virtual meeting & voting during the meeting. Shareholders/Members can also download NSDL Mobile App “NSDL Speede” facility by scanning the QR code mentioned below for seamless voting experience.. NSDL Mobile App is available on    
Individual Shareholders holding securities in demat mode with CDSL	<ol style="list-style-type: none"> Users who have opted for CDSL Easi / Easiest facility, can login through their existing user id and password. Option will be made available to reach e-Voting page without any further authentication. The users to login Easi /Easiest are requested to visit CDSL website www.cdslindia.com and click on login icon & New System Myeasi Tab and then user your existing my easi username & password.. After successful login the Easi / Easiest user will be able to see the e-Voting option for eligible companies where the evoting is in progress as per the information provided by company. On clicking the evoting option, the user will be able to see e-Voting page of the e-Voting service provider for casting your vote during the remote e-Voting period or joining virtual meeting & voting during the meeting. Additionally, there is also links provided to access the system of all e-Voting Service Providers, so that the user can visit the e-Voting service providers’ website directly..

Type of shareholders	Login Method
	<p>3. If the user is not registered for Easi/Easiest, option to register is available at CDSL website www.cdslindia.com and click on login & New System Myeasi Tab and then click on registration option.</p> <p>4. Alternatively, the user can directly access e-Voting page by providing Demat Account Number and PAN No. from a e-Voting link available on www.cdslindia.com home page. The system will authenticate the user by sending OTP on registered Mobile & Email as recorded in the Demat Account. After successful authentication, user will be able to see the e-Voting option where the evoting is in progress and also able to directly access the system of all e-Voting Service Providers.</p>
Individual Shareholders (holding securities in demat mode) login through their depository participants	You can also login using the login credentials of your demat account through your Depository Participant registered with NSDL/CDSL for e-Voting facility. upon logging in, you will be able to see e-Voting option. Click on e-Voting option, you will be redirected to NSDL/CDSL Depository site after successful authentication, wherein you can see e-Voting feature. Click on company name or e-Voting service provider i.e. NSDL and you will be redirected to e-Voting website of NSDL for casting your vote during the remote e-Voting period or joining virtual meeting & voting during the meeting.

Important note: Members who are unable to retrieve User ID/ Password are advised to use Forget User ID and Forget Password option available at abovementioned website.

Helpdesk for Individual Shareholders holding securities in demat mode for any technical issues related to login through Depository i.e. NSDL and CDSL.

Login type	Helpdesk details
Individual Shareholders holding securities in demat mode with NSDL	Members facing any technical issue in login can contact NSDL helpdesk by sending a request at evoting@nsdl.co.in or call at 022 - 4886 7000 and 022 - 2499 7000
Individual Shareholders holding securities in demat mode with CDSL	Members facing any technical issue in login can contact CDSL helpdesk by sending a request at helpdesk.evoting@cdslindia.com or contact at toll free no. 1800 22 55 33

B) Login Method for e-Voting and joining virtual meeting for shareholders other than Individual shareholders holding securities in demat mode and shareholders holding securities in physical mode.

How to Log-in to NSDL e-Voting website?

1. Visit the e-Voting website of NSDL. Open web browser by typing the following URL: <https://www.evoting.nsdl.com/> either on a Personal Computer or on a mobile.
2. Once the home page of e-Voting system is launched, click on the icon "Login" which is available under 'Shareholder/Member' section.
3. A new screen will open. You will have to enter your User ID, your Password/OTP and a Verification Code as shown on the screen.

Alternatively, if you are registered for NSDL eservices i.e. IDEAS, you can log-in at <https://eservices.nsdl.com/> with your existing IDEAS login. Once you log-in to NSDL eservices after using your log-in credentials, click on e-Voting and you can proceed to Step 2 i.e. Cast your vote electronically.

Manner of holding shares i.e. Demat (NSDL or CDSL) or Physical	Your User ID is:
a) For Members who hold shares in demat account with NSDL.	8 Character DP ID followed by 8 Digit Client ID For example if your DP ID is IN300*** and Client ID is 12***** then your user ID is IN300***12*****.
b) For Members who hold shares in demat account with CDSL.	16 Digit Beneficiary ID For example if your Beneficiary ID is 12***** then your user ID is 12*****.
c) For Members holding shares in Physical Form.	EVEN Number followed by Folio Number registered with the company For example if folio number is 001*** and EVEN is 101456 then user ID is 101456001***

5. Password details for shareholders other than Individual shareholders are given below:
 - a) If you are already registered for e-Voting, then you can use your existing password to login and cast your vote.
 - b) If you are using NSDL e-Voting system for the first time, you will need to retrieve the 'initial password' which was communicated to you. Once you retrieve your 'initial

- password', you need to enter the 'initial password' and the system will force you to change your password.
- c) How to retrieve your 'initial password'?
- (i) If your email ID is registered in your demat account or with the company, your 'initial password' is communicated to you on your email ID. Trace the email sent to you from NSDL from your mailbox. Open the email and open the attachment i.e. a .pdf file. Open the .pdf file. The password to open the .pdf file is your 8 digit client ID for NSDL account, last 8 digits of client ID for CDSL account or folio number for shares held in physical form. The .pdf file contains your 'User ID' and your 'initial password'.
- (ii) If your email ID is not registered, please follow steps mentioned below in process for those shareholders whose email ids are not registered.
6. If you are unable to retrieve or have not received the "Initial password" or have forgotten your password:
- a) Click on "Forgot User Details/Password?"(If you are holding shares in your demat account with NSDL or CDSL) option available on www.evoting.nsdl.com.
- b) Physical User Reset Password?" (If you are holding shares in physical mode) option available on www.evoting.nsdl.com.
- c) If you are still unable to get the password by aforesaid two options, you can send a request at evoting@nsdl.co.in mentioning your demat account number/folio number, your PAN, your name and your registered address etc.
- d) Members can also use the OTP (One Time Password) based login for casting the votes on the e-Voting system of NSDL.
7. After entering your password, tick on Agree to "Terms and Conditions" by selecting on the check box.
8. Now, you will have to click on "Login" button.
9. After you click on the "Login" button, Home page of e-Voting will open.

Step 2: Cast your vote electronically and join General Meeting on NSDL e-Voting system.

How to cast your vote electronically and join General Meeting on NSDL e-Voting system?

1. After successful login at Step 1, you will be able to see all the companies "EVEN" in which you are holding shares and whose voting cycle and General Meeting is in active status.
2. Select "EVEN" of company for which you wish to cast your vote during the remote e-Voting period and casting your vote during the General Meeting. For joining virtual meeting, you need to click on "VC/OAVM" link placed under "Join General Meeting".

3. Now you are ready for e-Voting as the Voting page opens.
4. Cast your vote by selecting appropriate options i.e. assent or dissent, verify/modify the number of shares for which you wish to cast your vote and click on "Submit" and also "Confirm" when prompted.
5. Upon confirmation, the message "Vote cast successfully" will be displayed.
6. You can also take the printout of the votes cast by you by clicking on the print option on the confirmation page.
7. Once you confirm your vote on the resolution, you will not be allowed to modify your vote.

General Guidelines for shareholders

1. Institutional shareholders (i.e. other than individuals, HUF, NRI etc.) are required to send scanned copy (PDF/JPG Format) of the relevant Board Resolution/ Authority letter etc. with attested specimen signature of the duly authorized signatory(ies) who are authorized to vote, to the Scrutinizer by e-mail to sourabh.bapna12@gmail.com with a copy marked to evoting@nsdl.co.in. Institutional shareholders (i.e. other than individuals, HUF, NRI etc.) can also upload their Board Resolution / Power of Attorney / Authority Letter etc. by clicking on "Upload Board Resolution / Authority Letter" displayed under "e-Voting" tab in their login.
2. It is strongly recommended not to share your password with any other person and take utmost care to keep your password confidential. Login to the e-voting website will be disabled upon five unsuccessful attempts to key in the correct password. In such an event, you will need to go through the "Forgot User Details/Password?" or "Physical User Reset Password?" option available on www.evoting.nsdl.com to reset the password.
3. In case of any queries, you may refer the Frequently Asked Questions (FAQs) for Shareholders and e-voting user manual for Shareholders available at the download section of www.evoting.nsdl.com or call on toll free no.: 1800-222-990 and 1800-224-430 or send a request at evoting@nsdl.co.in
4. Any person who acquires shares of the Company and becomes a Member of the Company after the dispatch of the Notice and holding shares as on the cut-off date, i.e., 19th September, 2023, may obtain the User ID and password by sending a request at evoting@nsdl.co.in or secretarial@mbapl.com. However, if you are already registered with NSDL for remote e-voting, then you can use your existing user ID and password for casting your vote. If you forgot your password, you may reset your password by using "Forgot User Details/Password" option available on www.evoting.nsdl.com or contact NSDL at the following Toll-free no. 1800-222-990.

Process for those shareholders whose email ids are not registered with the depositories for procuring user id and password and registration of e mail ids for e-voting for the resolutions set out in this notice:

1. In case shares are held in physical mode please provide Folio No., Name of shareholder, scanned copy of the share certificate (front and back), PAN (self-attested scanned copy of PAN card), AADHAR (self-attested scanned copy of Aadhar Card) by email to secretarial@mbapl.com
2. In case shares are held in demat mode, please provide DPID-CLID (16 digit DPID + CLID or 16 digit beneficiary ID), Name, client master or copy of Consolidated Account statement, PAN (self-attested scanned copy of PAN card), AADHAR (self-attested scanned copy of Aadhar Card) to secretarial@mbapl.com If you are an Individual shareholders holding securities in demat mode, you are requested to refer to the login method explained at step 1 (A) i.e. Login method for e-Voting and joining virtual meeting for Individual shareholders holding securities in demat mode.
3. Alternatively, member may send an e-mail request to evoting@nsdl.co.in for obtaining User ID and Password by proving the details mentioned in Point (1) or (2) as the case may be.
4. In terms of SEBI circular dated December 9, 2020 on e-Voting facility provided by Listed Companies, Individual shareholders holding securities in demat mode are allowed to vote through their demat account maintained with Depositories and Depository Participants. Shareholders are required to update their mobile number and email ID correctly in their demat account in order to access e-Voting facility.

The instructions for members for e-voting on the day of the EGM/AGM are as under: -

1. The procedure for e-Voting on the day of the EGM/AGM is same as the instructions mentioned above for remote e-voting.
2. Only those Members/ shareholders, who will be present in the EGM/AGM through VC/OAVM facility and have not casted their vote on the Resolutions through remote e-Voting and are otherwise not barred from doing so, shall be eligible to vote through e-Voting system in the EGM/AGM.
3. Members who have voted through Remote e-Voting will be eligible to attend the EGM/AGM. However, they will not be eligible to vote at the EGM/AGM.
4. The details of the person who may be contacted for any grievances connected with the facility for e-Voting on the day of the EGM/AGM shall be the same person mentioned for Remote e-voting.

Instructions for members for attending the AGM through VC/OAVM are as under:

- 1) Member will be provided with a facility to attend the EGM/AGM through VC/OAVM through the NSDL e-Voting system. Members may access by following the steps mentioned above for Access to NSDL e-Voting system. After successful login, you can see link of "VC/OAVM link" placed under "Join General meeting" menu against company name. You are requested to click on VC/OAVM link placed under Join General Meeting menu. The link for VC/OAVM will be available in Shareholder/ Member login where the EVEN of Company will be displayed. Please note that the members who do not have the User ID and Password for e-Voting or have forgotten the User ID and Password may retrieve the same by following the remote e-Voting instructions mentioned in the notice to avoid last minute rush.
- 2) Members are encouraged to join the Meeting through laptops for better experience. Further Members will be required to use internet with a good speed to avoid any disturbance during the meeting. Members connecting from their mobile devices or tablets or through laptop connecting via mobile hotspot may experience audio or video loss due to fluctuation in their respective network. It is therefore recommended to use stable Wi-Fi or LAN connection to attend the AGM without any interruption.
- 3) Facility of joining the meeting shall be open 15 minutes before the time scheduled for the meeting and shall be closed 15 minutes after such scheduled time and will be available on first come first served basis.
- 4) Shareholders who would like to express their views/have questions may send their questions in advance mentioning their name demat account number/folio number, email id, mobile number at secretarial@mbapl.com. The same will be replied by the company suitably.

Other Instructions

- 1) The voting rights of shareholders (for voting through remote e-Voting before the AGM and remote e-Voting during the AGM) shall be in proportion to their shares of the paid-up equity share capital of the Company as on the cut-off date, which is 19th September, 2023. A person whose name is recorded in the Register of Members or in the Register of Beneficial Owners maintained by the Depositories as on the cut-off date only shall be entitled to avail the facility of remote e-voting as well as voting at the AGM.

- 2) Any person who is not a member as on the cutoff-date should treat this Notice for information only.
- 3) The e-voting period commences on 23rd September, 2023 (9:00 A.M.) and ends 25th September, 2023 at 5.00 p.m. (IST) during this period, shareholders of the Company, holding shares in physical form or in dematerialized form, as on the cut-off date, i.e. 19th September, 2023, may cast their vote electronically. The e-voting module shall be disabled by NSDL for voting.
- 4) Members who are registered with NSDL for e-voting can use their existing user Id and password for casting their votes.
- 5) The Members who have cast their vote by remote e-voting prior to the AGM may also attend/participate in the AGM through VC or OAVM but shall not be entitled to cast their vote again.
- 6) Any person, who acquires shares of the Company and becomes a Member of the Company after dispatch of the Notice and holding shares as of the cut-off date, may obtain the login ID and password by sending a request at evoting@nsdl.co.in. However, if he/she is already registered with NSDL for remote e-voting then he/she can use his/ her existing User ID and password for casting the vote.
- 7) Mr. Sourabh Bapna, Practicing Company Secretary (Membership No. 51505 & CP No. 19968) has been appointed as the Scrutinizer by the Board for providing facility to the Members of the Company to scrutinize remote e-Voting process before the AGM as well as remote e-Voting during the AGM in a fair and transparent manner.
- 8) The Chairman shall, at the AGM, at the end of discussion on the resolutions on which voting is to be held, allow voting, by use of remote e-voting system for all those Members who are present during the AGM through VC/OAVM but have not cast their votes by availing the remote e-Voting facility.
- 9) The Scrutinizer shall, immediately after the conclusion of voting at the AGM, unblock the votes cast and make, not later than 48 hours of conclusion of the AGM, a consolidated Scrutinizer's Report of the total votes cast in favour or against, if any, to the Chairman or a person authorized by him in writing, who will acknowledge the receipt of the same and declare the result of the voting forthwith.
- 10) The results will be declared within 48 hours of conclusion of the Annual General Meeting. The results declared along with the Scrutinizer's Report shall be placed on the Company's website www.mbapl.com and on the website of NSDL: www.evoting.nsdl.com immediately after the result is declared. The Company shall simultaneously forward the results to The National Stock Exchange of India Limited ("NSE") where the shares of the Company are listed.
- 11) Subject to receipt of requisite number of votes, the resolutions shall be deemed to be passed on the date of AGM i.e. Tuesday, 26th day of September, 2023.
- 12) Since the AGM will be held through VC or OAVM, the Route Map is not annexed in this Notice.

By Order of the Board of Directors
For **Madhya Bharat Agro Products Limited**

Dated: 29/08/2023
Place: Bhilwara

(Pallavi Sukhwal)
Company Secretary & Compliance Officer

Explanatory Statement Pursuant to Section 102 of the Companies Act, 2013

Item No. 4

The Board of Directors of the Company, on the recommendation of the Audit Committee, approved the appointment and remuneration of M/s K.C. Moondra & Associates, Cost Accountant, to conduct the cost audit of the Company for the financial year ending 31st March, 2024. In terms of the provisions of Section 148(3) of the Companies Act, 2013 read with Rule 14(a) (ii) of the Companies (Audit and Auditors) Rules, 2014, the remuneration payable to the Cost Auditor is required to be ratified by the Members of the Company. Accordingly, consent of the Members is sought to ratify the remuneration payable to the Cost Auditors.

None of the Directors or Key Managerial Personnel and their relatives, are concerned or interested (financially or otherwise) in this Resolution.

The Board recommend the resolution for approval of members.

Item No. 5

in order to issue and allot the Bonus shares to the shareholders and in order to meet business requirement, it is required to raise further capital in the Company, hence it is necessary to increase the Authorized Share Capital of the Company and also to amend Capital Clause V of Memorandum of Association of the Company.

Present Authorized Capital of the Company is ₹ 50,00,00,000/- (Rupees Fifty Crore only) divided into, 5,00,00,000 (Five Crore) Equity Shares of ₹ 10/- (Rupees Ten) each. After the increased Authorized Capital would be ₹ 110,00,00,000/- (Rupees One hundred and ten Crore only) divided into 11,00,00,000 (Eleven Crore) Equity Shares of ₹ 10/- (Rupees Ten) each by creation of additional 6,00,00,000 (Six Crore) Equity Shares of ₹ 10/- (Rupees Ten) each ranking pari-passu in all the respect with the existing equity shares of the Company.

The proposed increase in the authorized capital requires alteration of the Memorandum of Association of the Company and the Board of Directors recommends the passing of this resolution as ordinary resolution.

The Directors are deemed to be interested or concerned in this resolution to the extent of their holding of equity shares of the company.

Item No. 6

In order to maximizing shareholders wealth by capitalizing the profit, the Board of Directors ("Board"), at its meeting held on August 29, 2023, after considering the available reserves, subject to the consent of the Shareholders of the Company and all other requisite approvals, permissions, sanctions had approved and recommended to capitalize to the extent of

₹ 43,81,34,700/- (Rupees Forty Three Crore Eighty one Lakhs Thirty Four Thousand Seven Hundred only) or such other amount from and out of the Securities Premium and/or Free Reserves and/or Retained Earnings, for issue and allotment of bonus shares in the ratio of 1 (One) new equity shares of ₹10/- (Rupees Ten only) each for every 1 (One) existing equity shares of ₹10/- (Rupees Ten only) each of the Company held by the existing Shareholders as on the 'Record Date' to be determined by the Board.

Article 121 of the Articles of Association of the Company permits capitalization out of securities premium account and/or Free Reserves and/or Retained Earnings, for the purpose of issue of bonus equity shares.

Pursuant to the provisions of Section 63 and other applicable provisions, if any, of the Companies Act, 2013 read with the Companies (Management and Administration) Rules, 2014, and subject to applicable statutory and regulatory approvals, if any, the issue of bonus shares of the Company requires the approval of the Shareholders of the Company. Accordingly, approval of the Shareholders of the Company is hereby sought by way of ordinary resolution as set out in this Notice.

None of the Directors / Key Managerial Personnel of the Company / their relatives are, in any way, concerned or interested, financially or otherwise, in the resolution set out in this Notice, except to the extent of their shareholding in the Company.

The Board recommends the Resolution as set out in the notice for the approval of Shareholders.

Item No. 7 & 8

As per the provisions of Section 188 of the Companies Act, 2013 ('Act'), transactions with related parties which are on an arm's length basis and in the ordinary course of business, are exempted from the obligation of obtaining prior approval of shareholders. With effect from 1st April, 2022, Regulation 23 of Securities and Exchange Board of India (Listing Obligations and Disclosure Requirements) Regulations, 2015 (Listing Regulations), mandates prior approval of the Shareholders through ordinary resolution for all 'material' Related Party Transactions. For this purpose, a transaction with a Related Party shall be considered 'material', if such transaction(s) to be entered into individually or taken together with previous transactions during a financial year, exceed `1,000 crores or 10% of the annual consolidated turnover of the Company as per the last audited financial statements of the Company, whichever is lower.

SEBI, vide its circular dated 30th March, 2022, has clarified that a Related Party Transaction approved by the Audit Committee prior to 1st April, 2022, which continues beyond this date and if it becomes material as per the materiality threshold provided above, requires approval of the shareholders.

The particulars of the contract / arrangement with related parties are as under:

Particulars	1.	2.
Name of the Related Party Nature of Relationship with the Company	Ostwal Phoschem (India) Limited (OPIL) Holding Company	Krishana Phoschem Limited (KPL) Entities over which Key Management Personnel are able to exercise significant influence
Type, material terms and particulars of the proposed transaction	The Company and Ostwal Phoschem (India) Limited have entered into / propose to enter into the following RPTs during FY 2023-24, for an aggregate value not exceeding 300 crores Purchase and sale of goods, Availing/ rendering of services, Investments made, Inter-corporate deposits taken / given.	The Company and Krishana Phoschem Limited have entered into / propose to enter into the following RPTs during FY 2023-24, for an aggregate value not exceeding 300 crores Purchase and sale of goods, Availing/ rendering of services, Investments made, Inter-corporate deposits taken / given.
Tenure of the proposed transaction	Recurring Transactions	Recurring Transactions
Value of the proposed Transaction	Not exceeding 300 crores	Not exceeding 300 crores
Percentage of the Company's annual consolidated turnover for the immediately preceding financial year that is represented by the value of the proposed transaction	30.55 %	30.55 %
Details of proposed RPTs relating to any loans, inter-corporate deposits, advances or investments made or given by the Company or its subsidiary		
(a) Details of the source of funds in connection with the proposed transaction.	Own share capital /Internal accruals and liquidity of the Company and OPIL	Own share capital / Internal accruals and liquidity of the Company and KPL
(b) where any financial indebtedness is incurred to make or give loans, inter-corporate deposits, advances or investments (i) nature of indebtedness; (ii) cost of funds; and (iii) tenure	Not applicable	Not applicable
(c) Applicable terms, including covenants, tenure, interest rate, repayment schedule, whether secured (nature of security) or unsecured	Inter-corporate deposits taken/given at any point of time- demand to pay basis Tenure: Short term Interest rate: linked to the Company's short-term borrowing rate Repayment Schedule: Not Applicable The above inter-corporate deposits are under unsecured category.	Inter-corporate deposits taken/given at any point of time- demand to pay basis Tenure: Short term Interest rate: linked to the Company's short-term borrowing rate Repayment Schedule: Not Applicable The above inter-corporate deposits are under unsecured category.
(d) Purpose for which funds will be utilised	To meet working capital requirements of the Company	To meet working capital requirements of the Company
Justification as to why the RPT is in the interest of the Company	Our group companies having same business line and transactions between the companies including purchasing and selling of raw material and other transactions from time to time, help smoothen business operations for the companies. The transaction is at arm's length and in the ordinary course of business of the respective companies.	Our group companies having same business line and transactions between the companies including purchasing and selling of raw material and other transactions from time to time, help smoothen business operations for the companies. The transaction is at arm's length and in the ordinary course of business of the respective companies.

Particulars	1.	2.
Details about valuation, arm's length and ordinary course of business	Arm's length pricing; combination of cost-plus markup and market benchmarking	Arm's length pricing; combination of cost-plus markup and market benchmarking
Valuation or other external report, if any, relied upon by the listed entity in relation to the proposed transaction	Not Applicable	Not Applicable
Any other information relevant or important for the shareholders to take an informed decision	All relevant information forms a part of this Explanatory statement setting out material facts.	All relevant information forms a part of this Explanatory statement setting out material facts.

All the Related Party Transaction is in the ordinary course of business and on an arm's length basis. The transaction shall also be reviewed/monitored on an annual basis by the Audit Committee of the Company and shall remain within the proposed limits as placed before the shareholders. Any subsequent 'Material Modification' in the proposed transaction, as defined by the Audit Committee as a part of Company's 'Policy on Related Party Transactions', shall be placed before the shareholders for approval, in terms of Regulation 23(4) of the Listing Regulations.

Members are hereby informed that pursuant to second proviso of section 188(1) of the Companies Act, 2013, no member of

the company shall vote on such ordinary resolution to approve any contract or arrangement, if such member is a related party.

None of the Directors and other KMP of the Company and their respective relatives (to the extent of their shareholding in the Company, if any) in any way, are concerned or interested either directly or indirectly, financially or otherwise in the Resolution set out in the accompanying Notice.

The Board Recommends the ordinary Resolution set out for the approval of Members

By Order of the Board of Directors
For **Madhya Bharat Agro Products Limited**

Dated: 29/08/2023
Place: Bhilwara

(Pallavi Sukhwai)
Company Secretary & Compliance Officer

INFORMATION PURSUANT TO REGULATION 36(3) OF THE SEBI (LISTING OBLIGATIONS AND DISCLOSURES REQUIREMENTS) REGULATION, 2015

As required under the SEBI (Listing Obligations and Disclosures Requirements) Regulation, 2015 the particulars of Directors who are proposed to be appointed/reappointed at the forthcoming Annual General Meeting are as follows:

Appointment/Reappointment

1. Praveen Ostwal (DIN: 00412207) retires by rotation at the forthcoming Annual General Meeting and is eligible for reappointment.

Mr. Praveen Ostwal aged 43 years, presently Director of Company. He is Chartered Accountant by qualification. He is young and dynamic person, having experience in the fertilizer, mineral beneficiation & chemicals sector. He is managing Director of another group company Krishana Phoschem Limited and actively engaged in managing the company since takeover and he is also Director of Ostwal Phoschem (India) Limited. His foray is production, technical supervision and bringing innovation in the Group. He has been appointed as Director of the Company with effect from September 17, 2014.

Mr. Praveen Ostwal Brother of Mr. Pankaj Ostwal, Managing Director and son of Mr. Mahendra Kumar Ostwal on the Board of Directors and not a related to the any of Directors of the Company.

He is neither Chairman nor a Member of any Committees of the Board of Company.

Mr. Praveen Ostwal hold 6,65,400 Equity shares of the Company.

Certain additional information about Mr. Praveen Ostwal is as under:

Name of the Director	Praveen Ostwal
DIN	00412207
Date of Birth	12/07/1980
Date of first appointment on the Board	24/09/2004
Qualification	Chartered Accountant
Nature of expertise in specific functional areas	Finance, Commercial, Marketing and Project field
Disclosure of relationships between directors inter-se	Mr. Praveen Ostwal son of Mr. Mahendra Kumar Ostwal director of the company (DIN: 00412163) and Mr. Praveen Ostwal brother of Mr. Pankaj Ostwal (DIN: 02586806) Managing Director of the company
Names of listed entities in which the person also holds the directorship	Krishana Phoschem Limited
The membership of Committees of the board	Nil
listed entities from which the person has resigned in the past three years	Nil
Shareholding of directors in the Company as on 31.03.2023	6,65,400 Shares
Number of meetings of the Board attended during the year	He attended 12 Board meetings held during FY 2022-23.
Directorship of other Companies as on 31st March, 2023	Krishana Phoschem Limited and Ostwal Phoschem (India) Limited
Chairmanship/Membership of Other committees of Companies as on 31st March 2023	Nil
Memberships/ Chairmanships of committees of other Companies as on 31st March 2023	Audit Committee Member Krishana Phoschem Limited Stakeholder Relationship Committee Member Krishana Phoschem Limited Risk Management Committee Member Krishana Phoschem Limited

Directors' Report

for the Year 2022-2023

Dear Members,

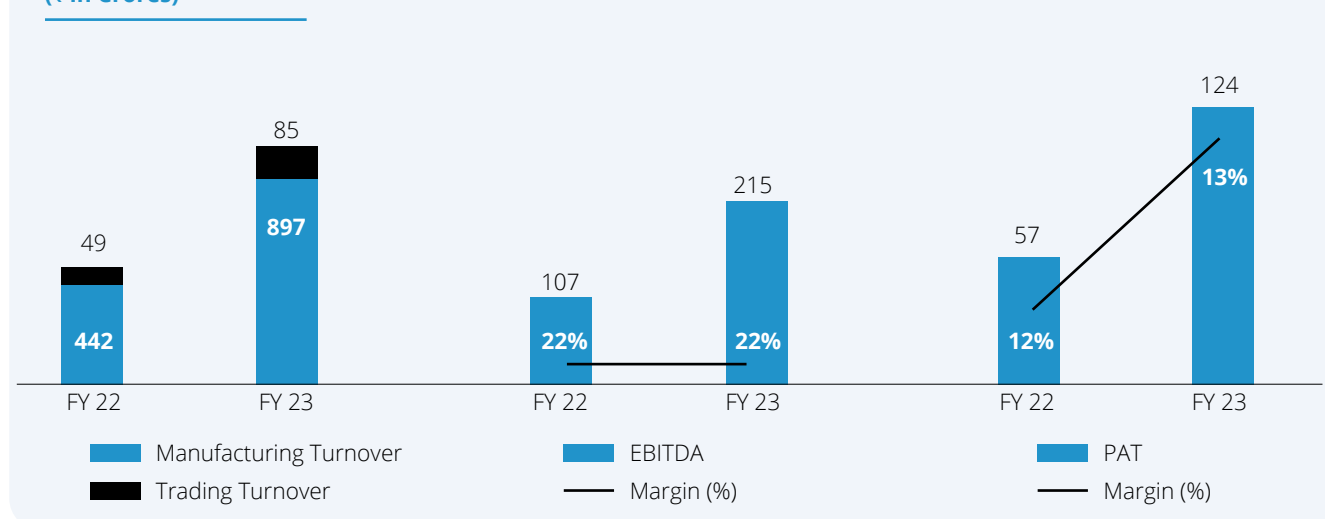
Your Directors have pleasure in presenting the 26th Annual Report together with the Audited Accounts of the Company for the year ended 31st March, 2023.

FINANCIAL HIGHLIGHTS:

(₹ in Lakhs)

Particulars	2022-2023	2021-2022
Turnover and Other Income	98723.91	49174.80
Profit Before Taxation	17616.90	8117.87
Taxation/Deferred Tax	5196.53	2415.83
Profit /(Loss) after Tax	12420.37	5702.04
Other Comprehensive Income	(4.07)	3.19
Total Comprehensive Income	12416.30	5705.23
Earning Per Equity Share (Restated)	28.35	13.01

(₹ in Crores)



PERFORMANCE REVIEW AND STATE OF COMPANY'S AFFAIR

During the year ended, the Company has reported revenue from operations of Rs 982.05 crores in its business registering at strong growth of 99.81 %.

The Net Profit for the year ended March 31, 2023 stood at Rs 124.20 crores translating into a healthy annual growth of 117.82%. The Earnings per share (Restated) for the year is ₹ 28.35 compared to ₹ 13.01 for the last year.

CHANGE IN THE NATURE OF BUSINESS OF COMPANY

During the year under review, there is no change in the nature of business of Company.

LISTING OF THE COMPANY

The Shares of your Company are listed on Platform of "National Stock Exchange". The annual Listing Fees for the Year 2023-24 has been paid to the exchange.

SHARE CAPITAL

During the year ended 31st March 2023, the company has allotted Bonus Equity Shares to the shareholders of the company in the proportion of 1 (One) new fully paid-up Equity Share of Face Value of Re. 10/- (Rupee Ten only) each for every 1 (One) existing fully paid-up Equity Share of Face Value of Re. 10/- (Rupee Ten only) each. Hence the issued, subscribed and paid-up capital of the Company as on 31st March 2023 changes to 4,381.34 Lakhs comprising of 438.13 Lakhs shares of 10/- each.

ANNUAL RETURN:

The information required pursuant to the provisions of Section 134 (3) (a) and Section 92 (3) of the Companies Act, 2013 read with Rule 12 of Companies (Management and Administration) Rules, 2014, the Annual Return for the financial year ended on March 31st, 2023 is available on the website of the Company viz. <http://www.mbapl.com>

BUSINESS RESPONSIBILITY AND SUSTAINABILITY REPORT

Pursuant to Regulation 34 of the Listing Regulations, the Business Responsibility and Sustainability Report for the financial year ended 31st March, 2023, is provided in Annexure I forming part of this report and the same is also available on the website of the Company.

STATUTORY AUDITORS & STATUTORY AUDITORS' REPORT

Pursuant to the provisions of Section 139 of the Companies Act, 2013 and the Companies (Audit and Auditors) Rules, 2014, M/s Ashok Kanther & Associates, Chartered Accountants, was appointed as the Auditor of the Company for a period of 5 consecutive years till the conclusion of 30th AGM to be held in the year 2027.

The Auditor's Report is self-explanatory and therefore, does not call for any further comments/ clarifications and Auditor's report does not contain any qualification, reservation or adverse remarks

SECRETARIAL AUDITOR & SECRETARIAL AUDITORS' REPORT

Pursuant to the provisions of Section 204(1) of the Companies Act, 2013 and the Companies (Appointment & Remuneration of Managerial personnel) Rules, 2014, the company has appointed M/s Sourabh Bapna & Associates, a practicing company secretaries to undertake the Secretarial Audit of the Company for financial year 2023-24. The Company has received their consent for Re-appointment.

The Secretarial Audit report for financial year 2022-23 received from Sourabh Bapna & Associates is provided in Annexure II forming part of this report. The Secretarial Audit report does not contain any qualification, reservation or adverse remarks.

COST AUDITOR

The Company has made and maintained cost accounts and records as specified by the Central Government under Section 148(1) of the Companies Act, 2013.

For the financial year 2022-23, M/s. K. C. Moondra & Associates, Cost Accountant have conducted the audit of the cost records of the Company.

In accordance with the provisions of Section 148 of the Companies Act, 2013 and the Companies (Audit and Auditors) Rules, 2014, and on the recommendation of the Audit Committee, the Board has appointed M/s K.C. Moondra & Associates, Cost Accountants (Registration No. 101814), at such remuneration as shall be fixed by the board of Directors of the Company to conduct the audit of the cost records of the Company for the financial year ending 31st March, 2024. The Re-appointment and the remuneration of the cost Auditor is required to be ratified subsequently by the Members of the Company and further subject to the approval of the Central Government.

The Company has received their written consent and confirmation that the Re-appointment will be in accordance with the applicable provisions of the Act and rules framed thereunder.

INTERNAL AUDITOR & AUDITORS' REPORT

As per section 138 of The Companies Act 2013 read with Rule 13 of Companies (Accounts) Rules, 2014, the company has Re-Appointed M/s Sourabh Bapna & Associates, Practicing Companies Secretaries as Internal Auditor to conduct Internal Audit for the Financial Year 2023-2024. The Company has received their consent for Re-appointment.

The Internal Audit Report is received by the Company and the same is reviewed and approved by the Audit Committee and Board of Directors for the year 2022-2023. All the observations made by the Internal Auditors have been attended to.

INTERNAL CONTROL SYSTEM

The company has in place an adequate internal control system, which is commensurate with the size, scale and complexity of the company. The internal auditors independently evaluate the adequacy of internal controls and concurrently audit the majority of the transactions in value terms. Independence of the audit compliance is ensured by the direct reporting of Internal Audit Division and Internal Auditors to the Audit Committee of the Board.

During the period under review the Internal Financial Control were tested and no reportable material weakness in the design or operation were observed.

REPORTING OF FRAUDS BY AUDITORS, IF ANY

No fraud has been reported by auditors under section 143 (12) of the companies act 2013.

RESERVES

During the year under review, The Board of Directors of the Company has not recommended for transfer of any amount to the Reserve from surplus for the Financial Year ended March 31, 2023. An amount of 26783.52 Lakhs (previous year 16663.35 Lakhs) is proposed to be held as Retained Earnings.

DIVIDEND

The Directors are pleased to recommend a final dividend of 0.50 per share (i.e., 5%) on the Equity Shares of the Company of 10 each for the year ended March 31, 2023 (previous year 0.50 per share). The dividend payout is subject to the approval of the members at the ensuing Annual General Meeting.

The Dividend payout for the Financial Year under review is in accordance with the Company's Dividend Distribution Policy.

In terms of Regulation 43A of the Securities and Exchange Board of India (Listing Obligations and Disclosure Requirements) Regulations, 2015, the Dividend Distribution Policy of the Company is made available on the website of the Company viz. www.mbapl.com.

DEPOSITS

The Company has not accepted any deposits covered under section 73 of the Companies Act, 2013.

NO DEFAULT

The company has not defaulted in payment of interest and/or repayment of loan to any of the financial institutions and/or bank.

DIRECTORS AND KEY MANAGERIAL PERSONNEL

During the year, based on the recommendation of Nomination and Remuneration Committee, the Board of the Directors approved the appointment of Mr. Gopal Inani (DIN: 09642942) as an Additional Director - Independent Director, of the Company, with effect from 29th July, 2022, which was subject to shareholders approval. Mr. Gopal Inani holds office till the date of ensuing Annual General Meeting and is eligible for appointment, be and is hereby appointed as an Independent Director of the Company, not liable to retire by rotation, to hold office for a term of 5 (Five) consecutive years up to the conclusion of the 30th Annual General Meeting.

Mr. Arvind Kothari (DIN 03268623), Independent Director of the Board resigned from directorship of the Company with effect from w.e.f. 29th July, 2022.

In accordance with provisions of Companies Act, 2013 and Company's Articles of Association, Sh. Praveen Ostwal (DIN: 00412207), Director of the Company, retire by rotation and being eligible, offers himself for re-appointment. The Board recommends his re-appointment.

Mr. Pankaj Ostwal, Managing Director of the Company, Mr. Sourabh Gupta, Whole Time Director & Chief Financial Officer and Ms. Pallavi Sukhwai, Company Secretary of the Company were designated as Key Managerial Personnel of the Company pursuant to Section 203 of the Companies Act, 2013.

POLICY ON DIRECTORS' APPOINTMENT AND REMUNERATION AND OTHER DETAILS

The policy on appointment of directors, remuneration and other matters provided in Section 178(3) of the Act has been

disclosed in the Corporate Governance Report, which is a part of this report and is also available on the Company's website at www.mbapl.com.

DECLARATION OF INDEPENDENT DIRECTORS

The Company has received necessary declaration from each Independent Director under Section 149(7) of the Companies Act, 2013, to the effect that they meet the criteria of independence laid down in Section 149(6) of the Companies Act, 2013. The terms and conditions for appointment of the Independent Directors are incorporated on the website of the Company.

The Board is of the opinion that the Independent Directors of the Company possess requisite qualifications, experience and expertise and that they hold highest standards of integrity.

NUMBER OF MEETINGS OF BOARD OF DIRECTORS

The Board of Directors duly met 12 (Twelve) times on 30th April 2022, 30th May 2022, 13th June 2022, 30th June 2022, 29th July 2022, 23rd August 2022, 26th September 2022, 19th October 2022, 03rd November 2022, 23rd January 2023, 02nd March 2023 and 14th March 2023 in F.Y. 2022-23 for which proper notices were given and the proceedings were properly recorded and signed in the Minutes Book maintained for the purpose.

INSOLVENCY AND BANKRUPTCY CODE & ONE-TIME SETTLEMENT

The company does not make any application under the Insolvency and Bankruptcy Code, 2016 and There is no proceeding pending against the Company under the Insolvency and Bankruptcy Code, 2016 (IBC Code).

Further, there has not been any instance of one-time settlement of the Company with any bank or financial institution.

PARTICULARS OF EMPLOYEES

The information required pursuant to the Section 197(12) of the Companies Act, 2013 read with Rule 5 of the Companies (Appointment and Remuneration of Managerial Personnel) Rules, 2014 in respect of ratio of remuneration of each director to the median remuneration of the employees of the Company is provided in Annexure III forming part of this report.

ENERGY CONSERVATION, TECHNOLOGY ABSORPTION AND FOREIGN EXCHANGE EARNINGS AND OUTGOING

The details as required under section 134 (3) (m) of the Companies Act, 2013 read with the Rule 8 of Companies (Account) Rule, 2014 for conservation of Energy, Technology Absorption and Foreign Exchange earnings and outgo are given in **Annexure IV** forming part of this report.

PARTICULAR OF LOAN, GUARANTEE AND INVESTMENT UNDER SECTION 186

The information required for loans given, investment made or guarantee given or security provided during the year under section 186 of the Companies Act, 2013 read with the rule 11 of Companies (Meetings of Board and its power) Rule, 2014 is provided in Annexure V forming part of this report and also provided in the financial statement of the Company (please refer Notes of the balance sheet).

RISK MANAGEMENT

Proper Risk Management Practices have been followed for the purpose of risk identification, analysis, and mitigation planning, monitoring, and reporting. Although, all risks cannot be eliminated, but mitigation and contingency plans are developed to lessen their impact if they occur.

The Company has constituted a Risk Management Committee, as per the details set out in the Corporate Governance Report. The Company has formulated a Risk Management Policy to ensure risks associated with the business operations are identified and risk mitigation plans put in place. Details of the key risk associated with the business are given in the Management Discussion and Analysis Report.

COMPLIANCE WITH THE SECRETARIAL STANDARDS:

The Company is in compliance with the Secretarial Standards issued by the Institute of Company Secretaries of India (ICSI), as applicable.

RELATED PARTY TRANSACTION UNDER SECTION 188

All related party transactions that were entered into during the financial year were on arm's length basis and were in the ordinary course of the business. There are no materially significant related party transactions made by the company during the financial year which were in the conflict of interest of the company.

Information on transactions with related parties pursuant to Section 134(3)(h) of the Act read with rule 8(2) of the Companies (Accounts) Rules, 2014 are given in Annexure VI in Form AOC-2 and the same forms part of this report.

Related party transactions as required under the Indian Accounting Standards are disclosed in Notes to the financial statements of the Company for the financial year ended March 31, 2023. The Policy on Related Party Transaction is available on the Company's website at <https://www.mbapl.com>.

CORPORATE GOVERNANCE AND MANAGEMENT DISCUSSION & ANALYSIS REPORTS

The Corporate Governance and Management Discussion & Analysis Report, as required pursuant to the SEBI ((Listing

Obligations & Disclosure Requirements) Regulations, 2015, is provided in Annexure VII and Annexure VIII respectively forming part of this report.

BOARD EVALUATION:

Pursuant to the relevant provisions of the Companies Act, 2013 and the Listing regulations, the Board has carried out an annual performance evaluation of its own, working of its Committees and the Directors. The Nomination and Remuneration Committee has carried out evaluation of every Director. The Independent Directors evaluated performance of the Non-Independent Directors, the Board as whole and the Chairperson of the Company.

COMMITTEES OF BOARD:

The Board of Directors of your Company has constituted the following committees in terms of the provisions of the Companies Act, 2013 and the SEBI (Listing Obligations and Disclosures Requirements), Regulation, 2015:

AUDIT COMMITTEE DISCLOSURE UNDER SECTION 177:

The Audit Committee of the Company consists of 2 Independent Directors and 1 Executive Director. The Chairman of the Audit Committee is financially literate and majority of them having accounting or related financial management experience. Company Secretary acts as Secretary to the Committee.

The following Directors are the members of Audit Committee.

(1) Shri Bheru Lal Ostwal	Chairman
(2) Shri Pankaj Ostwal	Member
(3) Shri Gopal Inani	Member

During the year, the Committee had 4 Meetings i.e. on 30th May 2022, 29th July 2022, 03rd November 2022, and 23rd January 2023.

NOMINATION & REMUNERATION COMMITTEE DISCLOSURE UNDER SECTION 178:

In pursuant to the provisions of section 178 (4) of the Companies Act, 2013, the Nomination and Remuneration Policy recommended by the Nomination and Remuneration committee is duly approved by the Board of Directors of the Company. Policy is disclosed on the website of the Company viz. www.mbapl.com

The following Directors are the members of nomination and Remuneration Committee.

(1) Shri Bheru Lal Ostwal	Chairman
(2) Shri Gopal Inani	Member
(3) Shri Paras Mal Surana	Member

The Committee meets Twice in a year and also as and when any remuneration is to be fixed for any Director /Managing Director and Key Managerial Personnel. During the year the Committee had a Meetings i.e. on 29th July 2022, 26th September 2022.

STAKEHOLDER RELATIONSHIP COMMITTEE:

The following Committee of Directors looks after the Investor Grievances:

(1) Shri Gopal Inani	Chairman
(2) Shri Pankaj Ostwal	Member
(3) Shri Bheru Lal Ostwal	Member

During the year the 4 Stakeholder Relationship Committee Meetings were held on 30th May 2022, 29th July 2022, 03rd November 2022 and 23rd January 2023.

INDEPENDENT DIRECTORS COMMITTEE:

The following are the members of independent director's committee:

(1) Shri Bheru Lal Ostwal	Chairman
(2) Shri Gopal Inani	Member
(3) Shri Paras Mal Surana	Member

During the year under review, the Independent Directors met on 30th March, 2023.

CORPORATE SOCIAL RESPONSIBILITY:

In pursuant to the provisions of section 135 and schedule VII of the Companies Act, 2013, CSR Committee of the Board of Directors was formed to recommend (a) the policy on Corporate Social Responsibility (CSR) and (b) implementation of the CSR Projects or Programme to be undertaken by the Company as per CSR Policy for consideration and approval by the Board of Directors. CSR Policy is disclosed on the website of the Company viz. http://mbapl.com/pdf/CSR_Policy_MBAPL.pdf

As per provision of new enacted Company Act, 2013, the Board of Directors have formed Corporate Social Responsibilities Committee having the following members: -

(1) Shri Gopal Inani	Chairman
(2) Shri Paras Mal Surana	Member
(3) Shri Bheru Lal Ostwal	Member

Our Company considers social responsibility as an integral part of its business activities and endeavors to utilize allocable CSR budget for the benefit of society.

During the year the Committee had 2 Meetings i.e. on 03rd November 2022 and 30th March 2023.

Annual Report on Corporate Social Responsibility of the Company is provided in Annexure IX forming part of this report.

RISK MANAGEMENT COMMITTEE:

The Board of Directors of the Company have constituted a Risk Management Committee to inter-alia,

assist the Board in overseeing the responsibilities with regard to identification, evaluation and mitigation of operational, strategic and external environmental risks.

The following Directors are the members of Risk Management Committee.:

(1) Shri Gopal Inani	Chairman
(2) Shri Pankaj Ostwal	Member
(3) Shri Bheru Lal Ostwal	Member

During the year the 2 Risk Management Committee Meetings were held on 29th July 2022 and 23rd January 2023.

WHISTLE BLOWER POLICY / VIGIL MECHANISM

The Company has established vigil mechanism policy for Directors and employees to report concerns about unethical behavior, actual or suspected fraud or violation of Company's Code of Conduct or Ethics Policy. Vigil Mechanism Policy is disclosed on the website of the Company viz. <http://mbapl.com/pdf/Vigil-mechanism.pdf>

MATERIAL CHANGES AND COMMITMENTS:

No material changes and commitments affecting the financial position of the Company occurred between the ends of the financial year to which this financial statement relate on the date of this report.

SIGNIFICANT AND MATERIAL ORDERS PASSED BY THE REGULATORS OR COURTS

There are no significant material orders passed by the Regulators or Courts or Tribunal which would impact the going concern status of the Company and its future operation.

SUBSIDIARY, JOINT VENTURE AND ASSOCIATE COMPANY:

The Company does not have any Subsidiary, Joint Venture and Associate Company.

CREDIT RATINGS:

During fiscal 2023 Infomerics Valuation and Rating Pvt. Ltd. (Integrated Financial Omnibus Metrics Research of International Corporate Systems) has assigned overall Credit Ratings in respect of borrowings availed by the Company as 'IVR A-/Stable'.

DISCLOSURE UNDER THE SEXUAL HARASSMENT OF WOMEN AT WORKPLACE (PREVENTION, PROHIBITION AND REDRESSAL) ACT, 2013

The company has in place an Anti-Sexual Harassment Policy in line with the requirement of the Sexual Harassment of Women at the Workplace (Prevention, Prohibition and Redressal) Act, 2013. Internal Complaints Committee (ICC) has been set up to redress complaints received regarding sexual harassment. All employees (permanent, contractual, temporary, trainee) are covered under this policy.

The following is a summary of sexual harassment complaints received and disposed off during the year 2022-2023.

No. of complaints received: Nil

No. of complaints disposed off: Nil

DIRECTORS RESPONSIBILITY STATEMENT

Pursuant to the requirement under Section 134 (3) (c) & 134 (5) of the Companies Act, 2013 with respect to Directors Responsibility Statement, it is hereby confirmed:

- That in the preparation of the Accounts for the Financial Year ended 31st March 2023, the applicable accounting standards have been followed along with proper explanation relating to material departures.
- That the Directors have selected such accounting policies and applied them consistently and made judgments and estimates that were reasonable and prudent so as to give a true and fair view of the state of affairs of the Company at the end of the financial year and of profit of the company for the year under review.

- That the Directors have taken proper and sufficient care for the maintenance of adequate accounting records in accordance with the provisions of the Companies Act, 2013 for safeguarding the assets of the company and for preventing and detecting fraud and other irregularities.
- That the Directors have prepared the accounts for the financial year ended 31st March 2023 on a going concern basis.
- That the Directors have laid down internal financial controls to be followed by the company and that such internal financial controls are adequate and were operating effectively.
- That the directors had devised proper system to ensure compliance with the provisions of all applicable laws and that such system were adequate and operating effectively.

HEALTH, SAFETY AND QUALITY MANAGEMENT

Your Company is ISO 9001:2015 certified and maintains high quality of product and processes and the company is conscious about its responsibility towards the upkeep of environment and maintenance of high safety and health standards at its work places.

ACKNOWLEDGEMENT

The Directors are thankful to the Central and State Government Departments, Organizations and Agencies for their continued guidance and co-operation. The Directors are grateful to all valuable Stakeholders, Dealers, Vendors, Banks and other business associates for their excellent support and help rendered during the year. The Directors also acknowledged the appreciation to the team of executives, staff and workers, who have shown devotion and efficiency in performing their jobs.

For and on behalf of the Board of Directors

(Pankaj Ostwal)
Managing Director
DIN: 02586806

(Sourabh Gupta)
Whole Time Director &
Chief Financial Officer
DIN: 07177647

Place: Bhilwara
Date: 24.04.2023

Annexure 'I'

Business Responsibility and Sustainability Report 2022-23

Madhya Bharat Agro Products Limited always put sustainability at the heart of its business approach. We always put our responsibilities on priority basis to our stakeholders. We have balanced success as a business with unwavering focus on exemplary governance and responsiveness to the needs of the ecology and society.

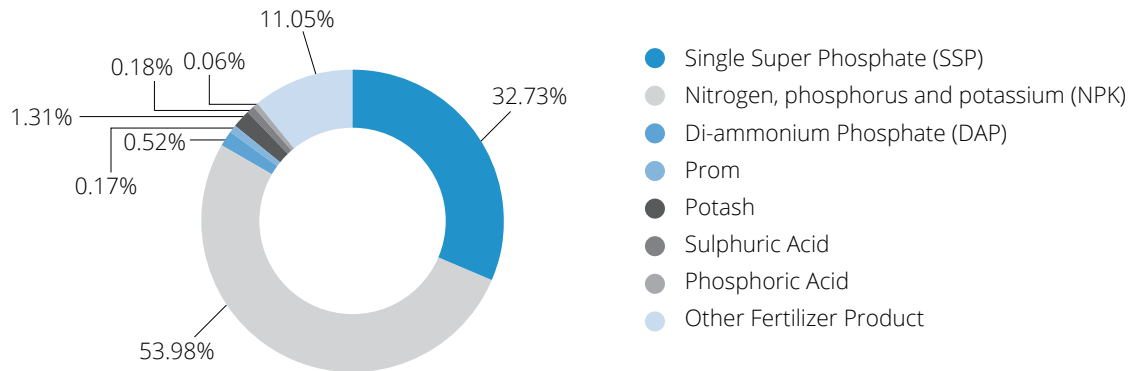
SECTION A: GENERAL INFORMATION ABOUT THE COMPANY

1.	CIN	L24121RJ1997PLC029126
2.	Name of the Company	Madhya Bharat Agro Products Limited
3.	Year of Incorporation	October 22, 1997
4.	Address of Registered office	5-O-21, Basement, R.C. Vyas Colony Bhilwara (Raj.) 311001
5.	Address of Corporate Office	5-O-21, Basement, R.C. Vyas Colony Bhilwara (Raj.) 311001
6.	E-mail ID	secretarial@mbapl.com
7.	Telephone No.	01482-237104, 233091
8.	Website	www.mbapl.com
9.	Financial Year reported	Financial Year 2022-23
10.	Name of the Stock Exchange(s) where shares are listed	National Stock Exchange of India Limited (NSE)
11.	Paid up Capital (Rs.)	₹ 438134700
12.	Name and contact details (telephone, email address) of the person who may be contacted in case of any queries on the BRSR report	Mr. Sourabh Gupta (Whole Time Director & CFO) Email Id: secretarial@mbapl.com Mobile No.- 01482-237104
13.	Reporting boundary - Are the disclosures under this report made on a standalone basis (i.e. only for the entity) or on a consolidated basis (i.e. for the entity and all the entities which form a part of its consolidated financial statements, taken together).	The disclosures under this report are made on a Standalone basis.

II. PRODUCTS/SERVICES

14. Details of business activities (accounting for 90% of the turnover):

S. No.	Description of Main Activity	Description of Business Activity	% of Turnover of the entity
1	Fertilizer	Manufacturing, Distribution, Sales & Marketing of crop Protection and crop Nutrition Products	99.77%
2	Chemical		0.23%

15. Products/Services sold by the entity (accounting for 90% of the entity's Turnover):

III. Operations
16. Number of locations where plants and/or operations/offices of the entity are situated:

Location	Number of plants	Number of offices	Total
National	2	4	6
International	-	-	-

17. Markets served by the entity:
a) Number of locations

Locations	Number
National (No. of States)	8
International (No. of Countries)	-

b) What is the contribution of exports as a percentage of the total turnover of the entity?

0%

c) A brief on types of customers

The Company serves various customers including retailers, distributors through its domestic business. The Company's products are consumed within India.

IV. Employees
18. Details as at the end of Financial Year:
a) Employees and workers (including differently abled):

S. No.	Particulars	Total (A)	Male		Female	
			No. (B)	% (B/A)	No. (C)	% (C/A)
EMPLOYEES						
1.	Permanent (D)	169	160	94.67%	9	5.33%
2.	Other than Permanent (E)	41	38	92.68%	3	7.32%
3.	Total employees (D + E)	210	198		12	
WORKERS						
4.	Permanent (F)	90	90	100%	-	-
5.	Other than Permanent (G)	467	467	100%	-	-
6.	Total workers (F + G)	557	557	100%	-	-

b) Differently abled Employees and workers:

S. No.	Particulars	Total (A)	Male		Female	
			No. (B)	% (B / A)	No. (C)	% (C / A)
DIFFERENTLY ABLED EMPLOYEES						
1.	Permanent (D)	-	-	-	-	-
2.	Other than Permanent (E)	-	-	-	-	-
3.	Total employees (D + E)	-	-	-	-	-
DIFFERENTLY ABLED WORKERS						
4.	Permanent (F)	-	-	-	-	-
5.	Other than Permanent (G)	-	-	-	-	-
6.	Total workers (F + G)	-	-	-	-	-

19. Participation/Inclusion/Representation of women

	Total (A)	No. and percentage of Females	
		No. (B)	% (B / A)
Board of Directors	8	1	12.50 %
Key Management Personnel	3	1	33.33%

20. Turnover rate for permanent employees and workers

(Trends for the past 3 years)

	FY- 2022-23			FY- 2021-22			FY- 2020-21		
	Male	Female	Total	Male	Female	Total	Male	Female	Total
Permanent Employees	16.29	-	15.63	4.80	80.00	6.27	8.56	-	8.29
Permanent Workers	16.49	-	16.49	3.86	-	3.86	4.55	-	4.55

V. Holding, Subsidiary and Associate Companies (including joint ventures)

21. Names of holding / subsidiary / associate companies / joint ventures

S. No.	Name of the holding / subsidiary / associate companies / joint ventures (A)	Whether holding/ Subsidiary/ Associate/ Joint Venture	% of shares held by listed entity	Does the entity indicated at column A, participate in the Business Responsibility initiatives of the listed entity? (Yes/No)
1.	Ostwal Phoschem (India) Limited	Holding	65.06%	No

VI. CSR Details

22. a) Whether CSR is applicable as per section 135 of Companies Act, 2013: Yes, refer to Annexure IX to the Board's report

b) Turnover as on March 31st 2023 (in ₹) 98205.24 Lacs

c) Net Worth as on March 31st 2023 (in ₹) 32838.49 Lacs

VII. Transparency and Disclosures Compliances

23. Complaints/Grievances on any of the principles (Principles 1 to 9) under the National Guidelines on Responsible Business Conduct:

Stakeholder group from whom complaint is received	Grievance Redressal Mechanism in Place (Yes/No)	Current Financial Year			Previous Financial Year		
	(If Yes, then provide web-link for grievance redress policy)	Number of complaints filed during the year	Number of complaints pending resolution at close of the year	Remarks	Number of complaints filed during the year	Number of complaints pending resolution at close of the year	Remarks
Communities	Yes www.mbapl.com	-	-	-	-	-	-
Investors (other than shareholders)	Yes www.mbapl.com	-	-	-	-	-	-
Shareholders	Yes www.mbapl.com	-	-	-	-	-	-
Employees and workers	Yes www.mbapl.com	-	-	-	-	-	-
Customers	Yes www.mbapl.com	-	-	-	-	-	-
Value Chain Partners	Yes www.mbapl.com	-	-	-	-	-	-
Other (please specify)	Yes www.mbapl.com	-	-	-	-	-	-

24. Overview of the entity's material responsible business conduct issues

The Company has identified the risks on Environment, Social and Governance (ESG) matters. The Company believes that a materiality assessment on sustainability issues will help to analyze and prioritize the issues that have the biggest impact from the Environment, Social and Governance (ESG) perspective.

S. No.	Material issue identified	whether risk or opportunity (R/O)	Rationale for identifying the risk/opportunity	In case of risk, approach to adapt or mitigate	Financial implications of the risk or opportunity (Indicate positive or negative implications)
1.	Environmental Footprint-Water management	Risk	Water scarcity can impair the company's operations and disrupt business.	Employee education around saving water, more efficient use of water in campuses, Rain water harvesting, recycling of waste water.	Negative
2.	Environmental Footprint -Waste management	Risk	Inadvertent non-compliance to existing and emerging regulations around recycling and the circular economy can result in economic penalties and reputation damage.	Reduction in waste generation, maximization of recycling and reuse.	Negative
3.	Corporate Governance – Board oversight, Conflict of Interest, Ethics, Risk and Compliance, Succession Planning	Risk	Strong corporate governance is core to achieving the organization's mission and any risks can undermine stakeholder trust, damage reputation and disrupt business.	Kindly refer to "Material aspects and company approach to them" in Corporate Governance Report	Negative

S. No.	Material issue identified	whether risk or opportunity (R/O)	Rationale for identifying the risk/opportunity	In case of risk, approach to adapt or mitigate	Financial implications of the risk or opportunity (Indicate positive or negative implications)
4.	Changing expectations of the workforce and work environments	Risk and Opportunity	<p>Opportunity</p> <ul style="list-style-type: none"> Facilitating best-in-class employee experience and being recognized among the best employers in our key operating regions will help us attract, hire and retain the talent. Creating a diverse workforce to attract best-in-class talent and improve productivity <p>Risk</p> <ul style="list-style-type: none"> Continued employee preference to work out of remote locations on a long-term basis and our ability to grow profitably. 	We supported our employees to navigate the pandemic seamlessly through measures such as vaccination centers, hospital support, increased insurance coverage, and more.	Positive
5.	Safety risk	Risk and Opportunity	The manufacturing operations of the Company require employees to interact with plant, machinery, and material handling equipment, all of which carry an inherent risk of injury	Adherence to safety standards, the Company's Policy and highest operational standards for handling hazardous materials at plants.	Positive: Adoption of latest and cutting edge Safety related protocols and measures to create a safe work environment Negative: Impact on health and well-being of employees at the Company.

SECTION B: MANAGEMENT AND PROCESS DISCLOSURES

This section is aimed at helping businesses demonstrate the structures, policies and processes put in place towards adopting the NGRBC Principles and Core Elements.

Disclosure Questions	P 1	P 2	P 3	P 4	P 5	P 6	P 7	P 8	P 9
Policy and management processes									
1. a. Whether your entity's policy/policies cover each principle and its core elements of the NGRBCs. (Yes/No)	Y	Y	Y	Y	Y	Y	Y	Y	Y
b. Has the policy been approved by the Board? (Yes/No)	Y	Y	Y	Y	Y	Y	Y	Y	Y
c. Web Link of the Policies, if available	www.mbapl.com								
2. Whether the entity has translated the policy into procedures. (Yes / No)	Guidelines & procedures have been developed in line with and covering all the 9 principles related to the respective policy								
3. Do the enlisted policies extend to your value chain partners? (Yes/No)	Y	Y	Y	Y	Y	Y	Y	Y	Y
4. Name of the national and international codes/certifications/labels/ standards (e.g. Forest Stewardship Council, Fairtrade, Rainforest Alliance, Trustee) standards (e.g. SA 8000, OHSAS, ISO, BIS) adopted by your entity and mapped to each principle.	<ul style="list-style-type: none"> ISO 9001:2015 NABL Accreditation Certificate ISO/IEC17025:2017 								

Disclosure Questions	P 1	P 2	P 3	P 4	P 5	P 6	P 7	P 8	P 9	
5. Specific commitments, goals and targets set by the entity with defined timelines, if any.	The Company is chalked out 5 year long term planning and efforts are being under to adhere to.									
6. Performance of the entity against the specific commitments, goals and targets along-with reasons in case the same are not met.	The Board of Directors of the Company has empowered the Stakeholders Relationship Committee to provide direction to the management and exercise oversight on the implementation of targets committed under ESG.									
Governance, leadership and oversight										
7. Statement by director responsible for the business responsibility report, highlighting ESG related challenges, targets and achievements (listed entity has flexibility regarding the placement of this disclosure) "Our Company is committed to make the business truly sustainable and socially responsible. The Company is deeply committed to achieving ESG related objectives and continue to prioritize related agenda over the near and medium term. The Company's focus on ESG parameters is best reflected through values (Integrity Unity Responsibility Pioneering Excellence) that are imbibed in all spheres of activity of the Company. The Company has adopted the Code of Conduct which guides our interactions with all key stakeholders including our Employees, Customers, Value Chain Partners, Communities, Investors, Environment & Society. Corporate Social Responsibility is an integral part of our culture.										
8. Details of the highest authority responsible for implementation and oversight of the Business Responsibility policy (ies).	The Board of Directors of the Company and Stakeholders Relationship Committee oversee the implementation of the Business Responsibility policies.									
9. Does the entity have a specified Committee of the Board/ Director responsible for decision making on sustainability related issues? (Yes / No). If yes, provide details.	The Stakeholders' Relationship Committee (SRC) of the Board of Directors is responsible for decision making on sustainability related issues.									
	DIN		Name				Designation			
	09642942		Gopal Inani				Chairman			
	02586806		Pankaj Ostwal				Member			
	08377262		Bheru Lal Ostwal				Member			

10. Details of Review of NGRBCs by the Company:

Subject for Review	Whether review was undertaken by Director / Committee of the Board/ Any other Committee									Frequency (Annually/ Half yearly/ Quarterly/ Any other – please specify)								
	P1	P2	P3	P4	P5	P6	P7	P8	P9	P1	P2	P3	P4	P5	P6	P7	P8	P9
Performance against above policies and follow up action	As a practice, policies of the Company are reviewed Annually or on a need basis by the Directors of the company. During this assessment, the efficacy of the policies is reviewed and necessary changes to policies and procedures are implemented.																	
Compliance with statutory requirements of relevance to the principles, and, rectification of any non-compliances	The Company complies with all the applicable statutory requirements.																	

11	P1	P2	P3	P4	P5	P6	P7	P8	P9
Has the entity carried out independent assessment/ evaluation of the working of its policies by an external agency? (Yes/No). If yes, provide name of the agency.	The processes and compliances, however, may be subject to scrutiny by internal auditors and regulatory compliances, as applicable.								

12. If answer to question (1) above is "No" i.e. not all Principles are covered by a policy, reasons to be stated:

	P1	P2	P3	P4	P5	P6	P7	P8	P9
The entity does not consider the Principles material to its business (Yes/No)									
The entity is not at a stage where it is in a position to formulate and implement the policies on specified principles (Yes/No)									
The entity does not have the financial or/human and technical resources available for the task (Yes/No)									
It is planned to be done in the next financial year (Yes/No)									
Any other reason (please specify)									

SECTION C: PRINCIPLE WISE PERFORMANCE DISCLOSURE

This section is aimed at helping entities demonstrate their performance in integrating the Principles and Core Elements with key processes and decisions. The information sought is categorized as "Essential" and "Leadership". While the essential indicators are expected to be disclosed by every entity that is mandated to file this report, the leadership indicators may be voluntarily disclosed by entities which aspire to progress to a higher level in their quest to be socially, environmentally and ethically responsible.

PRINCIPLE 1**BUSINESSES SHOULD CONDUCT AND GOVERN THEMSELVES WITH INTEGRITY, AND IN A MANNER THAT IS ETHICAL, TRANSPARENT AND ACCOUNTABLE****1. Percentage coverage by training and awareness programmes on any of the Principles during the financial year:**

Segment	Total number of training and awareness programmes held	Topics / principles covered under the training and its impact	% of persons in respective category covered by the awareness Programmes
Board of Directors	1	Updates on specific to the company, regulations including environment, social Business Conduct and governance aspects	100%
Key Managerial Personnel	3	Updates on specific to the company, regulations including environment, social Business Conduct and governance aspects.	100%
Employees other than BOD and KMPs	8	Whistle Blower Policy, Prevention of Sexual Harassment (PoSH), Health and Safety Related Issues	80%
Workers	8	Whistle Blower Policy, Prevention of Sexual Harassment (PoSH), Health and Safety Related Issues	80%

2. Details of fines / penalties / punishment/ award/ compounding fees/ settlement amount paid in proceedings (by the entity or by directors / KMPs) with regulators/ law enforcement agencies/ judicial institutions, in the financial year, in the following format (Note: the entity shall make disclosures on the basis of materiality as specified in Regulation 30 of SEBI (Listing Obligations and Disclosure Obligations) Regulations, 2015 and as disclosed on the entity's website):

None

3. Of the instances disclosed in Question 2 above, details of the Appeal/ Revision preferred in cases where monetary or non-monetary action has been appealed.

None

4. Does the entity have an anti-corruption or anti-bribery policy? If yes, provide details in brief and if available, provide a web-link to the policy.

Yes. Our Code of Conduct contains guidelines on anti-bribery and anti-corruption. Company is committed to upholding the highest moral and ethical standards, and does not tolerate bribery or corruption in any form.

5. Number of Directors/KMPs/employees/workers against whom disciplinary action was taken by any law enforcement agency for the charges of bribery/ corruption:

There have been no cases involving disciplinary action taken by any law enforcement agency for the charges of bribery / corruption against directors / KMP / employees / workers that have been brought to our attention

6. Details of complaints with regard to conflict of interest:

None

7. Provide details of any corrective action taken or underway on issues related to fines / penalties / action taken by regulators/ law enforcement agencies/ judicial institutions, on cases of corruption and conflicts of interest.

None

PRINCIPLE 2

BUSINESSES SHOULD PROVIDE GOODS AND SERVICES IN A MANNER THAT IS SUSTAINABLE AND SAFE

Essential Indicators

1. Percentage of R&D and capital expenditure (capex) investments in specific technologies to improve the environmental and social impacts of product and processes to total R&D and capex investments made by the entity, respectively.

	FY 2022-23	FY 2021-22	Details of improvement in Environmental and Social impacts
R&D	-	-	-
Capex	-	-	-

2. a) Does the entity have procedures in place for sustainable sourcing? (Yes/No)

Yes, The Company considers the social, ethical and environmental performance factors in the process of selecting suppliers.

b) If yes, what percentage of inputs were sourced sustainably?

67% of suppliers are covered in the responsible sourcing program.

3. Describe the processes in place to safely reclaim your products for reusing, recycling and disposing at the end of life, for (a) Plastics (including packaging) (b) E-waste (c) Hazardous waste and (d) other waste.

The Company has adopted best practices to manage waste in an eco-friendly manner.

To achieve these objectives, the Company has implemented “Reduce, Reuse, Recycle” concept for effective waste management. The Company endeavours to sustainably use and recycled resources and create a circular economy where possible.

This ensures the efficacy of wastewater management and ensures that the systems are running properly.

Plastic Waste Management

The Company has set up a system to collect plastic waste in order to meet its obligation of collecting the plastic waste like torn HDPE bags & Metal scrap generated due to its products. The plastic waste is collected, segregated, and disposed off as per CPCB and MoEF Guide lines.

Hazardous waste

Hazardous waste is handled as per the regulations prescribed by the national and state pollution control boards. Some of the initiatives to reprocess and re-use waste include re-processing the materials generated in the granulation of fertilizers as well as the sludge waste from raw materials.

Water Waste Management

Company have Implementing zero liquid discharge policy to enhance water efficiency of products and promoting water efficient crop management practices among farmers, all wastewater generated in the process is recovered, treated and reused in process.

4. Whether Extended Producer Responsibility (EPR) is applicable to the entity's activities (Yes / No). If yes, whether the waste collection plan is in line with the Extended Producer Responsibility (EPR) plan submitted to Pollution Control Boards? If not, provide steps taken to address the same.

Yes, EPR is applicable to the Company and we are in process to comply Extended Producer Responsibility. However, as a leading manufacturer it is a business imperative that the Company ensures safe disposal of the pre-consumer and post-consumer packaging. The Company has been ensuring the collection and safe disposal of its packaging waste through the waste minimization and recycling/reuse perspective.

PRINCIPLE 3

BUSINESSES SHOULD RESPECT AND PROMOTE THE WELL-BEING OF ALL EMPLOYEES, INCLUDING THOSE IN THEIR VALUE CHAINS

1. a) Details of measures for the well-being of employees:

Category	% of employees covered by								
	Total (A)	Health insurance		Accident insurance		Maternity benefits		Paternity benefits	
		Number (B)	% (B/A)	Number (C)	% (C/A)	Number (D)	% (D/A)	Number (E)	% (E/A)
Permanent employees									
Male	160	47	29.38%	160	100%	-	-	-	-
Female	9	3	33.33%	9	100%	1	11.11%	-	-
Total	169	50	29.58%	169	100%	-	-	-	-
Other than Permanent employees									
Male	-	-	-	-	-	-	-	-	-
Female	-	-	-	-	-	-	-	-	-
Total	-	-	-	-	-	-	-	-	-

b) Details of measures for the well-being of workers:

Category	% of employees covered by										
	Total (A)	Health insurance		Accident insurance		Maternity benefits		Paternity benefits		Day Care facilities	
		Number (B)	% (B/A)	Number (C)	% (C/A)	Number (D)	% (D/A)	Number (E)	% (E/A)	Number (F)	% (F/A)
Permanent Workers											
Male	90	35	38.89%	90	100%	-	-	-	-	-	-
Female	-	-	-	-	-	-	-	-	-	-	-
Total	90	35	38.89%	90	100%	-	-	-	-	-	-
Other Than Permanent Workers											
Male	-	-	-	-	-	-	-	-	-	-	-
Female	-	-	-	-	-	-	-	-	-	-	-
Total	-	-	-	-	-	-	-	-	-	-	-

2. Details of retirement benefits, for Current FY and Previous Financial Year.

Benefits	Current FY			Previous FY		
	No. of employees covered as a % of total employees	No. of workers covered as a % of total workers	Deducted and deposited with the authority (Y/N/N.A.)	No. of employees covered as a % of total employees	No. of workers covered as a % of total workers	Deducted and deposited with the authority
PF	88.17%	98.89%	y	85.91%	91.51%	Y
GRAT.	84.02%	88.89%	y	81.88%	91.51%	Y
ESI	29.59%	38.89%	y	32.21%	48.11%	Y
OTHER	-	-	-	-	-	-

3. Accessibility of workplaces

Are the premises / offices of the entity accessible to differently abled employees and workers, as per the requirements of the Rights of Persons with Disabilities Act, 2016? If not, whether any steps are being taken by the entity in this regard.

Our offices are accessible to differently abled employees and workers. While all of the current facilities may not be fully equipped for differently abled individuals, company is actively working to improve accessibility across the organization.

4. Does the entity have an equal opportunity policy as per the Rights of Persons with Disabilities Act, 2016? If so, provide a web-link to the policy.

The Company is governed by the code of conduct of the company whereby all the employees and those eligible are provided with equal opportunities. The Company is committed by an inclusive work culture without any discrimination on the grounds of race, caste, religion, colour, marital status, gender, sex, age, nationality, ethnic origin, disability and such other grounds as prescribed and protected by the applicable laws.

5. Return to work and Retention rates of permanent employees and workers that took parental leave.

Gender	Permanent Employees		Permanent Workers	
	Return to work rate	Retention Rate	Return to work rate	Retention Rate
Male	100%	100%	100%	100%
Female	100%	100%	100%	100%

6. Is there a mechanism available to receive and redress grievances for the following categories of employees and worker? If yes, give details of the mechanism in brief.

Permanent Worker	The Company has always believed in open and transparent communication. Employees are encouraged to share their concerns with their HODs, HR or the members of the Senior Leadership Team. In addition, new employees are sensitised on Code of Conduct principles, which also forms part of the employee induction programme. The Company have put Complaint Box at every plant locations and office and maintain Complaint Register to redress grievances of employees and workers. The company has in place prevention of sexual harassment at the workplace policy and Whistle blower policy applicable to all employees.
Other than Permanent Worker	
Permanent Employees	
Other than Permanent Employees	

7. Membership of employees and worker in association(s) or Unions recognised by the listed entity:

Category	Current FY			Previous FY		
	Total employees / workers in respective category(A)	No. of employees / Workers in respective category, who are part of association(s) or Union(B)	%(B/A)	Total employees/ workers in respective category (C)	No. of employees/ workers in respective category, who are part of association(s) or Union (D)	%(D/C)
Total Permanent Employees	-	-	-	-	-	-
Male	-	-	-	-	-	-
Female	-	-	-	-	-	-
Total Permanent Workers	-	-	-	-	-	-
Male	-	-	-	-	-	-
Female	-	-	-	-	-	-

The Company does not have any employee associations. The Company, however, recognizes the right to freedom of association.

8. Details of training given to employees and workers:

The Company provides regular trainings to all its employees. The Company aims to provide highest quality training and minimizing workplace accidents, without focusing upon the number of hours spent in the training.

Category	FY 2023					FY 2022				
	Total (A)	On health and safety measures		On skill upgradation		Total (D)	On health and safety measures		On skill upgradation	
		No. (B)	% (B/A)	No. (C)	% (C/A)		No. (E)	% (E/D)	No. (F)	% (F/D)
Employees										
Male	198	181	91%	181	91%	147	88	60%	88	60%
Female	12	9	75%	9	75%	2	2	100%	2	100%
Total	210	190	90%	190	90%	149	90	60%	90	60%
Workers										
Male	90	75	83.33%	75	83.33%	106	74	70%	74	70%
Female	-	-	-	-	-	-	-	-	-	-
Total	90	75	83.33%	75	83.33%	106	74	70%	74	70%

9. Details of Performance and career development reviews of employees and workers 100% of eligible employees have received performance and career development reviews.

Category	FY 2022-23			FY 2021-22		
	Current Financial Year			Previous Financial Year		
	Total (A)	No. (B)	% (B/A)	Total (D)	No. (E)	% (E/D)
Employee						
Male	198	198	100%	147	147	100%
Female	12	12	100%	2	2	100%
Total	210	210	100%	149	149	100%
Workers						
Male	90	90	100%	106	106	100%
Female	-	-	-	-	-	-
Total	90	90	100%	106	106	100%

All employees of the Company undergo an appraisal process as determined by the Company. The appraisal process is based on criteria on the basis of timely and systematic working, accountability, additional contribution to work, contribution to the overall performance of the Company.

10. Health and safety management system:

a) Whether an occupational health and safety management system has been implemented by the entity? (Yes/ No). If yes, the coverage such system?

Yes, safety is a core value over which no business objective can have a higher priority. The Safety & Health Management system covers activities across all manufacturing locations, offices and supply chain partners and ensures the protection of environment, health & safety of its employees, contractors, visitors and all other relevant stakeholders.

The Company has also adopted Environment, Health & Safety Policy which can be accessed on its website at: <https://www.mbapl.com>

b) What are the processes used to identify work-related hazards and assess risks on a routine and non-routine basis by the entity?

The Company provides Regular site review, inspections and audits to assess safety preparedness, Regular mock drills for fire as well as medical emergencies. Employee engagement campaigns on health & safety topics such as fire safety, road safety, emergency evacuation to managing the hazards and identifying its risks.

c) Whether you have processes for workers to report the work related hazards and to remove themselves from such risks. (Y/N)

Yes. The process is available at all the locations. The processes include direct interaction with safety officer, suggestion box, approaching the Health and Safety Team, Regular site review, inspections and audits to assess safety preparedness, Regular mock drills for fire as well as medical emergencies. Employee engagement campaigns on health & safety topics such as fire safety, road safety, emergency evacuation.

d) Do the employees/ worker of the entity have access to non-occupational medical and healthcare services? (Yes/No)

Yes. All employees are covered under the Group Personal Accident Policy.

11. Details of safety related incidents, in the following format:

Safety Incident/Number	Category	Current Financial Year	Previous Financial Year
Lost Time Injury Frequency Rate (LTIFR) (per one million-person hours worked)	Employees	-	-
	Workers	-	-
Total recordable work-related injuries	Employees	-	-
	Workers	-	-
No. of fatalities	Employees	-	-
	Workers	-	-
High consequence work-related injury or ill-health (excluding fatalities)	Employees	-	-
	Workers	-	-

12. Describe the measures taken by the entity to ensure a safe and healthy work place.

The Company has in place a mechanism for identification of fire hazards, preparation of action plan for control system and plans to mitigate or eliminate hazards.

Some of the mitigation measures to prevent or mitigate significant occupational health & safety impacts include –

- Provision and maintenance of fire detection, alarm and suppression systems.
- Provisions of adequate Ventilations, Lighting, Machine Guards and Exhaust Systems at workplace;
- Provisions of Drinking Water, Rest Rooms and establishment of First Aid Centre;
- Awareness created through display of signage, precautionary boards and trainings on Fire, Safety, Health & First Aid.
- Regular site review, inspections and audits to assess safety preparedness.
- Regular mock drills for fire as well as medical emergencies.
- Employee engagement campaigns on health & safety topics such as fire safety, road safety, emergency evacuation.

13. Number of Complaints on the following made by employees and workers:

	FY 2022-23			FY 2021-22		
	Filed during the year	Pending resolution at the end of year	Remarks	Filed during the year	Pending resolution at the end of year	Remarks
Working Conditions	Nil	Nil	Nil	Nil	Nil	Nil
Health & Safety	Nil	Nil	Nil	Nil	Nil	Nil

14. Assessments for the year:

	% of your plants and offices that were assessed (by entity or statutory authorities or third parties)
Health and safety practices	100% of plants and offices were assessed by entity through internal audits.
Working Conditions	

15. Provide details of any corrective action taken or underway to address safety-related incidents (if any) and on significant risks / concerns arising from assessments of health & safety practices and working conditions.

The following corrective action taken or underway to address safety-related incidents:

- Organized Safety training programs to create the awareness on safety;
- Employees have been advised to wear the PPE's in the workplace;
- Work instructions & Safe Work Practices were made & readily available.

PRINCIPLE 4

BUSINESSES SHOULD RESPECT THE INTERESTS OF AND BE RESPONSIVE TO ALL ITS STAKEHOLDERS

Essential Indicators

1. Describe the processes for identifying key stakeholder groups of the entity.

Any individual or group of individuals that adds value to the business of the Company or who are impacted by us are identified as a core stakeholder of the Company.

The Company has identified suppliers, customers, employees, local community and investors as its key stakeholders.

2. List stakeholder groups identified as key for your entity and the frequency of engagement with each stakeholder group.

Stakeholder Group	Whether Identified as Vulnerable & Marginalized Group (Yes/No)	Channels of Communication (Email, SMS, Newspaper, Pamphlets, Advertisement Community Meetings, Notice Board) Other	Frequency of Engagement (Annually/Half Yearly/ Quarterly /Others- Please Specify)	Purpose and Scope Of Engagement Including Key topics And concerns raised during such engagement
Customers	No	Website, social media, Conferences events, Phone calls, emails.	As and when required	Understanding client, Customer satisfaction, industry and business challenges
Investors/ Shareholders	No	Email, Website, Analysts/ Investor Calls, Annual General Meetings, Press releases Newspaper advertisements	Quarterly and need based	To inform on how the company is currently doing and what it plans to do in near term future. Understanding shareholder expectations
Employees	No	Direct, email, team meetings, video conferences; audio conference calls	Regular	Performance appraisal, Career growth, Skill development trainings, Fair remuneration, safe workplace, employee satisfaction.
Suppliers	No	Email, Phone calls, Advertisements, website and social media	As and when required	Business/Project related
Governments & Regulatory Authorities	No	Advertisements, website and social media, Phone calls, emails and meetings	As and when required	Discussions with regard to various regulations, amendments, inspections, approvals and assessments.
Communities	No	Meetings, Training and workshops Advertisements, website and social media, Complaints and grievance mechanism	As and when required	Monitoring & implementing the CSR projects and activities

PRINCIPLE 5
BUSINESSES SHOULD RESPECT AND PROMOTE HUMAN RIGHTS
Essential Indicators
1. Employees and workers who have been provided training on human rights issues and policy(ies) of the entity, in the following format:

	FY 2022-23			FY 2021-22		
	Total (A)	No. employee's workers covered (B)	% (B / A)	Total (C)	No. employee's workers covered (D)	% (D / C)
Employees						
Permanent	169	136	80%	149	104	70 %
Other permanent than	41	22	54%	-	-	-
Total Employees	210	158	75%	149	104	70 %
Workers						
Permanent	90	63	70%	106	69	65 %
Other permanent than	467	304	65%	390	250	64 %
Total Workers	557	367	66%	496	319	64 %

2. Details of minimum wages paid to employees and workers, in the following format:

Category	FY (2022-23)					FY 2022				
	Total (A)	Equal to Minimum Wage		More than Minimum Wage		Total (D)	Equal to Minimum Wage		More than Minimum Wage	
		No. (B)	% (B/A)	No. (C)	% (C/A)		No. (E)	% (E/D)	No. (F)	% (F/D)
Employees										
Permanent										
Male	160	4	2.5%	156	97.5%	147	21	14%	126	86%
Female	9	-	-	9	100%	2	1	50%	1	50%
Other	-	-	-	-	-	-	-	-	-	-
Other than Permanent										
Male	38	-	-	38	100%	-	-	-	-	-
Female	3	-	-	3	100%	-	-	-	-	-
Other	-	-	-	-	-	-	-	-	-	-
Female										
Permanent										
Male	90	10	11.11%	80	88.88%	106	24	23%	82	77%
Female	-	-	-	-	-	-	-	-	-	-
Other	-	-	-	-	-	-	-	-	-	-
Other than Permanent										
Male	-	-	-	-	-	-	-	-	-	-
Female	-	-	-	-	-	-	-	-	-	-
Other	-	-	-	-	-	-	-	-	-	-

3. Details of remuneration/salary/wages, in the following format

	Male		Female	
	Number	Median remuneration/ salary/ wages of respective category	Number	Median remuneration/ salary/ wages of respective category
Board of Directors (BOD)	7	0	1	0
Key Managerial Personnel	2	109029	1	34710
Employees other than BOD and KMP	196	24514	11	20481
Workers	90	22784	0	0

4. Do you have a focal point (Individual/ Committee) responsible for addressing human rights impacts or issues caused or contributed to by the business? (Yes/No)

Yes, Human rights is a sensitive issue and Company has zero tolerance to Human Rights violation. Human Rights is one of the Key Focus area for the Organisation. For any Human Rights violation, whenever reported, the employees can raise their concerns related to human rights issues with the HR team.

5. Describe the internal mechanisms in place to redress grievances related to human rights issues.

For any grievances on human rights issues, the employees can reach out to Human Resources team. The grievances are duly addressed and corrective measures deemed fit are taken.

6. Number of Complaints on the following made by employees and workers:

	FY 2022-23			FY 2021-22		
	Filed during the year	Pending resolution at the end of year	Remarks	Filed during the year	Pending resolution at the end of the year	Remarks
Sexual Harassment	-	-	-	-	-	-
Discrimination at workplace	-	-	-	-	-	-
Child Labour	-	-	-	-	-	-
Forced Labour Involuntary Labour	-	-	-	-	-	-
Wages	-	-	-	-	-	-
Other human Rights related issues	-	-	-	-	-	-

7. Mechanisms to prevent adverse consequences to the complainant in discrimination and harassment cases.

The Company has in place an appropriate Policy on Prevention of Sexual Harassment of Women at Workplace in accordance with the provisions of the Sexual Harassment of Women at Workplace (Prevention, Prohibition and Redressal) Act, 2013, to prevent sexual harassment of its employees. The company is intolerant to any discrimination and harassment related issues and takes timely measures to address the grievance. We sensitize the employees on prevention of sexual harassment at workplaces through internal communications and training programmes.

8. Do human rights requirements form part of your business agreements and contracts?

Yes, the business agreements and contracts do include Company's expectations to promote sustainability, fair competition and respect for human rights.

9. Assessments for the year:

	% of your plants and offices that were assessed (by entity or statutory authorities or third parties)
Child labour	100 % Our Company internally monitors compliance for all relevant laws and policies pertaining to these issues. There have been no observations by local statutory / third parties in India in FY 2023.
Forced/involuntary labour	
Sexual harassment	
Discrimination at workplace	
Wages	
Others	

10. Provide details of any corrective actions taken or underway to address significant risks / concerns arising from the assessments at Question 9 above.

There were no significant risks or concerns.

PRINCIPLE 6
BUSINESS SHOULD RESPECT AND MAKE EFFORTS TO PROTECT AND RESTORE THE ENVIRONMENT
Essential Indicators
1. Details of total energy consumption (in Joules or multiples) and energy intensity, in the following format:

Parameter	(in GIGA Joules)	
	FY 2022-23 (Current Financial Year)	FY 2021-22 (Previous Financial Year)
Total electricity consumption (A)	91352.43	75199.71
Total fuel consumption (B)	142375.76	126044.95
Energy consumption through other sources (C)	-	-
Total energy consumption (A+B+C)	233728.19	201244.66
Energy intensity per rupee of Turnover (Total energy consumption/ turnover in Lakhs)	2.3800	4.0946
Energy intensity (optional) – Per Unit of Production Volume	0.4691	0.4659

Note: Indicate if any independent assessment/ evaluation/assurance has been carried out by an external agency? (Y/N) If yes, name of the external agency.

No

2. Does the entity have any sites / facilities identified as designated consumers (DCs) under the Performance, Achieve and Trade (PAT) Scheme of the Government of India? (Y/N) If yes, disclose whether targets set under the PAT scheme have been achieved. In case targets have not been achieved, provide the remedial action taken, if any.

No

3. Provide details of the following disclosures related to water, in the following format:

Parameter	FY 2023	FY 2022
Water withdrawal by source (in kilolitres)		
(i) Surface water	248222.43	193078.16
(ii) Groundwater	174828.00	190488.10
(iii) Third party water	-	-
(iv) Seawater / desalinated water	-	-
(v) Others	-	-
Total volume of water withdrawal (in kilolitres) (i + ii + iii + iv + v)	423050.43	383566.26
Total volume of water consumption (in kilolitres)	423050.43	383566.26
Water intensity per rupee of turnover (Water consumed / turnover)	4.3078	7.8042
Water intensity (optional) – the relevant metric may be selected by the entity	0.8491	0.8880

Note: Indicate if any independent assessment/ evaluation/assurance has been carried out by an external agency? (Y/N) If yes, name of the external agency.

No

4. Has the entity implemented a mechanism for Zero Liquid Discharge? If yes, provide details of its coverage and implementation.

Yes, Company has achieved zero liquid discharge across all the campuses. Madhya Bharat Agro Products Limited optimizes water consumption through conservation, sewage treatment and reuse, and rainwater harvesting. All new campuses have been designed for 100% treatment and recycling of sewage, and rainwater harvesting.

5. Please provide details of air emissions (other than GHG emissions) by the entity, in the following format:

Parameter	Please specify unit	FY 2023	FY 2022
NOx	mg/NM3	48.96 MT	-
SOx	mg/NM3	47.75 MT	-
Particulate matter (PM)	mg/NM3	25.66 MT	9.25 MT
Persistent organic pollutants (POP)	-	-	-
Volatile organic compounds (VOC)	-	-	-
Hazardous air pollutants (HAP)	-	-	-
Others – please Specify HF	mg/NM3	0.032 MT	-

Note: Indicate if any independent assessment/ evaluation/assurance has been carried out by an external agency? (Y/N) If yes, name of the external agency.

No

6. Provide details of greenhouse gas emissions (Scope 1 and Scope 2 emissions) & its intensity, in the following format:

Parameter	Unit	FY 2023	FY 2022
Total Scope 1 emissions (Break-up of the GHG into CO ₂ , CH ₄ , N ₂ O, HFCs, PFCs, SF ₆ , NF ₃ , if available)	Metric tonnes of CO ₂ equivalent	15275.68	18426.29
Total Scope 2 emissions (Break-up of the GHG into CO ₂ , CH ₄ , N ₂ O, HFCs, PFCs, SF ₆ , NF ₃ , if available)	Metric tonnes of CO ₂ equivalent	10987.67	-
Total Scope 1 and Scope 2 emissions - Per rupee of turnover	-	0.2674	0.3749
Total Scope 1 and Scope 2 emission intensity - Per unit of Production volume(in MT)	-	0.0527	0.0427

Note: Indicate if any independent assessment/ evaluation/assurance has been carried out by an external agency? (Y/N) If yes, name of the external agency.

No

7. Does the entity have any project related to reducing Green House Gas emission? If Yes, then provide details.

No, Company do not have any project related to reducing Green House Gas emission but company is actively endeavouring to reduce of GHG emissions across its operations through plantations at each location contribute to reduce the GHG emissions.

8. Provide details related to waste management by the entity, in the following format:

Parameter	FY 2022-23	FY 2021-22
Total Waste generated (in metric tonnes)		
Plastic waste (A)	-	-
E-waste (B)	-	-
Bio-medical waste (C)	-	-
Construction and demolition waste (D)	-	-
Battery waste (E)	-	-
Radioactive waste (F)	-	-
Other Hazardous waste. Please specify, if any. (G)	-	-
Other Non-hazardous waste generated (H).	-	-
- Sulphur Sludge	03.00	19.27
- Silica - Solid Waste	42131.83	30923.46
- Gypsum	84778.86	54499.89
Total (A+B + C + D + E + F + G + H)	126913.69	85442.62
For each category of waste generated, total waste recovered through recycling, re-using or other recovery operations (in metric tonnes)		
Category of waste		
(i) Recycled	198.61	173.58
(ii) Re-used	-	19.27
(iii) Other recovery operations	-	-
Total	198.61	192.85

Parameter	FY 2022-23	FY 2021-22
For each category of waste generated, total waste disposed by nature of disposal method (in metric tonnes)		
Category of waste		
(i) Incineration	-	-
(ii) Landfilling	57591.32	33404.25
(iii) Other disposal operations	50557.68	20930.88
Total	108148.19	54335.13

Note: Indicate if any independent assessment/ evaluation/assurance has been carried out by an external agency? (Y/N) If yes, name of the external agency

No

9. Briefly describe the waste management practices adopted in your establishments. Describe the strategy adopted by your company to reduce usage of hazardous and toxic chemicals in your products and processes and the practices adopted to manage such wastes.

Our waste management approach is based on the philosophy of Reduce, Reuse and Recycle. Generated hazardous waste collected and stored in bag in covered shed. Disposal of the same is being done as per prescribed norms.

10. If the entity has operations/offices in/around ecologically sensitive areas (such as national parks, wildlife sanctuaries, biosphere reserves, wetlands, biodiversity hotspots, forests, coastal regulation zones etc.) where environmental approvals / clearances are required, please specify details in the following format:

Not Applicable. The Company does not have any facilities in and around ecologically sensitive areas.

11. Details of environmental impact assessments of projects undertaken by the entity based on applicable laws, in the current financial year:

Name and brief details of the project	EIA Notification No.	Date	Whether conducted by independent external agency (Yes/No)	Results communicated in public domain (Yes / No)	Relevant web link
NA	NA	NA	NA	NA	NA

12. Is the entity compliant with the applicable environmental law/ regulations/ guidelines in India; such as the Water (Prevention and Control of Pollution) Act, Air (Prevention and Control of Pollution) Act, Environment protection act and rules thereunder (Y/N). If not, provide details of all such non-compliances, in the following format:

Yes. We are compliant with the applicable environmental law / regulations / guidelines in India.

PRINCIPLE 7

BUSINESSES, WHEN ENGAGING IN INFLUENCING PUBLIC AND REGULATORY POLICY, SHOULD DO SO IN A MANNER THAT IS RESPONSIBLE AND TRANSPARENT.

Essential Indicators

1. a. Number of affiliations with trade and industry chambers/associations.

The Company has taken membership with 1 (one) trade and industry chambers/associations.

b. List the top 10 trade and industry chambers/ associations (determined based on the total members of such body) the entity is a member of/ affiliated to.

S. No.	Name of the trade and industry chambers/ associations	Reach of trade and industry chambers/ associations (State/National)
1.	Fertilizer Association of India	National
2.	Mewar Chamber of Commerce	National

2. Provide details of corrective action taken or underway on any issues related to anti-competitive conduct by the entity, based on adverse orders from regulatory authorities.

Not Applicable.

PRINCIPLE 8

BUSINESS SHOULD PROMOTE INCLUSIVE GROWTH AND EQUITABLE DEVELOPMENT:

Essential Indicators

1. Details of Social Impact Assessments (SIA) of projects undertaken by the entity based on applicable laws, in the current financial year.

Name and brief details of the project	SIA Notification no.	Date	Whether conducted by independent external agency (Yes/No)	Results communicated in public domain (Yes / No)	Relevant web link
NA	NA	NA	NA	NA	NA

2. Provide information on project(s) for which ongoing Rehabilitation and Resettlement (R&R) is being undertaken by your entity, in the following format:

Not Applicable

3. Describe the mechanisms to receive and redress grievances of the community.

The Company has internal grievance redressal mechanism in place to address the grievance raised by the stakeholders. The Board reviews the status of the grievance raised, pending, disposed.

4. Percentage of input material (inputs to total inputs by value) sourced from suppliers:

	FY 2022-23	FY 2021-22
Directly sourced from MSMEs/ small producers	2.67%	0.01%
Sourced directly from within the district and neighbouring districts	34.40% input material of the company directly sourced from within the district and neighbouring districts to the extent possible.	35% input material of the company directly sourced from within the district and neighbouring districts to the extent possible.

PRINCIPLE 9

BUSINESSES SHOULD ENGAGE WITH AND PROVIDE VALUE TO THEIR CUSTOMERS IN A RESPONSIBLE MANNER.

Essential Indicators

1. Describe the mechanisms in place to receive and respond to consumer complaints and feedback.

The Company has Customer Care number, Email, Website to enable customers to log any complaints or feedbacks. Customer can also provide feedback through social media.

2. Turnover of products and/ services as a percentage of turnover from all products/service that carry information about:

	As a Percentage to total turnover
Environmental and Social Parameters relevant to the product (Energy Used, Water Consumed, No. of People involved in production, etc.)	-
Safe and Responsible Usage	100
Recycling and/or safe disposal	100

3. Number of consumer complaints in respect of the following:

	FY 2022-23		Remarks	FY 2021-22		Remarks
	Received during the year	Pending resolution at end of year		Received during the year	Pending resolution at end of year	
Data privacy			We do not have any consumer complaints in respect of data privacy, advertising, cybersecurity, delivery of essential services, restrictive trade practices, unfair trade practices.			
Advertising						
Cyber-security						
Delivery of essential services						
Restrictive Trade Practices						
Unfair Trade Practices						
Other						

4. Details of instances of product recalls on account of safety issues:

There have been no instances of product recall (voluntary or forced) on account of safety issues during the financial year 2022-23.

5. Does the entity have a framework/ policy on cyber security and risks related to data privacy? (Yes/No) If available, provide a web-link of the policy.

Yes. The Company has under the Code of Conduct, included the Cyber security, including data and information security which includes the Cyber Security Risk. The Code of Conduct is available on www.mbapl.com

6. Provide details of any corrective actions taken or underway on issues relating to advertising, and delivery of essential services; cyber security and data privacy of customers; re-occurrence of instances of product recalls; penalty / action taken by regulatory authorities on safety of products / services.

None

For and on behalf of the Board of Directors

(Pankaj Ostwal)
 Managing Director
 DIN 02586806

(Sourabh Gupta)
 Whole Time Director &
 Chief Financial Officer
 DIN 07177647

Date 24.04.2023
 Place Bhilwara

Annexure 'II'

Form No. MR-3

SECRETARIAL AUDIT REPORT

FOR THE FINANCIAL YEAR ENDED 2022-2023

[Pursuant to section 204(1) of the Companies Act, 2013 and rule

No.9 of the Companies (Appointment and Remuneration of Managerial Personnel) Rules, 2014]

To,
The Members,

Madhya Bharat Agro Products Limited

I have conducted the secretarial audit of the compliance of applicable statutory provisions and the adherence to good corporate practices by **Madhya Bharat Agro Products Limited**. Secretarial Audit was conducted in a manner that provided me/us a reasonable basis for evaluating the corporate conducts/statutory compliances and expressing my opinion thereon.

Based on our verification of the **Madhya Bharat Agro Products Limited** books, papers, minute books, forms and returns filed and other records maintained by the company and also the information provided by the Company, its officers, agents and authorized representatives during the conduct of secretarial audit, We hereby report that in my/our opinion, the company has, during the audit period covering the financial year ended 31st March, 2023 complied with the statutory provisions listed hereunder and also that the Company has proper Board-processes and compliance-mechanism in place to the extent, in the manner and subject to the reporting made hereinafter:

I have examined the books, papers, minute books, forms and returns filed and other records maintained by **Madhya Bharat Agro Products Limited** ("the Company") for the financial year ended on 31st March, 2023 according to the provisions of:

- (i) The Companies Act, 2013 (the Act) and the rules made there under;
- (ii) The Securities Contracts (Regulation) Act, 1956 ('SCRA') and the rules made thereunder;
- (iii) The Depositories Act, 1996 and the Regulations and Bye-laws framed thereunder;
- (iv) Foreign Exchange Management Act, 1999 and the rules and regulations made thereunder to the extent of Foreign Direct Investment, Overseas Direct Investment and External Commercial Borrowings;
- (v) The following Regulations and Guidelines prescribed under the Securities and Exchange Board of India Act, 1992 ('SEBI Act'): -

- (a) Securities and Exchange Board of India (Listing Obligations and Disclosure Requirements) Regulations, 2015;
- (b) The Securities and Exchange Board of India (Substantial Acquisition of Shares and Takeovers) Regulations, 2011;
- (c) The Securities and Exchange Board of India (Prohibition of Insider Trading) Regulations, 2015;
- (d) The Securities and Exchange Board of India (Issue of Capital and Disclosure Requirements) Regulations, 2018 and amendments from time to time;
- (e) The Securities and Exchange Board of India (Share Based Employee Benefits) Regulations, 2014 and The Securities and Exchange Board of India (Share Based Employee Benefits and Sweat Equity) Regulations, 2021; (Not Applicable to the Company during the Audit Period);
- (f) The Securities and Exchange Board of India (Issue and Listing of Debt Securities) Regulations, 2008; The Securities and Exchange Board of India (Issue and Listing of Non-Convertible Securities) Regulations, 2021; (Not Applicable to the Company during the Audit Period);
- (g) The Securities and Exchange Board of India (Registrars to an Issue and Share Transfer Agents) Regulations, 1993 regarding the Companies Act and dealing with client; (Not Applicable to the Company during the Audit Period);
- (h) The Securities and Exchange Board of India (Delisting of Equity Shares) Regulations, 2009 and The Securities and Exchange Board of India (Delisting of Equity Shares) Regulations, 2021; and (Not Applicable to the Company during the Audit Period);
- (i) The Securities and Exchange Board of India (Buyback of Securities) Regulations, 2018; (Not Applicable to the Company during the Audit Period);

I have also examined compliance with the applicable clauses of the following:

- (i) Secretarial Standards issued by The Institute of Company Secretaries of India.
- (ii) The Listing Agreements entered into by the Company with Stock Exchange

During the period under review the Company has complied with the provisions of the Act, Rules, Regulations, Guidelines, Standards, etc. mentioned above.

It is informed by Company that during the period under review the Company has received notices from National stock Exchange (NSE) for non-complying with the provisions of SEBI LODR regulations and they are as below:

1. Under regulation 23 (9) company has delayed in disclosing Related party transaction report by 2 days and NSE asked for reason of delay. The Company replied "in the present instance is an exception because as per SEBI LODR Sixth Amendment Regulation, 2021 Notification dated 09th November 2021, which is come into force w.e.f. April 1, 2022 unless otherwise specified in the respective provision of the regulation. It is specified in the respective provision of the regulation 23(9) of SEBI LODR proviso third that the listed entity shall make such disclosures every six months on the date of publication of its standalone and consolidated financial results with effect from April 1, 2023. So per the above of SEBI LODR Sixth Amendment Regulation, 2021 Notification dated 09th November 2021 and third proviso of regulation 23(9) of SEBI LODR that the all the provision of regulation 23(9) of SEBI LODR will be effective from April 1, 2023. There was no intentional violation. Only as per above provision we are submitted the Regulation 23 (9) within 30 days from the declaration of financial results." And asked for waiving of penalty.

NSE did not agreed to clarification made by company and company paid penalty amount of Rs. 10000 (exclusive of Taxes).

I further report that

The Board of Directors of the Company is duly constituted with proper balance of Executive Directors, Non-Executive Directors and Independent Directors. The changes in the composition of the Board of Directors that took place during the period under review were carried out in compliance with the provisions of the Act.

Adequate notice is given to all directors to schedule the Board Meetings, agenda and detailed notes on agenda were sent at least seven days in advance, and a system exists for seeking and obtaining further information and clarifications on the agenda items before the meeting and for meaningful participation at the meeting.

Majority decision is carried through while the dissenting member's views are captured and recorded as part of the minutes.

I further report that there are adequate systems and processes in the company commensurate with the size and operations of the company to monitor and ensure compliance with applicable laws, rules, regulations and guidelines.

For **Sourabh Bapna & Associates**
Practicing Company Secretary

(Sourabh Bapna)

Proprietor

Date: 24.04.2023

Place: Bhilwara

C.P. No. 19968 M. No. A51505

UDIN:-A051505E000175739

Annexure 'III'

PARTICULARS OF EMPLOYEES

Details Pertaining to Remuneration as Required Under Section 197(12) of the Companies Act, 2013 Read with Rule 5(1) of the Companies (Appointment and Remuneration of Managerial Personnel) Rules, 2014

(i) The ratio of the remuneration of each director to the median remuneration of the employees of the company for the financial year.	1. Mr. Pankaj Ostwal: 166.23 2. Mr. Sourabh Gupta: 5.50
(ii) The percentage increase in remuneration of each director, Chief Financial Officer, Chief Executive Officer, Company Secretary or Manager, if any, in the financial year.	1. Pankaj Ostwal (Managing Director): 187.13% 2. Sourabh Gupta (Whole Time Director & Chief Financial Officer): 28.24%
(iii) The percentage increase in the median remuneration of employees in the financial year	In the Financial Year, there was an Decrease of 4.39 % in the median remuneration of Employees.
(iv) The number of permanent employees on the rolls of company.	308 Employee
(v) Average percentage increase already made in the salaries of employees other than the managerial personnel in the last financial year and its comparison with the percentage increase in the managerial remuneration and justification thereof and point out if there are any exceptional circumstances for increase in the managerial remuneration.	Average increase in remuneration of employees other than the Managerial Personnel: 5.57% Average increase in remuneration of Managerial Personnel: 171.94%
(vi) Affirmation that the remuneration is as per the remuneration policy of the company.	The company affirmed that the remuneration is as per the Nomination and Remuneration Policy for the Directors, Key Managerial Personnel and Other Employees of the Company, formulated pursuant to the provisions of section 178 of the Companies Act, 2013.

Details of the employees of the Company – Pursuant to Section 197 (Rule 5) of the Companies Act, 2013.

- Employed throughout the financial year, was in receipt of remuneration for that year which, in the aggregate, was not less than one crore and two lakh rupees:

Name & Age	Designation	Remuneration p.a. (₹ in Crore)	Qualifications and experience	Date of commencement of employment and nature of employment	Last employment held by employee before joining	Number of equity share held	Relation with Director or Manager
Pankaj Ostwal 45 Years	Managing Director	4.14	C.A., B.Com. 23 Years	24/02/2009	N.A.	402030	Brother of Praveen Ostwal, Director and Son of Sh. Mahendra Kumar Ostwal, Chairman cum Director

- Employed for a part of the financial year, was in receipt of remuneration for any part of that year, at a rate which, in the aggregate, was not less than eight lakhs and fifty thousand rupees per month: NA
- Employed throughout the financial year or part thereof receiving remuneration in excess of the amount drawn by Managing Director or whole-time director or manager: NA

For and on behalf of the Board of Directors

(Pankaj Ostwal)
Managing Director
DIN 02586806

(Sourabh Gupta)
Whole Time Director &
Chief Financial Officer
DIN 07177647

Date 24.04.2023
Place Bhilwara (Raj)

Annexure 'IV'

DETAIL OF CONSERVATION OF ENERGY, TECHNOLOGY ABSORPTION AND FOREIGN EXCHANGE EARNINGS AND OUTGO

Information pursuant to section 134 (3) (m) of the Companies Act, 2013 read with the Rule 8 of (Companies (Account) Rule, 2014) and forming part of the Director's Report for the year ended 31st March 2023.

CONSERVATION OF ENERGY

- (i) The Company takes adequate steps for the conservation of energy at every stage of production and remains conscious about conserving energy resources.
- (ii) The Company has made adequate investment on various measures for conservation of energy which has resulted in optimizing energy consumption and saving in cost.
- (iii) The capital investment on energy conservation equipment: Approx. ₹ 4.59 Crore

TECHNOLOGY ABSORPTION

(i) Efforts made towards technology absorption:

The Company is continuously endeavoring to upgrade its technology from time to time in all aspects through in-house R&D primarily aiming at reduction of cost of production and improving the quality of the product. The Company has strengthened the infrastructure for R & D and carried out improvement in quality systems. This has resulted into consistency in achieving standard quality parameters as per Government of India. The Company will continue to thrust on R & D activities of the Company.

(ii) The benefits derived therefrom:

The Company could successfully reduce the cost of production, by using the in house developed alternative raw materials, power consumption and improving technical efficiencies and productivity.

(iii) In case of imported technology (imported during the last three years reckoned from the beginning of the financial year) -

- (a) The details of technology imported; None
- (b) The year of import; None
- (c) Whether the technology been fully absorbed; None
- (d) If not fully absorbed, areas where absorption has not taken place, and the reasons thereof; None

FOREIGN EXCHANGE EARNINGS AND OUTGO

The figure of earnings and expenditure in foreign currency during the year is as under:

Particulars	(₹ in Lakhs)	
	2022-2023	2021-2022
Foreign Currency Earning	-	-
Foreign Currency outgo	15383.14	5303.54

For and on behalf of the Board of Directors

(Pankaj Ostwal)
Managing Director
DIN 02586806

(Sourabh Gupta)
Whole Time Director &
Chief Financial Officer
DIN 07177647

Date 24.04.2023
Place Bhilwara (Raj)

Annexure 'V'

PARTICULARS OF LOANS, GUARANTEES OR INVESTMENTS

(Pursuant to clause (g) of sub-section (3) of section 134 & section 186(4) of the Companies Act, 2013)

S. No.	Particulars	As at 31 st March, 2023	As at 31 st March, 2022
(A)	Loan Given	2236.55	NIL
(B)	Investment made	NIL	NIL
(C)	Guarantee given	NIL	NIL

For and on behalf of the Board of Directors

(Pankaj Ostwal)

Managing Director
DIN 02586806

(Sourabh Gupta)

Whole Time Director &
Chief Financial Officer
DIN 07177647

Date 24.04.2023
Place Bhilwara (Raj)

Annexure VI

FORM NO. - AOC- 2

(Pursuant to clause (h) of sub-section (3) of section 134 of the Companies Act, 2013 and Rule 8(2) of the Companies (Accounts) Rules, 2014)

Form for disclosure of particulars of contracts/arrangements entered into by the company with related parties referred to in sub-section (1) of section 188 of the Companies Act, 2013 including certain arm's length transactions under fourth proviso thereto

1. Details of contracts or arrangements or transactions not at arm's length basis –N.A.
2. Details of material contracts or arrangement or transactions at arm's length basis: -

Name(s) of the related party	Nature of relationship	Duration of contract	Salient terms	Amount (In Lakh)
Purchases of Material				
Krishana Phoschem Ltd.	Interested Director	FY 22-23	See note-1	5314.09
Ostwal Phoschem India Ltd.	Holding Company	FY 22-23	See note-1	723.96
Seasons International Private Ltd.	enterprises over which exercise significant influence	FY 22-23	See note-1	6.66
Sale of Material				
Krishana Phoschem Ltd	Interested Director	FY 22-23	See note-1	2961.64
Ostwal Phoschem (India) Ltd.	Holding Company	FY 22-23	See note-1	4844.27
Shri Ganpati Fertilizer Ltd.	Interested Director	FY 22-23	See note-1	320.00
Rent Paid				
Ostwal Phoschem India Ltd.	Holding Company	FY 22-23	See note-1	0.12
Loan Taken				
Krishana Phoschem Ltd.	Interested Director	FY 22-23	See note-1	6802.00
Ostwal Phoschem India Ltd.	Holding Company	FY 22-23	See note-1	3359.00
Shri Ganpati Fertilizer Ltd.	Interested Director	FY 22-23	See note-1	550.00
Shri Pankaj Ostwal	Managing Director	FY 22-23	See note-1	151.50
Interest Paid				
Krishana Phoschem Ltd.	Interested Director	FY 22-23	See note-1	172.53
Ostwal Phoschem India Ltd.	Holding Company	FY 22-23	See note-1	15.53
Shri Ganpati Fertilizer Ltd.	Interested Director	FY 22-23	See note-1	0.14
Shri Pankaj Ostwal	Managing Director	FY 22-23	See note-1	10.88
Loan Given (Short Term)				
Ostwal Phoschem India Ltd.	Holding Company	FY 22-23	See note-1	3450.00
Krishana Phoschem Ltd.	Interested Director	FY 22-23	See note-1	4170.00
Shri Ganpati Fertilizer Ltd.	Interested Director	FY 22-23	See note-1	2760.00
Interest Received (Short Term loan)				
Ostwal Phoschem India Ltd.	Holding Company	FY 22-23	See note-1	11.63
Krishana Phoschem Ltd.	Interested Director	FY 22-23	See note-1	42.51
Shri Ganpati Fertilizer Ltd.	Interested Director	FY 22-23	See note-1	31.65

Name(s) of the related party	Nature of relationship	Duration of contract	Salient terms	Amount (In Lakh)
Loan Given (Long Term)				
Shri Ganpati Fertilizer Ltd.	Interested Director	FY 22-23	See note-1	750
Interest Received (Long Term loan)				
Shri Ganpati Fertilizer Ltd.	Interested Director	FY 22-23	See note-1	0.19
Security Deposit Given to				
Krishana Phoschem Ltd.	Interested Director	FY 22-23	See note-1	800.00

Note:

1. Terms of the contract confirm to the prevailing market rates and all the care has been taken to ensure reasonability of prices compare to the prevailing rates in the market, better quality products and timely supply.
2. Appropriate approvals have been taken for related party transactions.
3. Advance paid have been adjusted against billing, wherever applicable.

For and on behalf of the Board of Directors

Date 24.04.2023
Place Bhilwara (Raj)

(Pankaj Ostwal)
Managing Director
DIN 02586806

(Sourabh Gupta)
Whole Time Director &
Chief Financial Officer
DIN 07177647

Annexure VII

CORPORATE GOVERNANCE REPORT 2022-23

1. Corporate Governance Philosophy on Code of Corporate Governance

Corporate Governance has been an integral part of the way we are doing our business. As a good corporate citizen, the Company is committed to sound corporate practices based on conscience, openness, fairness, professionalism and accountability in building confidence of its various stakeholders in it thereby paving the way for its long-term success. The Company believes that good Corporate Governance emerges from the application of the best and sound management practices and compliance with the laws coupled with adherence to the highest standards of transparency and business ethics.

The Company believes that sound ethical practices, transparency in operations and timely disclosures go a long way in enhancing long-term shareholders' value while safeguarding the interest of all the stakeholders. It is this conviction that has led the Company to make strong corporate governance values intrinsic to all its operations. The Company is led by Board, which includes independent directors. The Board provides strong oversight and strategic counsel. The Company has established systems and procedures to ensure that the Board of the Company is well-informed and well-equipped to fulfill its oversight responsibilities and to provide management the strategic direction it needs. In terms of Securities and Exchange Board of India (Listing Obligations and Disclosure Requirements) Regulations, 2015, the details of compliances, are as follows:-

2. Board of Directors

Composition of the Board

As on March 31, 2023, the Company's Board comprised of 8 (Eight) Directors viz., 3(Three) Independent Non-Executive Directors, 1 (One) Women Independent Non-Executive Directors, 1 (One) Promoter and Managing Director, 1 (One) Whole time Director & CFO, and 2 (Two) Promoter and Non-Executive Director. The Chairman of the Board is also Promoter Non – Executive Director.

Details of Board of Director's category, attendance at the Board Meetings and last Annual General Meeting (AGM), number of other Directorships and Committee positions as on 31st March, 2023 are given below:

Sr. No.	Name of the Director	Category/ Status of Directorship	No. of Board Meetings during year	No. of Board Meetings attended	Whether Attended AGM	No. of Directorships in other Public Limited Companies	No. of Committee positions held in Public Limited Companies		No. of Equity Shares held in the Company
							Chairman	Member	
1	Pankaj Ostwal	Managing Director	12	12	Yes	1. Ostwal Phoschem (India) Limited (Non-Executive Director) 2. Krishana Phoschem Limited (Non-Executive Director) 3. Shri Ganpati Fertilizers Limited (Executive Director)	-	4	402030
2	Sourabh Gupta	Whole Time Director and Chief Financial Officer	12	12	Yes	-	-	-	-
3	Praveen Ostwal	Non- Executive Director	12	12	Yes	1. Ostwal Phoschem (India) Limited (Non-Executive Director) 2. Krishana Phoschem Limited (Managing Director)	-	3	665400
4	Mahendra Kumar Ostwal	Chairman cum Non-Executive Director	12	12	Yes	1. Ostwal Phoschem (India) Limited (Managing Director) 2. Krishana Phoschem Limited (Non-Executive Director)	-	1	17000
5	Gopal Inani	Non-Executive Independent Director	12	7	Yes	1. Krishana Phoschem Limited (Non-Executive Independent Director) 2. Shri Ganpati Fertilizers Limited (Non-Executive Independent Director)	5	10	500
6	Paras Mal Surana	Non-Executive Independent Director	12	12	No	-	-	3	-

Sr. No.	Name of the Director	Category/ Status of Directorship	No. of Board Meetings during year	No. of Board Meetings attended	Whether Attended AGM	No. of Directorships in other Public Limited Companies	No. of Committee positions held in Public Limited Companies		No. of Equity Shares held in the Company
							Chairman	Member	
7	Shruti Babel	Woman Non-Executive Independent Director	12	12	No	-	-	-	100
8	Bheru Lal Ostwal	Independent Non-Executive Director	12	12	No	1. Ostwal Phoschem (India) Limited (Non-Executive Independent Director) 2. Krishana Phoschem Limited (Non-Executive Independent Director)	4	6	88900

Number of Board Meetings

The Board of Directors duly met 12 (Twelve) times on 30th April 2022, 30th May 2022, 13th June 2022, 30th June 2022, 29th July 2022, 23rd August 2022, 26th September 2022, 19th October 2022, 03rd November 2022, 23th January 2023, 02nd March 2023 and 14th March 2023. The maximum time gap between any two consecutive board meetings was less than 120 days.

Disclosure of relationships between directors inter-se

Sh. Pankaj Ostwal, Managing Director on the Board of Directors is the Brother of Sh. Praveen Ostwal, Non-Executive Director. Sh. Pankaj Ostwal, Managing Director and Sh. Praveen Ostwal, Non-Executive Director are the Son of Sh. Mahendra Kumar Ostwal, Chairman cum Non-Executive Director in the Company.

Number of shares and convertible instruments held by non-executive directors

Sh. Praveen Ostwal, who holds 665400 Equity Shares, Sh. Mahendra Kumar Ostwal who holds 17000 Equity Shares, Sh. Bheru Lal Ostwal who holds 88900 Equity Shares, Sh. Gopal Inani who holds 500 Equity Shares and Smt. Shurti Babel holds 100 Equity Shares in the Company.

Web link where details of familiarization programmes imparted to Independent Directors is disclosed:

All Independent Directors are familiarized with the Company and their roles, rights, responsibilities, nature of the industry in which the Company operates, business model of the Company, etc. from time to time.

The details regarding Independent Directors' Familiarization Programmes are given on the website of the Company and can be accessed at <http://mbapl.com/pdf/Familizaration-Programmes-for-Independent-Directors.pdf>.

Separate Meeting of the Independent Directors

During the reporting financial year, a separate Meeting of the Independent Directors of the Company, was held on 30th March, 2023, at the Registered Office of the Company at 5-O-21, Basement, R.C. Vyas Colony, Bhilwara 311001, whereat the following items as enumerated under Schedule IV to the Companies Act, 2013 and Regulation 25 of the SEBI (Listing Obligations and Disclosure Requirements) Regulations, 2015 were discussed:

- Reconstitution of the Independent Director Committee.
- Review of performance of Non-Independent Directors and the Board as a whole.
- Review of performance of the Chairperson of the Company.
- Assessment of the quality, quantity and timeliness of flow of information between the Company management and the Board that is necessary for the Board to effectively and reasonably perform their duties.

List of skills/expertise/competencies required to function the business effectively:

The following list of core skills/ expertise/ competencies are identified by the Board of Directors as required in the context of Business(es) and sector(s) for it to function effectively and those actually available with the Board of Directors.

Qualification & Knowledge: Directors should be financially literate and have a sound understanding of business strategy, corporate governance and board operations.

Integrity and Judgment: Directors should have the highest level of integrity, ethical character and the ability to exercise sound business judgment on a broad range of issues consistent with the Company's values.

Experience and Accomplishments: Directors should have significant experience and proven Superior performance in professional endeavors whether this experience is in business, government, and academic or with non-profit organizations.

Independence: Directors who are not current or former management should meet the spirit as well as the letter of the applicable independence standards. In addition, all Directors should be independent in their thought and judgment so that they represent the long-term interests of all shareholders of the Company.

Diversity: Directors should be capable of representing the multi-cultural nature of our global corporation with consideration being given to a diverse board in terms of gender and ethnic membership. In addition, the Committee shall take into account diversity in professional experience, skills and background.

Board Interaction: Directors should value board and team performance over individual performance, demonstrate respect for others and facilitate superior board performance. Directors should be willing and able to devote the time required to become familiar with Company's business and to be actively involved in the Board and its decision-making.

Skills: Directors should have expertise in one or more of the areas such as accounting and finance, technology, management, international business, compensation, legal, HR, corporate governance, strategy, industry knowledge and general business matters.

Confirmation pertaining to independent directors of the company:

In the opinion of the Board of Directors of the Company, Mr. Arvind Kothari, Mr. Paras Mal Surana, Mr. Bheru Lal Ostwal, Non-Executive Independent Directors and Shruti Babel, Woman Non- Executive Independent Director are Independent from the management and complies with the criteria of Independent Director as placed in Securities and Exchange Board of India

(Listing Obligations and Disclosure Requirements) Regulations, 2015 and the Companies Act, 2013.

Reasons for the resignation of an independent director: Mr. Arvind Kothari, Independent Director have resigned before the expiry of their tenure due to pre- occupation.

Audit Committee

(a) Brief description of terms of reference:

The terms of reference of the Audit Committee are in line with the provisions of Section 177 of the Companies Act, 2013 and the SEBI (Listing Obligations and Disclosure Requirements) Regulations, 2015. The role of the Audit Committee is to provide oversight over the accounting systems, financial reporting and internal controls of the Company.

The powers and role of the Audit Committee are as set out in the Listing Agreement and Section 177 of the Companies Act, 2013.

(b) Composition, Name of Members and Chairperson:

The Audit Committee comprises 3 (Three) Directors as members. All members are financially literate and possess sound knowledge of accounts, finance and audit matters. The Company Secretary of the Company acts as Secretary to the Audit Committee. The Internal Auditors of the Company attend the Meetings of the Audit Committee on invitation of the Chairman of the Committee. The Composition of Audit Committee of the Company, is given below:

Sr. No.	Name	Name Designation	Position in Committee
1.	Shri Bheru Lal Ostwal	Non-Executive-Independent Director	Chairman
2.	Shri Pankaj Ostwal	Managing Director	Member
3.	Shri Gopal Inani	Non-Executive-Independent Director	Member

(c) Meetings and attendance during the year:

Four Audit Committee Meetings were held during the year ended March 31, 2023. The maximum time gap between any of the two meetings was not more than one hundred and twenty days.

The dates on which the Audit Committee meetings held are 30th May 2022, 29th July 2022, 03rd November 2022, and 23rd January 2023.

Details of the Members participation at the Meetings of the Committee are as under:

Name of Director	Designation	Number of Meetings	
		Held	Attended
Bheru Lal Ostwal	Chairman	4	4
Pankaj Ostwal	Member	4	4
Gopal Inani	Member	4	4

4. Nomination and Remuneration Committee

(a) Brief description of terms of reference:

Identify persons who are qualified to become directors and may be appointed in senior management in accordance with the criteria laid down, recommend to the Board their appointment and removal and shall carry out evaluation of every director's performance;

Formulate the criteria for determining the qualifications, positive attributes and independence of a director and recommend to the Board a policy relating to the remuneration for directors, KMPs and other employees;

Formulation of criteria for evaluation of performance of independent directors and the board of directors;

Devising a policy on diversity of board of directors;

Whether to extend or continue the term of appointment of the independent director, on the basis of the report performance evaluation of independent directors;

Determine our Company's policy on specific remuneration package for the Managing Director / Executive Director including pension rights;

Decide the salary, allowances, perquisites, bonuses, notice period, severance fees and increment of Executive Directors;

Define and implement the Performance Linked Incentive Scheme (including ESOP of the Company) and evaluate the performance and determine the amount of incentive of the Executive Directors for that purpose.

Decide the amount of Commission payable to the Whole time Directors;

Review and suggest revision of the total remuneration package of the Executive Directors keeping in view the performance of the Company, standards prevailing in the industry, statutory guidelines etc. and

To formulate and administer the Employee Stock Option Scheme.

(b) Composition, Name of Members and Chairperson:

The Nomination and Remuneration Committee was constituted by the Board with three Independent Directors. The Chairman of this Committee is Independent Director.

The Company Secretary acts as the Secretary of the Committee.

The Nomination and Remuneration Committee of the Company as under: -

Sr. No.	Name	Name Designation	Position in Committee
1.	Bheru Lal Ostwal	Non-Executive-Independent Director	Chairman
2.	Gopal Inani	Non-Executive-Independent Director	Member
3.	Paras Mal Surana	Non-Executive-Independent Director	Member

(c) Meetings and attendance during the year:

During the year, 2 Committee Meetings were held on 29th July 2022 and 26th September 2022.

Details of the Members participation at the Meetings of the Committee are as under:

Name of Director	Designation	Number of Meetings	
		Held	Attended
Bheru Lal Ostwal	Chairman	2	2
Gopal Inani	Member	2	2
Paras Mal Surana	Member	2	2

(d) Performance evaluation criteria for Independent Directors:

The Nomination and Remuneration Committee of the Board laid out the evaluation criteria for performance evaluation of the Board, its Committees and all the individual directors, in adherence of SEBI (Listing Obligations and Disclosure Requirements) Regulations, 2015. The performance evaluation for the financial year was carried out in accordance with the criteria aid out by the Nomination and Remuneration Committee. The evaluation of all directors (including Independent Directors) was done by the entire Board of Directors (excluding the Director being evaluated).

5. Remuneration of director

(a) **All pecuniary relationship or transactions of the non-executive director's visà-vis Company:** None

(b) **Criteria of making payments to Non-Executive Directors:**

The Company has adopted a Nomination and Remuneration Policy for Directors, Key Managerial Personnel and other Employees; regulated by the Nomination and Remuneration Committee of the Board. The Policy is also available on the website of the Company www.mbapl.com in the 'Investor Handbook' section in 'Investor Relation'.

6. Stakeholders' Relationship Committee

Composition, Name of Members and Chairperson:

The Stakeholder Relationship Committee was constituted by the Board with two Independent Directors and one executive Director. The Chairman of this Committee is Independent Director. During the year the 4 Stakeholder Relationship Committee Meetings were held on 30th May 2022, 29th July 2022, 03rd November 2022 and 23rd January 2023. The Company Secretary acts as the Secretary of the Committee.

The constituted Stakeholders Relationship Committee comprises the following:

Sr. No.	Name	Name Designation	Position in Committee
1.	Gopal Inani	Non-Executive-Independent Director	Chairman
2.	Pankaj Ostwal	Managing director	Member
3.	Bheru Lal Ostwal	Non-Executive-Independent Director	Member

(a) **Name of Non-Executive Director heading the Committee:**

Shri Gopal Inani, Non-Executive Independent Director was appointed as the Chairman of the Stakeholders Relationship / Grievance Redressal Committee.

(b) **Name and designation of Compliance officer:** Ms. Pallavi Sukhwai, Company Secretary

(c) **A Summary of complaints received and resolved by the Company during the period under review is given below:**

No. of Investor Complaints received	No. of Investor Complaints disposed	No. of Investor Complaints those remaining unresolved
0	0	0

7. RISK MANAGEMENT COMMITTEE:

The Board of Directors of the Company have constituted a Risk Management Committee to inter-alia, assist the Board in overseeing the responsibilities with regard to identification, evaluation and mitigation of operational, strategic and external environmental risks.

The Committee is constituted and functions as per Regulation 21 read with Schedule II of the SEBI Listing Regulations to frame, implement and monitor the risk management plan for the Company. The terms of reference enumerated in the Committee Charter, as mandated under the SEBI Listing Regulations are as follows:

- To review and evaluate management's identification of all major Risks to the business and cyber security.
- To assess the adequacy of management's Risk Assessment, its plans for Risk control or mitigation.
- To review, assess and discuss with the Management
 - any significant risks or exposures.
 - the steps management has taken to minimize such risks or exposures.
- To review and approve/amend from time to time the Company's underlying policies with respect to risk assessment and risk management

During the year 2 (Two) Risk Management Committee Meetings were held on 29th July 2022 and 23rd January 2023.

The composition of the RMC and attendance of its members at its meetings held during the year is as follows:

Sr. No.	Name	Designation	Position in Committee	No. of Meetings held during tenure	No. of Meetings attended
1.	Gopal Inani	Non-Executive-Independent Director	Chairman	2	2
2.	Pankaj Ostwal	Managing director	Member	2	2
3.	Bheru Lal Ostwal	Non-Executive-Independent Director	Member	2	2

8. Corporate Social Responsibility Committee

In compliance of Section 135 of the Companies Act, 2013 and the Companies (Corporate Social Responsibility Policy) Rules, 2014, the Board has constituted a Corporate Social Responsibility Committee. The composition of the Corporate Social Responsibility (CSR) Committee as at March 31, 2023 is as under:

Name of the Director	Designation	Nature of Directorship
Gopal Inani	Chairman	Non-Executive Independent Director
Paras Mal Surana	Member	Non-Executive Independent Director
Bheru Lal Ostwal	Member	Non-Executive-Independent Director

During the year the Committee had 2 Meetings i.e., on 03rd November 2022 and 30th March 2023.

9. General Body Meetings

Annual General Meeting ("AGM"):

Particulars of last three Annual General Meetings:

AGM	Year Ended	Venue	Date	Time
25 th	March 31, 2022	Meeting conducted through two-way Video Conferencing ("VC") or Other Audio-Visual Means ("OAVM") pursuant to the MCA Circular	26 th September 2022	03:30 P.M.
24 th	March 31, 2021	Meeting conducted through two-way Video Conferencing ("VC") or Other Audio-Visual Means ("OAVM") pursuant to the MCA Circular	27 th September 2021	12:30 P.M.
23 rd	March 31, 2020	Meeting conducted through two-way Video Conferencing ("VC") or Other Audio-Visual Means ("OAVM") pursuant to the MCA Circular	25 th September 2020	11:30 A.M.

Extraordinary General Meeting:

No extraordinary general meeting of the members was held during FY 2022-23.

Special Resolutions passed in previous three Annual General Meetings

Following Special resolutions were passed by the Company during the last three Annual General Meetings (AGM) of the Company:

Date	Particulars
26 th September 2022	1. No Special Resolutions were passed
27 th September 2021	1. To consider and if thought fit, to pass, with or without modification, to approve and Re appointment of Mr. Sourabh Gupta as Whole Time Director cum Chief Financial Officer. 2. To consider and if thought fit, to pass, with or without modification, to approve and increase the overall managerial remuneration limit. 3. To consider and if thought fit, to pass, with or without modification, to approve and revision of remuneration of Mr. Pankaj Ostwal as Managing Director of the Company. 4. To consider and if thought fit, to pass, with or without modification, to approve and Payment of salary or Commission to Non-Executive Directors of the Company
26 th September, 2020	1. No Special Resolutions were passed

Resolution proposed to be passed through Postal Ballot

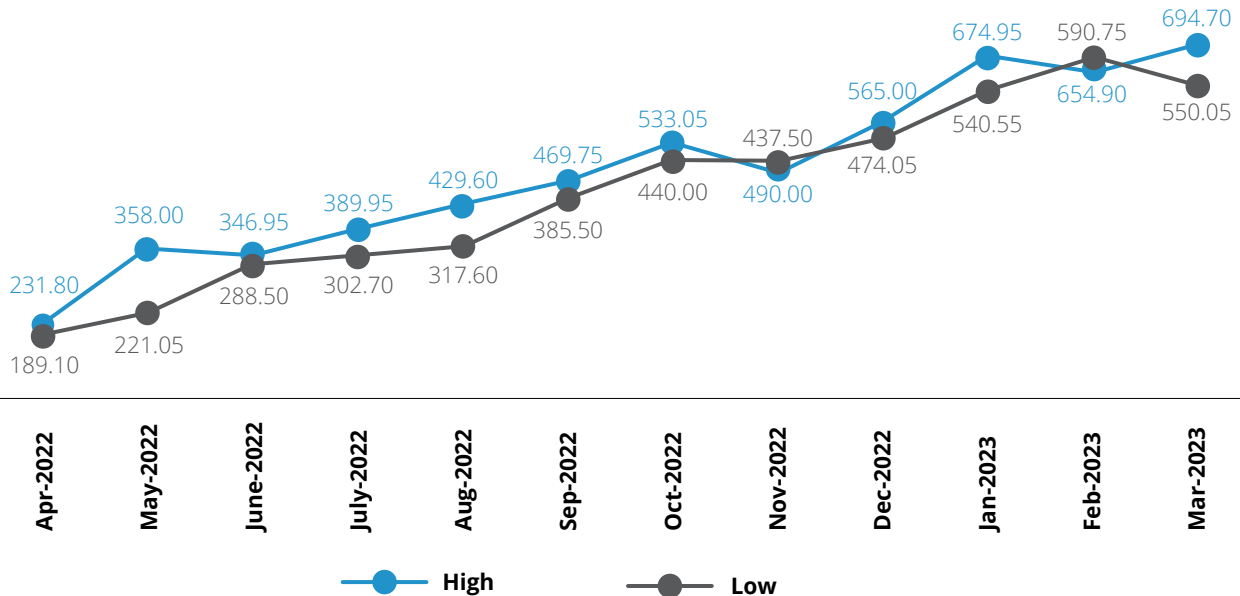
None of Business proposed to be transacted in the ensuing Annual General Meeting required the passing of a resolution by way of postal ballot.

9. Means of Communication

- 1). The unaudited quarterly results are announced within forty-five days from the close of the quarter and the Audited results are announced within sixty days from the close of the financial year. The financial results are immediately sent to the Stock Exchanges and also uploaded on the website of the Company - www.mbapl.com.
- 2). The Company has normally published in two newspapers viz. The Financial Express (English Edition) and Business Remedies (Hindi Edition).
- 3). The Company's website, www.mbapl.com provides comprehensive information to the Shareholders.
- 4). The Company has display the news release and Investor Presentations on Company's website, www.mbapl.com

10. General Shareholders Information

Sr. No.	Salient Items of Interest	Particulars
1.	Annual General Meeting Date and Day Time Venue/Mode	On Tuesday, September 26, 2023. 11:00 AM Meeting conducted through Video Conference ("VC")/Other Audio-Visual Means ("OAVM")
2.	Financial Year	April 1 st 2022 to March 31 st , 2023
3.	Dividend Payment Date	Dividend will be paid within 30 days of the approval of the same in the Annual General Meeting
4.	Listing on Stock Exchanges	The Company's equity shares are listed on National Stock Exchange (NSE). The listing fee for the same has been paid.
5.	Symbol stock code	MBAPL ISIN : INE900L01010
6.	Market Price Data: High, Low during each month in Last Financial Year	



7.	Register and Transfer Agents	<p>BIGSHARE SERVICES PRIVATE LIMITED 1st Floor, Bharat Tin Works Building Opp. Vasant Oasis, Makwana Road, Marol, Andheri (East) Mumbai 400059 Maharashtra Tel No.: +91-22-62638200 Fax No.: +91-22-62638299 Email: ipo@bigshareonline.com Investor Grievance Email: investor@bigshareonline.com Website: www.bigshareonline.com Contact Person: Mr. Ashok Shetty SEBI Regn. No.: MB/INR000001385</p>
----	------------------------------	--

Sr. No.	Salient Items of Interest	Particulars																																																		
8.	Share Transfer System	As all the shares are held in dematerialized mode, the transfer takes place instantaneously between the transferor, transferee, and the Depository Participant through electronic debit/credit of the accounts involved.																																																		
9.	Distribution of Shareholding (as on 31.03.2023)																																																			
	Shareholding	<table border="1"> <thead> <tr> <th></th> <th>No. of Shareholders</th> <th>Percentage of Shareholder</th> <th>Share Amount</th> <th>Percentage of Shareholding</th> </tr> </thead> <tbody> <tr> <td>1-5000</td> <td>8601</td> <td>94.36</td> <td>4088410</td> <td>0.93</td> </tr> <tr> <td>5001-10000</td> <td>203</td> <td>2.23</td> <td>1508090</td> <td>0.35</td> </tr> <tr> <td>10001-20000</td> <td>109</td> <td>1.20</td> <td>1575330</td> <td>0.36</td> </tr> <tr> <td>20001-30000</td> <td>36</td> <td>0.39</td> <td>896560</td> <td>0.20</td> </tr> <tr> <td>30001-40000</td> <td>18</td> <td>0.20</td> <td>663210</td> <td>0.15</td> </tr> <tr> <td>40001-50000</td> <td>17</td> <td>0.19</td> <td>782640</td> <td>0.18</td> </tr> <tr> <td>50001-100000</td> <td>36</td> <td>0.39</td> <td>2728860</td> <td>0.62</td> </tr> <tr> <td>100001-999999999</td> <td>95</td> <td>1.04</td> <td>425891600</td> <td>97.21</td> </tr> <tr> <td>Total</td> <td>9115</td> <td>100.00</td> <td>438134700</td> <td>100.00</td> </tr> </tbody> </table>		No. of Shareholders	Percentage of Shareholder	Share Amount	Percentage of Shareholding	1-5000	8601	94.36	4088410	0.93	5001-10000	203	2.23	1508090	0.35	10001-20000	109	1.20	1575330	0.36	20001-30000	36	0.39	896560	0.20	30001-40000	18	0.20	663210	0.15	40001-50000	17	0.19	782640	0.18	50001-100000	36	0.39	2728860	0.62	100001-999999999	95	1.04	425891600	97.21	Total	9115	100.00	438134700	100.00
	No. of Shareholders	Percentage of Shareholder	Share Amount	Percentage of Shareholding																																																
1-5000	8601	94.36	4088410	0.93																																																
5001-10000	203	2.23	1508090	0.35																																																
10001-20000	109	1.20	1575330	0.36																																																
20001-30000	36	0.39	896560	0.20																																																
30001-40000	18	0.20	663210	0.15																																																
40001-50000	17	0.19	782640	0.18																																																
50001-100000	36	0.39	2728860	0.62																																																
100001-999999999	95	1.04	425891600	97.21																																																
Total	9115	100.00	438134700	100.00																																																
10.	Dematerialization of shares and Liquidity	All the Equity shares i.e. 100 % of the total issued, subscribed and paid-up equity share capital of the Company was held in dematerialized form.																																																		
11.	Outstanding GDRs/ADRs/ Warrants or any Convertible instruments, conversion date and likely impact on equity	Not Applicable																																																		
12.	Plant Locations	1. Village Rajoua, Distt: - Sagar (M.P.) 2. Village Sourai Tehsil – Banda, Distt: - Sagar (M.P.)																																																		
13.	Address for correspondence	5-O-21, Basement R. C. Vyas Colony, Bhilwara – 311001, Rajasthan, India. Ph. No. 91-1482-237104/ 239091/ 230060 Email: secretarial@mbapl.com ; Website: www.mbapl.com																																																		
14.	list of all credit ratings obtained by the entity along with any revisions thereto during the relevant financial year, for all debt instruments of such entity or any fixed deposit programme or any scheme or proposal of the listed entity involving mobilization of funds, whether in India or abroad.	Not Applicable																																																		

11. Other Disclosures

(a) Related Party Transactions:

During the year, none of the transactions with the related parties were in conflict with the interest of the Company at large.

All the related party transactions have been disclosed in the notes to the accounts of the Balance Sheet presented in the Annual Report.

(b) Details of non-compliance:

There were no strictures or penalties imposed by either SEBI or Stock Exchanges or any Statutory Authority for non-compliance of any matter related to the capital markets during the last three years.

(c) Vigil Mechanism / Whistle Blower Policy:

The Company has formulated Whistle Blower Policy for vigil mechanism of Directors and employees to report to the management about the unethical behavior, fraud or violation of Company's Code of Conduct. None of the person of the Company has been denied access to the Audit Committee.

The Whistle Blower Policy is displayed on the Company's website viz. <http://mbapl.com/pdf/Vigil-mechanism.pdf>

(d) Details of compliance with mandatory requirements and adoption of the non-mandatory requirements:

The Company has fully complied with the mandatory requirements of SEBI (Listing Obligations and Disclosure Requirements) Regulations, 2015.

(e) Web link where policy for determining 'material' subsidiaries is disclosed:

The policy for determining 'material' subsidiaries is available on the website of the Company at <http://mbapl.com/pdf/Material-Subsidiaries-Policy.pdf>

(f) Web link where policy on dealing with related party transactions is disclosed:

The policy on dealing with related party transactions is available on the website of the Company at <http://mbapl.com/pdf/Policy-on-related-party-transactions.pdf>

(g) Commodity price risk or foreign exchange risk and hedging activities:

The Company has a proper Risk Management Practices and any risk arising from exposure to foreign currency for exports and imports is being hedged on a continuous basis. As of now, the Company does not hedge any commodity price risk.

(h) Details of utilization of funds raised through preferential allotment or qualified institutional placement as specified under regulation 32(7A).

Not Applicable

(i) Certificate from the Practicing Company Secretary for the Non - Disqualification of Directors under SEBI (LODR), 2015- Regulation 34(3):

The Company has received Certificate from Practicing Company secretary, M/s. Sourabh Bapna & Associates, regarding that none of the directors on the Board of the

Company have been debarred or disqualified from being appointed or continuing as a director of companies by the Board, Ministry of Corporate Affairs or any other statutory authority as on March 31, 2023.

(j) Where the Board has not accepted any recommendation of any committee of the Board which is mandatorily required in the relevant financial year the same to be disclosed along with the reason thereof: - Not Applicable

(k) Total fees of all service paid by the listed company and its Subsidiary, on a consolidated basis, to the statutory auditor and all entities in the network firm/network entity of which the statutory auditor is a part: - ₹ 2,00,000 per annum.

(l) Disclosure under the Sexual Harassment of Women at the Workplace (Prevention, Prohibition & Redressal) Act, 2013.

The company has in place an Anti-Sexual Harassment Policy in line with the requirement of the Sexual Harassment of Women at the Workplace (Prevention, Prohibition and Redressal) Act, 2013. Internal Complaints Committee (ICC) has been set up to redress complaints received regarding sexual harassment. All employees (permanent, contractual, temporary, trainee) are covered under this policy.

The following is a summary of sexual harassment complaints received and disposed off during the year 2022-23.

No. of complaints received: Nil

No. of complaints disposed off: Nil

(m) Disclosure by listed entity and its subsidiaries of 'Loans and advances in the nature of loans to firms/companies in which directors are interested by name and amount (Provided that this requirement shall be applicable to all listed entities except for listed banks):

Particulars	(₹ in Lakhs)	
	Outstanding as at 31 st March 2023	Outstanding as at 31 st March 2022
i) Loan to Holding Company	-	-
ii) Loan to Associates Company	-	-
iii) In the nature of loans to firms/companies in which directors are interested	2236.56	-

(n) Details of material subsidiaries of the listed entity; including the date and place of incorporation and the name and date of appointment of the statutory auditors of such subsidiaries: N.A.

(o) The Company have any share in the demat suspense account or unclaimed suspense account: None

(p) Instance of non-Compliance of any requirement of corporate governance report:

There has been no instance of non-compliance of any requirement of corporate governance report.

(q) Disclosure of compliance of regulation 17 to 27 and clauses (b) to (i) of sub regulation (2) of regulation 46:

The Company has complied with all the mandatory requirements specified in Regulations 17 to 27 and clauses (b) to (i) of sub-regulation (2) of Regulation 46 of the SEBI (Listing Obligations and Disclosure Requirements) Regulations, 2015.

(r) Disclosure of Accounting Treatment:

In the preparation of the financial statements, the Company has followed the Accounting Standards referred to in Section 133 of the Companies Act, 2013. The significant accounting policies which are consistently applied are set out in the Notes to the Financial Statements.

(s) CEO and CFO Certification:

The Chairman and Managing Director and Chief Financial Officer of the Company give annual Compliance Certificate in accordance with Regulation 17(8) read with Part B of Schedule II of SEBI (Listing Obligations and Disclosure Requirements) Regulations, 2015 with the Stock Exchange(s). The annual Compliance Certificate given by Chairman and Managing Director and Chief Financial Officer is attached with this Report an integral part of the Annual Report.

(t) Code of conduct for Board Members and Senior Management Personnel:

The Board had approved a code of conduct for Board Members and Senior Management Personnel of the company which also incorporates the duties of Independent directors as laid down in Companies act, 2013. The Code has been displayed on the company's website www.mbapl.com. The Board Members and Senior Management Personnel have affirmed compliance with the aforesaid code.

(u) Compliance certificate from either the auditors or practicing company secretaries regarding compliance of conditions of corporate governance:

The Company taken Certificate from the Practicing Company secretaries, M/s. Sourabh Bapna & Associates, regarding compliance of conditions of corporate governance is attached with this Report an integral part of the Annual Report.

For and on behalf of the Board of Directors

Date 24.04.2023
Place Bhilwara (Raj)

(Pankaj Ostwal)
Managing Director
DIN 02586806

(Sourabh Gupta)
Whole Time Director &
Chief Financial Officer
DIN 07177647

CERTIFICATE ON COMPLIANCE WITH THE CONDITIONS OF CORPORATE GOVERNANCE

To
The Members,
Madhya Bharat Agro Products Limited

We have examined the compliance conditions of corporate governance by Madhya Bharat Agro Products Limited for the Financial year ended March 31, 2023 as stipulated in Chapter IV of the SEBI (Listing Obligations and Disclosure Requirements) Regulations, 2015 pursuant to the Listing Agreement of the said Company with stock exchanges.

The compliance of conditions of Corporate Governance is the responsibility of the management. Our examination was in accordance with the Guidance Note on Certification of Corporate Governance, issued by the Institute of Company Secretaries of India and was limited to procedures and implementation thereof, adopted by the Company for ensuring compliance of the conditions of Corporate Governance. It is neither an audit nor an expression of opinion on the financial statements of the Company.

In our opinion and to the best of our information and according to the explanations given to us,

We certify that the Company has complied with the conditions of Corporate Governance as stipulated in the SEBI (Listing Obligations and Disclosure Requirements) Regulations, 2015.

We further state that such compliance is neither an assurance as to the future viability of the Company nor the efficiency or effectiveness with which the management has conducted the affairs of the Company.

For Sourabh Bapna & Associates

Practicing Company Secretary

(Sourabh Bapna)

Proprietor
C.P. No. 19968
M. No. A51505

Date: 24.04.2023

Place: Bhilwara

CERTIFICATION FROM THE MANAGING DIRECTOR AND THE CFO

In terms of Regulation 34(3) of the SEBI (LODR) Regulation, 2015, we hereby certify as under:

- a) We have reviewed financial statements and the cash flow statement for the year ended March 31, 2023 and that to the best of our knowledge and belief:
 - i. these statements do not contain any materially untrue statement or omit any material fact or contain statements that might be misleading;
 - ii. These statements together present a true and fair view of the Company's affairs and are in compliance with existing accounting standards, applicable laws and regulations.
- b) There are, to the best of our knowledge and belief, no transactions entered into by the Company during the year which are fraudulent, illegal or violates the Code of Conduct of the Company.
- c) We accept responsibility for establishing and maintaining internal controls for financial reporting and that we have evaluated the effectiveness of internal control systems of the Company pertaining to financial reporting. We have disclosed to the auditors and the Audit Committee, deficiencies in the design or operation of such internal controls, if any, of which we are aware and the steps we have taken or propose to take to rectify these deficiencies.
- d) We do further certify that there has been:
 - i. No Significant changes in internal control over financial reporting during the year;
 - ii. No Significant changes in accounting policies during the year;
 - iii. No Instances of fraud of which we have become aware and the involvement therein, of the management or an employee having significant role in the Company's internal control system over financial reporting.

For and on behalf of the Board of Directors

Date 24.04.2023
Place Bhilwara (Raj)

(Pankaj Ostwal)
Managing Director
DIN 02586806

(Sourabh Gupta)
Whole Time Director &
Chief Financial Officer
DIN 07177647

Annexure VIII

MANAGEMENT DISCUSSION & ANALYSIS REPORT

INDUSTRY SCENARIO AND DEVELOPMENTS

The Company is mainly engaged in the manufacturing of fertilizer and chemical products. Out of three Primary nutrients viz N, P & K, which every soil requires, we are dealing in N and P nutrients through SSP and DAP/NPK complex Fertilizer. The winner in this field is those manufacturers who have integrated facilities and we are one among them. Demand of P has regularly increased and the same is ever growing with additional land coming under cultivation. The product being a part of agriculture revolution, received always Govt. support.

India still has capacity less than the demand and the deficit is met by imports. In India Less than 10% of total phosphate consumption fulfilled through indigenous rock.

OPPORTUNITIES

MBAPL to increase its market share in Fertilizer and chemical industries and thus enhanced its competitive strength with efficient operations. After commissioning of its DAP/NPK Plant, the Company has started focusing on strengthening its reach in the existing territories and expansion in new geographies in India through a concerted brand building approach, which offers an opportunity to the Company to enhance its sales volumes and market share. Following opportunities are also available for MBAPL:

- Government's focus on agriculture and agri reforms.
- Huge demand and import dependency in case of phosphoric fertilizers in the Country provides an opportunity to Company for expanding its NPK fertilizer base.
- MBAPL has completed another Backward integration plant to produce in-house Phosphoric Acid, sulphuric acid for its DAP/NPK/Complex Fertilizer.
- Growing area under micro irrigation and demand for nutrient based fertiliser.
- Enhanced focus on digital platform for better connectivity with end consumers via social media and mobile applications.

THREATS

- The demand variation due to change in monsoon pattern.
- Large scale variations in input costs and inability/delay of Government to synchronise such changes in their policies for fertilizer industry.
- Government regulation. Though for betterment of farmers but many time cause of anxiety.

- Potential threat of new entrants which could adversely impact leading market position in several products.
- Volatility in the prices of Raw material and variation in the foreign exchange rates may affect business.

FUTURE OUTLOOK

The demand for both Nitrogenous & Phosphatic fertilizers in India is increasing steadily, With the domestic production almost stagnant and the demand increasing, the supply deficit of final as well as raw material has to be met from imports.

To meet this challenge, the group has entered into an agreement with Jordan Phosphate Mines Company (JPMC), Jordan (A government undertaking) to import substantial quantity of Raw material to meet the growing demand and has also finalized supply arrangements with certain local manufacturers of fertilizers, to augment total fertilizer availability in our marketing territory through our own marketing channel.

Further, Company has started manufacturing of its rich value-added highly demanding products DAP & NPK Complex fertilizer variants in various regions in India with installed capacity of 2,40,000 MTPA. The Financial Year 2024 would be full-fledged year of functioning of this new project.

RISK & CONCERN

Changes in Government policy, currency risk, fluctuation in input prices may have an impact on Company's profitability.

The Fertiliser industry is subject to Government regulations and dependent upon subsidy policies of the Government of India. The changes in such policies and higher dependence on subsidy may sometimes adversely affect the Company.

Possible non-availability of indigenous raw materials & fertilizers and their rising prices for non-urea fertilizers are matters of concern. Considering the Company's plans for higher imports. Increase in operating costs, mainly finance costs on working capital etc. may adversely affect profitability.

Our business is mostly dependent upon the growth of agriculture and Agri-products which are subject to substantial risks faced by the Monsoon in India. Weather condition such as delayed monsoon or less rainfall may affect our business. These are all factors which are beyond the control of the private enterprise and would continue to be a challenge.

INTERNAL CONTROL SYSTEM AND THEIR ADEQUACY

The company has in place an adequate internal control system, which is commensurate with the size, scale and complexity of

the company. The internal auditors independently evaluate the adequacy of internal controls and concurrently audit the majority of the transactions in value terms. Independence of the audit compliance is ensured by the direct reporting of Internal Audit Division and Internal Auditors to the Audit Committee of the Board.

During the period under review the Internal Financial Control were tested and no reportable material weakness in the design or operation were observed.

SEGMENT WISE OR PRODUCT WISE PERFORMANCE

Based on the management approach as defined in Ind AS 108 - Operating Segments, the Chief Operating Decision Maker (CODM) evaluates the company's performance and allocates

resources based on an analysis of various performance indicators of business segment/s in which the company operates. The Company is primarily engaged in the business of Fertilizer manufacturing and other products are backward integration therefore management and CODM recognise Fertilizer segment as the sole business segment. Hence, disclosure of segment-wise information is not required and accordingly not provided.

OPERATIONAL PERFORMANCE

During the year under review, company has reported a turnover of ₹ 982.05 Crore as against of ₹ 491.49 Crore growing by 99.81% over last Financial Year and similarly Profit after tax at ₹ 124.20 Crore as against 57.02 crores in previous year was up by 117.82%.

KEY FINANCIAL RATIOS

Sr. No	Particulars of Ratio	31.03.2023	31.03.2022	change in Ratios %	Explanation for change in Ratios
1	Debtors Turnover	5.75	8.82	(34.81%)	i) Debtors turnover ratio decreased due to trading debtor arising on account of import of DAP. ii) Increasing PMT subsidy on NPK leading to disproportionate increase the level of subsidy outstanding.
2	Inventory Turnover	4.57	4.14	10.39%	due to better inventory management.
3	Interest Coverage Ratio	11.72	11.77	(0.42%)	No major change
4	Current Ratio	1.58	1.51	4.64%	No major change.
5	Debt Equity Ratio	0.98	0.80	22.5%	Debt-Equity Ratio increased due to higher availment of working capital limits to meet increased turnover, and availment of term loan to fund expansion.
6	Operating Profit Margin (%)	19.61%	18.05%	1.56%	No major change.
7	Net Profit Margin (%)	12.65%	11.60%	1.05%	No major change.

DETAILS PERTAINING TO RETURN ON NET-WORTH OF THE COMPANY

Sr. No	Particulars of Ratio	31.03.2023	31.03.2022	change in Ratios %	Explanation for change in Return on Net Worth
1	Return on Net Worth (%)	37.82%	27.77%	10.05%	Improved due to better performance

HUMAN RESOURCE DEVELOPMENT

As a part of ongoing exercise of the restructuring and re-organisation of the Company's business, the Company undertakes periodic comprehensive reviews of its HR policies and amends the same suitably from time to time, to meet the emerging business requirements. We have had cordial relations with the staff throughout the year.

CAUTIONARY STATEMENT

There are certain statements in this report which the Company believes are forward looking. The forward-looking statements stated in this report could significantly differ from the actual results due to certain risks and uncertainties, including but not limited to economic developments, Government actions, etc.

For and on behalf of the Board of Directors

(Pankaj Ostwal)
Managing Director
DIN 02586806

(Sourabh Gupta)
Whole Time Director &
Chief Financial Officer
DIN 07177647

Date 24.04.2023
Place Bhilwara (Raj)

Annexure IX

ANNUAL REPORT ON CORPORATE SOCIAL RESPONSIBILITY

1. Brief outline on CSR Policy of the Company.

CSR activities at Madhya Bharat Agro Products Limited is already in existence for the benefit of the society. It is recognized that integrating social, environmental and ethical responsibilities into the governance of businesses ensures the long-term success, competitiveness and sustainability.

Further, Corporate Social Responsibility makes a business sense as companies with effective CSR brings improvement in social strata which ultimately comes back to the company through increased demand of products. It also improves image as a socially responsible company.

The main objective of CSR policy is to make CSR a key business process for sustainable development of the society. Madhya Bharat Agro Products Limited will act as a good corporate citizen and aims at supplementing the role of Government in enhancing the welfare measures of the society within the framework of its policy.

The Corporate Social Responsibility Policy of the Company is available on the website of the Company <http://www.mbapl.com> in the 'Investor Handbook' under 'Investor Relation'.

2. Composition of CSR Committee-

Sl. No.	Name of Director	Designation / Nature of Directorship	Number of meetings of CSR Committee held during the year	Number of meetings of CSR Committee attended during the year
1.	Shri Gopal Inani	Chairman	2	2
2.	Shri Paras Mal Surana	Member	2	2
3.	Shri Bheru Lal Ostwal	Member	2	2

3. Provide the web-link where Composition of CSR committee, CSR Policy and CSR projects approved by the board are disclosed on the website of the company: - <http://www.mbapl.com>

4. Provide the details of Impact assessment of CSR projects carried out in pursuance of sub-rule (3) of rule 8 of the Companies (Corporate Social Responsibility Policy) Rules, 2014, if applicable (attach the report): - Not Applicable

5. Details of the amount available for set off in pursuance of sub-rule (3) of rule 7 of the Companies (Corporate Social Responsibility Policy) Rules, 2014 and amount required for set off for the financial year, if any

(₹ in lakhs)

Sl. No.	Financial Year	Amount available for set-off from preceding financial years (in Rs)	Amount required to be set-off for the financial year, if any (in Rs)
1	2021-2022	0.56	-
2	2020-2021	0.17	-
3	2019-2020	-	-
	TOTAL	0.73	

6. Average net profit of the company as per section 135(5): - 4395.07 lakhs

7. (a) Two percent of average net profit of the company as per section 135(5): - 87.90 Lakhs

(b) Surplus arising out of the CSR projects or programmes or activities of the previous financial years: Nil

(c) Amount required to be set off for the financial year, if any: - Nil

(d) Total CSR obligation for the financial year (7a+7b- 7c): - 87.90 Lakhs

8. (a) CSR amount spent or unspent for the financial year:

Total amount spent for the financial Year. (₹ in Lakhs)	Amount Unspent (₹ In Lakhs)				
	Total Amount transferred to Unspent CSR Account as per section 135(6)		Amount transferred to any fund specified under Schedule VII as per second proviso to section 135(5)		
	Amount	Date of transfer	Name of the Fund	Amount	Date of transfer
92.57	NA	NA	NA	NA	NA

(b) Details of CSR amount spent against ongoing projects for the financial year: - Not Applicable

1	2	3	4	5	6	7	8	9	10	11		
Sl. No.	Name of the Project.	Item from the list of activities in Schedule VII to the Act.	Local area (Yes/No).	Location of the project.		Project duration.	Amount allocated for the project (in ₹).	Amount spent in the current financial Year (in ₹).	Amount transferred to Unspent CSR Account for the project as per Section 135(6) (in ₹).	Mode of Implementation - Direct (Yes/No).	Mode of Implementation - Through Implementing Agency	
				State	District						Name	CSR Registration number
1.												
2.							NA					
3.												
	TOTAL											

(c) Details of CSR amount spent against other than ongoing projects for the financial year:

1	2	3	4	5	6	7	8		
Sl. No.	Name of the Project.	Item from the list of activities in Schedule VII to the Act.	Local area (Yes/No).	Location of the project.		Amount allocated for the project (in ₹).	Mode of Implementation - Direct (Yes/No).	Mode of Implementation - Through Implementing Agency	
				State	District			Name	CSR Registration number
1	Ensure Environmental Sustainability	Ensure Environmental Sustainability - Flora and Fauna	Yes	Madhya Pradesh	Sagar	7.53	Yes	-	-
2	Ensure Environmental Sustainability - Conservation of soil	Maintaining quality of soil, air and water	Yes	Rajasthan	Jaipur/Sikar/ Dausa/ Sawaimadhopur	51.02	Yes	-	-
3	Promotion and development of traditional art & Culture	Promotion and development of traditional art & Culture	Yes	Madhya Pradesh	Sagar	5.94	Yes		
4	Promoting education Construction of Building	Promoting Education	Yes	Madhya Pradesh	Sagar	2.72	Yes	-	-
5	Promoting education	Promoting education	No	New Delhi	New Delhi	11.00	No	Tera Panth Professional Forum	CSR00006105
6	Promoting Preventive Health Care Distribution of mask	Promoting Preventive Health Care	No	Madhya Pradesh	Sagar	0.09	Yes		

1	2	3	4	5		6	7	8	
				State	District			Name	CSR Registration number
Sl. No.	Name of the Project.	Item from the list of activities in Schedule VII to the Act.	Local area (Yes/No).	Location of the project.		Amount allocated for the project (in ₹).	Mode of Implementation - Direct (Yes/No).	Mode of Implementation - Through Implementing Agency	
1	Ensure Environmental Sustainability	Ensure Environmental Sustainability - Flora and Fauna	Yes	Madhya Pradesh	Sagar	7.53	Yes	-	-
7	Eradication of Poverty, Food Distribution & water	Eradicating hunger, poverty and malnutrition	No	Madhya Pradesh	Sagar	1.66	Yes	-	-
8	Promoting Sports	Promoting Sports	Yes	Madhya Pradesh	Sagar	12.50	Yes	-	-
9	Setting up old age homes	Setting up old age homes	Yes	Madhya Pradesh	Sagar	0.11	Yes	-	-
	Total					92.57			

(d) Amount spent in Administrative Overheads: Not Applicable

(e) Amount spent on Impact Assessment, if applicable: Not Applicable

(f) Total amount spent for the Financial Year (8b+8c+8d+8e): 92.57 Lakhs

(g) Excess amount for set off, if any

(₹ in lakhs)

Sl. No.	Particular	Amount (₹ in Lakhs)
(i)	Two percent of average net profit of the company as per section 135(5)	87.90
(ii)	Total amount spent for the Financial Year	92.57
(iii)	Excess amount spent for the financial year [(ii)-(i)]	5.40
(iv)	Surplus arising out of the CSR projects or programmes or activities of the previous financial years, if any	NIL
(v)	Amount available for set off in succeeding financial years [(iii)-(iv)]	5.40

9. (a) Details of Unspent CSR amount for the preceding three financial years:

Sl. No.	Preceding Financial Year.	Amount transferred to Unspent CSR Account under section 135 (6) (in ₹)	Amount spent in the reporting Financial Year (in ₹).	Amount transferred to any fund specified under Schedule VII as per section 135(6), if any.			Amount remaining to be spent in succeeding financial years. (in ₹)
				Name of the Fund	Amount (in Rs).	Date of transfer.	
1.							
2.				NA			
3.							
	TOTAL						

(b) Details of CSR amount spent in the financial year for ongoing projects of the preceding financial year(s):

1	2	3	4	5	6	7	8	9
Sl. No.	Project ID.	Name of the Project	Financial Year in which the project was commenced	Project duration	Total amount allocated for the project (in ₹).	Amount spent on the project in the reporting Financial Year (in Rs).	Cumulative amount spent at the end of reporting Financial Year. (in ₹)	Status of the project - Completed / Ongoing.
					N.A.			
	TOTAL							

10. In case of creation or acquisition of capital asset, furnish the details relating to the asset so created or acquired through CSR spent in the financial year: -

- (a) **Date of creation or acquisition of the capital asset(s)** - Not Applicable
- (b) **Amount of CSR spent for creation or acquisition of capital asset** - Not Applicable
- (c) **Details of the entity or public authority or beneficiary under whose name such capital asset is registered, their address etc.**- Not Applicable
- (d) **Provide details of the capital asset(s) created or acquired (including complete address and location of the capital asset)** - Not Applicable

11. Specify the reason(s), if the company has failed to spend two per cent of the average net profit as per section 135(5): - Not Applicable

For and on behalf of the Board of Directors

Date 24.04.2023
Place Bhilwara (Raj)

(Pankaj Ostwal)
Managing Director
DIN 02586806

(Gopal Inani)
Chairman CSR Committee
DIN 09642942

Independent Auditor's Report

To
The Members of
MADHYA BHARAT AGRO PRODUCTS LIMITED

Report on the Audit of the Standalone Financial Statements

Opinion

We have audited the accompanying standalone financial statements of MADHYA BHARAT AGRO PRODUCTS LIMITED (the "Company"), which comprise the Balance Sheet as at March 31st, 2023, the Statement of Profit and Loss (including Other Comprehensive Income), the Statement of Changes in Equity and the Statement of Cash Flows year ended on that date, and a summary of significant accounting policies and other explanatory information (hereinafter referred to as the "standalone financial statements").

In our opinion and to the best of our information and according to the explanations given to us, the aforesaid standalone financial statements give the information required by the Companies Act, 2013 (the "Act") in the manner so required and give a true and fair view in conformity with the Indian Accounting Standards prescribed under section 133 of the Act read with the Companies (Indian Accounting Standards) Rules, 2015, as amended, ("Ind AS") and other accounting principles generally accepted in India, of the state of affairs of the Company as at March 31st, 2023, the profit and total comprehensive income, changes in equity and its cash flows for the year ended on that date.

Basis for Opinion

We conducted our audit of the standalone financial statements in accordance with the Standards on Auditing ("SA's") specified under section 143(10) of the Act. Our responsibilities under those Standards are further described in the Auditor's Responsibilities for the Audit of the Standalone Financial Statements section of our report. We are independent of the Company in accordance with the Code of Ethics issued by the Institute of Chartered Accountants of India ("ICAI") together with the ethical requirements that are relevant to our audit of the standalone financial statements under the provisions of the Act and the Rules made thereunder, and we have fulfilled our other ethical responsibilities in accordance with these requirements and the ICAI's Code of Ethics. We believe that the audit evidence obtained by us is sufficient and appropriate to provide a basis for our audit opinion on the standalone financial statements.

Key Audit Matters

Key audit matters are those matters that, in our professional judgment, were of most significance in our audit of the standalone financial statements of the current period. These matters were addressed in the

Context of our audit of the standalone financial statements as a whole, and in forming our opinion thereon, and we do not provide a separate opinion on these matters. We have determined the matters described below to be the key audit matters to be communicated in our report.

Information Other than the Financial Statements and Auditor's Report Thereon

The Company's Board of Directors is responsible for the other information. The other information comprises the information included in the Management Discussion and Analysis, Board's Report including Annexures to Board's Report, Business Responsibility Report, Corporate Governance and Shareholder's Information, but does not include the standalone financial statements and our auditor's report thereon.

Our opinion on the standalone financial statements does not cover the other information and we do not express any form of assurance conclusion thereon.

In connection with our audit of the standalone financial statements, our responsibility is to read the other information and, in doing so, consider whether the other information is materially inconsistent with the standalone financial statements or our knowledge obtained during the course of our audit or otherwise appears to be materially misstated.

If, based on the work we have performed, we conclude that there is a material misstatement of this other information, we are required to report that fact. We have nothing to report in this regard.

Management's Responsibilities for the Standalone Financial Statements

The Company's Board of Directors is responsible for the matters stated in section 134(5) of the Act with respect to the preparation of these standalone financial statements that give a true and fair view of the financial position, financial performance, including other comprehensive income, changes in equity and cash flows of the Company in accordance with the Ind AS and other accounting principles generally accepted in India. This responsibility also includes maintenance of adequate accounting records in accordance with the provisions of the Act for safeguarding the assets of the Company and for preventing and detecting frauds and other irregularities; selection and application of appropriate accounting

policies; making judgments and estimates that are reasonable and prudent; and design, implementation and maintenance of adequate internal financial controls, that were operating effectively for ensuring the accuracy and completeness of the accounting records, relevant to the preparation and presentation of the standalone financial statements that give a true and fair view and are free from material misstatement, whether due to fraud or error.

In preparing the standalone financial statements, management is responsible for assessing the Company's ability to continue as a going concern, disclosing, as applicable, matters related to going Concern and using the going concern basis of accounting unless management either intends to liquidate the Company or to cease operations, or has no realistic alternative but to do so.

The Board of Directors are responsible for overseeing the Company's financial reporting process.

Auditor's Responsibilities for the Audit of the Standalone Financial Statements

Our objectives are to obtain reasonable assurance about whether the standalone financial statements as a whole are free from material misstatement, whether due to fraud or error, and to issue an auditor's report that includes our opinion. Reasonable assurance is a high level of assurance, but is not a guarantee that an audit conducted in accordance with SAs will always detect a material misstatement when it exists. Misstatements can arise from fraud or error and are considered material if, individually or in the aggregate, they could reasonably be expected to influence the economic decisions of users taken on the basis of these standalone financial statements.

As part of an audit in accordance with SAs, we exercise professional judgment and maintain professional skepticism throughout the audit. We also:

- Identify and assess the risks of material misstatement of the standalone financial statements, whether due to fraud or error, design and perform audit procedures responsive to those risks, and obtain audit evidence that is sufficient and appropriate to provide a basis for our opinion. The risk of not detecting a material misstatement resulting from fraud is higher than for one resulting from error, as fraud may involve collusion, forgery, intentional omissions, misrepresentations, or the override of internal control.
- Obtain an understanding of internal financial control relevant to the audit in order to design audit procedures that are appropriate in the circumstances. Under section 143(3)(i) of the Act, we are also responsible for expressing our opinion on whether the Company has adequate internal financial controls system in place and the operating effectiveness of such controls.
- Evaluate the appropriateness of accounting policies used and the reasonableness of accounting estimates and related disclosures made by the management.
- Conclude on the appropriateness of management's use of the going concern basis of accounting and, based on the audit evidence obtained, whether a material uncertainty exists related to events or conditions that may cast significant doubt on the Company's ability to continue as a going concern. If we conclude that a material uncertainty exists, we are required to draw attention in our auditor's report to the related disclosures in the standalone financial statements or, if such disclosures are inadequate, to modify our opinion. Our conclusions are based on the audit evidence obtained up to the date of our auditor's report. However, future events or conditions may cause the Company to cease to continue as a going concern.
- Evaluate the overall presentation, structure and content of the standalone financial statements, including the disclosures, and whether the standalone financial statements represent the underlying transactions and events in a manner that achieves fair presentation.

Materiality is the magnitude of misstatements in the standalone financial statements that, individually or in aggregate, makes it probable that the economic decisions of a reasonably knowledgeable user of the standalone financial statements may be influenced. We consider quantitative materiality and qualitative factors in (i) planning the scope of our audit work and in evaluating the results of our work; and (ii) to evaluate the effect of any identified misstatements in the standalone financial statements.

We communicate with those charged with governance regarding, among other matters, the planned scope and timing of the audit and significant audit findings, including any significant deficiencies in internal control that we identify during our audit.

We also provide those charged with governance with a statement that we have complied with relevant ethical requirements regarding independence, and to communicate with them all relationships and other matters that may reasonably be thought to bear on our independence, and where applicable, related safeguards.

From the matters communicated with those charged with governance, we determine those matters that were of most significance in the audit of the standalone financial statements of the current period and are therefore the key audit matters. We describe these matters in our auditor's report unless law or regulation precludes public disclosure about the matter or when, in extremely rare circumstances, we determine that a matter should not be communicated in our report because the adverse consequences of doing so would reasonably be expected to outweigh the public interest benefits of such communication.

Report on Other Legal and Regulatory Requirements

1) As required by Section 143(3) of the Act, based on our audit we report that:

- a) We have sought and obtained all the information and explanations which to the best of our knowledge and belief were necessary for the purposes of our audit.
- b) In our opinion, proper books of account as required by law have been kept by the Company so far as it appears from our examination of those books.
- c) The Balance Sheet, the Statement of Profit and Loss including Other Comprehensive Income, Statement of Changes in Equity and the Statement of Cash Flows dealt with by this Report are in agreement with the relevant books of account.
- d) In our opinion, the aforesaid standalone financial statements comply with the Ind AS specified under Section 133 of the Act.
- e) On the basis of the written representations received from the directors as on March 31st, 2023 taken on record by the Board of Directors, none of the directors is disqualified as on March 31st, 2023 from being appointed as a director in terms of Section 164(2) of the Act.
- f) With respect to the adequacy of the internal financial controls over financial reporting of the Company and the operating effectiveness of such controls, refer to our separate Report in "Annexure A". Our report expresses an unmodified opinion on the adequacy and operating effectiveness of the Company's internal financial controls over financial reporting.
- g) With respect to the other matters to be included in the Auditor's Report in accordance with the requirements of section 197(16) of the Act, as amended:

In our opinion and to the best of our information and according to the explanations given to us, the remuneration paid by the Company to its directors during the year is in accordance with the provisions of section 197 of the Act.

- h) With respect to the other matters to be included in the Auditor's Report in accordance with Rule 11 of the Companies (Audit and Auditors) Rules, 2014, as amended in our opinion and to the best of our information and according to the explanations given to us:
 - i) The Company does not have any pending litigations which would impact its financial position;
 - ii) The Company did not have any long-term contracts including derivatives contracts for which there were any material foreseeable losses;
 - iii) There has been no delay in transferring amounts, required to be transferred, to the Investor Education and Protection Fund by the Company and its subsidiary companies incorporated in India.
 - iv) a) The Management has represented that, to the best of its knowledge and belief, no funds (which are material either individually or in the aggregate) have been advanced or loaned or invested (either from borrowed funds or share premium or any other sources or kind of funds) by the Company to or in any other person or entity, including foreign entity ("Intermediaries"), with the understanding, whether recorded in writing or otherwise, that the Intermediary shall, whether, directly or indirectly lend or invest in other persons or entities identified in any manner whatsoever by or on behalf of the Company ("Ultimate Beneficiaries") or provide any guarantee, security or the like on behalf of the Ultimate Beneficiaries;

- b) The Management has represented, that, to the best of its knowledge and belief, no funds (which are material either individually or in the aggregate) have been received by the Company from any person or entity, including foreign entity ("Funding Parties"), with the understanding, whether recorded in writing or otherwise, that the Company shall, whether, directly or indirectly, lend or invest in other persons or entities identified in any manner whatsoever by or on behalf of the Funding Party ("Ultimate Beneficiaries") or provide any guarantee, security or the like on behalf of the Ultimate Beneficiaries;
 - c) Based on the audit procedures that have been considered reasonable and appropriate in the circumstances, nothing has come to our notice that has caused us to believe that the representations under sub-clause (i) and (ii) of Rule 11(e), as provided under (a) and (b) above, contain any material misstatement.
 - v) As stated in Note 13.2 to the standalone financial statements
 - a) The final dividend proposed in the previous year, declared and paid by the Company during the year is in accordance with Section 123 of the Act, as applicable.
 - b) The Board of Directors of the Company have proposed final dividend for the year which is subject to the approval of the members at the ensuing Annual General Meeting. The amount of dividend proposed is in accordance with section 123 of the Act, as applicable.
- 2) As required by the Companies (Auditor's Report) Order, 2020 ("the Order") issued by the Central Government in terms of Section 143(11) of the Act, we give in "Annexure B" a statement on the matters specified in paragraphs 3 and 4 of the Order.

For **M/s Ashok Kanther & Associates**
Chartered Accountants
(Firm's Registration No. 050014C)

Ashok Kanther

Partner

(Membership No. 043571)

UDIN : 23043571BGUCQP8764

Place: Bhilwara

Date: April 24th, 2023

Annexure “A” to the Independent Auditor’s Report

(Referred to in paragraph 1 (f) under ‘Report on Other Legal and Regulatory Requirements’ section of our report to the Members of MADHYA BHARAT AGRO PRODUCTS LIMITED of even date)

Report on the Internal Financial Controls over Financial Reporting under Clause (i) of Sub-section 3 of Section 143 of the Companies Act, 2013 (“the Act”)

We have audited the internal financial controls over financial reporting of **MADHYA BHARAT AGRO PRODUCTS LIMITED** (the “Company”) as of March 31st, 2023 in conjunction with our audit of the standalone financial statements of the Company for the year ended on that date.

Management’s Responsibility for Internal Financial Controls

The Board of Directors of the Company is responsible for establishing and maintaining internal financial controls based on the internal control over financial reporting criteria established by the Company considering the essential components of internal control stated in the Guidance Note on Audit of Internal Financial Controls Over Financial Reporting issued by the Institute of Chartered Accountants of India (the “ICAI”). These responsibilities include the design, implementation and maintenance of adequate internal financial controls that were operating effectively for ensuring the orderly and efficient conduct of its business, including adherence to respective company’s policies, the safeguarding of its assets, the prevention and detection of frauds and errors, the accuracy and completeness of the accounting records, and the timely preparation of reliable financial information, as required under the Companies Act, 2013.

Auditor’s Responsibility

Our responsibility is to express an opinion on the Company’s internal financial controls over financial reporting of the Company based on our audit. We conducted our audit in accordance with the Guidance Note on Audit of Internal Financial Controls Over Financial Reporting (the “Guidance Note”) issued by the ICAI and the Standards on Auditing prescribed under Section 143(10) of the Companies Act, 2013, to the extent applicable to an audit of internal financial controls. Those Standards and the Guidance Note require that we comply with ethical requirements and plan and perform the audit to obtain reasonable assurance about whether adequate internal financial controls over financial reporting was established and maintained and if such controls operated effectively in all material respects.

Our audit involves performing procedures to obtain audit evidence about the adequacy of the internal financial controls system over financial reporting and their operating effectiveness. Our audit of internal financial controls over financial reporting included obtaining an understanding of internal financial controls over financial reporting, assessing the risk that a material weakness exists, and testing and evaluating the design and operating effectiveness of internal control based on the assessed risk. The procedures selected depend on the auditor’s judgement, including the assessment of the risks of material misstatement of the financial statements, whether due to fraud or error.

We believe that the audit evidence we have obtained, is sufficient and appropriate to provide a basis for our audit opinion on the Company’s internal financial controls system over financial reporting

Meaning of Internal Financial Controls over Financial Reporting

A company’s internal financial control over financial reporting is a process designed to provide reasonable assurance regarding the reliability of financial reporting and the preparation of financial statements for external purposes in accordance with generally accepted accounting principles. A company’s internal financial control over financial reporting includes those policies and procedures that (1) pertain to the maintenance of records that, in reasonable detail, accurately and fairly reflect the transactions and dispositions of the assets of the company; (2) provide reasonable assurance that transactions are recorded as necessary to permit preparation of financial statements in accordance with generally accepted accounting principles, and that receipts and expenditures of the company are being made only in accordance with authorizations of management and directors of the company; and (3) provide reasonable assurance regarding prevention or timely detection of unauthorized acquisition, use, or disposition of the company’s assets that could have a material effect on the financial statements.

Inherent Limitations of Internal Financial Controls over Financial Reporting

Because of the inherent limitations of internal financial controls over financial reporting, including the possibility of collusion or improper management override of controls, material misstatements due to error or fraud may occur and not be detected. Also, projections of any evaluation of the internal financial controls over financial reporting to future periods are subject to the risk that the internal financial control over financial reporting may become inadequate because of changes in conditions, or that the degree of compliance with the policies or procedures may deteriorate.

Opinion

In our opinion, to the best of our information and according to the explanations given to us, the Company has, in all material respects, an adequate internal financial controls system over financial reporting and such internal financial controls over financial reporting were operating effectively as at March 31, 2023, based on the internal financial control over financial reporting criteria established by the Company considering the essential components of internal control stated in the Guidance Note on Audit of Internal Financial Controls Over Financial Reporting issued by the ICAI.

For **M/s Ashok Kanther & Associates**
Chartered Accountants
(Firm's Registration No. 050014C)

Ashok Kanther

Partner

(Membership No. 043571)

UDIN : 23043571BGUCQP8764

Place: Bhilwara

Date: April 24th, 2023

Annexure “B” to the Independent Auditor’s Report

(Referred to in paragraph 2 under ‘Report on Other Legal and Regulatory Requirements’ section of our report to the Members of MADHYA BHARAT AGRO PRODUCTS LIMITED of even date)

To the best of our information and according to the explanations provided to us by the Company and the books of account and records examined by us in the normal course of audit, we state that:

- i. In respect of the Company’s Property, Plant and Equipment and Intangible Assets :
 - a) (A) The Company has maintained proper records showing full particulars, including quantitative details and situation of Property, Plant and Equipment and relevant details of right-of-use assets.
(B) The Company does not have any Intangible Assets.
 - b) The Company has a program of physical verification of Property, Plant and Equipment and right-of-use assets so to cover all the assets once every three years which, in our opinion, is reasonable having regard to the size of the Company and the nature of its assets. Pursuant to the program, certain Property, Plant and Equipment were due for verification during the year and were physically verified by the Management during the year. According to the information and explanations given to us, no material discrepancies were noticed on such verification.
 - c) Based on our examination of the property tax receipts and lease agreement for land on which building is constructed, registered sale deed / transfer deed / conveyance deed provided to us, we report that, the title in respect of self-constructed buildings and title deeds of all other immovable properties (other than properties where the company is the lessee and the lease agreements are duly executed in favour of the lessee), disclosed in the financial statements included under Property, Plant and Equipment are held in the name of the Company as at the balance sheet date.
 - d) The Company has not revalued any of its Property, Plant and Equipment (including right of-use assets) during the year.
 - e) No proceedings have been initiated during the year or are pending against the Company as at March 31st, 2023 for holding any benami property under the Benami Transactions (Prohibition) Act, 1988 (as amended in 2016) and rules made thereunder.
- ii. a) The inventories have been physically verified during the year by the management at reasonable intervals and in the opinion of the auditor, the coverage and procedure of such verification by the management is appropriate and no material discrepancy was noticed on such verification.
b) As disclosed in note 17.1 to the financial statements, the Company has been sanctioned working capital limits in excess of five crores rupees in aggregate from banks during the year on the basis of security of current assets of the Company. Based on the information and explanation given to us and as represented by the person those charge with governance, we have not noticed any material variations in the quarterly returns or statements filed by the company with such banks or financial institutions with the books of account of the Company.
- iii. The Company has granted unsecured loans to other parties, during the year, in respect of which:
 - a) The Company has provided loans to body corporate during the year, and the details are as follows:

(Rs. in Lakhs)

Particulars	Loans
Aggregate amount granted/ provided during the year	
- Subsidiaries	
- Joint Ventures	-
- Associates	-
- Others	11130.00
Balance outstanding as at balance sheet date in respect of above cases	
- Subsidiaries	-
- Joint Ventures	-
- Associates	-
- Others	2236.55

- b) In our opinion, the terms and conditions of the grant of loans, during the year are, prima facie, not prejudicial to the Company's interest.
- c) In respect of loans granted by the Company, the schedule of repayment of principal and payment of interest has been stipulated and the repayments of principal amounts and receipts of interest are generally been regular as per stipulation.
- d) In respect of loans granted by the Company, there is no overdue amount remaining outstanding as at the balance sheet date.
- e) No loan granted by the Company which has fallen due during the year, has been renewed or extended or fresh loans granted to settle the overdues of existing loans given to the same parties.
- f) The Company has granted loan as repayable on demand or without specifying any terms or period of repayment of to the related parties during the year, and the details are as follows:

(Rs. in Lakhs)

Particulars	Related Party
Aggregate amount of loans	
- Repayable on demand (A)	10380.00
- Agreement does not specify any terms or period of repayment (B)	750.00
Total (A+B)	11130.00
Percentage of loans to the total loans	99.86%

- g) The Company has not made investments in, provided any guarantee or security or granted any advances in the nature of loans, secured or unsecured, to companies, firms, Limited Liability Partnerships or any other parties.
- iv. The Company has complied with the provisions of Sections 185 and 186 of the Companies Act, 2013 in respect of loans granted, investments made and guarantees and securities provided, as applicable.
- v. The Company has not accepted any deposits or amounts which are deemed to be deposits within the meaning of the directives issued by the Reserve Bank of India, provisions of sections 73 to 76 of the Act, any other relevant provisions of the Act and the relevant rules framed thereunder.
- vi. We have broadly reviewed the books of account maintained by the Company pursuant to the rules made by the Central Government for the maintenance of cost records under section 148 of the Act, and are of the opinion that prima facie, the prescribed accounts and records have been made and maintained. However, we have not carried out a detailed examination of the same.
- vii. In respect of statutory dues:
- a) In our opinion, the Company has generally been regular in depositing undisputed statutory dues, including Goods and Services tax, Provident Fund, Employees' State Insurance, Income Tax, Sales Tax, Service Tax, duty of Custom, duty of Excise, Value Added Tax, Cess and other material statutory dues applicable to it with the appropriate authorities.

There were no undisputed amounts payable in respect of Goods and Service tax, Provident Fund, Employees' State Insurance, Income Tax, Sales Tax, Service Tax, duty of Custom, duty of Excise, Value Added Tax, Cess and other material statutory dues in arrears as at March 31st, 2023 for a period of more than six months from the date they became payable.

- b) Details of statutory dues referred to in sub-clause (a) above which have not been deposited as on March 31st, 2023 on account of disputes are given below:

Particulars	Nature of dues	Amount (Rs. In Lakhs)	Period to which the amount relates (Financial Year)	Forum where dispute is pending
Demand raised by commercial tax department for Entry tax for the F.Y.2012-13	Sales Tax	3.72	2012-13	Appeal made to Appellate Authority, APP DC Sagar Division
Central Goods and Service Tax Department	Goods and Service Tax	34.03	2017-18	Reply submitted against SCN issued by Assistant Commissioner, Central GST Department, Sagar

- viii. There were no transactions relating to previously unrecorded income that have been surrendered or disclosed as income during the year in the tax assessments under the Income Tax Act, 1961 (43 of 1961).
- ix. a) The Company has not defaulted in the repayment of loans or other borrowings or in the payment of interest thereon to any lender.
- b) The Company has not been declared willful defaulter by any bank or financial institution or government or any government authority.
- c) On an overall examination of the financial statements of the Company, term loans were applied for the purpose for which the loans were obtained.
- d) On an overall examination of the financial statements of the Company, funds raised on short term basis have, prima facie, not been used during the year for long-term purposes by the Company.
- e) On an overall examination of the financial statements of the Company, the Company has not taken any funds from any entity or person on account of or to meet the obligations of its subsidiaries, associates or joint ventures.
- f) The Company has not raised any loans during the year on the pledge of securities held in its subsidiaries, joint ventures or associate companies, and hence reporting on clause 3(ix)(f) of the Order is not applicable.
- x. a) The Company has not raised moneys by way of initial public offer or further public offer (including debt instruments) during the year and hence reporting under clause 3(x) (a) of the Order is not applicable.
- b) The Company has not made any preferential allotment or private placement of shares or fully or partly paid convertible debentures and hence reporting under clause 3 (x) (b) of the Order is not applicable to the Company.
- xi. a) No fraud by the Company and no material fraud on the Company has been noticed or reported during the year.
- b) No report under sub-section (12) of section 143 of the Companies Act has been filed in Form ADT-4 as prescribed under rule 13 of Companies (Audit and Auditors) Rules, 2014 with the Central Government, during the year and up to the date of this report.
- c) We have taken into consideration the whistle blower complaints received by the Company during the year (and up to the date of this report), while determining the nature, timing and extent of our audit procedures.
- xii. The Company is not a Nidhi Company and hence reporting under clause 3 (xii) of the Order is not applicable.
- xiii. In our opinion, the Company is in compliance with Section 177 and 188 of the Companies Act, 2013 with respect to applicable transactions with the related parties and the details of related party transactions have been disclosed in the standalone financial statements as required by the applicable accounting standards.
- xiv. a) In our opinion the Company has an adequate internal audit system commensurate with the size and the nature of its business.
- b) We have considered, the internal audit reports for the year under audit, issued to the Company during the year and till date, in determining the nature, timing and extent of our audit procedures.
- xv. In our opinion during the year the Company has not entered into any non-cash transactions with its Directors or persons connected with its directors. And hence provisions of section 192 of the Companies Act, 2013 are not applicable to the Company.
- xvi. a) In our opinion, the Company is not required to be registered under section 45-IA of the Reserve Bank of India Act, 1934. Hence, reporting under clause 3(xvi) (a), (b) and (c) of the Order is not applicable.
- b) In our opinion, there is no core investment company within the Group (as defined in the Core Investment Companies (Reserve Bank) Directions, 2016) and accordingly reporting under clause 3(xvi) (d) of the Order is not applicable.
- xvii. The Company has not incurred cash losses during the financial year covered by our audit and the immediately preceding financial year.
- xviii. There has been no resignation of the statutory auditors of the Company during the year.
- xix. On the basis of the financial ratios, ageing and expected dates of realisation of financial assets and payment of financial liabilities, other information accompanying the financial statements and our knowledge of the Board of Directors and Management plans and based on our examination of the evidence supporting the assumptions, nothing has come to our attention, which causes us to believe that any material uncertainty exists as on the date of the audit report indicating that Company is not capable of

meeting its liabilities existing at the date of balance sheet as and when they fall due within a period of one year from the balance sheet date. We, however, state that this is not an assurance as to the future viability of the Company. We further state that our reporting is based on the facts up to the date of the audit report and we neither give any guarantee nor any assurance that all liabilities falling due within a period of one year from the balance sheet date, will get discharged by the Company as and when they fall due.

- xx. a) There are no unspent amounts towards Corporate Social Responsibility (CSR) accordingly, reporting under clause 3(xx) (a) of the Order is not applicable for the year.
- b) There are no unspent amounts towards Corporate Social Responsibility (CSR) in respect of any ongoing project accordingly, reporting under clause 3(xx) (b) of the Order is not applicable for the year.
- xxi. Since this report is in relation to standalone financial statements accordingly, reporting under clause 3(xxi) of the Order is not applicable for the year.

For **M/s Ashok Kanther & Associates**
Chartered Accountants
(Firm's Registration No. 050014C)

Ashok Kanther

Partner

(Membership No. 043571)

UDIN : 23043571BGUCQP8764

Place: Bhilwara

Date: April 24th, 2023

Balance Sheet

 as at 31st March 2023

(Rs. in Lakhs)

Particulars	Note No.	As at March 31, 2023	As at March 31, 2022
I ASSETS			
Non-Current Assets			
(a) Property, Plant and Equipment	3	20,315.10	15,306.47
(b) Capital Work-In-Progress	3	-	249.82
(c) Financial Assets			
(i) Other Financial Assets	4	3,381.31	183.95
(d) Other Non-Current Assets	5	494.97	51.69
Total Non Current Assets		24,191.38	15,791.93
Current Assets			
(a) Inventories	6	21,397.84	15,749.72
(b) Financial Assets			
(i) Trade receivables	7	19,912.85	7,381.45
(ii) Cash and cash equivalents	8	601.04	1.09
(iii) Bank balances other than cash and cash equivalents as above (ii)	8A	1,526.25	822.90
(iv) Loans	9	1,492.77	15.50
(v) Other Current Financial Assets	10	569.41	147.91
(c) Other Current Assets	11	4,596.73	3,993.27
Total Current Assets		50,096.89	28,111.84
Total Assets		74,288.27	43,903.77
II EQUITY AND LIABILITIES			
Equity			
(a) Equity Share Capital	12	4,381.35	2,190.67
(b) Other Equity	13	28,457.14	18,341.04
Total Equity		32,838.49	20,531.71
LIABILITIES			
Non-Current Liabilities			
(a) Financial Liabilities			
(i) Borrowings	14	4,142.78	3,237.06
(ii) Lease Liabilities	15	10.49	10.72
(iii) Other Financial Liabilities	15A	1,872.36	-
(b) Provisions	21	31.25	21.67
(c) Deferred tax liabilities (Net)	16	3,611.31	1,505.82
Total Non Current Liabilities		9,668.19	4,775.27
Current Liabilities			
(a) Financial Liabilities			
(i) Borrowings	17	28,111.84	13,129.45
(ii) Trade Payables	18		
(A) Total outstanding dues of micro enterprises and small enterprises		138.63	28.42
(B) Total outstanding dues of creditors other than micro enterprises and small enterprises		1,291.81	3,562.15
(iii) Lease Liabilities	15	0.23	0.21
(iv) Other Financial Liabilities	19	445.48	394.59
(b) Other Current Liabilities	20	1,765.02	1,467.01
(c) Provisions	21	7.81	4.68
(d) Current Tax Liabilities (Net)	22	20.77	10.28
Total Current Liabilities		31,781.59	18,596.79
Total Equity and Liabilities		74,288.27	43,903.77
Significant Accounting Policies & the accompanying notes forming integral part of the Financial Statements	1 to 45		

As per our report of even date.

For Ashok Kanther & Associates

Chartered Accountants

(Firm Registration No. 050014C)

(Ashok Kanther)

Partner

Membership No. 043571

Place: Bhilwara

 Date : 24th April, 2023

For and on Behalf of the Board of Directors
(Pankaj Ostwal)

Managing Director

DIN 02586806

(Pallavi Sukhwai)

Company Secretary

Membership No. ACS 43744

(Praveen Ostwal)

Director

DIN : 00412207

(Sourabh Gupta)

Whole Time Director & CFO

DIN 07177647

Statement of Profit and Loss

for the year ended 31st March 2023

(Rs. in Lakhs)

Particulars	Note No.	For the year ended 31 st March 2023	For the year ended 31 st March 2022
REVENUE			
Revenue from operations	23	98,205.24	49,148.95
Other income	24	518.67	25.85
Total Income		98,723.91	49,174.80
Expenses:			
Cost of materials consumed	25	65,225.23	34,360.34
Changes in inventories of finished goods, work-in-progress, and stock-in-trade	26	(2,963.30)	(5,675.58)
Employee benefits expense	27	2,759.24	1,775.37
Finance costs	28	1,643.29	753.98
Depreciation and amortization expense	29	2,237.72	1,812.96
Other expenses	30	12,204.83	8,029.86
Total expenses		81,107.01	41,056.93
Profit Before Tax		17,616.90	8,117.87
Tax expense:			
(1) Current tax		3,088.81	1,422.74
(2) Deferred tax		2,107.16	993.09
(3) Earlier Year Tax		0.56	
Total Tax Expense		5,196.53	2,415.83
Profit After Tax		12,420.37	5,702.04
Other Comprehensive Income	31		
Items that will not be reclassified to profit or loss			
Remeasurement of defined benefit plans		(5.74)	4.50
Tax relating to remeasurement of defined benefits plans		1.67	(1.31)
Total Other Comprehensive Income for the period		(4.07)	3.19
Total Comprehensive Income for the period		12,416.30	5,705.23
Earning Per Equity Share of Face value Rs.10 each (Re stated Basic and Diluted in Rs.)	38	28.35	13.01
Significant Accounting Policies & the accompanying notes forming integral part of the Financial Statements	1 to 45		

As per our report of even date.

For Ashok Kanther & Associates

Chartered Accountants

(Firm Registration No. 050014C)

For and on Behalf of the Board of Directors

(Pankaj Ostwal)

Managing Director

DIN 02586806

(Praveen Ostwal)

Director

DIN : 00412207

(Ashok Kanther)

Partner

Membership No. 043571

Place: Bhilwara

Date : 24th April,2023

(Pallavi Sukhwai)

Company Secretary

Membership No. ACS 43744

(Sourabh Gupta)

Whole Time Director & CFO

DIN 07177647

Cash Flow Statement

 for the year ended 31st March 2023

(Rs. in Lakhs)

Particulars	For the year ended 31 st March 2023	For the year ended 31 st March 2022
A) CASH FLOW FROM OPERATING ACTIVITIES:		
Net profit before tax	17,616.90	8,117.87
Adjustments for:		
Depreciation and amortisation	2,237.73	1,812.96
Finance cost	1,642.43	753.11
Interest income	(133.31)	(14.81)
Loss / (Profit) on Sale of property, plant & equipment	0.80	0.73
Government grant subsidy income	(332.64)	-
Interest paid on lease liabilities	0.86	0.87
Actuarial (Loss)/ Gains on defined benefit obligations	(5.74)	4.50
Operating profit before working capital change	21,027.03	10,675.23
Adjustments for:		
Increase/(Decrease) in Trade payable	(2,160.12)	1,419.00
Increase/(Decrease) in Other current liability	298.01	199.90
(Increase)/Decrease in Inventories	(5,648.12)	(10,442.17)
(Increase)/Decrease in Trade receivable	(12,531.40)	(4,651.90)
(Increase)/Decrease in Other financial assets	(4,765.49)	(923.13)
(Increase)/Decrease in Other current assets	(603.46)	(1,947.99)
(Increase)/Decrease in Other financial assets -loans	(1,477.27)	(7.29)
Increase/(Decrease) in Other financial liability	1,922.95	(53.67)
Increase/(Decrease) in Provision	12.71	8.29
Net changes in working capital	(24,952.19)	(16,398.96)
Cash Generated from/(used in) operations	(3,925.16)	(5,723.73)
Direct Taxes paid	3,078.88	1,469.23
Net cash from/(Used in) operating activities (A)	(7,004.04)	(7,192.96)
B) CASH FLOW FROM INVESTING ACTIVITIES:		
Purchase of property, plant & equipment	(7,007.27)	(1,324.48)
Sale proceed of property, plant & equipment	9.95	3.45
Government grant subsidy income	332.64	-
Interest income	133.31	14.81
Net cash from investing activities (B)	(6,531.37)	(1,306.22)
C) CASH FLOW FROM FINANCING ACTIVITIES:		
Proceeds of long term borrowings	2,271.60	38.00
Repayment of long term borrowings	(930.90)	(803.85)
Proceeds/(Repayment) of short term borrowings	14,547.40	10,111.31
Repayment of lease liabilities	(1.07)	(1.07)
Finance costs (without lease liabilities interest)	(1,642.43)	(753.11)
Dividend paid	(109.24)	(109.28)
Net cash from financing activities (C)	14,135.36	8,482.00
Net increase in cash and cash equivalents (A+B+C)	599.95	(17.18)
Cash and cash equivalents as at the Start of the Year	1.09	18.27
Cash and cash equivalents as at the End of the Year	601.04	1.09
Net Cash Flow During The Year	599.95	(17.18)

As per our report of even date.

For Ashok Kanther & Associates
Chartered Accountants
(Firm Registration No. 050014C)

For and on Behalf of the Board of Directors

(Pankaj Ostwal)
Managing Director
DIN 02586806

(Praveen Ostwal)
Director
DIN : 00412207

(Ashok Kanther)
Partner
Membership No. 043571
Place: Bhilwara
Date : 24th April, 2023

(Pallavi Sukhwai)
Company Secretary
Membership No. ACS 43744

(Sourabh Gupta)
Whole Time Director & CFO
DIN 07177647

Statement of Changes in Equity

for the year ended 31st March 2023

A. EQUITY SHARE CAPITAL

Balance as at April 1 st , 2021	Changes in Equity Share Capital due to prior period errors	Restated balance as at April 1 st , 2021	Changes in equity share capital during the year	Balance as at March 31 st , 2022
2,190.67	-	2,190.67	-	2,190.67

Balance as at April 1 st , 2022	Changes in Equity Share Capital due to prior period errors	Restated balance as at April 1 st , 2022	Changes in equity share capital during the year	Balance as at March 31 st , 2023
2,190.67	-	2,190.67	2,190.68	4,381.35

B. OTHER EQUITY

Particulars	Reserve and Surplus		Other Comprehensive Income	Total
	Securities Premium	Retained Earnings	Remeasurement of defined benefit plans	
As on 01.04.2021				
Balance at the beginning of the reporting year i.e 01.04.2021	1,686.52	11,070.84	(12.02)	12,745.34
Total Comprehensive Income for the year	-	5,702.04	3.19	5,705.23
Any other change		-		-
Dividend paid	-	109.53		109.53
Balance at the end of the reporting period i.e. 31.03.2022	1,686.52	16,663.35	(8.83)	18,341.04
Total Comprehensive Income for the year	-	12,420.37	(4.07)	12,416.30
Issue of Bonus Share	-	2,190.67	-	2,190.67
Dividends Paid	-	109.53	-	109.53
Balance at the end of the reporting period i.e. 31.03.2023	1,686.52	26,783.52	(12.90)	28,457.14

As per our report of even date.

For Ashok Kanther & Associates

Chartered Accountants

(Firm Registration No. 050014C)

For and on Behalf of the Board of Directors

(Pankaj Ostwal)

Managing Director

DIN 02586806

(Praveen Ostwal)

Director

DIN : 00412207

(Ashok Kanther)

Partner

Membership No. 043571

Place: Bhilwara

Date : 24th April, 2023

(Pallavi Sukhwal)

Company Secretary

Membership No. ACS 43744

(Sourabh Gupta)

Whole Time Director & CFO

DIN 07177647

Notes to the Financial Statement

for the year ended March 31st, 2023

CORPORATE INFORMATION:

Madhya Bharat Agro Products Limited ("the Company") is a public limited Company, incorporated and domiciled in India having its registered office at 5-O-21, Basement, R.C. Vyas Colony, Bhilwara (Rajasthan) 311001. The equity shares of the Company are listed on NSE Limited. The Company is engaged in the manufacturing of fertilizers & chemicals having manufacturing facility located Unit I at Village Rajoua, Dist. Sagar (M.P.) & Unit II at Sourai, Industrial Area, Village Sourai, Teh. -Banda Distt. Sagar (M.P.)

The financial statements of the Company for the year ended 31st March, 2023 are approved for issue by the Company's Board of Directors on 24th April 2023.

1. SIGNIFICANT ACCOUNTING POLICIES & KEY ACCOUNTING ESTIMATES & JUDGEMENTS

1.1 Basis of Preparation of Financial Statements:

A. Statement of compliance:

The financial statements of the Company have been prepared in accordance with the Indian Accounting Standards (Ind AS) notified under Section 133 of the Companies Act, 2013 ("the Act") [Companies (Indian Accounting Standards) Rules, 2015] Companies (Indian Accounting Standards) Amendment Rules, 2016.

Accounting policies have been consistently applied except where a newly issued accounting standard is initially adopted or a revision to an existing accounting standard requires a change in the accounting policy hitherto in use.

These Ind AS had been adopted w.e.f. 1st April, 2018 as notified by Ministry of Corporate Affairs under the Companies (Indian Accounting Standards) Rules, 2015.

The Financial Statements includes Balance Sheet as at 31st March, 2023, the Statement of Profit & Loss including Other Comprehensive Income, Cash Flows Statement, and Statement of Change in Equity for the year ended 31st March, 2023 and significant accounting policy and other explanatory information.

B. Functional and presentation currency

These financial statements are presented in Indian Rupees (INR), which is the Company's functional currency. All financial information presented in INR has been rounded off to the nearest Lakhs, except as stated otherwise.

C. Basis of measurement

The financial statements have been prepared under the historical cost convention on accrual basis. The following items are measured on each reporting date as under:

- Defined benefit plans - plan assets at fair value

Historical cost is generally based on the fair value of the consideration given in exchange for goods and services.

Fair value is the price that would be received to sell an asset or paid to transfer a liability in an orderly transaction between market participants at the measurement date.

D. Recent pronouncements

Ministry of Corporate Affairs ("MCA") notifies new standards or amendments to the existing standards under Companies (Indian Accounting Standards) Rules as issued from time to time. On March 23rd, 2022, MCA amended the Companies (Indian Accounting Standards) Amendment Rules, 2022, as below.

Ind AS 16 – Property Plant and Equipment - The amendment clarifies that excess of net sale proceeds of items produced over the cost of testing, if any, shall not be recognised in the profit or loss but deducted from the directly attributable costs considered as part of cost of an item of property, plant, and equipment. The effective date for adoption of this amendment is annual periods beginning on or after April 1st, 2022. The Company has evaluated the amendment and there is no impact on its consolidated financial statements.

Ind AS 37 – Provisions, Contingent Liabilities and Contingent Assets – The amendment specifies that the 'cost of fulfilling' a contract comprises the 'costs that relate directly to the contract'. Costs that relate directly to a contract can either be

Notes to the Financial Statement

for the year ended March 31st, 2023

incremental costs of fulfilling that contract (examples would be direct labour, materials) or an allocation of other costs that relate directly to fulfilling contracts (an example would be the allocation of the depreciation charge for an item of property, plant and equipment used in fulfilling the contract). The effective date for adoption of this amendment is annual periods beginning on or after April 1st, 2022, although early adoption is permitted. The Company has evaluated the amendment and the impact is not expected to be material.

E. Use of estimates and judgements

The preparation of the financial statements in conformity with Ind AS requires the management to make estimates, judgments and assumptions. These estimates, judgments and assumptions affect the application of accounting policies and the reported amounts of assets and liabilities, the disclosures of contingent assets and liabilities at the date of the financial statements and reported amounts of revenues and expenses during the period.

The application of accounting policies that require critical accounting estimates involving complex and subjective judgments and the use of assumptions in these financial statements have been disclosed in Note no. 1.2.

Accounting estimates could change from period to period. Actual results could differ from those estimates. Appropriate changes in estimates are made as management becomes aware of changes in circumstances surrounding the estimates. Changes in estimates are reflected in the financial statements in the period in which changes are made and, if material, their effects are disclosed in the notes to the standalone financial statements.

1.2 Use of Critical Judgments, Estimates and Assumptions

The preparation of the Company's financial statements requires management to make judgments, estimates and assumptions that affect the reported amounts of revenues, expenses, assets and liabilities, the accompanying disclosures, and the disclosure of contingent liabilities.

The key assumptions concerning the future and other key sources of estimation uncertainty at the reporting date, that have a significant risk of causing a material adjustment to carrying amounts of assets and liabilities within the next financial years are described below. The Company based its assumptions and estimates or parameters available when the financial statements were prepared. Existing circumstances and assumptions about future developments, however, may change due to market changes or circumstances arising that are beyond the control of the Company. Such changes are reflected in the assumptions when they occur.

A. Useful life of property, plant and equipment and Intangible assets

Property, plant and equipment represent a significant proportion of the asset base of the Company. The charge in respect of periodic depreciation is derived after determining an estimate of an asset's expected useful life and the expected residual value at the end of its life.

The useful life and residual values of Company's assets are determined by management at the time the asset is acquired. The life is based on historical experience with similar assets as well as anticipation of future events, which may impact their life, such as changes in technology.

B. Employee benefits

Defined benefit plans and other long-term benefits are evaluated with reference to uncertain events and based upon actuarial assumptions including among others discount rates, expected rates of return on plan assets, expected rates of salary increases, estimated retirement dates, mortality rates. The significant assumptions used to account for employee benefits are described in Note no M.

C. Revenue recognition

The Company assesses the services promised in a contract and identifies distinct performance obligations in the contract. Judgement is also required to determine the transaction price for the contract. The Company allocates the elements of variable considerations to all the performance obligations of the contract unless there is observable evidence that they pertain to one or more distinct performance obligations. The Company exercises judgement in determining whether the performance obligation is satisfied at a point in time or over a period of time.

Notes to the Financial Statement

for the year ended March 31st, 2023

D. Leases

The Company evaluates if an arrangement qualifies to be a lease as per the requirements of Ind AS 116. Identification of a lease requires significant judgment. The Company uses significant judgement in assessing the lease term (including anticipated renewals) and the applicable discount rate. The discount rate is generally based on the incremental borrowing rate specific to the lease being evaluated or for a portfolio of leases with similar characteristics.

E. Taxes

Deferred tax assets are recognized for unused tax credits to the extent that it is probable that taxable profit will be available against which the losses can be utilized. Significant management judgment is required to determine the amount of deferred tax assets that can be recognized, based upon the likely timing and the level of future taxable profits together with future tax planning strategies.

F. Contingencies

On an ongoing basis, Company reviews pending cases, claims by third parties and other contingencies and obligations. Obligations relating to Project Executions is largely depends upon performance of services by respective contractors. For contingent losses that are considered probable, an estimated loss is recorded as an accrual in financial statements. Loss contingencies that are considered possible are not provided for but disclosed as Contingent liabilities in the financial statements. Contingencies the likelihood of which is remote are not disclosed in the financial statements. Gain contingencies are not recognised until the contingency has been resolved and amounts are received or receivable.

2. SIGNIFICANT ACCOUNTING POLICIES:

A. Current and non-current classification

Any asset or liability is classified as current or non-current based on Company's normal- operating cycle and other criteria as set out in the Division II of schedule III to the Companies Act, 2013.

Asset/ Liability is classified as current, if it satisfies any of the following conditions:

- the asset/liability is expected to be realized/settled in the Company's normal operating cycle;
- the asset is intended for sale or consumption;
- the asset/liability is held primarily for the purpose of trading;
- the asset/liability is expected to be realized/settled within twelve months after the reporting period;
- the asset is cash or cash equivalent unless it is restricted from being exchanged or used to settle a liability for at least twelve months after the reporting date;
- In the case of a liability, the Company does not have an unconditional right to defer settlement of the liability for at least twelve months after the reporting date.

All other assets/ liabilities are classified as noncurrent.

For the purpose of current/non-current classification of assets and liabilities, the Company has ascertained its normal operating cycle as twelve months. This is based on the nature of product and the time between the acquisition of assets or inventories for processing and their realization in cash and cash equivalents.

B. Property, plant and equipment (PPE)

An item of property, plant and equipment is recognised as an asset if it is probable that the future economic benefits associated with the item will flow to the Company and its cost can be measured reliably. This recognition principle is applied to the costs incurred initially to acquire an item of property, plant and equipment and also to the costs incurred subsequently to add to, replace part of, or service it. All other repair and maintenance costs, including regular servicing, are recognised in the statement of profit and loss as incurred. When a replacement occurs, the carrying value of the replaced part is de-recognised. Where an item of property, plant and equipment comprises major components having different useful life's, these components are accounted for as separate items.

Notes to the Financial Statement

for the year ended March 31st, 2023

All other items of property, plant and equipment are stated at acquisition cost net of accumulated depreciation and accumulated impairment losses, if any. The cost of an item of property, plant and equipment comprises of its purchase price including import duties and other non-refundable purchase taxes or levies, directly attributable cost of bringing the asset to its working condition for its intended use and the initial estimate of decommissioning, restoration and similar liabilities, if any. Any trade discount or rebate is deducted in arriving at the purchase price. Cost includes cost of replacing a part of a plant and equipment if the recognition criteria are met.

Items such as spare parts, stand-by equipment and servicing equipment that meet the definition of property, plant and equipment are capitalized at cost and depreciated over their useful life. Costs in nature of repairs and maintenance are recognized in the statement of profit and loss as and when incurred.

Capital work-in-progress includes cost of property, plant and equipment not ready for the intended use as at the balance sheet date. Advances paid towards the acquisition of property, plant and equipment outstanding at each Balance Sheet date is classified as 'capital advances' under other non-current assets.

The cost and related accumulated depreciation are eliminated from the Financial Statements upon sale or retirement of the property, plant and equipment and the resultant gains or losses are recognised in the statement of profit and loss. Property, plant and equipment to be disposed of are reported at the lower of the carrying value or the fair value less cost of disposal.

The Company had elected to continue with the carrying value of all of its property, plant and equipment appearing in the financial statements prepared as per accounting standards notified under section 133 of the Companies Act, 2013 read with Rule 7 of the Companies (Accounts) Rules, 2014 (Generally Accepted Accounting Standards "Previous GAAP") as the deemed cost of the property, plant and equipment in the opening balance sheet under Ind As effective 1st April, 2018.

C. Depreciation and amortization

Depreciation method, estimated useful life's and residual values are determined based on technical parameters / assessment, taking into account the nature of the asset, the estimated usage of the asset, the operating conditions of the asset, past history of replacement, anticipated technological changes, manufacturers warranties and maintenance support, etc.

The estimated useful life of Property, Plant & Equipment are as follows:

Assets	Useful life (Years)
Buildings	30 -60
Plant and Machinery	8 -20
Office Equipment	5
Furniture & Fixtures	10
Vehicles	8 -10
Computers	3
Energy Saving Equipment	15
Pollution Control Equipment	15
Electric Installations	10

The management believes that these estimated useful lives are realistic and reflect fair approximation of the period over which the Property, Plant and Equipment are likely to be used.

Depreciation on property, plant and equipment is provided on pro rata basis using the straight-line method based on useful life of the assets as prescribed in Schedule II to the Companies Act, 2013 in consideration with useful life of the assets as estimated by the management.

Depreciation on an item of property, plant and equipment sold, discarded, demolished or scrapped, is provided up to the date on which such item of property, plant and equipment is sold, discarded, demolished or scrapped.

The estimated useful life's, residual values and methods of depreciation of property, plant & equipment are reviewed at the end of each financial year. If any of these expectations differ from previous estimates, such change is accounted for as a change in an accounting estimate and adjusted prospectively, if any.

The Company had reassessed the useful life of plant & machinery installed at PAP & SAP plant whose useful life was reduce due to wear & tear. The aforesaid reassessment had been done as per analysis & certificate of mechanical chartered engineer. (refer note 3.4).

Notes to the Financial Statement

for the year ended March 31st, 2023

D. Impairment of assets

As at the end of each accounting year, the Company reviews the carrying amounts of its property, plant and equipment (PPE) and intangible assets to determine whether there is any indication that those assets have suffered an impairment loss. If such indication exists, the said assets are tested for impairment so as to determine the impairment loss, if any. The intangible assets with indefinite life are tested for impairment each year.

Impairment loss is recognized when the carrying amount of an asset exceeds its recoverable amount. Recoverable amount is determined:

- a) In the case of an individual asset, at the higher of the net selling price and the value in use; and
- b) In the case of a cash generating unit (a group of assets that generates identified, independent cash flows), at the higher of the cash generating unit's net selling price and the value in use.

The amount of value in use is determined as the present value of estimated future cash flows from the continuing use of an asset and from its disposal at the end of its useful life.

For this purpose, a cash generating unit is ascertained as the smallest identifiable group of assets that generates cash inflows that are largely independent of the cash inflows from other assets or groups of assets.

When an impairment loss subsequently reverses, the carrying amount of the asset (or cash generating unit) is increased to the revised estimate of its recoverable amount, but so that the increased carrying amount does not exceed the carrying amount that would have been determined had no impairment loss is recognized for the asset (or cash generating unit) in prior years. A reversal of an impairment loss is recognized immediately in the Statement of Profit and Loss.

E. Leases:

As a Lessee

The Company implemented a single accounting model as per Ind AS 116, requiring lessees to recognize assets and liabilities for all leases excluding exceptions listed in the standard. The Company elected to apply exemptions to short term leases or for leases for which the underlying asset is of low value.

Based on the accounting policy applied the Company recognizes a right-of-use asset and a lease liability at the commencement date of the contract for all leases conveying the right to control the use of an identified assets for a period of time. The commencement date is the date on which a lessor makes an underlying asset available for use by a lessee.

The right-of-use assets are initially measured at cost, which comprises:

- The amount of the initial measurement of the lease liability,
- Any lease payments made at or before the commencement date, less any lease incentives,
- Any initial direct costs incurred by the lessee,
- An estimate of costs to be incurred by the lessee in dismantling and removing the underlying assets or restoring the site on which the assets are located.

After the commencement date the right-of-use assets are measured at cost less any accumulated depreciation and any accumulated impairment losses and adjusted for any re-measurement of the lease liability. Depreciation is calculated using the straight-line method over the shorter of lease term or useful of underlying assets.

The lease liability is initially measured at the present value of the lease payments that are not paid at that date. These include:

- fixed payments, less any lease incentives receivable;
- Variable lease payments that depend on an index or a rate, initially measured using the index or rate as at the commencement date;
- Amounts expected to be payable by the lessee under residual value guarantees;
- The exercise price of a purchase option if the lessee is reasonably certain to exercise that option; and
- Payments of penalties for terminating the lease, if the lease term reflects the lessee exercising an option to terminate the lease.

Notes to the Financial Statement

for the year ended March 31st, 2023

The lease payments exclude variable elements which are dependent on external factors. Variable lease payments not included in the initial measurement of the lease liability are recognized directly in the profit and loss. The lease payments are discounted using the Company's incremental borrowing rate or the rate implicit in the lease contract.

F. Financial instruments

A financial instrument is any contract that gives rise to a financial asset of one entity and a financial liability or equity instrument of another entity.

i) Financial assets

The Company recognizes financial assets and financial liabilities when it becomes a party to the contractual provisions of the instrument. All financial assets and liabilities are recognized at fair value on initial recognition and adjusted for transaction costs that are attributable to the acquisition or issues of financial assets and financial liabilities in case of financial assets or financial liabilities not at fair value through profit or loss account.

Where the fair value of financial assets and financial liabilities at initial recognition is different from its transaction price, the difference between the fair value and transaction price is recognised in the statement of profit and loss.

However, trade receivables that do not contain a significant financing component are initially measured at transaction price.

Financial assets are subsequently classified as measured at:

- amortized cost
- fair value through profit and loss (FVTPL)
- fair value through other comprehensive income (FVTOCI)

i. Financial assets measured at amortised cost

A financial asset is subsequently measured at amortised cost if both of the following conditions are met:

- If it is held within a business model whose objective is to hold the asset in order to collect contractual cash flows, and
- The contractual terms of the financial asset give rise on specified dates to cash flows that are solely payments of principal and interest on the principal amount outstanding.

This category applies to trade receivables, loans and other financial assets of the Company measured using the Effective Interest Rate (EIR) method less impairment, if any, and the amortisation of EIR and loss arising from impairment, if any is recognised in the statement of profit and loss.

ii. Financial assets measured at fair value

A financial asset is measured at fair value through other comprehensive income if both of the following conditions are met:

- If it is held within a business model whose objective is to hold these assets in order to collect contractual cash flows and to sell these financial assets, and
- The contractual terms of the financial assets give rise on specified dates to cash flows that are solely payments of principal and interest on the principal amount outstanding.

Fair value movements are recognised in the other comprehensive income.

A financial asset not classified as either amortised cost or at fair value through other comprehensive income is carried at fair value through the statement of profit and loss.

Notes to the Financial Statement

for the year ended March 31st, 2023

De-recognition of Financial Assets

A financial asset is de-recognised only when

- The contractual rights to cash flows from the financial asset expire;
- The Company has transferred the contractual rights to receive cash flows from the financial asset or;
- Retains the contractual rights to receive the cash flows of the financial asset, but assumes a contractual obligation to pay the cash flows to one or more recipients.

Where the entity has transferred an asset, the Company evaluates whether it has transferred substantially all risks and rewards of ownership of the financial asset. In such cases, the financial asset is de-recognised. Where the entity has not transferred substantially all risks and rewards of ownership of the financial asset, the financial asset is not de-recognised.

Where the entity has neither transferred a financial asset nor retained substantially all risks and rewards of ownership of the financial asset, the financial asset is de-recognised if the Company has not retained control of the financial asset. Where the Company retains control of the financial asset, the asset is continued to be recognised to the extent of continuing involvement in the financial asset.

Impairment of financial assets

The Company recognizes loss allowances using the expected credit loss (ECL) model for the financial assets which are not fair valued through the statement of profit and loss. loss allowance for trade receivables with no significant financing component is measured at an amount equal to lifetime ECL.

ii) Financial liabilities

All financial liabilities are subsequently measured at amortized cost using the effective interest method.

Classification as debt or equity

Debt and equity instruments issued by a Company are classified as either financial liabilities or as equity in accordance with the substance of the contractual arrangements and the definitions of a financial liability and an equity instrument.

Equity instrument

An equity instrument is any contract that evidences a residual interest in the assets of the entity after deducting all of its liabilities. Equity instruments issued by the Company are recognized at the proceeds received, net of direct issue costs.

Financial liability

Trade and other payables are initially measured at fair value, net of transaction costs and are subsequently measured at amortised cost using the effective interest rate method. Financial liabilities carried at fair value through profit or loss are measured at fair value with all changes in fair value recognised in the statement of profit and loss.

Interest bearing loans and overdrafts are initially measured at fair value, and are subsequently measured at amortised cost using effective interest rate method. Any difference between proceeds (net of transaction cost) and the settlement amount of borrowing is recognised over the terms of the borrowings in the statement of profit and loss.

De-recognition of financial liabilities

A financial liability is de-recognised when the obligation specified in the contract is discharged, cancelled or has expired.

iii) Offsetting financial instruments

Financial assets and liabilities are offset and the net amount is reported in the Balance Sheet where there is a legally enforceable right to offset the recognised amounts and there is an intention to settle on a net basis or realise the asset and settle the liability simultaneously. The legally enforceable right must not be contingent on future events and must be enforceable in the normal course of business and in the event of default, insolvency or bankruptcy of the Company or the counterparty.

Notes to the Financial Statement

for the year ended March 31st, 2023

G. Fair value measurement

The Company measures financial instruments at fair value in accordance with the accounting policies mentioned above.

Fair value is the price that would be received to sell an asset or paid to transfer a liability in an orderly transaction between market participants at the measurement date. The fair value measurement is based on the presumption that the transaction to sell the asset or transfer the liability takes place either:

- In the principal market for asset or liability, or
- In the absence of a principal market, in the most advantageous market for the asset or liability and the Company has access to the principal or the most advantageous market.

The fair value of an asset or a liability is measured using the assumptions that market participants would use when pricing the asset or liability, assuming that market participants act in their economic best interest.

A fair value measurement of a non-financial asset takes into account a market participant's ability to generate economic benefits by using the asset in its highest and best use or by selling it to another market participant that would use the asset in its highest and best use.

The Company uses valuation techniques that are appropriate in the circumstances and for which sufficient data are available to measure fair value, maximising the use of relevant observable inputs and minimising the use of unobservable inputs.

All assets and liabilities for which fair value is measured or disclosed in the financial statements are categorized within the fair value hierarchy that categorizes into three levels, described as follows: -

- Level 1 - quoted (unadjusted) market prices in active markets for identical assets or liabilities
- Level 2 - inputs other than quoted prices included within Level 1 that are observable for the asset or liability, either directly or indirectly
- Level 3 - inputs that are unobservable for the asset or liability

For assets and liabilities that are recognized in the financial statements at fair value on a recurring basis, the Company determines whether transfers have occurred between levels in the hierarchy by re-assessing categorization at the end of each reporting period and discloses the same.

For the purpose of fair value disclosures, the Company has determined classes of assets and liabilities on the basis of the nature, characteristics and the risks of the asset or liability and the level of the fair value hierarchy as explained above. This note summarises accounting policy for fair value. Other fair value related disclosures are given in the relevant notes.

H. Borrowing costs

Borrowing costs directly attributable to the acquisition, construction or production of qualifying assets, which are assets that necessarily take a substantial period of time to get ready for their intended use or sale, are added to the cost of the assets, until such time as the assets are substantially ready for their intended use or sale.

All other borrowing costs are recognised in statement of profit and loss in the period in which they are incurred.

Borrowing cost includes interest, amortization of ancillary costs incurred in connection with the arrangement of borrowings and exchange differences arising from foreign currency borrowings to the extent they are regarded as an adjustment to the interest cost.

I. Income tax

Income tax expense for the year comprises current tax and deferred tax.

Current tax

Current tax is the amount of income tax payable in respect of taxable profit for the year. Taxable profit differs from 'profit before tax' as reported in the statement of profit and loss because of items of income or expense that are taxable or deductible in other years and items that are never taxable or deductible.

Notes to the Financial Statement

for the year ended March 31st, 2023

Current tax is determined on the basis of taxable income and tax credits computed for Company, in accordance with the Income-tax Act, 1961 enacted in India and tax laws prevailing in the respective tax jurisdiction where the Company operates. The tax rates and tax laws used to compute the amount are those that are enacted at the reporting date.

Deferred tax

Deferred tax is recognized on temporary differences between the carrying amounts of assets and liabilities in the financial statements and the corresponding tax base used in the computation of taxable profit under the IT Act.

Deferred tax liabilities are generally recognized for all taxable temporary differences. However, in case of temporary differences that arise from initial recognition of assets or liabilities in a transaction (other than business combination) that affects neither the taxable profit nor the accounting profit, deferred tax liabilities are not recognized.

Deferred tax assets (including unused tax credits such as MAT credit) are generally recognized for all deductible temporary differences to the extent that it is probable that taxable profits will be available against which those deductible temporary differences can be utilized. However, in case of temporary differences that arise from initial recognition of assets or liabilities in a transaction (other than business combination) that affect neither the taxable profit nor the accounting profit, deferred tax assets are not recognized. The carrying amount of deferred tax assets is reviewed at the end of each reporting period and reduced to the extent that it is no longer probable that sufficient taxable profits will be available to allow all or part of the asset to be recovered.

Deferred tax is calculated at the tax rates that are expected to apply in the period when the liability is settled or the asset is realised based on the tax rates and tax laws in force. The measurement of deferred tax liabilities and assets reflects the tax consequences that would follow from the manner in which the Company expects, at the end of the reporting period, to cover or settle the carrying value of its assets and liabilities.

Deferred tax assets and liabilities are offset when there is a legally enforceable right to offset current tax assets and liabilities and when the deferred tax balances relate to the same taxation authority. Current tax assets and tax liabilities are offset where the entity has a legally enforceable right to offset and intends either to settle on a net basis, or to realise the asset and settle the liability simultaneously.

Deferred tax assets include Minimum Alternate Tax (MAT) paid in accordance with the tax laws in India, which is likely to give future economic benefits in the form of availability of set off against future income tax liability. Accordingly, MAT credit is recognized as deferred tax asset in the balance sheet when the asset can be measured reliably and it is probable that the future economic benefit associated with the asset will be realized. Minimum Alternative Tax (MAT) credit is recognized as an asset only when and to the extent there is convincing evidence that the Company will pay normal income tax during the specified period.

Current and deferred tax are recognized in statement of profit and loss, except when they relate to items that are recognized in other comprehensive income or directly in equity, in which case, the current and deferred tax are also recognized in other comprehensive income or directly in equity respectively.

J. Inventories

Raw Materials, Packing Materials, Consumable Stores and Spares including Fuel and Finished goods are valued at the lower of cost or net realizable value as under:

(i)	Raw materials, packing materials, stores and spares including fuel	At Cost on FIFO basis
(ii)	Stock in trade and Finished Goods	At Cost plus appropriate overheads

The cost of purchase comprises of the purchase price including duties and taxes (other than those subsequently recoverable by the Company from the taxing authorities), freight inward and other expenditure directly attributable to the acquisition but net of trade discount, rebates, and other similar items.

The cost of Inventories of finished goods comprises the cost of purchases, the cost of conversion and the cost of packing materials.

The cost of conversion comprises of depreciation and repairs and maintenance of plant and machineries, power and fuel, factory management and administration expenses and consumable stores and spares.

Net realisable value is the estimated selling price in the ordinary course of business, less estimated costs of completion and estimated cost to make sale.

Notes to the Financial Statement

for the year ended March 31st, 2023

K. Cash and cash equivalents

The Company considers all highly liquid financial instruments, which are readily convertible into known amounts of cash that are subject to an insignificant risk of change in value and having original maturities of three months or less from the date of purchase, to be cash equivalents. Cash and cash equivalents consist of balances with banks which are unrestricted for withdrawal and usage.

L. Foreign currency translation

The functional currency and presentation currency of the Company is Indian Rupee.

Transactions denominated in foreign currencies entered into by the Company are recorded in the functional currency (i.e. Indian Rupees), by applying the exchange rate prevailing on the date of transaction.

Foreign currency denominated monetary items is restated at the closing exchange rates.

Non-monetary items are recorded at exchange rate prevailing on the date of transaction. Non-monetary items that are measured at fair value in a foreign currency are translated using the exchange rates at the date when the fair value is measured.

Exchange differences arising out of these translations are recognized in the statement of profit and loss.

The forward exchange contracts are marked to market and gain/loss on such contracts are recognised in the statement of profit and loss at the end of each reporting period.

M. Employee benefits

i) Short-term benefits:

All employee benefits payable wholly within twelve months of rendering the service are classified as short-term employee benefits and they are recognized in the period in which the employee renders the related service. The Company recognizes the undiscounted amount of short-term employee benefits expected to be paid in exchange for services rendered as a liability (accrued expense) after deducting any amount already paid.

ii) Post-employment benefits:

i. Defined benefit plan

Gratuity liability is a defined benefit obligation and is provided for on the basis of actuarial valuation on Project Unit Credit Method made at the end of each financial year. The scheme is maintained and administered by Life Insurance Corporation of India to which the Company makes periodical contributions through its trustees.

Remeasurement actuarial gains and losses arising from experience adjustments and changes in actuarial assumptions are recognized in the period in which they occur directly in other comprehensive income. They are included in retained earnings in the statement if changes in equity and in the balance sheet.

ii. Defined contribution plan

A Defined Contribution Plan is plan under which the Company makes contribution to Employee's Provident Fund administrated by the Central Government. The Company's contribution is charged to the statement of profit and loss.

iii) Other long-term employee benefits - Leave Salary

The liability towards leave salary which is not expected to be settled wholly within 12 months after the end of the period in which the employees render the related services is recognized based on actuarial valuation carried out using the Projected Unit Credit Method.

The Code on Social Security, 2020 ('Code') relating to employee benefits during employment and post-employment benefits received Presidential assent in September 2020. The Code has been published in the Gazette of India. However, the date on which the Code will come into effect has not been notified. The Company will assess the impact of the Code when it comes into effect and will record any related impact in the period the Code becomes effective.

Notes to the Financial Statement

for the year ended March 31st, 2023

N. Provision and contingent liabilities

The Company sets up a provision when there is a present legal or constructive obligation as a result of a past event and it will probably require an outflow of resources to settle the obligation and a reliable estimate can be made. If the effect of the time value of money is material, provisions are determined by discounting the expected future cash flows at a pre-tax rate that reflects current market assessments of the time value of money and the risks specific to the liability. When discounting is used, the increase in the provision due to the passage of time is recognized as a finance cost.

The amount recognized as a provision is the best estimate of the consideration required to settle the present obligation at reporting date, taking into account the risks and uncertainties surrounding the obligation.

A disclosure for a contingent liability is made where there is a possible obligation that arises from past events and the existence of which will be confirmed only by the occurrence or non-occurrence of one or more uncertain future events not within the control of the Company or a present obligation that arises from past events where it is either not probable that an outflow of resources will be required to settle the obligation or where reliable estimate of the obligation cannot be made. Contingent liabilities are disclosed on the basis of judgment of the management/ independent experts. These are reviewed at each balance sheet date and are adjusted to reflect the current management estimate.

O. Revenue recognition:

Revenue from contracts with customer is recognized when the Company satisfies a performance obligation by transferring the promised goods or services to a customer at a transaction price. The transaction price is the amount of consideration to which the Company expects to be entitled in exchange for transferring promised goods or services to a customer as per contract, excluding amount of taxes collected on behalf of the government. The transaction price is adjusted of trade discount, cash discount, volume rebate and other variable considerations as per the terms of contract.

a. Sale of goods

Revenue from sale of products is recognised at a point in time when the control on the goods have been transferred to a customer i.e. when material is delivered to the customer or as per shipping terms, as may be specified in the contract.

b. Government subsidy

Subsidy has been recognized by the Company on the basis of the notification received from the ministry of Chemicals and fertilizers from time to time.

c. Other operating revenue

- i. Interest income is accrued on a time proportion basis, by reference to the principal outstanding and the applicable interest rates.
- ii. Claim lodged with insurance companies is recognized as income on acceptance by the insurance Companies.
- iii. Rental income is recognised in the statement of profit and loss on straight line basis.

P. Segment accounting

Operating segments are reported in a manner consistent with the internal reporting provided to the Chief Operating Decision Maker. Chief Operating Decision Maker review the performance of the Company according to the nature of products manufactured, traded and services provided, with each segment representing a strategic business unit that offers different products and serves different markets.

The Company prepares its segment information in conformity with the accounting policies adopted for preparing and presenting financial statements of the Company as a whole.

Based on the management approach as defined in Ind AS 108 - Operating Segments, the Chief Operating Decision Maker (CODM) evaluates the company's performance and allocates resources based on an analysis of various performance indicators of business segment/s in which the company operates. The Company is primarily engaged in the business of Fertilizer manufacturing and other products are backward integration therefore management and CODM recognise Fertilizer segment as the sole business segment. Hence, disclosure of segment-wise information is not required and accordingly not provided.

Notes to the Financial Statement

for the year ended March 31st, 2023

Q. Earnings per share

Basic earnings per equity share is computed by dividing the net profit or loss attributable to equity shareholders of the Company by the weighted average number of equity shares outstanding during the financial year.

Diluted earnings per equity share is computed by dividing the net profit or loss attributable to equity shareholders of the Company by the weighted average number of equity shares considered for deriving basic earnings per equity share and also the weighted average number of equity shares that could have been issued upon conversion of all dilutive potential equity shares.

Company had restated the earning per share and diluted earning per share as the company has allotted Bonus Equity Shares to the shareholders of the company in the proportion of 1 new fully paid-up Equity Share of Face Value of Re. 10/- each for every 1 existing fully paid-up Equity Share of Face Value of Re. 10/- each. Hence the issued, subscribed and paid-up capital of the Company as on 31st March 2023 changes to 4,381.34 Lakhs comprising of 438.13 Lakhs shares of 10/- each. therefore, in Previous financial year 2021-22 in numerator earnings are same but in denominator weighted average number of equity shares are taken after considering bonus effect, due to that EPS & Diluted EPS both change in previous year.

R. Statement of cash flow

Cash flows are reported using the indirect method prescribed in Ind AS 7 'Statement of Cash Flows', whereby profit for the year is adjusted for the effects of transactions of a non-cash nature, any deferrals or accruals of past or future operating cash receipts or payments and item of income or expenses associated with investing or financing cash flows. The cash flows from operating, investing and financing activities of the Company are segregated. The Company considers all highly liquid investments that are readily convertible to known amounts of cash to be cash equivalents.

S. Government grant & government assistance

Government grants are not recognised until there is reasonable assurance that the Company will comply with the conditions attaching to them and that the grants will be received.

Government grant if relates to an expense item are recognised in the statement of profit and loss on a systematic basis over the periods in which the Company recognise as expenses the related costs for which the grants are intended to compensate.

Post amendment in Ind AS 20, the government grant related to assets, including non-monetary grant shall be presented at fair value in balance sheet either by setting up the grant as deferred income or by grant by adjusting in the carrying amount of the asset.

Notes to the Financial Statement

for the year ended March 31st, 2023

3. Property, Plant and Equipment

Particulars	Gross Block			Accumulated Depreciation			Net Block	
	As at 1 st April 2022	Additions	As at 31 st March 2023 (Disposals)	As at 1 st April 2022	for the period	On disposals	As at 31 st March 2023	Balance as at 31 st March 2022
A Tangible Assets								
Factory Building	4,353.68	939.62	-	839.64	155.07	-	994.71	4,298.60
Office Building	241.65	5.75	-	29.24	3.84	-	33.08	214.33
Plant & Machinery	14,678.35	6,195.95	-	5,770.13	1,943.70	-	7,713.83	13,160.48
Plant Electricals	577.02	-	-	438.73	24.71	-	463.45	113.58
OE-Office Equipments	23.98	9.64	-	16.55	2.47	-	19.02	14.61
Tools & Spares	1.39	-	-	1.30	-	-	1.30	0.09
Furniture & Fixtures	33.97	6.03	-	28.19	1.58	-	29.77	10.23
Vehicles	194.30	88.95	19.83	45.45	26.78	9.58	62.65	200.77
Quality Control Laboratory	11.75	-	-	10.57	0.13	-	10.70	1.05
Computers	31.77	11.14	0.75	23.43	6.08	0.26	29.25	12.91
Gas Cylinder	0.14	-	-	0.11	0.01	-	0.12	0.02
B. Assets under Finance Lease								
Right of Use- Leasehold Land	2,655.38	-	-	293.57	73.36	-	366.93	2,288.44
Free hold Land	888.49	-	-	-	-	-	-	888.49
lease hold land(ROU)	1,766.88	-	-	293.57	73.36	-	366.93	1,473.31
Total	22,803.38	7,257.09	20.58	7,496.91	2,237.72	9.84	9,724.79	15,306.47
C Capital Work in Progress	249.82	6,891.50	7,141.32	-	-	-	-	249.82
Total this year	23,053.20	14,148.59	7,161.90	7,496.91	2,237.72	9.84	9,724.79	15,556.29

Particulars	Gross Block			Accumulated Depreciation			Net Block	
	As at 1 st April 2021	Additions	As at 31 st March, 2022 (Disposals)	As at 1 st April 2021	for the period	On disposals	As at 31 st March, 2022	Balance as at 31 st March 2021
A Tangible Assets								
Factory Building	3,113.06	1,240.62	-	695.08	144.56	-	839.64	2,417.98
Office Building	163.46	78.19	-	25.56	3.67	-	29.23	137.90
Plant & Machinery	7,466.76	7,211.58	-	4,260.80	1,509.32	-	5,770.12	3,205.96
Plant Electricals	577.02	0.00	-	384.16	54.56	-	438.72	192.86
OE-Office Equipments	19.61	5.08	0.72	14.54	2.12	0.12	16.54	5.08
Tools & Spares	1.39	0.00	-	1.30	-	-	1.30	0.09

Notes to the Financial Statement

for the year ended March 31st, 2023

3. Property, Plant and Equipment (Contd..)

Particulars	Gross Block			Accumulated Depreciation			Net Block	
	As at 1 st April 2021	Additions	As at 31 st March, 2022	As at 1 st April 2021	for the period	On disposals	As at 31 st March, 2022	Balance as at 31 st March 2021
Furniture & Fixtures	33.97	0.00	33.97	25.51	2.69	-	28.20	5.77
Vehicles	130.77	69.51	194.30	30.52	17.32	2.40	45.44	148.86
Quality Control Laboratory	11.75	0.00	11.75	9.61	0.96	-	10.57	1.18
Computers	27.05	4.72	31.77	19.06	4.39	-	23.45	7.99
Gas Cylinder	0.14	0.00	0.14	0.10	0.01	-	0.11	0.03
B. Assets under Finance Lease								
Right of Use- Leasehold Land	2,655.37	0.00	2,655.37	220.21	73.36	0.00	293.57	2,361.80
Total	14,200.35	8,609.70	22,803.35	5,686.45	1,812.96	2.52	7,496.89	8,513.89
C Capital Work In Progress	7,535.04	1,245.18	8,530.40	-	-	-	-	7,535.05
Total this year	21,735.39	9,854.88	23,053.18	5,686.45	1,812.96	2.52	7,496.89	16,048.94

(Rs. in Lakhs)

Additional Note:

- For transition to Ind AS, the Company has elected to adopt as deemed cost, the carrying value of PPE measured as per I-GAAP less accumulated depreciation and cumulative impairment on the transition date of 1st April, 2018.
- Refer Note 14 and 17 for details of assets pledged.
- Leasehold land includes assets acquired as "Right to Use".
- The Company had reassess the useful life of plant & machinery installed at new PAP & SAP plant whose useful life was reduce due to wear & tear. The aforesaid reassessment had been done as per analysis & certificate of mechanical chartered engineer.
- Company had enhance the capacity of new DAP/NPK fertilizer plant from 1,20,000 MT to 2,40,000 MT on 29th March 2023 (date of commencement of operation)
- Capital work-in-progress ageing schedule for the year ended March 31st, 2023 and March 31st, 2022 is as follows:

CWIP	Amount in CWIP for a period of				Total
	Less than 1 year	1-2 years	2-3 years	More than 3 years	
A. Projects in progress					
As at March 31 st , 2023	-	-	-	-	0.00
As at March 31 st , 2022	249.82				249.82

(Rs. in Lakhs)

Notes to the Financial Statement

for the year ended March 31st, 2023

4. OTHER FINANCIAL ASSETS

(Rs. in Lakhs)

Particulars	As at 31 st March 2023	As at 31 st March 2022
(Unsecured and considered good)		
Deposit with Banks having maturity more than 12 months	13.22	3.30
Government Grant Receivable (Non Current)	1,575.00	-
Loans and advances to Related parties (Long Term)	750.17	-
Security Deposits*	1,042.92	180.65
Total	3,381.31	183.95

* Pledged with government authorities and others include related parties.

5. OTHER NON - CURRENT ASSETS

(Rs. in Lakhs)

Particulars	As at 31 st March 2023	As at 31 st March 2022
(Unsecured and considered Good)		
Capital Advances	494.97	51.69
Total	494.97	51.69

6. INVENTORIES

(Rs. in Lakhs)

Particulars	As at 31 st March 2023	As at 31 st March 2022
(As taken ,valued & certified by the management)		
a) Raw Materials	9,220.29	6,827.65
b) Finished Goods	11,229.89	8,266.59
c) Stores & Spares	629.62	601.44
d) Other Consumables	318.04	54.04
Total	21,397.84	15,749.72

6.1 All the above inventories have been valued as per the accounting policy (Refer Note No. 2. J)

6.2 The major components of inventory in case of raw material are Rock-Phosphate, Sulphuric Acid, Ammonia, Phosphoric Acid & HDPE Bags, Boron, Zinc Sulphate (Boron & Zinc Sulphate are fortified with SSP), Sulphur etc. and in case of finished goods & stock in process its includes Beneficiated Rock Phosphate(BRP), Single Super Phosphate(SSP), Granular Single Super Phosphate(GSSP),Di-ammonium Phosphate (DAP), Nitrogen Phosphorus and Potassium (NPK) , Phosphoric Acid(PAP) & Sulphuric Acid.

6.3 Inventories as above are hypothecated to secured short term borrowings (Refer Note No. 17.1)

7. TRADE RECEIVABLES

(Rs. in Lakhs)

Particulars	As at 31 st March 2023	As at 31 st March 2022
Trade receivables Unsecured,Considered Good	7,976.31	2,110.02
Subsidy receivables Unsecured ,Considered Good	11,936.54	5,271.43
Total	19,912.85	7,381.45

7.1 Above Trade receivables are hypothecated to secured short term borrowings (Refer Note No. 17.1)

Notes to the Financial Statement

for the year ended March 31st, 2023

7. TRADE RECEIVABLES (Contd..)

Trade receivables ageing schedule for the year ended as on March 31, 2023 and March 31, 2022:

(Rs. in Lakhs)

Particulars	Outstanding for following periods from due date of payment					Total
	Less than 6 months	6 months to 1 year	1-2 years	2-3 years	More than 3 years	
(I) Undisputed Trade Receivables - Considered Good						
As at March 31 st , 2023	19,524.37	285.38	99.40	3.70	-	19,912.85
As at March 31 st , 2022	7,282.79	82.32	15.12	1.22	-	7,381.45
Total Trade Receivables as at March 31st, 2023	19,524.37	285.38	99.40	3.70	-	19,912.85
Total Trade Receivables as at March 31st, 2022	7,282.79	82.32	15.12	1.22	-	7,381.45

8. CASH AND CASH EQUIVALENTS

(Rs. in Lakhs)

Particulars	As at 31 st March 2023	As at 31 st March 2022
Cash on Hand	0.54	0.47
Balance with bank in Current Accounts	600.50	0.62
Fixed Deposit with Bank	-	-
Total	601.04	1.09

8A. BANK BALANCES OTHER THAN CASH AND CASH EQUIVALENTS

(Rs. in Lakhs)

Particulars	As at 31 st March 2023	As at 31 st March 2022
Earmarked Balances with Banks for Unclaimed & Unpaid Dividends	0.54	0.25
Deposits with remaining maturity for less than 12 months	1,525.71	822.65
Total	1,526.25	822.90

8A.1 Fixed deposit more than 12 month maturity are disclosed under other financial assets (Note no.4)

9. LOANS - CURRENT

(Rs. in Lakhs)

Particulars	As at 31 st March 2023	As at 31 st March 2022
(Unsecured and Considered Good)		
Loan to Employee	6.38	15.50
Loans and advances to Related parties	1,486.39	-
Total	1,492.77	15.50

10. OTHER CURRENT FINANCIAL ASSETS

(Rs. in Lakhs)

Particulars	As at 31 st March 2023	As at 31 st March 2022
(Unsecured and Considered Good)		
Security Deposit	254.41	147.91
Government Grant Receivable (Current)	315.00	-
Total	569.41	147.91

Notes to the Financial Statement

for the year ended March 31st, 2023

11. OTHER CURRENT ASSETS

(Rs. in Lakhs)

Particulars	As at 31 st March 2023	As at 31 st March 2022
(Unsecured and Considered Good)		
Prepaid expenses	69.03	59.28
Advances to suppliers	1,001.82	628.73
Material in transit	71.07	28.63
GST Credit Receivables	3,454.81	3,276.63
Total	4,596.73	3,993.27

12. Equity Share Capital

(Rs. in Lakhs)

Particulars	As at 31 st March 2023	As at 31 st March 2022
Authorized Share Capital		
5,00,00,000 (31 st March, 2022 - 2,50,00,000)	5,000.00	2,500.00
Equity Shares of Rs.10/- each fully paid up		
Issued, Subscribed and Paid Up		
4,38,13,470(31 st March, 2022 - 2,19,06,735)	4,381.35	2,190.67
Equity Shares of Rs. 10/- each fully paid up		
Total issued, subscribed and fully paid up share capital	4,381.35	2,190.67

12.1 Terms and Rights attached to Equity Shares

Each holder of Equity Shares is entitled to one vote per share. In the event of liquidation of the Company, the holders of Equity Shares will be entitled to receive remaining assets of the Company, after distribution of all preferential amounts. The distribution will be in proportion to the number of Equity Shares held by the shareholders. There is no restriction on distribution of dividend. However, same is subject to the approval of the shareholders in the Annual General Meeting.

12.2 During the FY 2022-23, the company has allotted Bonus Equity Shares to the shareholders of the company in the proportion of 1 new fully paid-up Equity Share of Face Value of Re. 10/- each for every 1 existing fully paid-up Equity Share of Face Value of Re. 10/- each. Hence the issued, subscribed and paid-up capital of the Company as on 31st March 2023 changes to 4,381.34 Lakhs comprising of 438.13 Lakhs shares of 10/- each.

12.3 Reconciliation of the number of shares outstanding at the beginning and at the end of the reporting period

(Rs. in Lakhs)

Particulars	As at 31 st March 2023	As at 31 st March 2022
As at the beginning of the year	2,19,06,735.00	2,19,06,735.00
Add: Bonus Shares Issued during the year	2,19,06,735.00	-
As at the end of the year	4,38,13,470.00	2,19,06,735.00

12.3 (a) During the financial year 2022-23 dated 19th October 2022 company allotted Bonus share in the ratio of 1:1

12.4 Shares of the company held by holding company

out of equity shares issued by the company, shares held by its holding company are as below:

(Rs. in Lakhs)

Name of Shareholder	As at 31 st March 2023	As at 31 st March 2022
Ostwal Phoschem (India) Limited, holding Company (Holds 2,85,03,108 Equity Shares of Rs.10/- each)	2,85,03,108	1,42,51,554

Notes to the Financial Statement

for the year ended March 31st, 2023

12. Equity Share Capital (Contd..)

12.5 Details of shares held by shareholders holding more than 5% shares of the company

Name of Shareholder	As at 31 st March 2023	
	No. of Shares held	% of Holding
Ostwal Phoschem (India) Limited.	2,85,03,108	65.06%
Suswani Textiles Pvt. Ltd.	28,20,629	6.44%
Visulized Tradecom Private Limited	21,93,989	5.01%

Name of Shareholder	As at 31 st March 2022	
	No. of Shares held	% of Holding
Ostwal Phoschem (India) Limited.	14251554	65.06%
Suswani Textiles Pvt. Ltd.	1433135	6.54%

12.6 The company has one class of equity shares having a par value of Rs.10 per share. Each shareholder is eligible for one vote per share held. In the event of liquidation, the equity shareholders are eligible to receive the remaining assets of the Company after distribution of all preferential amounts, in proportion to their shareholding.

12.7 Shareholding of Promoters

Share hold by Promoters at the end of the year Promoter's Name	As at 31 st March 2023		% Change during the year
	No. of Shares held	% of Holding	
1. Shri Praveen Ostwal	665400	1.52	-
2. Shri Pankaj Ostwal	402030	0.92	-
3. Smt. Ekta Jain	1323680	3.02	-
4. Pankaj Ostwal (HUF)	114240	0.26	-
5. Shri Mahendra Kumar Ostwal	17000	0.04	-
6. Smt. Nitu Jain	10000	0.02	-
7. Praveen Ostwal HUF	12000	0.03	-
8. Nirmala Realinfrastructure Private Limited	1497742	3.42	-0.25%
9. Ostwal Phoschem (India) Limited	28503108	65.06	-

Share hold by Promoters at the end of the year Promoter's Name	As at 31 st March 2022		% Change during the year
	No. of Shares held	% of Holding	
1. Shri Praveen Ostwal	332700	1.52	-
2. Shri Pankaj Ostwal	201015	0.92	-
3. Smt. Ekta Jain	661840	3.02	-
4. Pankaj Ostwal (HUF)	57120	0.26	-
5. Shri Mahendra Kumar Ostwal	8500	0.04	-
6. Smt. Nitu Jain	5000	0.02	-
7. Praveen Ostwal HUF	6000	0.03	-
8. Nirmala Realinfrastructure Private Limited	804132	3.67	-0.21%
9. Ostwal Phoschem (India) Limited	14251554	65.06	-

13. Other Equity

(Rs. in Lakhs)

Particulars	As at	As at
	31 st March 2023	31 st March 2022
Securities Premium		
Balance at the beginning of the year	1,686.52	1,686.52
Addition during the year	-	-
Balance at the end of the year	1,686.52	1,686.52

Notes to the Financial Statement

for the year ended March 31st, 2023

13. Other Equity (Contd..)

(Rs. in Lakhs)

Particulars	As at 31 st March 2023	As at 31 st March 2022
Retained Earnings		
Balance at the beginning of the year	16,663.35	11,070.84
Add: Net Profit/(Net Loss) For the current year	12,420.37	5,702.04
Less: Appropriations		
Issue of Bonus Share	2,190.67	-
Dividend On Equity Shares	109.53	109.53
Balance at the end of the year	26,783.52	16,663.35
Other Comprehensive Income		
Remeasurement of defined benefit plans		
Balance at the beginning of the year	(8.83)	(12.02)
Addition during the year	(4.07)	3.19
Balance at the end of the year	(12.90)	(8.83)
Total	28,457.14	18,341.04

Nature and Purpose of Other Reserves / Other Equity

13.1 Securities Premium Reserve

Balance of Security premium reserve consist of premium on issue of share over its face value. The balance will be utilized for issue of fully paid bonus shares, buy-back of its own share as per provisions of the Companies Act, 2013.

13.2 Dividend

The following dividends were declared and paid by the Company during the year.

(Rs. in Lakhs)

Particulars	As at 31 st March 2023	As at 31 st March 2022
Final Dividend for the year ended 31 st March, 2022 (0.50 Rs. per share)	109.53	
Final Dividend for the year ended 31 st March, 2021 (0.50 Rs. Per share)		109.53
Total	109.53	109.53

14. BORROWINGS- NON CURRENT

(Rs. in Lakhs)

Particulars	As at 31 st March 2023	As at 31 st March 2022
Secured		
Term Loan From Banks		
Rupee Loans	4,142.78	3,237.06
Total	4,142.78	3,237.06

14.1 In respect of Secured Term Loan

- Nature of Security** – The term loans from HDFC Bank by way of 1st charge in the form of mortgage of assets of the company's immovable properties at Banda Unit and Rajoua Unit Dist Sagar, (MP) owned by the company.
- Terms of repayment** – Term loans from HDFC Bank Ltd. & Axis Bank Ltd are repayable in monthly installments and interest rates are variable between @ 7.00% - 9.25% .

(Rs in Lakhs)

Name of Banks	Date of Maturity	No. of Instalments outstanding as on 31.03.2023	As at 31 st March 2023		
			Total Outstanding	Current Maturities	Net Long Term Borrowings
HDFC Bank Ltd.& Axis Bank Car Loan			5512.61	1369.83	4142.78
HDFC Bank Ltd. (Term Loan of Rs. 22.92 crore) @7.80%	07 th June 2025	27	843.24	364.20	479.04

Notes to the Financial Statement

for the year ended March 31st, 2023

14. BORROWINGS- NON CURRENT (Contd..)

(Rs in Lakhs)

Name of Banks	Date of Maturity	No. of Instalments outstanding as on 31.03.2023	As at 31 st March 2023		
			Total Outstanding	Current Maturities	Net Long Term Borrowings
HDFC Bank Ltd. (Term Loan of Rs. 30.00 crore) @8.15%	07 th March 2027	48	2149.16	479.95	1669.21
HDFC Bank Ltd. (Term Loan of Rs. 4.32 crore) @9.25%	07 th Sept 2024	18	218.99	149.00	69.99
HDFC Bank Ltd. (Term Loan of Rs. 22.716 crore) @9.11%	07 th March 2028	60	2271.60	369.50	1902.10
Axis Bank Limited (Car loan of Rs. 38 Lakh) @7.00%	01 st Dec 2026	45	29.62	7.18	22.43
Total			5,512.61	1,369.83	4,142.78

(Rs in Lakhs)

Name of Banks	Date of Maturity	No. of Instalments outstanding as on 31.03.2022	As at 31 st March 2022		
			Total Outstanding	Current Maturities	Net Long Term Borrowings
HDFC Bank Ltd. (Term Loan of Rs. 22.92 crore) @7.75%	07 th June 2025	39	1,180.25	337.49	842.76
HDFC Bank Ltd. (Term Loan of Rs. 30.00 crore) @7.75%	07 th Feb 2027	59	2,599.21	451.82	2,147.39
HDFC Bank Ltd. (Term Loan of Rs. 4.32 crore) @8.25%	07 th Aug 2024	29	356.13	138.84	217.29
Axis Bank Limited (Car loan of Rs. 38 Lakh) @7.00%	01 st Dec 2026	57	36.32	6.70	29.62
Total			4,171.91	934.85	3,237.06

- iii) **Guarantors** - Secured loans are guaranteed by personal guarantee of Sh. Pankaj Ostwal (Managing Director) and Sh. Mahendra Kumar Ostwal (Director), Sh. Praveen Ostwal (Director).

15. LEASE LIABILITIES

(Rs. in Lakhs)

Particulars	As at	As at
	March 31, 2023	March 31, 2022
Lease liability (Non current)	10.49	10.72
Lease liability (Current)	0.23	0.21
Total	10.72	10.93

15A. Other Financial Liabilities

(Rs. in Lakhs)

Particulars	As at	As at
	March 31, 2023	March 31, 2022
Deffered Govt. Grant Income/liability (Non Current)	1,872.36	-
Total	1,872.36	-

Notes to the Financial Statement

for the year ended March 31st, 2023

16. DEFERRED TAX LIABILITIES (NET)

Deferred income tax reflect the net tax effects of temporary difference between the carrying amount of assets and liabilities for the financial reporting purposes and the amounts used for income tax purposes. Significant component of the Company's net deferred income tax are as follows:-

Particulars	Defined benefit obligation	Property, plant and equipment	Provisions & others loss adjustment	MAT credit entitlement	Total
Balance as at 1st April, 2021	(3.59)	836.70	(10.39)	(311.29)	511.42
(Changed)/Credited:					
- to Statement of profit and loss	(0.86)	1885.94	(4.57)	(887.43)	993.08
- to other comprehensive income	1.31				1.31
- to current tax liability					
Balance as at 31st March, 2022	(3.14)	2722.64	(14.96)	(1198.72)	1505.82
(Changed)/Credited:					
- to Statement of profit and loss	(1.17)	1547.64	(5.35)	566.04	2107.16
- to other comprehensive income	(1.67)				(1.67)
- to current tax liability					
Balance as at 31st March, 2023	(5.98)	4270.28	(20.31)	(632.68)	3611.31

B. Income tax recognised in profit or loss

(Rs. in Lakhs)

Particulars	For the year ended 31 st March 2023	For the year ended 31 st March 2022
Current Tax	3,089.37	1,422.74
Deferred Tax	2,107.16	993.09
Total income tax recognised for the year	5,196.53	2,415.83

C. Income tax recognised in other comprehensive income

(Rs. in Lakhs)

Particulars	For the year ended 31 st March 2023	For the year ended 31 st March 2022
Remeasurement of defined benefit obligation	1.67	(1.31)
Total income tax recognised in other comprehensive income	1.67	(1.31)

D. The income tax expense for the year can be reconciled to the accounting profit as follows:

(Rs. in Lakhs)

Particulars	2022-23	2021-22
Net Profit as per Statement of Profit and Loss (before tax)	17616.90	8117.87
Applicable Tax Rate	29.12%	29.12%
Computed Tax Expense	5130.04	2363.92
Tax effect of :		
Items Considered Separately	(4.43)	(2.29)
The amount of eligible / ineligible expenditure	563.59	409.95
35AD Deduction	(2006.76)	(2243.26)
MAT Adjustment	(593.64)	894.41
Income tax of earlier years	0.56	
Current Tax Provision (Net of MAT Credit) (A)	3089.37	1,422.74
Incremental Deferred Tax Liability on account of Tangible Assets	2107.16	993.09
Deferred Tax Provision (B)	2107.16	993.09
Tax Expenses recognised in Statement of Profit and Loss (A+B)	5196.53	2,415.83
Effective Tax Rate	29.50%	29.76%

Notes to the Financial Statement

for the year ended March 31st, 2023

17. BORROWINGS – CURRENT

(Rs. in Lakhs)

Particulars	As at March 31, 2023	As at March 31, 2022
a) Secured		
Loans Repayable On Demand From Banks		
Working Capital -HDFC Bank Ltd.	7,515.06	3,425.58
Working Capital -Axis Bank Ltd.	9,654.91	5,188.46
Working Capital -Yes Bank Ltd.	468.85	
Credit Facility From Bank-Short Term (SBLC Buyer Credit)	9,021.05	3,521.71
b) Current Maturities of Long Term Debt	1,369.83	934.85
c) Unsecured Loan :		
from Promoter & Relatives		
Unsecured Loan-From Inter Corporate	-	-
Unsecured Loan From Directors	82.14	58.85
Total	28,111.84	13,129.45

17.1 for transactions with related party ,refer note no. 35.

- Nature of Security – The advance shall be secured by 1st pari-pasu charge by HDFC Bank LTD , Axis Bank Ltd & Yes Bank Ltd. on Company's movable assets like Inventory's, Book Debts Etc. of Unit-I & Unit II including movable plant and machinery, machinery spares, tools and accessories, furnitur, fixture, vehicles, and all other movable assets present and future, intangible, goodwill, uncalled capital, present and future.
- Terms of repayment – The bank loan for working capital is repayable on demand and having interest rate for HDFC Bank Axis Bank & Yes Bank @ 8.62% ,8.25% & 8.83% respectively as on 31/03/2023
- The bank loan for working capital is guaranteed by personal guarantee of Sh. Pankaj Ostwal (Managing Director) and Sh. Mahendra Kumar Ostwal, Sh. Praveen Ostwal

18. TRADE PAYABLES

(Rs. in Lakhs)

Particulars	As at March 31, 2023	As at March 31, 2022
Trade Payable - Due to Mircro and Small Enterprises	138.63	28.42
Trade payable Due to others	1,291.81	3,562.15
Total	1,430.44	3,590.57

Additional Note:-

18.1 The Government of India has promulgated an act namely "The Micro, Small & Medium Enterprises Development Act 2006" which comes into force with effect from October,2 2006. As per The Act, the Company is required to identify the Micro & Small Enterprises & Pay them interest on overdue beyond the specified period irrespective of the terms agreed with the enterprises. The Company has initiated the process of identification of such suppliers. This information as required to be disclosed under the Micro, Small and Medium Enterprises Development Act, 2006 has been determined to the extent such parties have been identified on the basis of information available with the Company.

Trade payables ageing schedule for the year ended as on March 31st, 2023 and March 31st, 2022:

(Rs. in Lakhs)

Particulars	Outstanding for following periods from due date of payment				Total
	Less than 1 year	1-2 years	2-3 years	More than 3 years	
(I) MSME					
As at 31 st March 2023	138.63	-	-	-	138.63
As at 31 st March 2022	28.42	-	-	-	28.42

Notes to the Financial Statement

for the year ended March 31st, 2023

18. TRADE PAYABLES (Contd..)

(Rs. in Lakhs)

Particulars	Outstanding for following periods from due date of payment				Total
	Less than 1 year	1-2 years	2-3 years	More than 3 years	
(II) Others					
As at 31 st March 2023	1,282.60	6.59	2.62	-	1,291.81
As at 31 st March 2022	3,560.19	1.79	-	0.17	3,562.15
Total trade payables As at 31st March 2023	1,421.23	6.59	2.62	-	1,430.44
Total trade payables As at 31st March 2022	3,588.61	1.79	-	0.17	3,590.57

18.2 The balance outstanding with sundry creditors either debit or credit are subject to confirmation and reconciliation

18.3 for transactions with related party, Refer Note No. 35

19. OTHER CURRENT FINANCIAL LIABILITIES

(Rs. in Lakhs)

Particulars	As at March 31, 2023	As at March 31, 2022
Unpaid Dividends #	0.54	0.25
Liability Towards Staff & Workers	191.21	115.09
Security Deposits from Dealers	120.31	78.00
Liability for Expenses	74.38	44.60
Trade Payable (Sundry Creditors) for capital goods	59.04	156.65
Total	445.48	394.59

There is no overdue amount to be credited to investor education & protection fund.

20. OTHER CURRENT LIABILITIES

(Rs. in Lakhs)

Particulars	As at March 31, 2023	As at March 31, 2022
Statutory dues	154.59	43.20
Advance from customers	1,610.43	1,423.81
Total	1,765.02	1,467.01

21. PROVISIONS

(Rs. in Lakhs)

Particulars	As at March 31, 2023	As at March 31, 2022
For employee benefits-		
Leave Encashment - Non Current	31.25	21.67
Leave Encashment - Current	7.81	4.68
Total	39.06	26.35

22. CURRENT TAX LIABILITIES (NET)

(Rs. in Lakhs)

Particulars	As at March 31, 2023	As at March 31, 2022
Provision for taxation (Net of advance tax)	20.77	10.28
Total	20.77	10.28

Notes to the Financial Statement

for the year ended March 31st, 2023

23. REVENUE FROM OPERATIONS

(Rs. in Lakhs)

Particulars	For the year ended 31 st March 2023	For the year ended 31 st March 2022
Sale of Products	50,809.48	28,346.16
Government Subsidies include freight subsidy	47,395.76	20,802.79
Total	98,205.24	49,148.95

24. OTHER INCOME

(Rs. in Lakhs)

Particulars	For the year ended 31 st March 2023	For the year ended 31 st March 2022
Interest Income	133.31	14.81
Miscellaneous balance W/off	17.02	1.79
Rent Income	-	0.35
Government Grant Subsidy Income	332.64	-
Others	35.70	8.90
Total	518.67	25.85

25. COST OF MATERIALS CONSUMED

(Rs. in Lakhs)

Particulars	For the year ended 31 st March 2023	For the year ended 31 st March 2022
Opening Stock	6,881.69	2,415.19
Add: Purchases	67,881.86	38,826.84
Less: Closing Stock	9,538.32	6,881.69
Total	65,225.23	34,360.34

26. CHANGES IN INVENTORIES OF FINISHED GOODS WORK-IN-PROGRESS AND STOCK-IN-TRADE

(Rs. in Lakhs)

Particulars	For the year ended 31 st March 2023	For the year ended 31 st March 2022
Stock at the beginning of the year (A)	8,266.59	2,591.01
Stock at the end of the year (B)	11,229.89	8,266.59
(Increase)/Decrease in stocks (B-A)	(2,963.30)	(5,675.58)

27. EMPLOYEE BENEFITS EXPENSE

(Rs. in Lakhs)

Particulars	For the year ended 31 st March 2023	For the year ended 31 st March 2022
Salaries, Bonus and allowances	2,632.57	1,694.46
Contribution to Provident Fund & ESI	49.53	38.69
Gratuity Fund contribution	19.60	14.07
Staff welfare expenses	57.54	28.15
Total	2,759.24	1,775.37

Notes to the Financial Statement

for the year ended March 31st, 2023

28. FINANCE COST

(Rs. in Lakhs)

Particulars	For the year ended 31 st March 2023	For the year ended 31 st March 2022
Term Loan Interest	308.48	296.36
Working Capital Interest	809.63	162.42
Interest on lease liabilities	0.86	0.87
Interest other than bank & lease interest	369.48	197.33
Bank Charges	154.84	97.00
Total	1,643.29	753.98

29. DEPRECIATION AND AMORTISATION EXPENSE

(Rs. in Lakhs)

Particulars	For the year ended 31 st March 2023	For the year ended 31 st March 2022
Depreciation on Tangible Assets	2,164.36	1,739.60
Depreciation on Right of Use Assets	73.36	73.36
Total	2,237.72	1,812.96

30. OTHER EXPENSES

(Rs. in Lakhs)

Particulars	For the year ended 31 st March 2023	For the year ended 31 st March 2022
Manufacturing Expenses		
Consumption of Stores & Spares parts	2,689.65	2,011.80
Power & Fuel	1,511.75	1,032.03
Repairs & Maintenance to Plant & Machinery	228.54	131.63
Other manufacturing expenses	1,396.82	698.09
Sub Total	5,826.76	3,873.55
Administration Expenses		
Repairs to Building	30.74	67.71
Insurance	100.97	59.07
Auditors' Remuneration :		
Statutory Audit fees	2.00	1.50
CSR Expenses	92.57	45.14
Travelling Expenses	141.09	73.27
Vehicle Running & Maintenance Expenses	75.65	29.15
Consultancy Charges	35.97	21.33
Office Expense	131.17	79.10
Miscellaneous Expenditure	310.18	107.11
Sub Total	920.34	483.38
Selling & Distribution Expenses		
Freight & Transport	5,134.91	3,516.35
Advertisement & Business Promotion Expenses	191.53	8.96
Godown Rent	70.50	33.77
Discount Allowed	60.79	113.85
Sub Total	5,457.73	3,672.93
Grand Total	12,204.83	8,029.86

Notes to the Financial Statement

for the year ended March 31st, 2023

31. OTHER COMPREHENSIVE INCOME

(Rs. in Lakhs)

Particulars	For the year ended 31 st March 2023	For the year ended 31 st March 2022
Items that will not be reclassified to profit or loss		
Remeasurement of Defined Benefit Plans	(5.74)	4.50
Tax relating to remeasurement of defined benefits plans	1.67	(1.31)
Total	(4.07)	3.19

32. FINANCIAL INSTRUMENTS – FAIR VALUES AND RISK MANAGEMENT

I. The carrying value of financial instruments by categories are as follows:

(Rs. in Lakhs)

Particulars	As at 31 st March 2023			As at 31 st March 2022		
	FVTPL	FVTOCI	Amortized cost	FVTPL	FVTOCI	Amortized cost
Financial Assets						
Other Non-Current Financial Assets	-	-	3,381.31	-	-	183.95
Trade Receivables	-	-	19,912.85	-	-	7,381.45
Cash and Cash equivalents	-	-	2,127.29	-	-	823.99
Loans	-	-	1,492.77	-	-	15.50
Other Current Financial Assets	-	-	569.41	-	-	147.91
Total Financial Assets	-	-	27,483.63	-	-	8,552.80
Financial Liabilities						
Borrowings	-	-	4,142.78	-	-	3,237.06
Lease Liability	-	-	10.72	-	-	10.93
Other Financial liability	-	-	1,872.36	-	-	-
Short Term Borrowings	-	-	28,111.84	-	-	13,129.45
Trade Payables	-	-	-	-	-	-
(A) Total outstanding dues of micro enterprises and small enterprises	-	-	138.63	-	-	28.42
(B) Total outstanding dues of creditors other than micro enterprises and small enterprises	-	-	1,291.81	-	-	3,562.15
Other Current Financial Liabilities	-	-	445.48	-	-	394.59
Total Financial Liabilities	-	-	36,013.62	-	-	20,362.60

II. Financial risk management

The Company has exposure to the following risks arising from financial instruments:

- credit risk;
- liquidity risk; and
- Market risk

i. Risk management framework

The Company's board of directors has overall responsibility for the establishment and oversight of the Company's risk management framework. The board of directors has established the processes to ensure that executive management controls risks through the mechanism of property defined framework.

The Company's risk management policies are established to identify and analyse the risks faced by the Company, to set appropriate risk limits and controls and to monitor risks and adherence to limits. Risk management policies and systems are reviewed by the board annually to reflect changes in market conditions and the Company's activities. The Company, through its training and management standards and procedures, aims to maintain a disciplined and constructive control environment in which all employees understand their roles and obligations.

Notes to the Financial Statement

for the year ended March 31st, 2023

32. FINANCIAL INSTRUMENTS – FAIR VALUES AND RISK MANAGEMENT (Contd..)

The Company's Audit Committee oversees compliance with the Company's risk management policies and procedures, and reviews the adequacy of the risk management framework in relation to the risks faced by the Company. The Audit Committee is assisted in its oversight role by Internal Audit. Internal Audit undertakes both regular and ad hoc reviews of risk management controls and procedures, the results of which are reported to the Audit Committee.

ii. Credit risk

Credit risk refers to the risk that counterparty will default on its contractual obligations resulting in financial loss to the Company. The Company is exposed to credit risk for trade receivables and financial guarantees for dealers, derivative financial instruments and other financial assets.

The Company assess the counter party before entering into transactions and wherever necessary supplies are made against advance payment. The Company on continuous basis monitor the credit limit of the counter parties to mitigate or minimise the credit risk.

The carrying amount of following financial assets represents the maximum credit exposure:

Trade and other receivables

The Company's exposure to credit risk is influenced mainly by the individual characteristics of each customer. However, management also considers the factors that may influence the credit risk of its customer base, including the default risk of the industry and country in which customers operate.

The Company Management has established a credit policy under which each new customer is analysed individually for creditworthiness before the Company's standard payment and delivery terms and conditions are offered. The Company's review includes market check, industry feedback, past financials and external ratings, if they are available, and in some cases bank references.

Based on the credit aging of individual customer, the management considers that no provision on such receivables has been recognised as on the reporting date.

iii. Liquidity risk

Liquidity risk is the risk that the Company will encounter difficulty in meeting the obligations associated with its financial liabilities that are settled by delivering cash or another financial asset. The Company's approach to managing liquidity is to ensure, as far as possible, that it will have sufficient liquidity to meet its liabilities when they are due, under both normal and stressed conditions, without incurring unacceptable losses or risking damage to the Company's reputation.

The Management monitors rolling forecasts of the Company's liquidity position on the basis of expected cash flows. The Company's objective is to maintain a balance between continuity of funding and flexibility through the use of surplus funds, bank loans and inter corporate loans.

Exposure to liquidity risk

a) Maturities of financial liabilities

The following are the remaining contractual maturities of financial liabilities at the reporting date.

(Rs. in Lakhs)

Particulars	Carrying Amount		Contractual cash flows		
	As at 31 st March 2023	Total	Within 1 Year	1-5 years	More than 5 years
Financial Liabilities					
Borrowings	4142.78	4142.78	-	4142.78	-
Lease Liability	10.72	10.72	-	-	10.72
Other Financial Liabilities	1872.36	1872.36	332.64	1330.57	209.15
Short Terms Borrowings	28111.84	28111.84	28111.84	-	-

Notes to the Financial Statement

for the year ended March 31st, 2023

32. FINANCIAL INSTRUMENTS – FAIR VALUES AND RISK MANAGEMENT (Contd..)

(Rs. in Lakhs)

Particulars	Carrying Amount		Contractual cash flows		
	As at 31 st March 2023	Total	Within 1 Year	1-5 years	More than 5 years
Trade Payables					
(A) Total outstanding dues of micro enterprises and small enterprises	138.63	138.63	138.63	-	-
(B) Total outstanding dues of creditors other than micro enterprises and small enterprises	1291.81	1291.81	1282.60	9.21	-
Other Current Financial Liabilities	445.48	445.48	445.48	-	-
Total Financial Liabilities	36013.62	36013.62	30311.19	5482.56	219.87

(Rs. in Lakhs)

Particulars	Carrying Amount		Contractual cash flows		
	As at 31 st March 2022	Total	Within 1 Year	1-5 years	More than 5 years
Financial Liabilities					
Borrowings	3237.06	3237.06	-	3237.06	-
Lease Liability	10.93	10.93	-	-	10.93
Short Terms Borrowings	13129.45	13129.45	13129.45	-	-
Trade Payables					
(A) Total outstanding dues of micro enterprises and small enterprises	28.42	28.42	28.42	-	-
(B) Total outstanding dues of creditors other than micro enterprises and small enterprises	3562.15	3562.15	3560.19	1.96	-
Other Current Financial Liabilities	394.59	394.59	394.59	-	-
Total Financial Liabilities	20362.60	20362.60	17112.65	3239.02	10.93

iv. Market risk

Market risk is the risk that changes in market prices such as foreign exchange rates, interest rates and commodity prices which will affect the Company's income or the value of its holdings of financial instruments. The objective of market risk management is to manage and control market exposures within acceptable parameters, while optimising the return.

Foreign currency risk

Foreign currency risk is the risk of impact related to fair value or future cash flows of an exposure in foreign currency, which fluctuate due to changes in foreign exchange rates. The Company's exposure to the risk of changes in foreign exchange rates relates primarily to import of raw materials. When a derivative is entered for the purpose of being a hedge, the Company negotiates the terms of those derivatives to match the terms of the hedged exposure.

The Company evaluates exchange rate exposure arising from foreign currency transactions. The Company follows established risk management policies and standard operating procedures.

(Amount in USD)

Particulars	As at March 31, 2023	As at March 31, 2022
Trade and other payables	1,10,04,563	45,94,000

Interest rate risk

Interest rate risk is the risk that the fair value or future cash flows of a financial instrument will fluctuate because of changes in market interest rates. The Company's exposure to the risk of changes in market interest rates relates primarily to the Company's short-term borrowing. The Company constantly monitors the credit markets and rebalances its financing strategies to achieve an optimal maturity profile and financing cost.

Notes to the Financial Statement

for the year ended March 31st, 2023

32. FINANCIAL INSTRUMENTS – FAIR VALUES AND RISK MANAGEMENT (Contd..)

The exposure of the Company's financial liabilities to interest rate risk based on liabilities as at reporting date is as follows:

(Rs. in Lakhs)

Particulars	Impact on profit before tax	
	2022-23	2021-22
Increase in interest rate by 100 basis points	(126.91)	(61.44)
Decrease in interest rate by 100 basis points	126.91	61.44

Commodity price risk

Commodity price risk for the Company is mainly related to fluctuations of raw materials prices linked to various external factors, which can affect the production cost of the Company. Company actively manages inventory and in many cases sale prices are linked to major raw material prices. To manage this risk, the Company enters into long-term supply agreement for Raw Material, identifying new sources etc. Additionally, processes and policies related to such risks are reviewed and managed by senior management on continuous basis.

33. CAPITAL MANAGEMENT

For the purpose of the Company's capital management, capital includes issued equity capital and all other equity reserves attributable to the equity holders of the Company. The primary objective of the Company's capital management is to ensure that it maintains an efficient capital structure and healthy capital ratios in order to support its business and maximize shareholder value.

The Company manages its capital so as to safeguard its ability to continue as a going concern and to optimise returns to shareholders. The capital structure of the Company is based on management's judgement of its strategic and day-to-day needs with a focus on total equity so as to maintain investor, creditors and market confidence. The management and the Board of Directors monitors the return on capital as well as the level of dividends to shareholders. The Company may take appropriate steps in order to maintain, or if necessary adjust, its capital structure.

The Company monitors capital using a gearing ratio, which is calculated by dividing Net Debt from the Equity. The Company includes within Net Debt, interest bearing loans and borrowings less cash and short-term deposits (including other bank balance) and under Equity, the Equity Share Capital plus other Equity (excluding Preference Share Capital) is considered:

(Rs. in Lakhs)

Particulars	As at March 31, 2023	As at March 31, 2022
Gross Debt	32254.62	16366.51
Less: Cash & Cash Equivalents	2127.29	823.99
Net Debt (A)	30127.33	15542.52
Total Equity (B)	32838.49	20531.71
Gearing Ratio (A/B)	0.92	0.76

34. CONTINGENT LIABILITIES:

1. Claims against the company not acknowledged as debt

(Rs. in Lakhs)

Particulars	2022-23 (in lakhs)	2021-22 (in lakhs)
a. Demand raised by commercial tax department for Entry tax for the F.Y.2012-13	3.72	3.72
b. Demand raised by Assistant Commissioner, Central GST Department, Sagar	34.03	-

Notes to the Financial Statement

for the year ended March 31st, 2023

35. DISCLOSURE OF RELATED PARTY TRANSACTIONS PURSUANT TO IND AS 24 "RELATED PARTY DISCLOSURES"

A. Details of related parties

Parent	Ostwal Phoschem (India) Ltd.
Key Managerial Personnel	Shri Pankaj Ostwal (Managing Director) Shri Sourabh Gupta (Whole Time Director & Chief Financial Officer) Ms. Pallavi Sukhwal (Company Secretary & Compliance Officer)
Non-Executive Director/ Independent Director	Shri Mahendra Kumar Ostwal Shri Praveen Ostwal Shri Bheru Lal Ostwal Shri Paras Mal Surana Smt. Shruti Babel Shri Gopal Inani
Where persons mentioned in (b) exercise significant influence	Krishana Phoschem Ltd. Ostwal Phoschem (India) Ltd. Nirmala Realinfrastructure Private Limited Seasons International Private Limited Shri Ganpati Fertilizers limited
Relatives of Key Managerial Personnel (KMP)	Mrs. Nitu Ostwal Mrs. Ekta Jain
Other Related Parties	M.K. Ostwal HUF (Karta is director) Pankaj Ostwal HUF (Karta is director) Praveen Ostwal HUF (Karta is director)

B. Transaction with Related parties

(Rs. in Lakhs)

Sr. No.	Particulars	2022-23	2021-22
1. Purchase of goods			
	Ostwal Phoschem (India) Ltd.	723.96	2394.83
	Krishana Phoschem Ltd.	5314.09	7472.62
	Seasons International Private Ltd.	6.66	347.51
2. Sale of goods			
	Ostwal Phoschem (India) Ltd.	4844.27	992.68
	Krishana Phoschem Ltd.	2961.64	3105.12
	Shri Ganpati Fertilizers Ltd	320.00	961.20
3. Rent paid			
	Ostwal Phoschem (India) Ltd.	0.12	0.12
4. Interest paid to			
	Krishana Phoschem Ltd.	172.53	95.14
	Ostwal Phoschem (India) Ltd.	15.53	42.64
	Seasons International Private Ltd.	0.00	0.77
	Shri Pankaj Ostwal	10.88	0.00
	Shri Ganpati Fertilizers Ltd	0.14	0.00
5. Insurance paid for			
(i) Key Managerial Personnel			
	Shri Pankaj Ostwal	1.33	1.33
6. Compensation paid to Key Managerial Personnel: Remuneration			
(1) Short-term employment benefits / Salary			
(i) Key Managerial Personnel			
	Shri Pankaj Ostwal	168.02	144.02
	Shri Sourabh Gupta	13.68	10.67
	Ms. Pallvi Sukhwal	4.17	3.76

Notes to the Financial Statement

for the year ended March 31st, 2023

35. DISCLOSURE OF RELATED PARTY TRANSACTIONS PURSUANT TO IND AS 24 "RELATED PARTY DISCLOSURES" (Contd..)

(Rs. in Lakhs)

Sr. No.	Particulars	2022-23	2021-22
	(2) Commission		
	Shri Pankaj Ostwal	245.51	-
7.	Dividend Paid		
	Ostwal Phoschem (India) Ltd.	71.26	71.26
	Nirmala realinfrastructure Private Limited	3.93	4.25
	Shri Praveen Ostwal	1.66	1.66
	Shri Pankaj Ostwal	1.01	1.01
	Shri Mahendra Kumar Ostwal	0.04	0.04
	Shri Bheru lal Ostwal	0.22	0.25
	Shri Arvind Kothari	0.00	0.06
	Mrs. Nitu Ostwal	0.03	0.03
	Mrs. Ekta jain	3.31	3.31
	Shri Pankaj ostwal (karta of pankaj Ostwal HUF)	0.29	0.29
	Shri Praveen Ostwal (Karta of praveen Ostwal HUF)	0.03	0.03
8.	Loan Taken From :		
	Krishana Phoschem Ltd.	6802.00	605.00
	Ostwal Phoschem (India) Ltd.	3359.00	3443.00
	Seasons International Private Ltd.	0.00	150.00
	Shri Ganpati fertilizers Ltd	550.00	0.00
	Shri Pankaj Ostwal	151.50	101.00
9.	Repayment against loan received		
	Krishana Phoschem Ltd.	6802.00	1733.28
	Ostwal Phoschem (India) Ltd.	3359.00	3443.00
	Seasons International Private Ltd.	0.00	150.00
	Shri Ganpati fertilizers Ltd	550.00	0.00
	Shri Pankaj Ostwal	128.21	42.15
10.	Loan Given to (Short Term)		
	Ostwal Phoschem (India) Ltd.	3450.00	0.00
	Krishana Phoschem Ltd.	4170.00	0.00
	Shri Ganpati fertilizers Ltd	2760.00	0.00
11.	Loan Given to (Long Term)		
	Shri Ganpati fertilizers Ltd	750.00	0.00
12.	Repayment against loan Given (Short Term)		
	Ostwal Phoschem (India) Ltd.	3450.00	0.00
	Krishana Phoschem Ltd.	4170.00	0.00
	Shri Ganpati fertilizers Ltd	1300.00	0.00
13.	Interest Received From (Short Term)		
	Ostwal Phoschem (India) Ltd.	11.63	0.00
	Krishana Phoschem Ltd.	42.51	0.00
	Shri Ganpati fertilizers Ltd	31.65	0.00
14.	Interest Received From (Long Term Loan)		
	Shri Ganpati fertilizers Ltd	0.19	0.00
15.	Security Deposit Given to		
	Krishna Phoschem Ltd.	800.00	0.00

All related party contracts / arrangements have been entered on arms' length basis.

Notes to the Financial Statement

for the year ended March 31st, 2023

35. DISCLOSURE OF RELATED PARTY TRANSACTIONS PURSUANT TO IND AS 24 "RELATED PARTY DISCLOSURES" (Contd..)

C. Amount due to/from related parties:

(Rs. in Lakhs)

Sr. No.	Particulars	2022-23	2021-22
	OUTSTANDING AT THE YEAR END		
1	Trade Payable		
	Krishana Phoschem Ltd.	65.16	1820.05
	Seasons International Private Ltd.	0.00	184.79
2	Trade Receivable		
	Ostwal Phoschem (India) Ltd.	4921.64	0.00
3	Loan taken from :		
	Shri Pankaj Ostwal	82.14	58.85
4	Compensation payable to Key Managerial Personnel as on 31.03.2023 & 31.03.2022		
	Shri Pankaj Ostwal	52.90	13.85
	Shri Sourabh Gupta	1.10	0.67
	Ms. Pallavi Sukhwal	0.33	0.00
5	Loan Given (Short Term) to:		
	Shri Ganpati fertilizers Ltd.	1486.38	0.00
6.	Loan Given (Long Term) to:		
	Shri Ganpati fertilizers Ltd.	750.17	0.00
7.	Security Deposit Receivable from :		
	Krishana Phoschem Ltd.	800.00	0.00

36. CORPORATE SOCIAL RESPONSIBILITIES (CSR)

(Rs. in Lakhs)

Particulars	As at March 31, 2023	As at March 31, 2022
Amount required to be spent by the company during the year	87.90	44.58
Amount of expenditure incurred	92.57	45.14
Shortfall at the end of the year	-	-
Total of previous years shortfall	-	-
Reason for shortfall	-	-
Nature of CSR activities	Eradication of hunger and malnutrition, promoting gender equality, empowering women, promoting education, healthcare, environment sustainability	
Details of related party transactions, e.g. Contribution to a trust controlled by the company in relation to CSR expenditure as per relevant Accounting Standard	-	-
Where a provision is made with respect to a liability incurred by entering into a contractual obligation, the movements in the provision during the year shall be shown separately.	NA	NA

37. EMPLOYEE BENEFITS

(a) Defined Contribution Plans:

The Company has recognized the following amounts in the Statement of Profit and Loss which are included under Contribution to Provident and other funds;

Particulars	For the year ended 31 st March 2023	For the year ended 31 st March 2022
i) Employers Contribution to Provident Fund	49.53	38.69

Notes to the Financial Statement

for the year ended March 31st, 2023

37. EMPLOYEE BENEFITS (Contd..)

(b) Defined Benefit Plan:

Gratuity

The Company makes payment to vested employees as per provisions of Payment of Gratuity Act, 1972. The provision of Gratuity Liability as on the Balance Sheet date is done on actuarial valuation basis for qualifying employees, however the same is not funded to any trust or scheme. The present value of the Defined Benefits obligation and the related current service cost is measured using the Projected Unit Credit Actuarial Method at the end of Balance Sheet date by the Actuary.

Leave Encashment

The Company provides benefit of leave encashment to its employees as per defined rules. The provision for liability for leave encashment as on date of Balance Sheet is recognised on the basis of Actuarial certificate.

(Rs. in Lakhs)

Particulars	For the year ended 31 st March 2023		For the year ended 31 st March 2022	
	Gratuity	Earned Leave	Gratuity	Earned Leave
A) Changes in Defined Benefit Obligations: -				
a) Defined Benefit Obligation at the beginning of the year	73.14	26.36	62.82	18.06
b) Interest Cost	4.53	1.76	3.89	0.97
c) Current Service Cost	18.61	19.17	13.00	13.55
d) Benefits paid	(2.86)	(3.12)	(2.46)	(5.46)
e) Actuarial (Gain)/Loss on Obligation	6.31	(5.10)	(4.11)	(0.75)
Present value of obligation at the end of year	99.73	39.06	73.14	26.36
B) Change in Fair Value of Plan Assets during the year: -				
a) Plan Assets at the beginning of the year	62.36	0.00	50.48	0.00
b) Adjustment to Opening Fair Value of Plan Asset	0.01	0.00	0.07	0.00
c) Expected Return on Plan Assets	4.32	0.00	3.45	0.00
d) Actuarial Gain/(Loss) on Assets	0.56	0.00	0.39	0.00
e) Employer's contribution	14.80	3.12	10.43	5.46
f) Benefits Paid	(2.48)	(3.12)	(2.46)	(5.46)
Fair Value of the plan assets at the end of the year	79.19	0.00	62.36	0.00
C) Reconciliation of Present value of Defined Benefit Obligation and Fair Value of Plan Assets				
a) Present value of defined benefit obligation at end of the year	99.73	39.06	73.14	26.36
b) Fair value of plan assets at end of the year	79.19	0.00	62.36	0.00
Funded status Surplus/(Deficit)	(20.54)	(39.06)	(10.78)	(26.36)
D) Expenses recognized in the Statement of Profit and Loss				
a) Current Service Cost	18.61	19.17	13.00	13.55
b) Net Interest Cost	0.21	1.76	0.45	0.97
c) Actuarial (Gain) / Loss	0.00	(5.10)	0.00	(0.75)
Expenses recognized in the Statement of Profit and Loss	18.82	15.83	13.45	13.77
E) Expenses recognized in the Other Comprehensive Income (OCI)				
a) Actuarial (gain)/loss arising from changes in demographic assumption	0.00	0.00	0.00	0.00
b) Actuarial (gain)/loss arising from changes in financial assumption	(7.82)	0.00	(5.57)	0.00
c) Actuarial (gain)/loss arising on account of experience changes	14.13	0.00	1.46	0.00
d) (Gain)/ Loss on plan assets less interest on plan assets	(0.56)	0.00	(0.39)	0.00
Expenses recognized in the Statement of Other Comprehensive Income	5.74	0.00	(4.50)	0.00

F) Investment details - Plan assets:-	For the year ended 31 st March 2023	For the year ended 31 st March 2022
LIC- Administrator of the plan fund	79.16	62.36

Notes to the Financial Statement

for the year ended March 31st, 2023

37. EMPLOYEE BENEFITS (Contd..)

G) The assumptions used in Actuarial Valuation:-	For the year ended 31 st March 2023		For the year ended 31 st March 2022	
	Gratuity	Earned Leave	Gratuity	Earned Leave
1. Financial Assumptions used in determining the Defined Benefit Obligation				
A) Discount rate (per annum)	7.10%	7.29%	7.10%	7.10%
B) Salary escalation rate (per annum)	7.00%	7.00%	7.00%	7.00%
2. Demographic Assumptions used to determine the Defined Benefit Obligation				
A) Retirement Age	60 Years		60 Years	
B) Mortality Table	IALM (2012-2014)		IALM (2012-2014)	
C) Employee Turnover/Attrition Rate	5.00%		5.00%	

(Rs. in Lakhs)

H) Sensitivity Analysis:-	For the year ended 31 st March 2023			
	Gratuity		Earned Leave	
	Increase	Decrease	Increase	Decrease
Discount rate (1% movement)	91.11	109.96	35.88	42.87
Expected rate of future salary increase (1% movement)	109.42	91.26	42.74	35.93

I) Maturity Profile of Defined Benefit Obligation:-	For the year ended 31 st March 2023	
	Gratuity	Earned Leave
Within 1 Year	14.06	7.81
1-5 Years	28.64	11.42
Beyond 5 Years but up to 10 Years	31.88	10.25

- The Weighted average duration of the defined benefit plan obligation at the end of the reporting period is 9.50 Years.
- The sensitivity analysis above has been determined based on a method that extrapolates the impact on defined benefit obligation as a result of reasonable changes in key assumptions occurring at the end of the reporting period. The sensitivity analysis may not be representative of the actual change in the defined benefit obligation as it is unlikely that the change in assumptions would occur in isolation of one another as some of the assumptions may be correlated. Furthermore, in presenting the above sensitivity analysis the present value of defined benefit obligation has been calculated using the projected unit credit method.

J) Description of Risk Exposures:

Valuations are based on certain assumptions, which are dynamic in nature and vary over time. As such Company is exposed to various risks as follows –

- Salary Increases: - Actual salary increases will increase the Plan's liability. Increase in salary increase rate assumption in future valuations will also increase the liability.
- Investment Risk: - If Plan is funded then assets liabilities mismatch and actual investment return on assets lower than the discount rate assumed at the last valuation date can impact the liability.
- Discount Rate: - Reduction in discount rate in subsequent valuations can increase the plan's liability.
- Mortality & disability: - Actual deaths and disability cases proving lower or higher than assumed in the valuation can impact the liabilities.
- Withdrawals: - Actual withdrawals proving higher or lower than assumed withdrawals and change of withdrawal rates at subsequent valuations can impact Plan's liability

Notes to the Financial Statement

for the year ended March 31st, 2023

38. EARNINGS PER SHARE (EPS)

(Rs. in Lakhs)

Particulars	2022-23	2021-22
i) Net Profit after Tax as per Statement of Profit and Loss attributable to Equity Shareholders ₹ In Lakhs	12,420.37	5,702.04
ii) Weighted Average Number of Equity Shares used as denominator for calculating EPS	4,38,13,470	2,19,06,735
iii) Restated Basic and Diluted Earning per Share (₹)	28.35	13.01
iv) Face Value per Equity Share (₹)	10	10

39. MSME Disclosure

Disclosure required under Micro, Small and Medium Enterprises Development Act, 2006 (the Act) are given as follows:

(Rs. in Lakhs)

Particulars	As at March 31 st , 2023	As at March 31 st , 2022
Principal amount due	138.63	28.42
Interest due on above	-	-
Interest paid during the period beyond the appointed day	-	-
Amount of interest due and payable for the period of delay in making payment without adding the interest specified under the Act.	-	-
Amount of interest accrued and remaining unpaid at the end of the period	-	-
Amount of further interest remaining due and payable even in the succeeding years, until such date when the interest dues as above are actually paid to small enterprises for the purpose of disallowance as a deductible expenditure under Sec.23 of the Act	-	-

Note: The above information and that given in Note No. 18 'Trade Payables' regarding Micro and Small Enterprises has been determined on the basis of information available with the Company and has been relied upon by the auditors.

40. Additional Regulatory Information:

- The title deeds of all the immovable properties, (other than immovable properties where the Company is the lessee and the lease agreements are duly executed in favor of the Company) disclosed in the financial statements included in property, plant and equipment and capital work-in progress are held in the name of the Company as at the balance sheet date.
- The Company has not revalued its property, plant and equipment or intangible assets or both during the current or previous year.
- Company has granted loan to related party which are outstanding at balance sheet date amount Rs. 2236.55 lacs (as defined under Companies Act, 2013,) either severally or jointly with any other person, that are either repayable on demand or without specifying any terms or period of repayment.
- The Company do not have any Benami property, where any proceeding has been initiated or pending against the Company for holding any Benami property.
- The Company has borrowings from banks on the basis of security of current assets. The quarterly returns or statements of current assets filed by the company with banks are in agreement with the books of accounts.
- The Company have not been declared willful defaulter by any bank or financial institution or other lender.
- The Company do not have any transactions with companies struck off.
- The Company do not have any charges or satisfaction which is yet to be registered with ROC beyond the statutory period.
- The Company has complied with the number of layers prescribed under clause (87) of section 2 of the Act read with the Companies (Restriction on number of Layers) Rules, 2017.

Notes to the Financial Statement

for the year ended March 31st, 2023

40. Additional Regulatory Information: (Contd..)

- x. No Scheme of Arrangements has been approved by the Competent Authority in terms of sections 230 to 237 of the Companies Act, 2013.
- xi. The Company have not advanced or loaned or invested funds to any other person(s) or entity(ies), including foreign entities (Intermediaries) with the understanding that the Intermediary shall:
- directly or indirectly lend or invest in other persons or entities identified in any manner whatsoever by or on behalf of the Company (Ultimate Beneficiaries) or
 - provide any guarantee, security or the like to or on behalf of the Ultimate Beneficiaries
- xii. The Company have not received any fund from any person(s) or entity(ies), including foreign entities (Funding Party) with the understanding (whether recorded in writing or otherwise) that the Company shall:
- directly or indirectly lend or invest in other persons or entities identified in any manner whatsoever by or on behalf of the Funding Party (Ultimate Beneficiaries) or
 - provide any guarantee, security or the like on behalf of the Ultimate Beneficiaries,
- xiii. The Company have no such transaction which is not recorded in the books of accounts that has been surrendered or disclosed as income during the year in the tax assessments under the Income Tax Act, 1961 (such as, search or survey or any other relevant provisions of the Income Tax Act, 1961).
- xiv. The Company have not traded or invested in Crypto currency or Virtual Currency during the financial year.
- xv. The Company has used the borrowings from banks and financial institutions for the specific purpose for which it was obtained.
- xvi. **Ratios:**

The following are analytical ratios for the year ended March 31st, 2023 and March 31st, 2022

Particulars	Numerator	Denominator	As at March 31, 2023	As at March 31, 2022	Deviation
(a) Current Ratio	Current Assets	Current Liability	1.58	1.51	4.64%
(b) Debt-Equity Ratio	Total Debts (1)	Shareholders fund	0.98	0.80	22.50%
(c) Debt Service Coverage Ratio	Earnings available for debt service (2)	Debt Service	12.08	7.10	70.14%
(d) Return on Equity Ratio	Net Profits after taxes	Average Shareholder's Equity	46.54%	32.15%	14.39%
(e) Inventory turnover ratio,	COGS	Average Inventory	4.57	4.14	10.39%
(f) Trade Receivables turnover ratio,	Revenue	Average Trade Receivable	5.75	8.82	(34.81%)
(g) Trade payables turnover ratio,	Purchases	Average Trade Payables	18.12	11.68	55.14%
(h) Net capital turnover ratio,	Revenue	Working Capital	5.36	5.17	3.68%
(i) Net profit ratio,	Net Profit	Revenue	12.65%	11.60%	1.05%
(j) Return on Capital employed,	Earnings before interest and taxes	Capital Employed (3)	48.72%	37.31%	11.41%

- Total Debts represents long term debts & Short-Term Debts including current maturities of long-term borrowing, lease liability & SBLC
- Net Profit after taxes + non-cash operating expenses + Interest + other adjustments like loss on sale of Fixed assets etc.
- Tangible net worth + deferred tax liabilities + Lease Liabilities + Long term debts including current maturities.

Notes to the Financial Statement

for the year ended March 31st, 2023

40. Additional Regulatory Information: (Contd..)

Explanation for variances exceeding 25%:

- a). Debt-Service coverage ratio increase due to better cash accruals of company.
- b). i) Trade Receivable turnover ratio decreased due to trading debtor arising on account of import of DAP
ii) Increasing PMT subsidy on NPK leading to disproportionate increase the level of subsidy outstanding.
- c). Trade payables turnover ratio increased due to maintain trade payable level in absolute terms at existing level, despite increase in purchase.

41. Details of Sales:

(Rs. in Lakhs)

S. No.	Products	For the year 2022-23		For the year 2021-22	
		Qty(MT)	Value	Qty(MT)	Value
ii)	Sales				
	Beneficiated Rock Phosphate	0.00	0.00	0.00	0.00
	Phosphate Rich Organic Manure (PROM) & Potash	13,827.200	1450.87	32,293.25	3029.01
	Single Super Phosphate-(Powder+ Granular)	2,03,022.10	32,145.05	1,78,528.10	25,674.25
	Sulphuric Acid , Oleum & other products	1650.020	172.74	23,404.14	1,816.20
	Di-ammonium Phosphate (DAP)	864.00	510.87	2,426.50	1,342.62
	Nitrogen, phosphorus and potassium (NPK)	87,068.550	53,006.99	29,300.95	11,406.75
	Phosphoric Acid	37.109	56.23	73.504	74.19
	Other sale includes trading sale, casma, phospho gypsum, doctorG, sulphur bentonite Etc.		10,862.49		5,805.93

42. Approval of Financial Statements

The Financial Statements were approved for issue by the Board of Directors on 24th April, 2023. The Board of Directors have recommended dividend of ₹ 0.50 per fully paid up equity share of ₹ 10/- each, aggregating ₹ 219.07 Lacs for the financial year 2022-23, which is based on relevant share capital as on 31st March, 2023. The actual dividend amount will be dependent on the relevant share capital outstanding as on the record date / book closure.

43. In the opinion of the Board, all assets other than fixed assets and non-current investments, have a realisable value in the ordinary course of business which is not significantly differ from the amount at which it is stated.

44. The new Code on Social Security, 2020 (the Code) has been enacted, which would impact the contributions by the Company towards Provident Fund and Gratuity. The effective date from which the changes are applicable is yet to be notified. The Ministry of Labour and Employment (the Ministry) has released draft rules for the Code on November 13, 2020 and has invited suggestions from stake holders which are under active consideration by the Ministry. The Company will complete its evaluation and will give appropriate impact in its financial statements in the period in which the Code becomes effective and the related rules are published.

45. Previous year's figures have been reclassified, wherever necessary, to confirm current year's presentation.

As per our report of even date.

For M/s Ashok Kanther & Associates

Chartered Accountants

(Firm Registration No. 050014C)

For and on Behalf of the Board of Directors

(Pankaj Ostwal)

Managing Director
DIN 02586806

(Praveen Ostwal)

Director
DIN : 00412207

(Ashok Kanther)

Partner

Membership No. 043571

Place: Bhilwara

Date : 24th April,2023

(Pallavi Sukhwal)

Company Secretary

Membership No. ACS 43744

(Sourabh Gupta)

Whole Time Director & CFO

DIN 07177647



We Deal in:

Fertilizers, Bio-Fertilizers, Minerals Beneficiation, Dyes Intermediates Speciality Chemicals, Agri Commodities (Import and Export), Real Estate, Hospitality, Textile

Registered & Corporate Office

5-O-21, Basement, R.C. Vyas Colony
Bhilwara (Raj.) 311001
Ph:- 01482-233091
Website: <http://www.mbapl.com>

