



## MAYUR UNIQUOTERS LIMITED

Manufacturers of Artificial Leather/PVC Vinyl

### Press Release

Jaipur, November 16, 2013: Mayur Uniquoters limited, India's leading Manufacturer of synthetic/ Artificial Leather/ PVC Vinyl, has been ranked at 609 as compared to 775 in the previous year among the **BT 500 INDIA's MOST VALUABLE COMPANIES/ The Next 500** in the year 2013 by Business Today. The Companies have been ranked on the basis of market capitalization and various other parameters such as Return on Net worth (RoNW), Return on Capital Employed (RoCE) and Earning per share (EPS). All the companies listed on the National Stock Exchange and Bombay Stock Exchange have been considered.

In addition to that Business world in their recent issue dated on 4<sup>th</sup> November 2013 in their list of **THEBWREAL 500 Ranking**, Company has been placed at **46<sup>th</sup> Rank on the basis of Return on Net Worth (RoNW) with 42.70%** and also at **28<sup>th</sup> position on the basis of Return on Capital employed (RoCE) with 58.37%**.

Mayur Uniquoters CMD & CEO, Mr. Poddar, said, "We feel proud to get various recognitions from various national and international business magazines". This is as the result of our consistent focus on our core production areas and target segments along with the unwavering dedication of Team Mayur. Mr. Poddar, further stated, "he would like to thank the entire team of Mayur, Business partners and all associates who have been constantly with us in our journey."

The ranking holds a mirror to India's emerging symbols of growth. Mayur's recognition by the various national and international magazines brings some well-deserved attention to this indigenous manufacturing corporation which represents the face of the bold new Indian industry. This achievement gives us great recognition and an additional impetus to continue with our objective of ensuring continuous growth as a result of consistently high customer satisfaction."

Mayur is a NSE & BSE listed business enterprise with revenues of Rs 383.27cr. Mayur focuses on servicing the various customer segments such as Export (General), Export (OEM's), Auto (OEM's), Footwear, upholstery, Auto Replacement and others. Mayur has a PAN India presence with offices in all the major business cities, serving over customers across the globe.

Mayur is a preferred OEM supplier to national and international automobile giants like Ford (USA), Chrysler (USA), Maruti Suzuki, Tata Motors, M&M, Honda Motorcycles and Scooter Limited and RP Autostyle, and will soon be seen supplying to BMW, Mercedes and GM. We also supply to leading footwear manufacturers like Bata, Action Group, Liberty Shoes, Paragon, VKC Group, Lancer Footwear and Relaxo Footwear.

Mayur has also integrated backward into manufacturing of synthetic knitted fabric. Knitted fabric is the largest input value-wise, after chemicals like PU, PVC, etc. At the same place the Mayur is in the process of installing its 5<sup>th</sup> coating line at the same location. Housed in a shed of size 60,000 sq feet, the new line from Matex Srl., Italy will add a capacity of 600,000 linear meters per month, to our existing capacity taking us to newer heights, with a total installed capacity of 2.45 million linear meters per month. The Company is also in the process of the establishment of the sixth coating line which will take the production capacity to the new heights with total capacity of 3.05 million linear meter per month.

**For Mayur Uniquoters Limited**

  
**Nikhil Saxena**  
Company Secretary



A Texture For Every Idea



#### Correspondence Address:

28, 4th Floor, Lakshmi Complex, MI Road, Jaipur-302001 (Rajasthan) India • Tel: +91-141-2361132 • Fax: +91-141-2365423

Regd. Office & Works: Village Jaipur, Jaipur-Sikar Road, Jaipur-303704 (Rajasthan) India • Tel: +91-1423-224001 • Fax: +91-1423-224420

Email: info@mayur.biz • www.mayuruniquoters.com



COALGATE: BURNING AGAIN <sup>14</sup>

**SPECIAL  
ISSUE**

# business today

for managing tomorrow

www.businesstoday.in


November 10, 2013 ₹40

INDIA  
TODAY  
GROUP

**BT**



# INDIA'S MOST VALUABLE COMPANIES





OVERALL RANKS Rise Fall No Change

RANK 2013	RANK 2012 <sup>a</sup>	COMPANY	AVERAGE MARKET CAPITALISATION (₹ cr)			TOTAL ASSETS (₹ cr)		TOTAL INCOME (₹ cr)		NET PROFIT (₹ cr)		ROCE (%) 2012/13
			Apr-Sep 2013	Apr-Sep 2012	Growth %	2012/13	Rank 2013	2012/13	Rank 2013	2012/13	Rank 2013	
601	590	Dishman Pharma. & Chemicals	477	547	-12.9	1,513	490	504	674	63	432	5.26
602	680	Aricent Infra #	476	407	17.0	27	962	1	971	0	846	2.41
603	NR	Oswal Greentech #	NA	NA	na	2,368	388	490	681	79	388	3.83
604	630	J Kumar Infraprojects #	473	474	-0.3	856	625	939	524	68	421	11.85
605	664	Geojit BNP Paribas Fin. Services	471	430	9.7	608	717	234	797	43	532	11.24
606	NR	Rutron International	471	31	1442.0	18	973	5	953	1	845	2.74
607	614	Insecticides (India)	470	507	-7.2	632	707	651	620	35	581	9.35
608	508	Uflex	469	766	-38.8	3,440	304	3,521	213	138	284	5.45
609	775	Mayur Uniquoters	468	313	49.5	233	884	421	714	44	530	37.46
610	554	ITI #	467	645	-27.5	7,302	180	953	521	-375	981	0.00
611	NR	Kappac Pharma #	467	31	1385.4	27	963	NA	na	0	879	-0.23
612	713	KPR Mill	467	372	25.5	1,612	475	1,499	414	101	349	8.21
613	NL	Zuari Agro Chemicals #	467	NA	na	4,681	243	6,245	140	103	340	5.56
614	556	Jindal Drilling & Industries #	464	635	-26.9	611	716	890	538	51	491	10.85
615	NR	Radford Global #	458	23	1865.7	19	972	1	976	0	862	0.50
616	802	Reliance Mediaworks \$	457	298	53.5	2,150	403	911	529	-704	990	-38.19
617	579	Lovable Lingerie	457	567	-19.4	212	893	163	843	19	708	10.90
618	677	Venky'S (India)	455	413	10.1	869	624	1,447	420	25	662	4.27
619	563	Electrosteel Castings	453	619	-26.9	5,010	234	2,114	332	97	357	2.57
620	382	GTL Infrastructure	452	1,380	-67.3	7,005	190	918	528	-687	989	-11.24
621	699	Ruchi Infrastructure	446	384	16.1	969	596	2,301	304	5	799	0.93
622	598	Sterling Holiday Resorts (India)	444	527	-15.6	455	791	112	879	-21	923	-25.91
623	714	Balmer Lawrie Invests. #	442	370	19.5	84	937	30	926	28	634	49.47
624	599	Polyplex Corpn	442	526	-16.0	840	628	1,072	493	5	802	0.66
625	529	Prakash Industries	442	707	-37.6	3,271	314	2,797	266	165	257	5.81
626	701	Maharashtra Scooters	440	382	15.2	283	864	61	903	49	503	22.86
627	NR	Surabhi Chemicals & Investments \$\$	438	4	11779.9	16	978	1	965	1	835	6.45
628	658	Aegis Logistics	435	438	-0.7	547	751	403	724	40	553	9.46
629	776	Ashiana Housing	432	311	39.2	377	823	131	865	32	601	11.86
630	878	Raj Television Network #	432	246	75.4	127	923	61	904	9	776	8.86
631	643	Shanthi Gears	432	456	-5.4	291	860	170	838	15	730	6.07
632	NL	Comfort Fincap	431	NA	na	27	964	3	955	1	834	4.25
633	720	TV Today Network	431	363	18.6	633	706	322	753	12	752	3.22
634	546	JSW Holdings	430	666	-35.5	692	685	29	928	22	683	3.19
635	477	Kingfisher Airlines	429	898	-52.2	2,984	338	683	605	-8347	1,000	-972.58
636	760	Sundaram Multi Pap	426	326	30.9	278	868	191	828	5	805	2.00
637	629	Selan Exploration Technology	425	475	-10.5	341	838	119	874	45	519	19.76
638	626	Tata Sponge Iron	425	483	-12.0	1,085	566	909	531	85	376	14.14
639	NR	Indiabulls Infrastructure & Power #	423	649	-34.8	623	711	1	978	-3	898	-1.12
640	705	JK Tyre & Industries	421	379	11.1	4,783	237	6,040	144	106	335	3.85
641	NL	Pawansut Holdings ++	417	NA	na	5	988	0	983	0	857	2.90
642	655	Infinite Computer Solutions (India)	416	441	-5.8	584	730	455	698	106	333	28.97
643	616	Apar Industries	413	503	-17.9	3,232	318	4,988	164	102	343	6.83
644	807	Mount Everest Mineral Water	412	295	39.7	53	949	25	932	1	842	1.23
645	830	Suprajit Engineering	411	278	47.8	330	843	474	688	47	509	20.51
646	578	SML Isuzu #	411	571	-28.0	727	672	1,145	473	42	543	13.11
647	439	Simplex Infrastructures	411	1,055	-61.1	7,167	186	5,863	146	60	450	1.64
648	567	Force Motors #	410	605	-32.3	1,925	437	3,355	231	824	88	92.09
649	937	Ujaas Energy	402	206	94.6	264	876	251	788	27	647	16.05
650	NR	La Opala RG	401	121	230.2	132	920	161	844	23	674	24.80

<sup>a</sup>Ranks as published in last year's BT500; Parameter ranks are for within the Top 1,000 companies; Ranks have been assigned based on multiple decimals; because of rounding off, some ranks may appear incorrect; Results are audited and standalone; Figures in Bracket denote negative value; NA: Not available; na: Not applicable; NL: Not listed on the bourses; NR: Not ranked last year; All data for FY ended March 2013 unless otherwise indicated - # 12 months ended March 2012; ## 15 months ended June 2012; ### 15 months ended June 2011; \$ 6 months ended March 2012; \$ 9 months ended March 2013; \$ 9 months ended March 2012; \$\$\$ 9 months ended December 2012; \$18 months ended Sep 2012; \$12 months ended Dec 2012; \$12 months ended June 2013; \$12 months ended March 2011; \$12 months ended Sep 2012; \$12 months ended June 2012; \$12 months ended June 2011; \$12 months ended Sep 2011; \$12 months ended March 2010; \$12 months ended March 2009; \$12 months ended Dec 2011; \$18 months ended March 2012; \$15 months ended March 2013

See methodology at page No. 98; Check the performance of the BT500 companies over the past five years at [www.businessToday.in/bt500](http://www.businessToday.in/bt500)

Source: CMIE Proview

THE DEFINITIVE RANKING OF INDIA'S BIGGEST COMPANIES

# BW BUSINESSWORLD

[www.businessworld.in](http://www.businessworld.in)

RNI NO. 39847/81 4 NOVEMBER 2013

THE BW REAL




ISSN 0970819-7



Rs 40





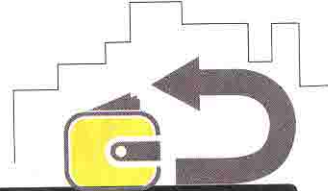
## RETURN ON NET WORTH

Rank	BW Real 500 Rank	Company	RoNW (%)	Adjusted earnings per share (Rs)
1	408	Oudh Sugar Mills (c)	345.81	11.83
2	NR	Capricon Realty	165.59	N.A.
3	NR	Maral Overseas	154.58	5.29
4	NR	Pasupati Spinning & Wvg Mills	148.27	21.38
5	65	Indus Towers	142.49	N.A.
6	49	Hindustan Unilever (c)	118.67	17.71
7	NR	Swelect Energy Systems (c)	109.73	515.42
8	280	Colgate-Palmolive (India)	107.41	36.53
9	153	Wockhardt (c)	102.78	144.08
10	NR	Umang Dairies	96.41	5.59
11	217	Bayer CropScience	85.29	294.10
12	NR	Himachal Futuristic Comm (c)	78.06	0.45
13	304	Castrol India	71.39	9.05
14	NR	Accelya Kale Solutions (c)	70.46	56.53
15	131	Nestle India	69.52	110.76
16	NR	Panyam Cements & Mineral Inds	69.52	10.92
17	NR	Rhodia Specialty Chemicals India	64.79	109.20
18	NR	Hawkins Cookers	64.14	64.49
19	NR	Kaira Can Company	63.37	213.02
20	NR	Indo Count Inds (c)	63.27	8.24
21	NR	WPIL (c)	59.85	51.41
22	NR	Page Industries	59.34	100.89
23	NR	Lakshmi Mills Company	56.85	158.87
24	NR	Bharat Agri Fert. & Realty	55.04	39.46
25	NR	FIS Payment Solutions & Ser. India	52.42	16.23
26	NR	Cinemax India	50.45	8.83
27	215	Strides Arcolab (c)	50.07	143.91
28	NR	Ausom Enterprises	48.89	1.29
29	150	Havells India (c)	48.50	46.60
30	NR	JK Agri Genetics	47.12	24.95
31	NR	Orient Refractories	46.65	3.45
32	NR	CRISIL (c)	46.55	31.38
33	55	Hero MotoCorp	45.57	106.07
34	NR	Natraj Proteins	44.64	28.98
35	NR	De Nora India	44.57	25.07

Rank	BW Real 500 Rank	Company	RoNW (%)	Adjusted earnings per share (Rs)
36	NR	PTL Enterprises (c)	44.56	2.59
37	NR	Cochin Minerals & Rutile	44.50	55.36
38	NR	Kaveri Seed Company	44.33	94.78
39	NR	eClerx Services (c)	44.01	57.44
40	NR	Heritage Foods (c)	43.80	21.53
41	56	Bajaj Auto (c)	43.25	108.65
42	157	Dabur India (c)	43.10	4.38
43	NR	Int'l Flavours & Fragrances India	43.09	89.60
44	NR	VST Industries	43.03	81.76
45	412	Orient Cement	42.79	7.89
46	NR	Mayur Uniquoters	42.70	20.15
47	383	Emami (c)	42.41	13.87
48	116	Titan Industries (c)	42.26	8.17
49	NR	MPS	41.70	18.96
50	19	Tata Consultancy Services (c)	41.38	70.89
51	NR	Nile	40.25	62.43
52	NR	Atul Auto	39.90	23.62
53	NR	AVT Natural Products (c)	39.85	3.14
54	488	TTK Prestige	39.35	117.35
55	NR	Windsor Machines	39.33	1.66
56	NR	Transpek-Silox Industry	39.09	59.88
57	11	Coal India (c)	39.04	27.48
58	NR	Pentokey Organy (India)	39.02	6.24
59	NR	Geometric (c)	38.63	10.91
60	NR	DST Worldwide Services India	38.62	194.40
61	NR	Empire Industries	38.60	58.56
62	104	Asian Paints (c)	37.81	11.61
63	405	Hatsun Agro Products	37.65	4.15
64	445	Agila Specialties	37.25	54.17
65	NR	Bajaj Corp (c)	36.50	11.27
66	NR	Lubrizol India	36.48	594.52
67	437	Steel Exchange India	36.44	10.26
68	NR	Premier	36.39	28.86
69	36	ITC (c)	36.28	9.63
70	NR	Jubilant Food Works (c)	36.11	20.08

(C): Consolidated; RoNW: Return on net worth. EPS: Earnings per share; N.A.: Not available

Source: Ace Equity

RETURN ON  
CAPITAL EMPLOYED

Rank	BW Real 500 rank	Company	RoCE (%)	RoA (%)
1	370	Southern Petrochemical Inds Corpn (c)	529.86	103.80
2	NR	Capricorn Realty	242.63	32.87
3	49	Hindustan Unilever (c)	155.02	33.27
4	280	Colgate-Palmolive (India)	143.35	27.15
5	NR	Swelect Energy Systems (c)	128.48	84.58
6	217	Bayer CropScience	115.04	32.41
7	304	Castrol India	106.61	32.52
8	NR	Accelya Kale Solutions (c)	103.04	40.81
9	NR	Hawkins Cookers	71.05	20.93
10	NR	Ausom Enterprises	69.81	0.96
11	NR	Marksans Pharma (c)	68.73	12.42
12	NR	CRISIL (c)	66.26	26.62
13	NR	De Nora India	65.33	28.59
14	NR	Page Industries	63.96	26.69
15	NR	Orient Refractories	63.92	26.15
16	NR	Umang Dairies	63.54	23.13
17	NR	VST Industries	62.73	17.60
18	NR	Bharat Agri Fert. & Realty	62.57	26.74
19	NR	VXL Instruments (c)	62.55	0.30
20	131	Nestle India	62.01	22.33
21	116	Titan Industries (c)	61.32	13.70
22	NR	Cochin Minerals & Rutile	61.26	29.90
23	NR	Intl Flavours & Fragrances India	60.84	27.12
24	NR	Kaira Can Company	60.14	27.68
25	NR	DST Worldwide Services India	59.83	29.58
26	56	Bajaj Auto (c)	59.36	25.74
27	412	Orient Cement	59.11	25.69
28	NR	Mayur Uniquoters	58.37	21.56
29	NR	Transpek-Silox Industry	57.33	24.26
30	NR	Atul Auto	56.04	23.61
31	11	Coal India (c)	54.55	15.42
32	NR	Lubrizol India	54.16	24.84
33	NR	eClerx Services (c)	53.98	32.36
34	NR	Jubilant FoodWorks (c)	53.42	23.43
35	19	Tata Consultancy Services (c)	52.89	30.26

(C): Consolidated; NR: Not ranked. RoCE: Return on capital employed;  
RoA: Return on assets

RETURN ON  
ASSETS

Rank	BW Real 500 rank	Company	RoA (%)	RoCE (%)
1	370	Southern Petrochemical Inds. Corpn (c)	103.80	529.86
2	NR	Swelect Energy Systems (c)	84.58	128.48
3	NR	Accelya Kale Solutions (c)	40.81	103.04
4	49	Hindustan Unilever (c)	33.27	155.02
5	NR	Capricorn Realty	32.87	242.63
6	304	Castrol India	32.52	106.61
7	217	Bayer CropScience	32.41	115.04
8	NR	eClerx Services (c)	32.36	53.98
9	NR	Bajaj Corp (c)	31.67	45.83
10	19	Tata Consultancy Services (c)	30.26	52.89
11	NR	Cochin Minerals & Rutile	29.90	61.26
12	NR	RS Software (India) (c)	29.89	47.49
13	NR	DST Worldwide Services India	29.58	59.83
14	NR	MPS	29.43	49.80
15	NR	De Nora India	28.59	65.33
16	379	Pfizer	28.24	46.38
17	NR	Kaira Can Company	27.68	60.14
18	280	Colgate-Palmolive (India)	27.15	143.35
19	NR	Intl Flavours & Fragrances India	27.12	60.84
20	NR	Bharat Agri Fert. & Realty	26.74	62.57
21	NR	Page Industries	26.69	63.96
22	NR	CRISIL (c)	26.62	66.26
23	NR	Orient Refractories	26.15	63.92
24	153	Wockhardt (c)	25.75	43.10
25	56	Bajaj Auto (c)	25.74	59.36
26	412	Orient Cement	25.69	59.11
27	244	TCS e-Serve (c)	25.52	38.07
28	NR	Blue Cross Laboratories	25.38	42.65
29	NR	Indag Rubber	25.21	46.13
30	NR	Lubrizol India	24.84	54.16
31	NR	Rubfila International	24.31	29.49
32	NR	Transpek-Silox Industry	24.26	57.33
33	NR	Credit Analysis And Research (c)	23.94	39.98
34	383	Emami (c)	23.84	42.77
35	NR	Atul Auto	23.61	56.04

(C): Consolidated; RoA: Return on assets; RoCE: Return on capital employed  
Source: Ace Equity