

MTL / SEC / 2025-26 / 11

Date: 29th May, 2025

To, The Manager (Listing) BSE Limited, Floor 25, P.J. Towers, Dalal Street, Mumbai-400001	To National Stock Exchange of India Ltd, Exchange Plaza, Bandra Kurla Complex, Bandra (East), Mumbai– 400051
Scrip Code: 511768	Symbol: MASTERTR

Subject: **GLIMPSE OF FINANCIAL PERFORMANCE AND HIGHLIGHTS FOR THE QUARTER AND YEAR ENDED MARCH 31, 2025**

In pursuance to the provisions of Regulations 30 of SEBI (Listing Obligations and Disclosure Requirements) Regulations, 2015, please find attached herewith Glimpse of Financial Performance and highlights for the Quarter and year ended March 31, 2025.

You are requested to take the above information on your records.

Thanking You

Yours Faithfully
For Master Trust Limited

Vikas Gupta
Company Secretary and Compliance Officer
FCS 12192

Encl.: as above

MASTER TRUST LIMITED

CIN : L65991PB1985PLC006414

Regd. Office: Master Chambers, SCO 19, 3rd Floor, Feroze Gandhi Market, Ludhiana, Punjab-141 001 • Tel.: 0161-5043500

Corporate Office: 1012, 10th Floor, Arunachal Building, 19, Barakhmba Road, New Delhi -110001 • Tel.: 011-42111000

E-mail: secretarial@mastertrust.co.in • Website: www.mastertrust.co.in

Q4 FY2024-25

INVESTOR

PRESENTATION



Table of Contents

03	About mastertrust	17	Wide range of Trading & Investment Solutions
05	Snapshot of Accomplishments and Highlights	19	Online & Offline Broking Share Ratio
07	Presence Across India	21	Financial Highlights
09	Awards & Accolades	28	NSE Listing
11	Our Journey	30	Fostering Workforce Excellence
13	Building a One-Stop Solution	32	Exploring Growth & Servicing Opportunities
15	Visionary Leadership Team		

About mastertrust

About us



Pioneering Excellence in Financial Services

With a legacy spanning 40+ years, mastertrust has established itself as a leader in the financial services sector, serving a diverse clientele, offering a comprehensive array of bespoke, research backed trading and investment solutions- from equities and derivatives to currencies, commodities and more—the Company embodies a commitment to tailored excellence and innovation.



Snapshot of Accomplishments and Highlights

Snapshot of Accomplishments and Highlights

40+

Years of Professional
Services



54

Branches across
India



1200+

Employees



22

Presence across states



740+

Business Partners



4,20,000+

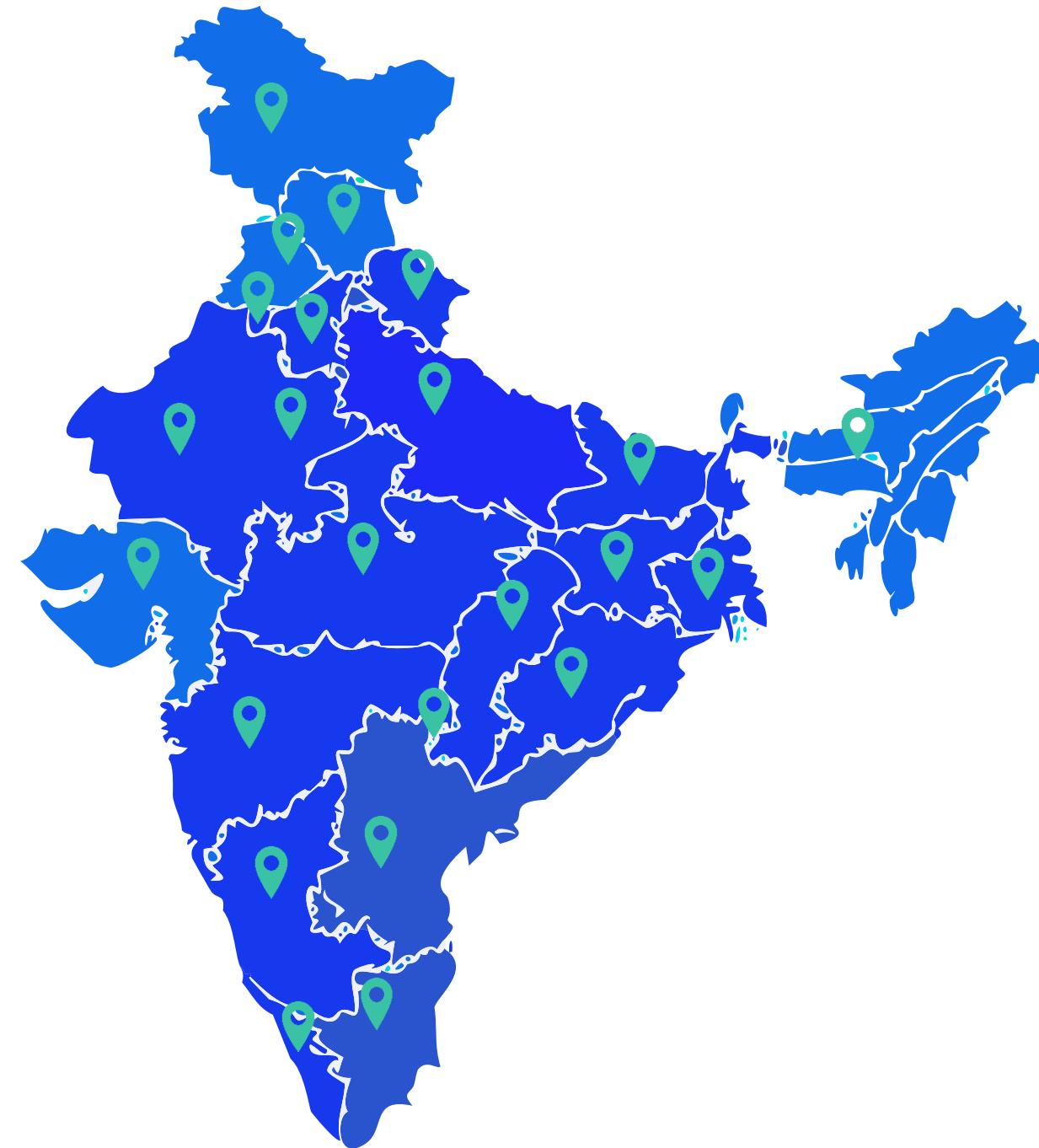
Registered Customers



Presence Across India

Presence Across India

Andhra Pradesh	Karnataka
Assam	Madhya Pradesh
Bihar	Maharashtra
Chandigarh	Orissa
Chhattisgarh	Punjab
Delhi	Rajasthan
Gujarat	Tamil Nadu
Haryana	Telangana
Himachal Pradesh	Uttar Pradesh
Jammu and Kashmir	Uttarakhand
Jharkhand	West Bengal





Awards & Accolades

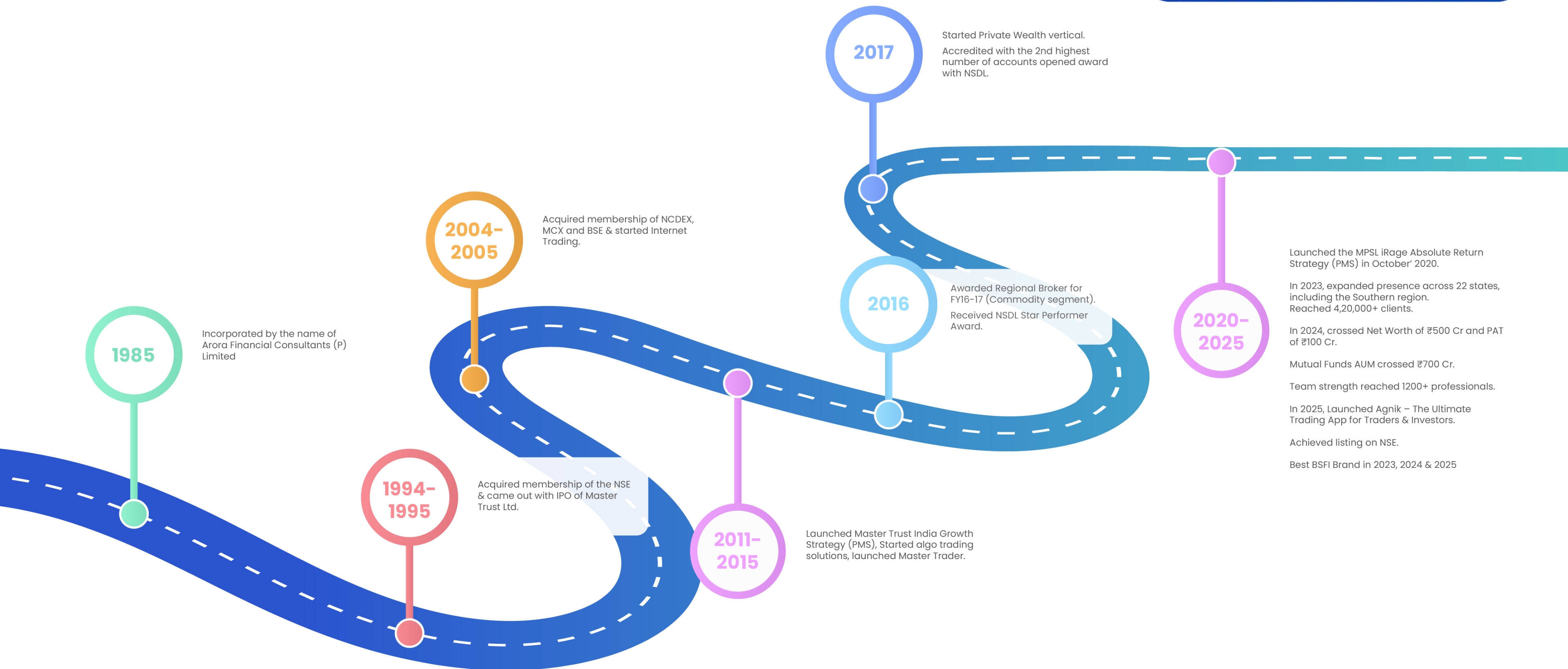
Awards & Accolades





Our Journey

Our Journey





Building a One-Stop Solution

Building a One-Stop Solution



Equity
Trading



Portfolio
Management*



Wealth
Management



Derivatives
Trading



Algo
Trading



Research &
Advisory



Insurance*



Merchant
Banking



Commodity
Trading

*Through Master Portfolio Services Limited, CIN: U67120PB1994PLC015331; SEBI Regn No INP000001637

**Through Master Insurance Brokers Limited, U17219PB1995PLC017006, IRDA Regn No.265



Visionary Leadership Team

Visionary Leadership Team



Mr. Harjeet Singh Arora

Managing Director – Master Trust Ltd and Master Capital Services Limited

Mr. Arora founded the Master Trust Group in 1985 under the name of Arora Financial Consultants Private Ltd. He holds over 41 years of experience in corporate finance, capital markets and financial advisory services.

A Chartered Accountant and a Company Secretary by qualification, his vision of bringing all financial services under one roof is what has made the Group achieve so much in the last 38 years.



Mr. Rajinder Kumar Singhania

Managing Director – Master Capital Services Limited

Mr. Singhania is the co-founder of the Group with over 41 years of rich experience in finance, M&A and taxation. A Chartered Accountant by qualification, he is a calculated risk-taker with deep industry knowledge and heads the corporate strategy, finance and risk verticals of the Group.



Mr. Gurmeet Singh Chawla

Managing Director – Master Portfolio Services Limited

Mr. Chawla runs the portfolio management vertical for the Group. He has over 31 years of experience in capital markets and corporate finance. His expertise includes general business management and IT systems and solutions.



Mr. Harinder Singh

Whole-Time Director – Master Capital Services Limited

Mr. Singh heads the secondary market operations for the Group. He has spent over 31 years with the organisation, embracing the core values of integrity, growth, and innovation. He has ensured streamlined processes and increased business performance.



Mr. Pavan Kumar Chhabra

Director – Master Capital Services Limited

Mr. Chhabra is a veteran in the investment banking and institutional broking business. A qualified Chartered Accountant, he has over 33 years of rich experience in financial markets. His eye for detail comes from his interest in delving deep into data and forensic audit.



Mr. Puneet Singhania

Whole-Time Director – Master Capital Services Limited

Mr. Singhania looks after the strategic initiatives of the Group. He is a seasoned MBA and CFA[®] charter holder with a prior experience in equity research and proprietary trading desk. His background in equity research and proprietary trading desk experiences has equipped him with substantial energy and dedication towards his work.



CA Jashan Arora

Whole-Time Director – Master Capital Services Limited

Mr. Arora joined the group in September 2010 and since then has been instrumental in expanding broking business in Delhi NCR region, East and South India. He is involved in the group's key decision-making, majorly focusing on proprietary algo trading, wealth & treasury management for the group.



Ms. Palka Arora Chopra

Director – Master Capital Services Limited

Ms. Chopra, with over 17 years of experience in financial services is an expert in the topics of Equity Research, Brand & Communication, and Customer Relationship Management. She has a Masters in Finance & Investment and has shaped customer focussed strategies to enhance the Company's approach to meeting diverse financial goals.



Wide Range of Trading & Investment Solutions

Wide Range of Trading & Investment Solutions

mastertrust offers a wide range of Wealth Products & Trading Solutions.



Online Trading

- Instant Trading & Demat Account
- Trading in Equity, Currency & Commodity
- Personalised Pricing Plans
- Reports & Analysis



Mutual Funds

- Access to Top Mutual Funds
- Expert Assistance
- Reports & Analysis



Insurance

- Compare & Buy from the bucket of the leading Insurance products
- Life, Health & General Insurance



Fixed Income Securities

- Tax Free bonds, PSU & Corporate Bonds, Sovereign Gold Bonds & Corporate FDs



PMS

- Personalised Assistance
- In-House & Outsourced products
- Market & Research based products

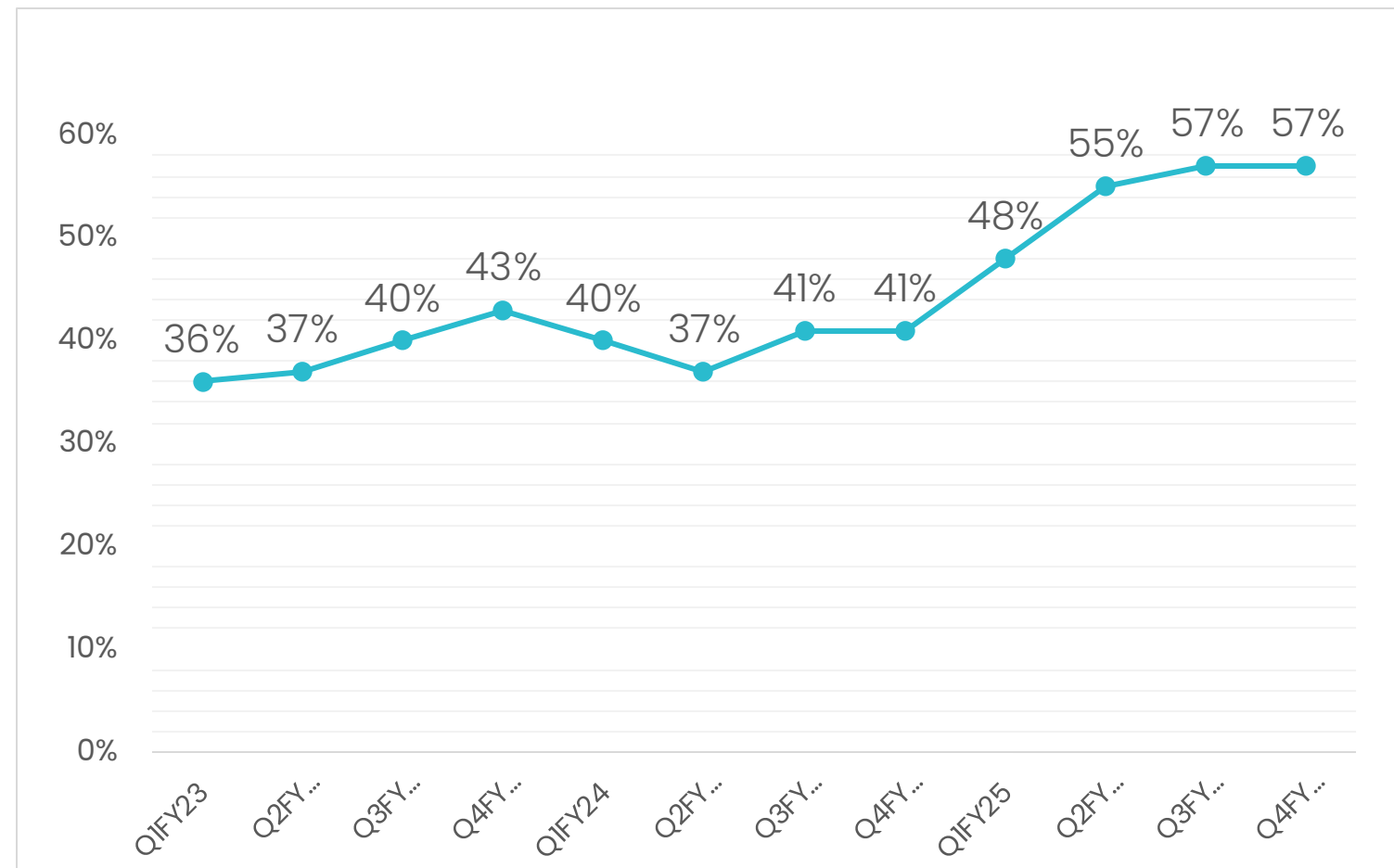


Structured Products

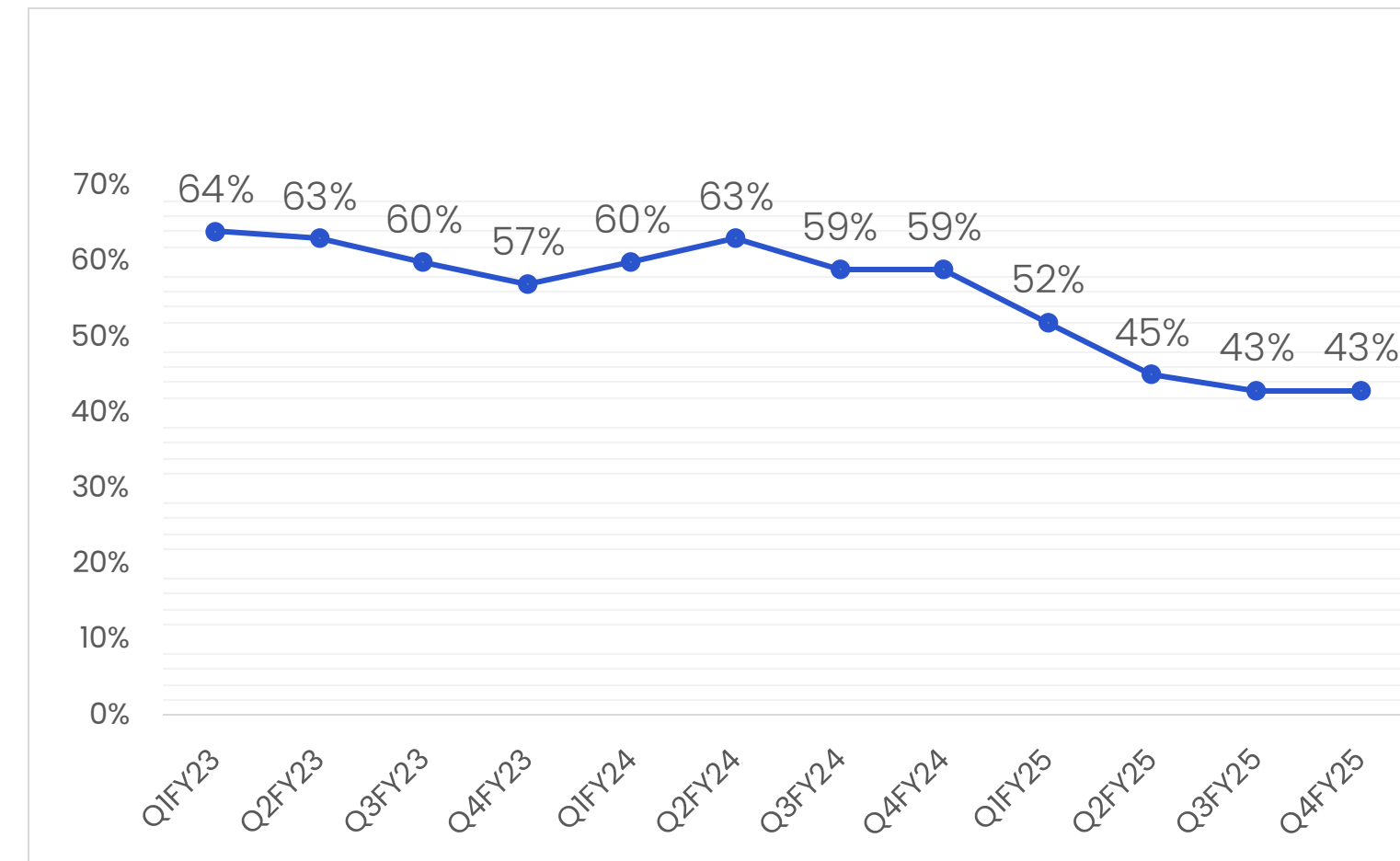
- Real estate funds & private equity

Online & Offline Broking Ratio

Online & Offline Broking Ratio



— Online



— Offline



Financial Highlights

Consolidated Financial Highlights

(In Rs. Millions)

Particulars	Quarter Ended 31st March, 2025	Quarter Ended 31st March, 2024	Y-O-Y %
Total Income	1219.8	1641.5	-25.7 %
EBITDA	528.4	687.5	-23.1 %
Profit Before Tax	374.2	517.9	-27.7 %
Profit After Tax	245.5	378.7	-35.2 %
EPS (Basic)	2.2	3.5	-37.1 %
EPS (Diluted)	2.1	3.4	-38.2 %

Consolidated Financial Highlights

(In Rs. Millions)

Particulars	Quarter Ended 31st March, 2025	Quarter Ended 31st December, 2024	Q-O-Q %
Total Income	1219.8	1478.8	-17.5 %
EBITDA	528.4	641.8	-17.7 %
Profit Before Tax	374.2	472.7	-20.8 %
Profit After Tax	245.5	351.5	-30.2 %
EPS (Basic)	2.2	3.2	-31.3 %
EPS (Diluted)	2.1	3.0	-30.0 %

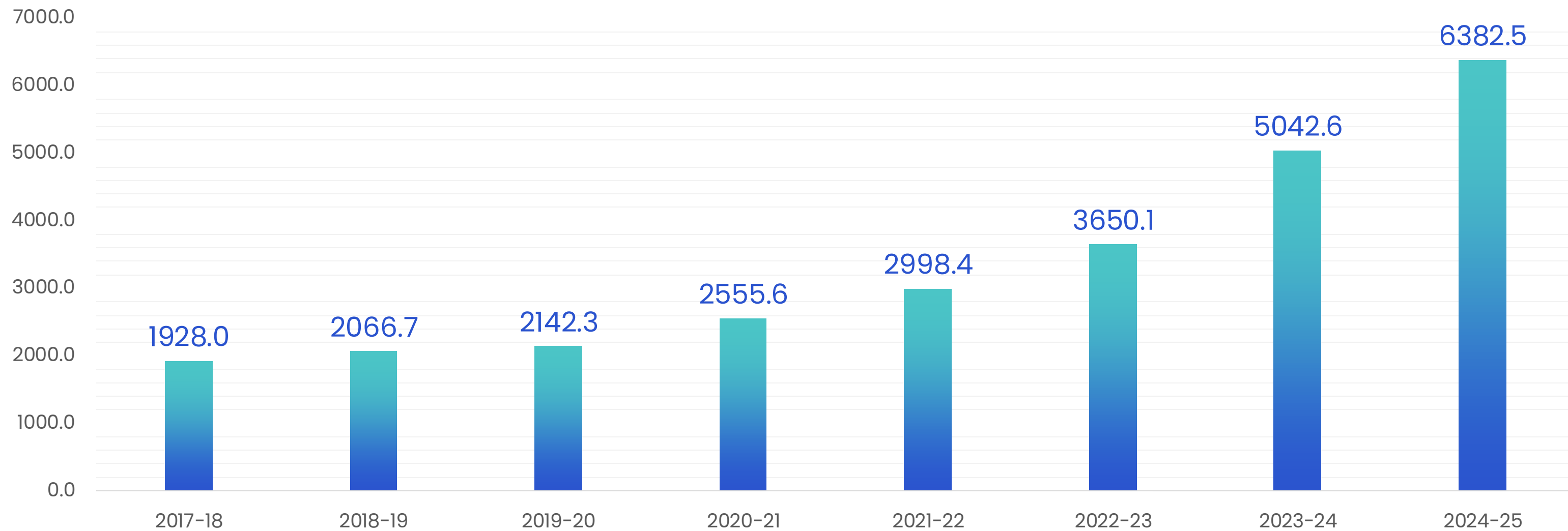
Consolidated Financial Highlights

(In Rs. Millions)

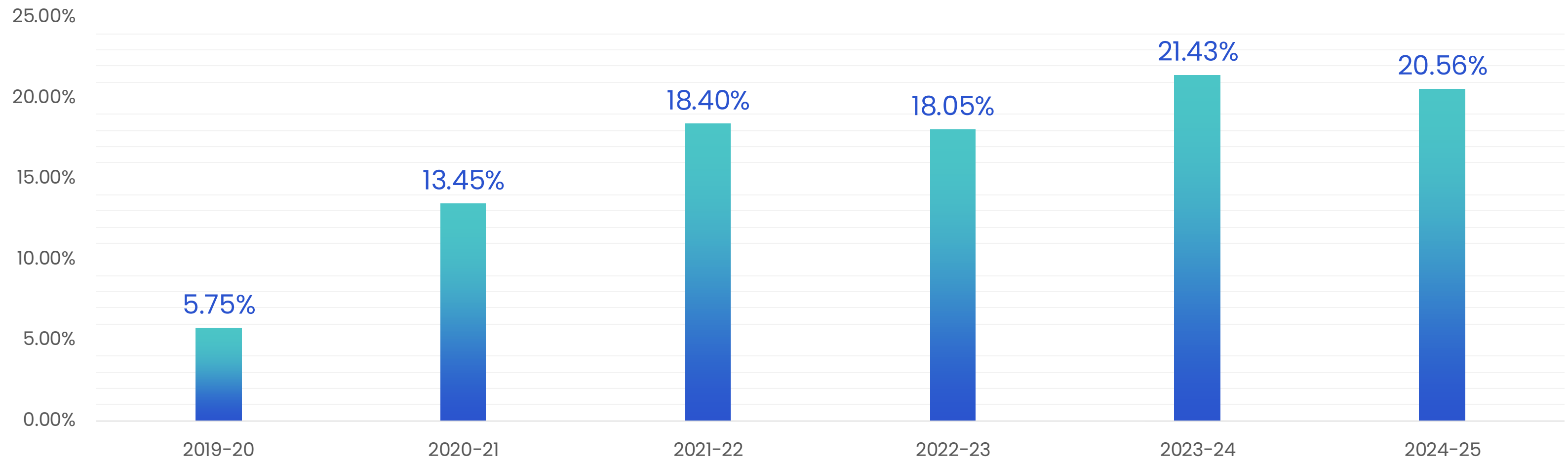
Particulars	Year Ended 31st March, 2025	Year Ended 31st March, 2024	Y-O-Y %
Total Income	5839.4	5005.3	16.7 %
EBITDA	2430.9	2039.2	19.2 %
Profit Before Tax	1787.2	1438.3	24.3 %
Profit After Tax	1312.4	1080.8	21.4 %
EPS (Basic)	11.8	9.9	19.2 %
EPS (Diluted)	11.2	9.8	14.3 %

Consolidated Net Worth

(in Rs. Millions)

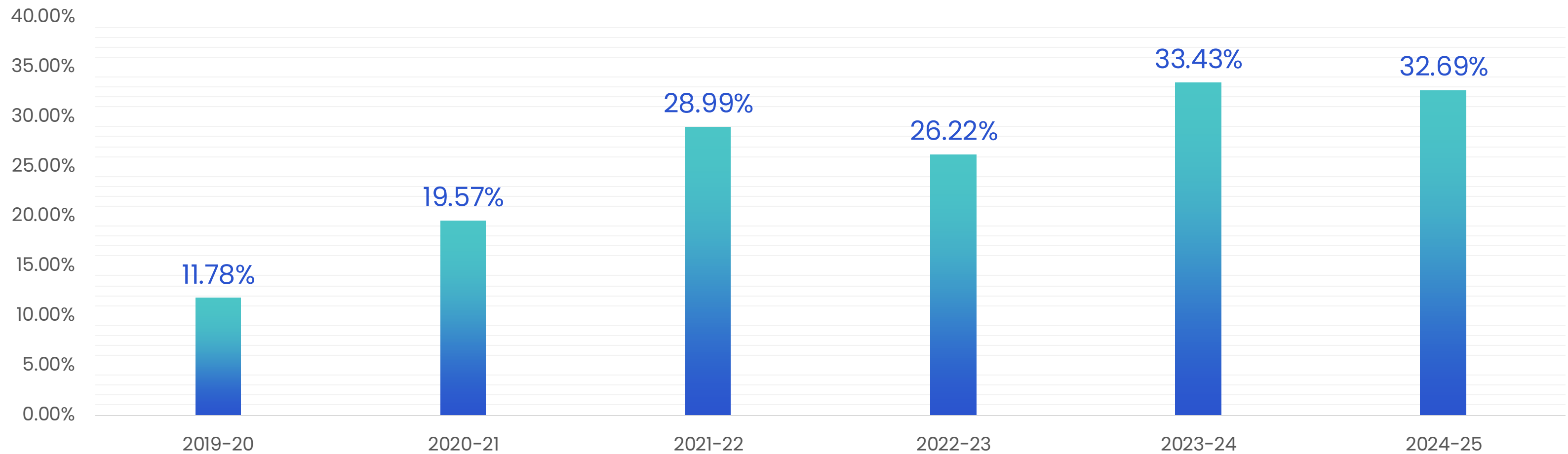


Return on Equity (ROE)



*Annualized

Return on Capital Employed (ROCE)



*Annualized

NSE Listing



NSE Listing

Master Trust Limited Listed on the  **NSE** on **12'Nov 2024**




Fostering Workforce Excellence

Fostering Workforce Excellence

Dum Laga Ke Haisha - Tournament



Women's Day Celebration



Social Responsibility Initiatives



Office Outings





Exploring Growth & Servicing Opportunities

Strengthening Our Merchant Banking Portfolio

**We have signed 2 mandates as
on 31 March, 2025**

Exploring Growth & Servicing Opportunities

This quarter, StreetXperts[®] was able to collaborate and bring more seminars and webinars for our audience.

StreetXperts[®] democratizes financial knowledge with extensive resources & immersive workshops. During this quarter we were able to dive into topics like taxation, algorithmic trading & investing in NSE Indices. Our thoughtfully crafted webinars aim to simplify these complex subjects and are being led by seasoned Financial Experts. Our initiative empowers clients to navigate the intricacies of finance confidently & help build a secure & robust financial future.

Webinar were held on :

Saturday, 15 January 2025



StreetXperts | Pre-Budget 2025-26 Insights - What Lies Ahead for the Indian Economy | mastertrust

Webinar were held on :

Saturday, 08 March 2025




Empowered to Invest | Women's Day Special Roundtable 💰👉

Webinar were held on :

Friday, 11 April 2025



StreetXperts | Tariff are Here - What's Next for your Investments? | mastertrust



Disclaimer

This information may contain certain forward-looking statements/details in the current scenario and contains selected information about the activities of “Master Trust Limited” (the “Company”) and its subsidiaries (the “Group”) as at the date of the presentation. It does not purport to present a comprehensive overview of the Group or contain all the information necessary to evaluate an investment in the Company. This is for information purposes only and is not a prospectus, disclosure document or other offering document under any law, nor does it form part of any present or future invitation, recommendation or offer to purchase or sell securities of the Group in any jurisdiction. No part of this information, nor the fact of its distribution, should form the basis of, or be relied on in connection with any contract or commitment or investment decision whatsoever. In addition, as this contains general, summary and selected information about the Group, it may omit material information about the Group and is not a complete description of the Group’s business and the risks relating to it. Therefore, this information should not form the basis of any investment decision to purchase or sell the Group’s securities. The Company under takes no obligation to publicly update or revise any of the opinions or forward looking statements expressed in this section, consequent to new information, future events or otherwise.

Thank You

Call us at

080-69991111

Write to us

helpdesk@mastertrust.co.in

Registered Office

Master Trust Limited
Master Chambers, SCO-19,
Feroze Gandhi Market,
Ludhiana-141001

Corporate Office

1012, 10th Floor, Arunachal
Building, 19, Barakhamba Road,
New Delhi-110001



– Your Smart Trading Companion

Download. Invest. Grow.

Scan to Get Started Now!

