

Date: 25.05.2026

To,
BSE Limited
Phiroze Jeejeebhoy Towers
Dalal Street,
Mumbai-400001.
Scrip Code: 517467

To,
National Stock Exchange of India Ltd.
Exchange Plaza, 5th Floor, Plot No. C/1
G- block, Bandra- Kurla Complex
Bandra (E), Mumbai-400051
Scrip ID: MARSONS

Sub: Board Meeting held on 22.05.2026 to approve the Audited Financial Results (Standalone & Consolidated) of the Company for the quarter and year ended 31st March 2026.

Sir,

Please find enclosed herewith copies of the Audited Financial Results (Standalone & Consolidated) of the company for the quarter and year ended 31st March 2026 published in Business Standard (All India English) and Arthik Lipi (Bengali) on 23rd May 2026, for your kind perusal.


Please acknowledge receipt of the same.

Regards

For Marsons Ltd

(Uttara Sharma)
Company Secretary
(M. No. A48464)

Encl: as above



KHAZANCHI JEWELLERS LIMITED

Regd. Office: No.130, NSC Bose road, Sowcarpet, Chennai – 600001
CIN: L36911TN1996PLC034918 | Website: www.khazanchi.co.in

STATEMENT OF AUDITED FINANCIAL RESULTS FOR QUARTER, HALF YEAR AND YEAR ENDED MARCH 31, 2026


(In Lakhs except otherwise stated)

| Particulars | Quarter Ended | | | Nine Months Ended | | | Year ended |
|---|---------------|-----------|------------|-------------------|-----------|------------|------------|
| | Refer note | Unaudited | Refer note | Refer note | Unaudited | Refer note | Audited |
| | 31-Mar-26 | 31-Dec-26 | 31-Mar-25 | 31-Mar-26 | 30-Sep-25 | 31-Mar-25 | 31-Mar-26 |
| a. Total Income from Operations | 50900.09 | 58926.29 | 62211.73 | 109826.38 | 95275.80 | 101600.53 | 205102.18 |
| b. Net Profit / (Loss) for the period (before Tax, Exceptional and / or Extraordinary Items) | 3498.74 | 3403.05 | 1847.77 | 6901.79 | 5173.77 | 3375.10 | 12075.56 |
| c. Net Profit / (Loss) for the period before Tax (after Exceptional and / or Extraordinary Items) | 3498.74 | 3403.05 | 1847.77 | 6901.79 | 5173.77 | 3375.10 | 12075.56 |
| d. Net Profit / (Loss) for the period after Tax (after Exceptional and / or Extraordinary Items) before other Comprehensive Income | 2559.35 | 2512.84 | 1253.83 | 5072.19 | 3669.58 | 2491.47 | 8941.76 |
| e. Total Comprehensive Income for the period [Comprising Profit / (Loss) for the period (after Tax) and Other Comprehensive Income (after Tax)] | 2559.29 | 2503.61 | 1254.86 | 5062.90 | 3870.76 | 2492.55 | 8933.66 |
| f. Equity Share Capital (Face Value of Rs.10/- per share) | 2474.69 | 2474.69 | 2474.69 | 2474.69 | 2474.69 | 2474.69 | 2474.69 |
| g. Other Equity (excluding Revaluation Reserve) | 29482.25 | 26920.25 | 20672.32 | 29482.25 | 24416.64 | 20672.32 | 29482.25 |
| h. Earnings per share (of Rs.10/- each) (for continuing and discontinued operations) | 10.34 | 10.12 | 5.07 | 20.46 | 15.64 | 10.07 | 36.10 |

Notes:
 The above Unaudited Financial results have been reviewed and recommended by the Audit Committee and approved by the Board of Directors at its respective meetings held on May 22, 2026. The Statutory Auditors have carried out limited review of the financial results. The results are uploaded on the company's website www.khazanchi.co.in and BSE website www.bseindia.com
 The figures for the Quarter ended March 31, 2026 and March 31, 2025 are the balancing figures between audited figures in respect of full financial year and the published unaudited year to date figures up to the third quarter ended December 31, 2025 and December 31, 2024 respectively. The figures for the Half yearly ended March 31, 2026 and March 31, 2025 are the balancing figures between audited figures in respect of full financial year and the published unaudited year to date figures up to the Half yearly ended September 30, 2025 and September 30, 2024 respectively.

Place: Chennai
 Date: May 22, 2026

Rajesh Mehta
 Chairman and Jt. Managing Director



AARVI ENCON LIMITED
 Engineering • Manpower • Outsourcing


CIN: L29290MH1987PLC045499
 Reg. Office :- B1-603, Marathon Innova, Marathon Nextgen Complex,
 G.K. Marg, Lower Parel, Mumbai - 400013
 Tel: +91 22 4049 9999/ +91 22 4049 9937
 Email: info@aarviencon.com Website: www.aarviencon.com

EXTRACT OF CONSOLIDATED AUDITED FINANCIAL RESULTS FOR THE QUARTER AND YEAR ENDED ON MARCH 31, 2026

(Rs. In Lakhs Except Earning Per Share (EPS))

| Sl. No. | Particulars | 3 Months Ended | | | Year Ended | | |
|---------|---|--------------------|----------------------|--------------------|--------------------|--------------------|--------------------|
| | | 31.03.2026 Audited | 31.12.2025 Unaudited | 31.03.2025 Audited | 31.03.2026 Audited | 31.03.2025 Audited | 31.03.2025 Audited |
| 1 | Total Revenue (Net) | 17,270.57 | 16,790.72 | 14,494.56 | 65,209.73 | 51,286.49 | |
| 2 | Net profit for the period (before tax, Exceptional and /or Extraordinary items) | 607.20 | 466.79 | 361.77 | 2,027.20 | 1,121.93 | |
| 3 | Net profit for the period before tax (after Exceptional and /or Extraordinary items) | 641.53 | 398.72 | 361.77 | 1,993.46 | 1,121.93 | |
| 4 | Net Profit for the period (after Tax, Exceptional and /or Extraordinary items) | 458.48 | 401.49 | 295.40 | 1,762.05 | 1,004.45 | |
| 5 | Total Comprehensive Income for the period (Comprising Profit /Loss for the period after Tax and other Comprehensive Income (After Tax)) | 519.24 | 421.04 | 292.34 | 1,913.48 | 1,050.42 | |
| 6 | Paid Up Equity Share Capital (Face Value Rs. 10) | 1,481.07 | 1,481.07 | 1,481.07 | 1,481.07 | 1,481.07 | |
| 7 | Other Equity | 12,725.78 | - | - | 12,725.78 | 11,051.27 | |
| 8 | Earning Per Share (Face Value of Rs. 10 each.) | 3.10 | 2.71 | 2.00 | 11.90 | 6.79 | |
| 9 | Earnings before Interest, Tax, Depreciation and Amortization | 760.58 | 514.49 | 493.95 | 2,459.55 | 1,586.87 | |

Notes:
 1. The Financial Results were reviewed by the Audit Committee and thereafter approved by the Board of Directors at its meeting held on Friday, May 22, 2026. The Statutory Auditors of the Company have issued the Audit Report on the said financial results of the Company.
 2. The above is the extracts of the detailed format of the quarter and year ended on March 31, 2026 filed with stock exchange under Regulation 33 of the SEBI (Listing Regulations), 2015. The full standalone and consolidated financial results for the quarter and year ended on March 31, 2026 are available on the National Stock Exchange of India Limited (NSE) website i.e www.nseindia.com and on the Company's website i.e. www.aarviencon.com/investors. The same can be accessed by scanning the QR Code provided below.

On behalf of the Board of Directors


 Sd/-
Virendra D. Sanghavi
 Managing Director


Place : Mumbai
 Date : May 22, 2026

MARSONS LIMITED
 CIN: L31102WB1979PLC030676
 Regd Office: Marsons House, Budge Budge Trunk Road, Chokri, Maheshstala, Kolkata 700142
AUDITED FINANCIAL RESULTS (STANDALONE & CONSOLIDATED) FOR THE QUARTER & YEAR ENDED 31.03.2026

(Figures in Rs. Lacs)

| Particulars | Standalone | | | | | | Consolidated | | | | | |
|--|--------------------|----------------------|--------------------|--------------------|--------------------|----------------------|--------------------|--------------------|--------------------|--------------------|--------------------|--|
| | Quarter ended | | Year ended | | Quarter ended | | Year ended | | Quarter ended | | Year ended | |
| | 31.03.2026 Audited | 31.12.2025 Unaudited | 31.03.2025 Audited | 31.03.2026 Audited | 31.03.2025 Audited | 31.12.2025 Unaudited | 31.03.2026 Audited | 31.03.2025 Audited | 31.03.2026 Audited | 31.03.2025 Audited | 31.03.2026 Audited | |
| Total Income from Operations | 9,225.93 | 4,658.07 | 5,467.45 | 24,707.29 | 17,171.33 | 9,265.39 | 4,658.07 | 5,467.45 | 24,748.75 | 17,177.33 | | |
| Net Profit / (Loss) for the period (before Tax, Exceptional and/or Extra Ordinary Items) | 1,851.68 | 648.37 | 903.79 | 4,222.66 | 2,807.07 | 1,855.42 | 648.37 | 903.79 | 4,226.40 | 2,807.07 | | |
| Net Profit / (Loss) for the period before Tax, (after Exceptional and/or Extra Ordinary Items) | 1,850.51 | 648.37 | 898.79 | 4,221.49 | 2,802.08 | 1,854.25 | 648.37 | 898.79 | 4,225.23 | 2,802.08 | | |
| Net Profit / (Loss) for the Period (after tax, after Exceptional and/or Extra Ordinary Items) | 2,257.79 | 648.37 | 898.79 | 4,628.77 | 2,802.08 | 2,261.53 | 648.37 | 898.79 | 4,632.51 | 2,802.08 | | |
| Total Comprehensive Income for the period (Comprising Profit / (Loss) for the period (after Tax) and other Comprehensive Income (after Tax)) | 2,240.94 | 648.37 | 898.79 | 4,611.92 | 2,802.08 | 2,244.68 | 648.37 | 898.79 | 4,615.66 | 2,802.08 | | |
| Equity Share Capital | 1721.00 | 1721.00 | 1721.00 | 1721.00 | 1721.00 | 1721.00 | 1721.00 | 1721.00 | 1721.00 | 1721.00 | | |
| Reserves (Excluding Revaluation Reserves) as shown in the Audited Balance Sheet of Previous Year | - | - | - | 15,054.04 | 10,528.17 | - | - | - | 15,059.96 | 10,529.64 | | |
| Earning Per Share (of Rs. 1/- each) (for Continuing And Discontinued Operations) | (a) Basic | 1.31 | 0.38 | 0.52 | 2.69 | 1.63 | 1.31 | 0.38 | 0.52 | 2.69 | 1.63 | |
| (b) Diluted | 1.31 | 0.38 | 0.52 | 2.69 | 1.63 | 1.31 | 0.38 | 0.52 | 2.69 | 1.63 | | |

Note:
 The Above is an extract of the detailed format of Quarterly/Annual Financial Results Filed with the Stock Exchanges under Regulation 33 of the SEBI(Listing and other Disclosure Requirements) Regulations, 2015. The Full Format of the Quarterly/Annual Financial Results are available on the Stock Exchange Websites at www.bseindia.com and also at company's website at www.marsonsonline.com.

On Behalf of the Board
 For Marsons Limited


Munal Agarwal
 Managing Director
 DIN: 03592997

Place: Kolkata
 Date: 22.05.2026



EICHER MOTORS LIMITED
 CIN : L34102DL1982PLC129877
 Registered Office: Office Number 1111, 11th Floor, Ashoka Estate, Plot no. 24, Barakhamba Road, New Delhi - 110001
 Telephone: +91 11 41095173
 Corporate Office: #95, Sector 32, Gurgaon - 122001, Haryana
 Telephone: +91 124 4445070
 Email: investors@eicher-motors.com, Website: www.eicher.in

STATEMENT OF CONSOLIDATED AUDITED FINANCIAL RESULTS FOR THE QUARTER AND YEAR ENDED MARCH 31, 2026

(Rs. In Crores)

| S. No. | Particulars | For the Quarter ended | | | For the year ended | | |
|--------|--|-----------------------|------------------------|----------------------|----------------------|----------------------|----------------------|
| | | 31.03.2026 (Audited) | 31.12.2025 (Unaudited) | 31.03.2025 (Audited) | 31.03.2026 (Audited) | 31.03.2025 (Audited) | 31.03.2025 (Audited) |
| 1. | Total revenue from operations | 6,080.09 | 6,114.04 | 5,241.11 | 23,407.56 | 18,870.35 | |
| 2. | Net profit/(loss) for the period before exceptional items, share of profit/(loss) of Joint venture and tax | 1,614.01 | 1,665.71 | 1,421.17 | 6,359.70 | 5,233.26 | |
| 3. | Net profit/(loss) for the period after exceptional items, share of profit/(loss) of Joint venture and before tax | 1,936.86 | 1,793.20 | 1,669.16 | 7,102.06 | 5,933.07 | |
| 4. | Net profit/(loss) for the period after exceptional items, share of profit/(loss) of joint venture and tax | 1,519.95 | 1,420.61 | 1,362.15 | 5,515.23 | 4,734.44 | |
| 5. | Total Comprehensive income for the period (net of tax) | 1,543.30 | 1,426.51 | 1,131.35 | 5,633.88 | 4,504.12 | |
| 6. | Paid-up Equity Share Capital | 27.43 | 27.43 | 27.42 | 27.43 | 27.42 | |
| 7. | Total Reserves | - | - | - | 25,072.72 | 21,269.07 | |
| 8. | Earnings Per Share (of ₹ 1 each) on net profit after tax in ₹ (Refer Note 3) | (a) Basic | 55.41 | 51.79 | 49.69 | 201.09 | 172.76 |
| | (b) Diluted | 55.30 | 51.70 | 49.58 | 200.73 | 172.37 | |

Key numbers of Standalone Financial Results: (Rs. In Crores)

| Particulars | For the Quarter ended | | | For the year ended | | |
|--|-----------------------|------------------------|----------------------|----------------------|----------------------|----------------------|
| | 31.03.2026 (Audited) | 31.12.2025 (Unaudited) | 31.03.2025 (Audited) | 31.03.2026 (Audited) | 31.03.2025 (Audited) | 31.03.2025 (Audited) |
| Total revenue from operations | 5,901.42 | 5,987.83 | 5,106.60 | 22,699.73 | 18,451.46 | |
| Net profit/(loss) for the period before tax | 1,657.35 | 1,867.64 | 1,417.59 | 6,636.51 | 5,468.56 | |
| Net profit/(loss) for the period after tax | 1,236.33 | 1,289.99 | 1,125.13 | 5,040.82 | 4,279.26 | |
| Total Comprehensive Income for the period (net of tax) | 1,250.79 | 1,296.97 | 898.46 | 5,138.24 | 4,058.42 | |

Notes:
 1. The above is an extract of the detailed format of consolidated audited financial results filed with the Stock Exchanges under Regulation 33 of the SEBI (Listing Obligations and Disclosures Requirements) Regulations, 2015. The full format of the audited quarterly and year ended financial results (Consolidated and Standalone) are available on the company's website https://eicher.in/content/dam/eicher-motors/investor/notifications/board-committee-meetings/outcome-of-board-meeting-may-21-2026.pdf and also on the website of stock exchanges i.e NSE - www.nseindia.com and BSE - www.bseindia.com.
 2. The Board of Directors of the Company at their meeting held on May 22, 2026, considered and proposed a final dividend post the balance sheet date, aggregating to ₹ 2,249.38 crores @ ₹ 82 per share (nominal value of ₹ 1 per share) for the financial year ended March 31, 2026 (final dividend paid for previous financial year ended March 31, 2025 was ₹ 1,919.95 crores @ ₹ 70 per share of nominal value of ₹ 1 per share), which is subject to approval by the shareholders at the ensuing annual general meeting.
 3. Earnings per share is not annualised for the quarter ended March 31, 2026, December 31, 2025, March 31, 2025.
 4. The detailed audited financial results for the quarter and year ended March 31, 2026, can also be accessed by scanning the Quick Response Code given below:

For and on behalf of the Board of Directors


 Sd/-
B Govindarajan
 Managing Director

Date : May 22, 2026

SPIC SOUTHERN PETROCHEMICAL INDUSTRIES CORPORATION LIMITED
 CIN: L11011TN1969PLC005778
 Registered Office: SPIC House, 88 Mount Road, Guindy, Chennai 600 032
 Tel: 044-22350245. Email: spiccomp@spic.co.in Website: www.spic.in

EXTRACT OF THE AUDITED FINANCIAL RESULTS FOR THE QUARTER & YEAR ENDED 31ST MARCH 2026

(Rs. In Crores)

| Sl.No | Particulars | Standalone | | | | Consolidated | | | |
|-------|---|----------------------------------|--|-----------------------|--------------------------------|----------------------------------|--|-----------------------|--------------------------------|
| | | Current quarter ended 31.03.2026 | Corresponding 3 months ended in Previous year 31.03.2025 | Year ended 31.03.2026 | Previous year ended 31.03.2025 | Current quarter ended 31.03.2026 | Corresponding 3 months ended in the Previous year 31.03.2025 | Year ended 31.03.2026 | Previous year ended 31.03.2025 |
| | | (Audited) | | (Audited) | | (Audited) | | (Audited) | |
| 1 | Total income from operations (net) | 595.73 | 759.44 | 3015.10 | 3100.25 | 595.73 | 759.44 | 3015.10 | 3100.25 |
| 2 | Net Profit for the period (before Exceptional Items and tax) | 41.82 | 20.84 | 286.55 | 202.66 | 41.82 | 20.84 | 286.55 | 202.66 |
| 3 | Net Profit for the period (after Exceptional items and before tax) | 41.82 | 20.84 | 286.55 | 202.66 | 45.98 | 29.91 | 321.04 | 235.07 |
| 4 | Net Profit for the period (after Exceptional items and tax) | 26.15 | 13.09 | 186.16 | 130.84 | 29.49 | 19.47 | 211.48 | 155.62 |
| 5 | Total Comprehensive Income for the period (Comprising Profit for the period (after tax) and Other Comprehensive Income (after tax)) | 15.23 | 7.83 | 182.65 | 128.20 | 21.13 | 14.25 | 211.91 | 153.77 |
| 6 | Reserves (excluding Revaluation Reserve) | - | - | 987.12 | 845.19 | - | - | 1166.41 | 995.21 |
| 7 | Equity Share Capital (Face Value of Rs. 10 Per Share) | 203.64 | 203.64 | 203.64 | 203.64 | 203.64 | 203.64 | 203.64 | 203.64 |
| 8 | Earnings Per Share (of Rs. 10/- each) Basic & Diluted (Not annualised) (Rupees) | 1.28 | 0.64 | 9.14 | 6.43 | 1.45 | 0.96 | 10.39 | 7.64 |

Note:
 The above is an extract of the detailed format of the Audited Financial Results for the Quarter and Year ended 31st March 2026, filed with the National Stock Exchange of India Limited (NSE) under Regulation 33 of the SEBI (Listing Obligations and Disclosure Requirements) Regulations, 2015. The full format of the Financial Results for the Quarter and Year ended 31st March 2026 is available on the NSE website (www.nseindia.com) and website of the Company (www.spic.in). The same can be accessed by scanning the QR code provided herewith.

For and on behalf of the Board
 K R Anandan
 Whole-Time Director & CFO
 (DIN 00314502)

Place: Chennai
 Date: 22nd May, 2026

