
 <p>Bank of Maharashtra Investor Services Department Corporate Office: Montclaire, 134/1, Baner - Pashan Link Road, Pashan, Pune 411021 E-mail: investor_services@bankofmaharashtra.bank.in Phone nos - 020-71658139 www.bankofmaharashtra.bank.in</p>	
---	--	---

AX1/ISD/STEX/40/2026-27

Date: 10th July, 2026

<p>The Vice President BSE Ltd., P.J Towers, Dalal Street, Fort, Mumbai-400 001</p>	<p>The Vice President National Stock Exchange of India Ltd., Exchange Plaza, Bandra Kurla Complex, Bandra (East), Mumbai-400 051</p>
<p>BSE Scrip Code: 532525</p>	<p>NSE Scrip Code: MAHABANK</p>

Dear Sir/ Madam,

Sub: Investor Presentation.

Pursuant to Regulation 30 of SEBI (Listing Obligations and Disclosure Requirements) Regulations, 2015, please find herewith the enclosed copy of Investor Presentation with regard to the Financial Results of the Bank for the quarter ended on 30th June, 2026.

A copy of the Investor Presentation will also be made available on the Bank's website i.e. www.bankofmaharashtra.bank.in

Kindly take the same on your records.

Thanking you

Yours faithfully,
For **Bank of Maharashtra**

(Vishal Sethia)
Company Secretary & Compliance Officer

Encl : As above



Bank of Maharashtra

Financial Results

For Quarter Ended,
30th June 2026





Contents



	<i>Page</i>
1. <i>Macro Economic Highlights</i>	3
2. <i>Major Highlights</i>	4
3. <i>Business Performance</i>	5 - 7
4. <i>Financial Performance</i>	8 - 15
5. <i>Asset Quality</i>	16 - 21
6. <i>Capital</i>	22 - 23
7. <i>Digital Banking</i>	24 - 26
8. <i>Financial Inclusion</i>	27
9. <i>Expanding Footprints</i>	28
10. <i>Other Information</i>	29 - 31

Positives

GDP Growth

As per RBI, real GDP growth is projected at 6.6% for FY 2026-27, indicating strong economic momentum.

Monetary Policy

In its Jun`26 MPC meeting, RBI has maintained the Repo Rate at 5.25%, maintaining its neutral stance.

GST Collections

India`s GST collections reached Rs. 6.32 lakh crore from Apr`26 to Jun`26, marking a growth of 8.4% (y-o-y).

Inflation

CPI Inflation forecast for FY 2026-27 is projected at 5.1%, well within the target range of RBI.

Strong Forex Reserves

As on 26th June 26, India`s foreign exchange reserves stood at US\$ 666.93 billion, sufficient to cover more than 11 months of merchandise imports.

Export Surge

Exports increased by 14.66% (y-o-y) to USD 162.69 billion in April-May FY 2026-27 (y-o-y).

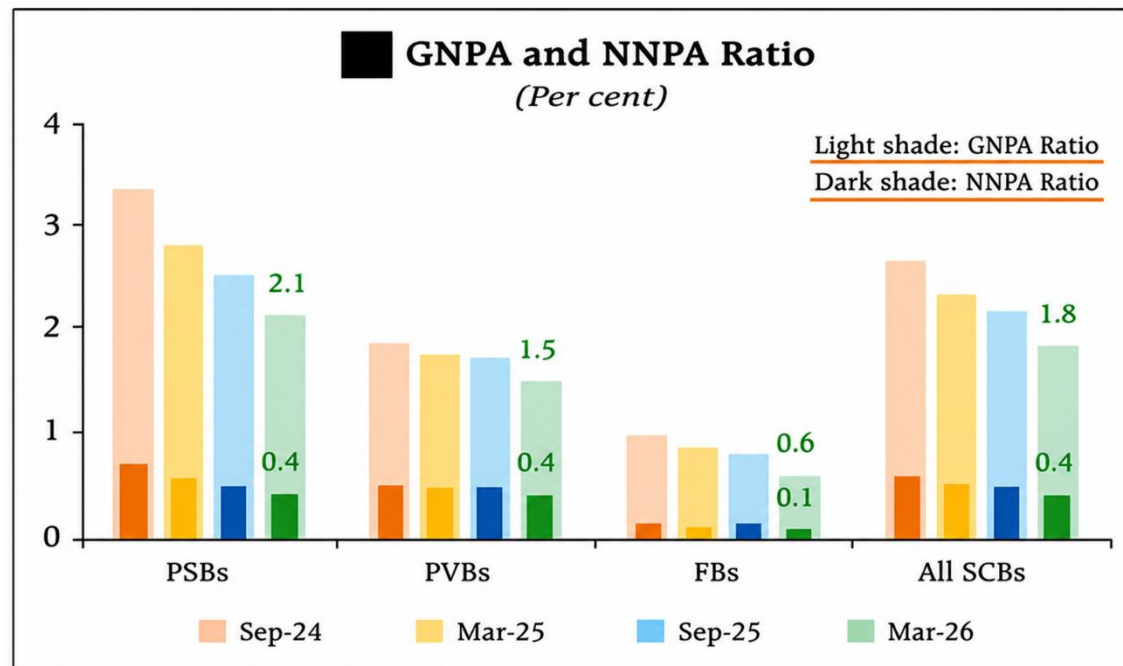
Key Challenges

External Pressures

Geopolitical tensions, including the Iran-US war, crude price volatility, and a weakening rupee are straining India`s external balance.

Domestic Vulnerabilities

Inflation remains sensitive to food and fuel shocks, and El Nino-driven uneven monsoons may impact agriculture produce and overall price stability.





Q1 FY 26-27 vs Q1 FY 25-26

PROFITABILITY

<i>Net Profit</i> +26.84% ↑	<i>Operating Profit</i> +21.29% ↑	<i>Net Interest Income</i> +14.53% ↑	<i>Return on Assets</i> 1.90 (1.80) ↑
---------------------------------------	---	--	---

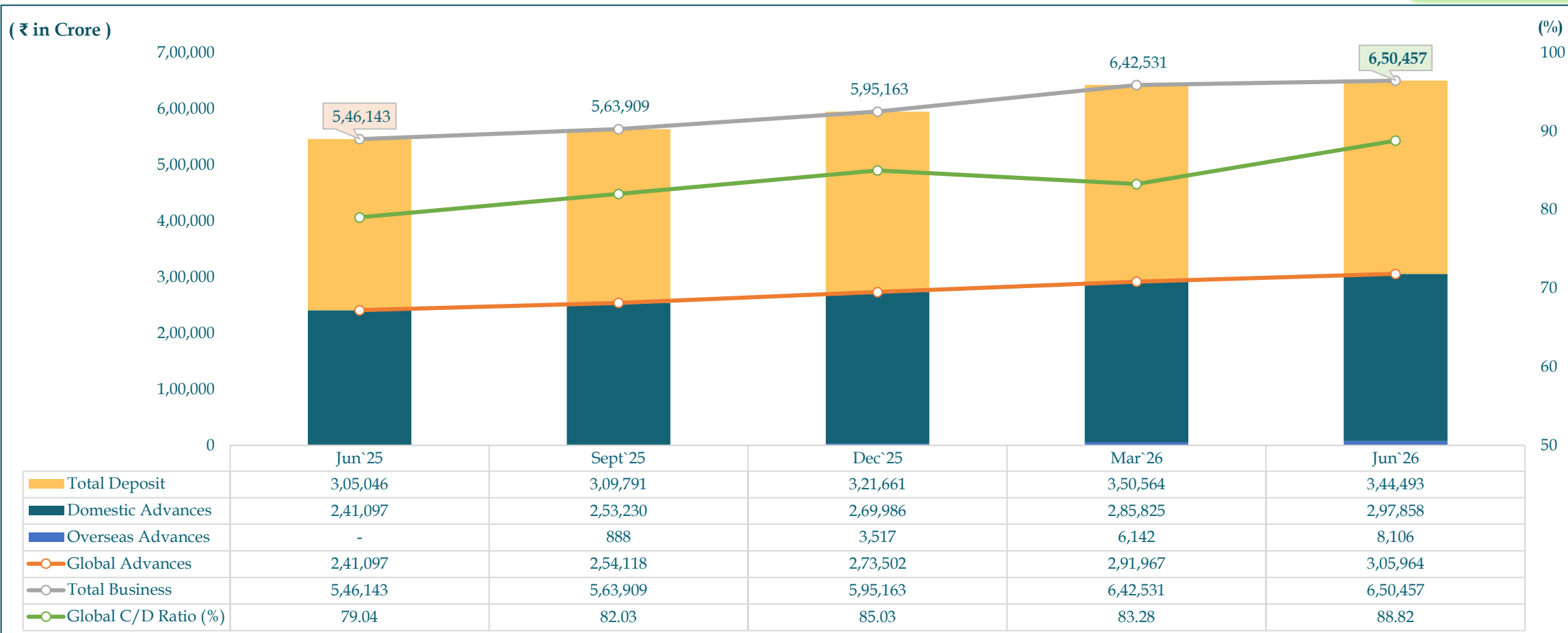
BUSINESS & ASSET QUALITY

<i>Total Business</i> +19.10% ↑	<i>Total Deposits</i> +12.93% ↑	<i>Savings Deposits</i> +15.61% ↑	<i>Term Deposits</i> +16.62% ↑
<i>Gross Advances</i> +26.90% ↑	<i>Retail Advances</i> +24.59% ↑	<i>Agri Advances</i> +28.94% ↑	<i>MSME Advances</i> +23.17% ↑
<i>RAM Advances</i> +25.11% ↑	<i>Gross NPA %</i> 1.45 (1.74) ↓	<i>Net NPA %</i> 0.13 (0.18) ↓	<i>PCR %</i> 98.55 (98.36) ↑



Total Business

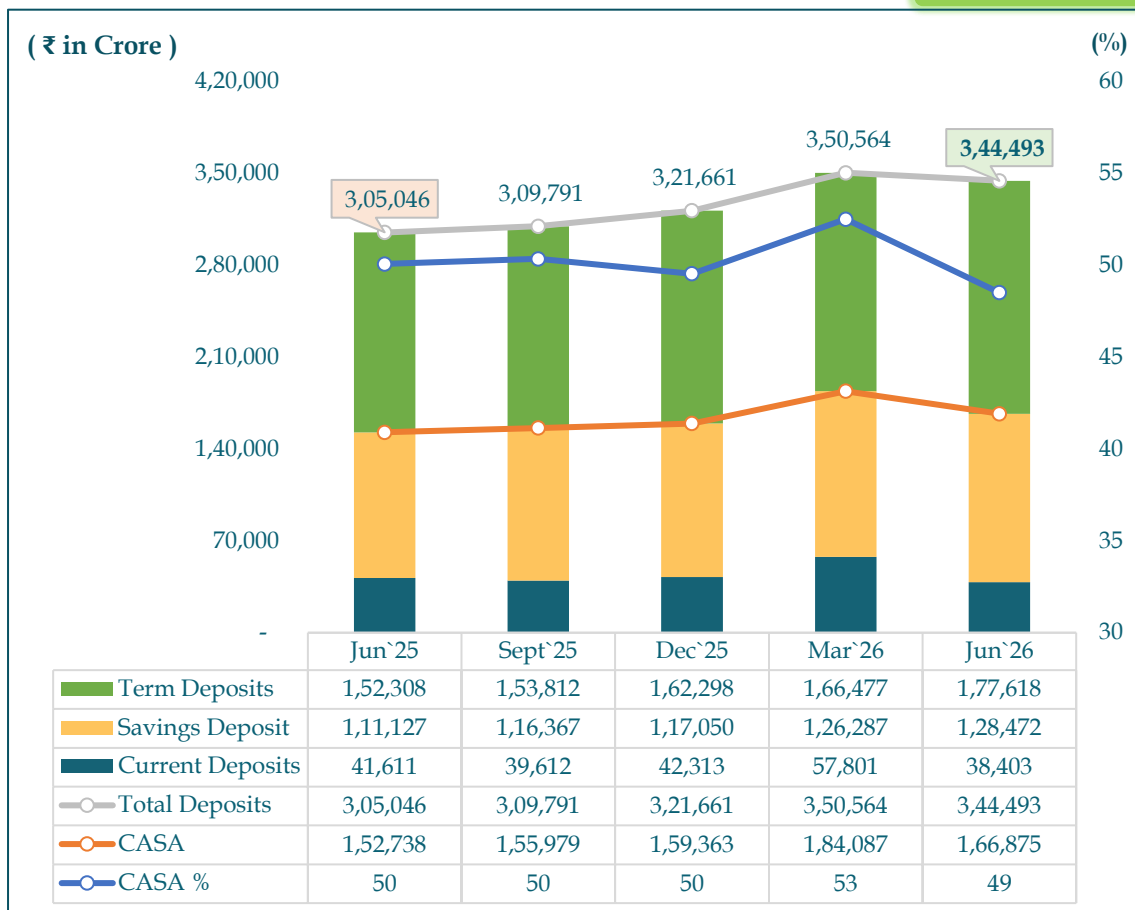
19.10 % (Y-o-Y)





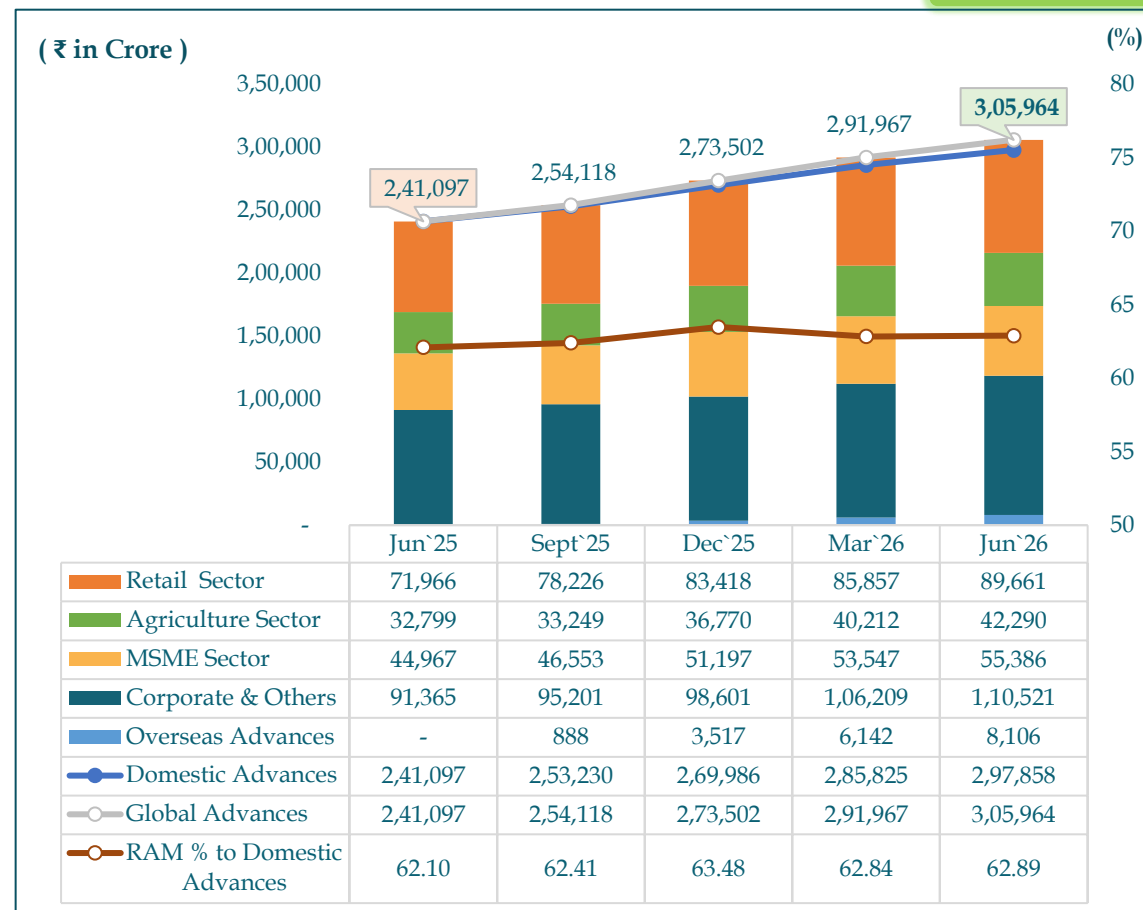
Total Deposit

12.93 % (Y-o-Y)



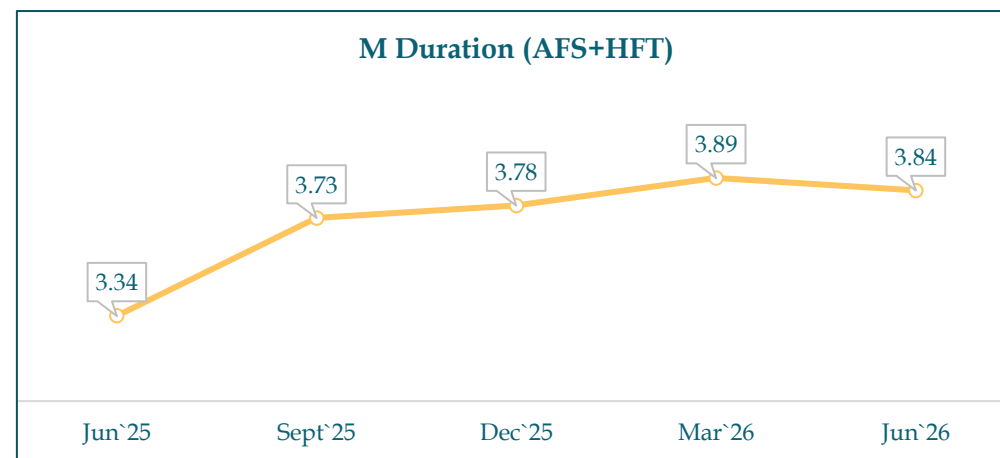
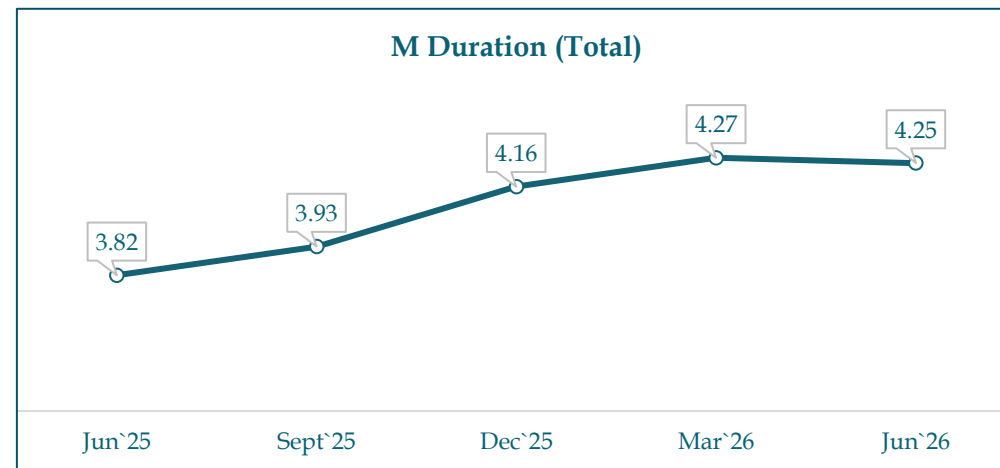
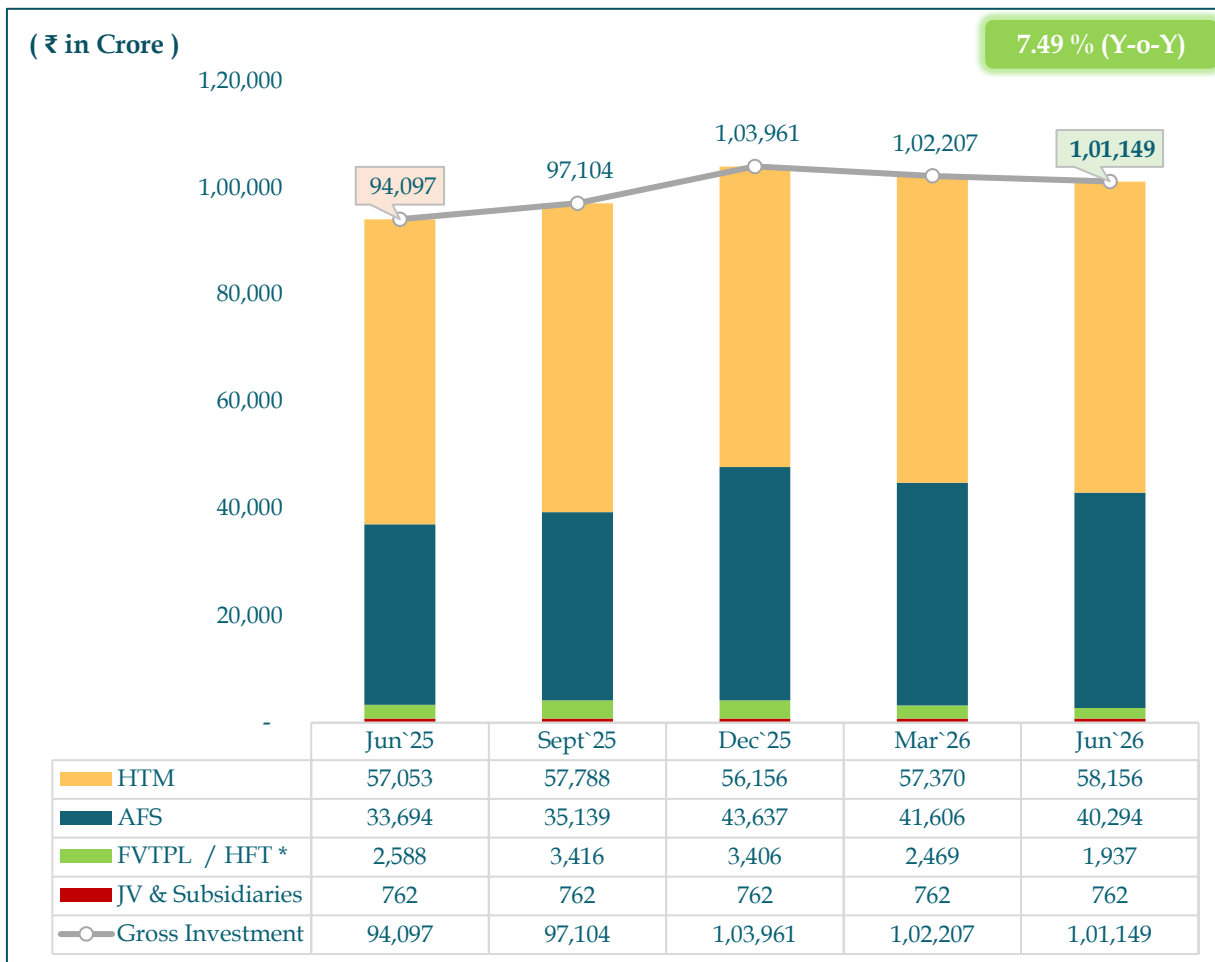
Global Advances

26.90 % (Y-o-Y)



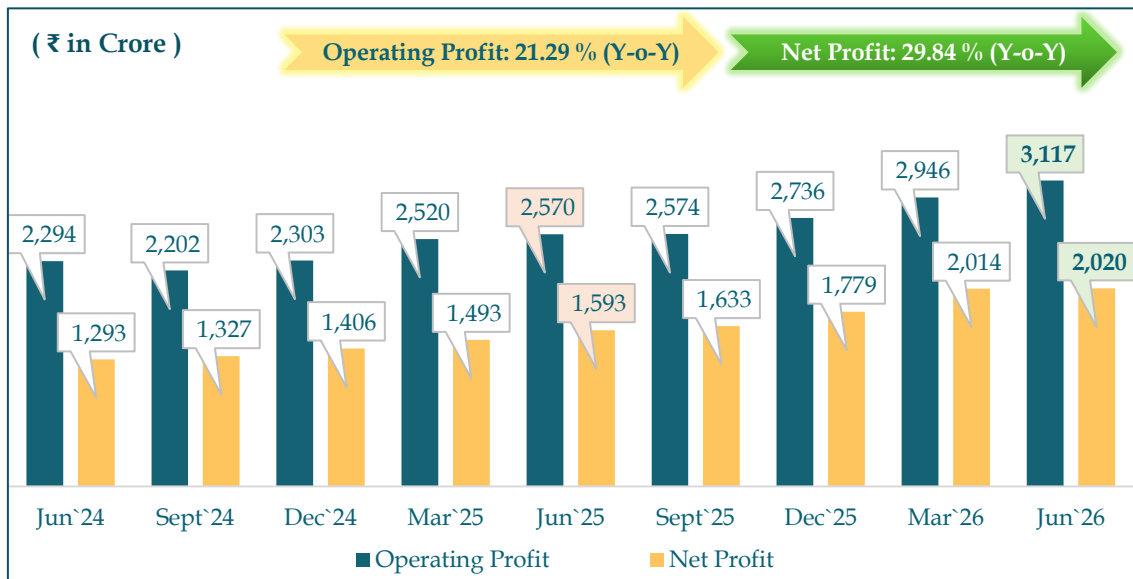


Investments

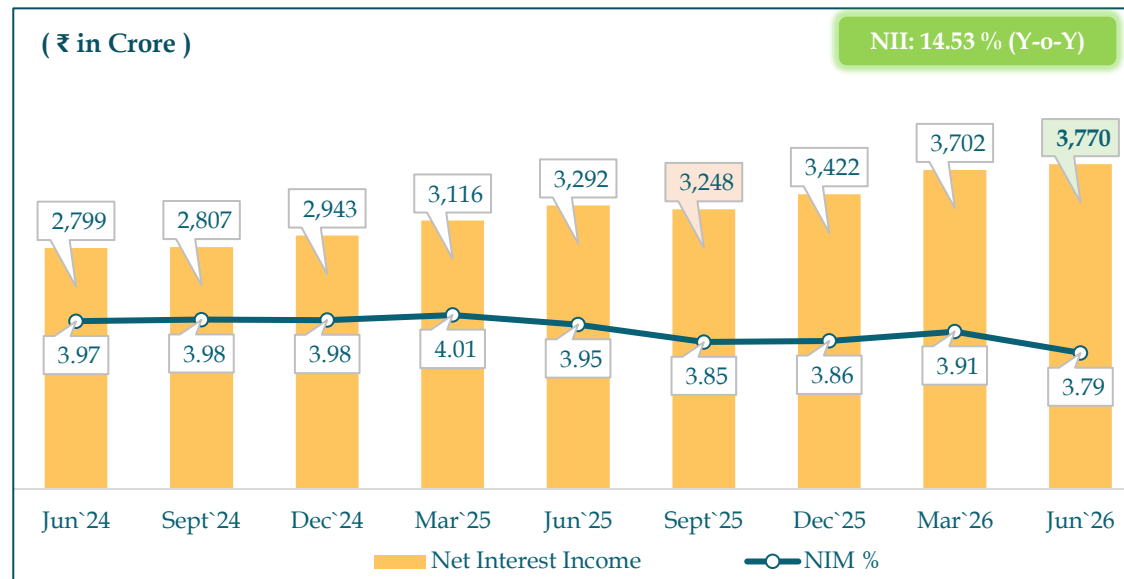


Profitability

(Quarterly)

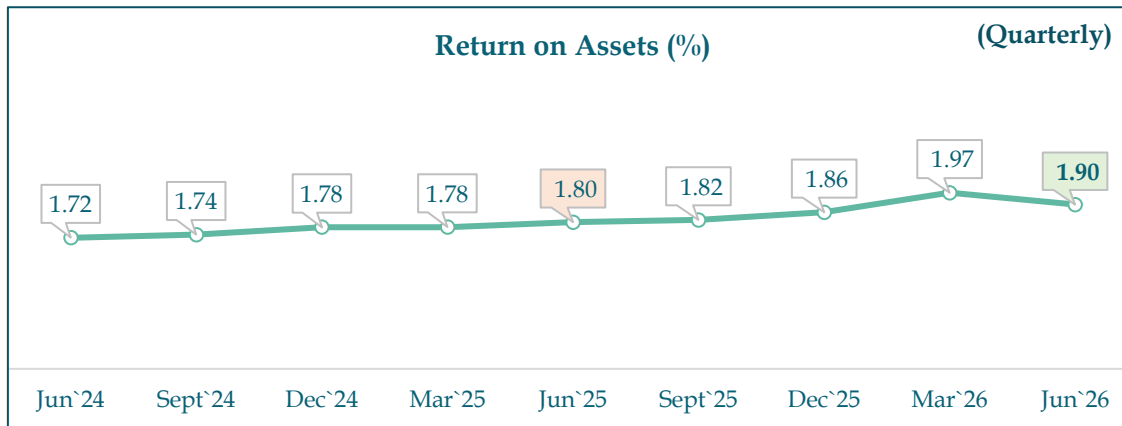


(Quarterly)



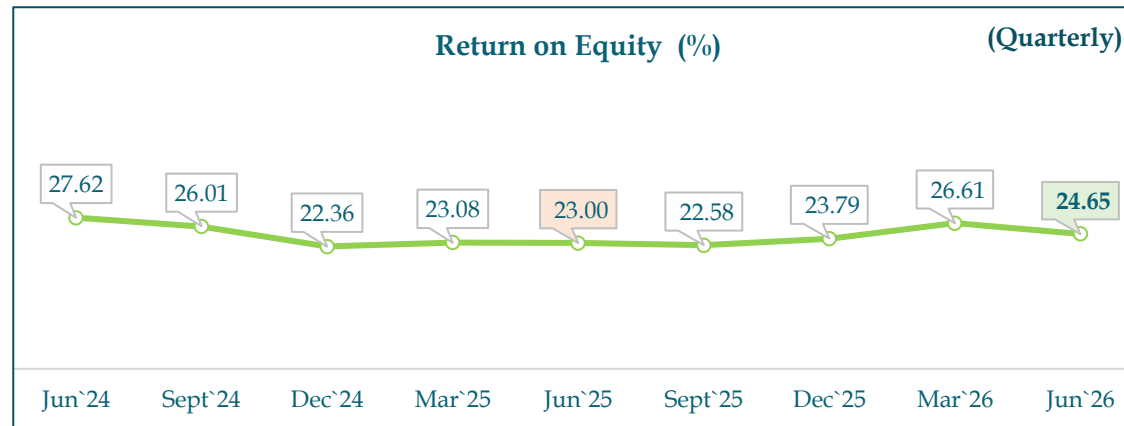
Return on Assets (%)

(Quarterly)



Return on Equity (%)

(Quarterly)





Statement of Income and Expenditure

(₹ in Crore)

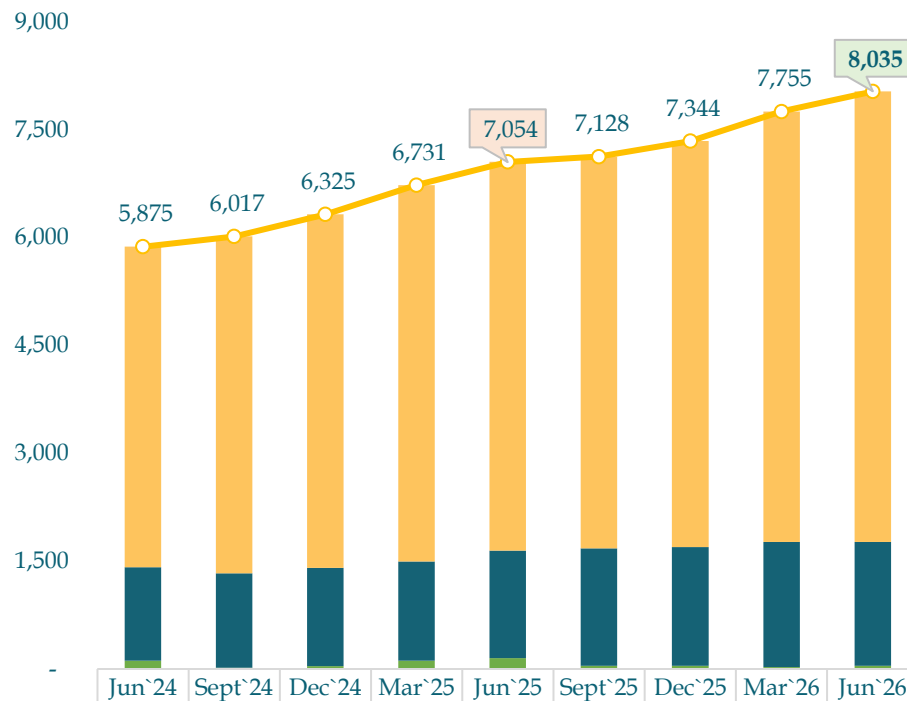
Particulars	Quarter ended				Year ended
	Jun`25	Mar`26	Jun`26	Y-o-Y (%)	Mar`26
Total Income	7,879	8,693	9,063	15	32,823
Interest Income	7,054	7,755	8,035	14	29,282
Non-Interest Income	825	938	1,029	25	3,541
Total Expenses	5,309	5,747	5,946	12	21,997
Interest Expenses	3,762	4,053	4,265	13	15,618
Operating Expenses	1,547	1,694	1,681	9	6,379
Operating Profit	2,570	2,946	3,117	21	10,826
Provision & Contingencies	977	932	1,097	12	3,807
Net Profit	1,593	2,014	2,020	27	7,019



Interest Earnings

(Quarterly)

(₹ in Crore)



13.90 % (Y-o-Y)

Non-Interest Income

(₹ in Crore)

Particulars	Quarter ended				Year Ended
	Jun`25	Mar`26	Jun`26	Y-o-Y (%)	Mar`26
Comm. from Advances	205	272	264	29	1,044
Other Commissions	194	226	187	(4)	818
Fee Based Income	399	498	451	13	1,862
Net Profit on Investment	141	15	234	66	77
Net profit from FEX	51	18	33	(36)	126
Treasury Income	193	33	266	38	202
Recovery in written off accounts	223	380	305	37	1,423
Other Miscellaneous Income	10	27	7	(34)	53
Total Non-Interest Income	824	938	1,029	25	3,541

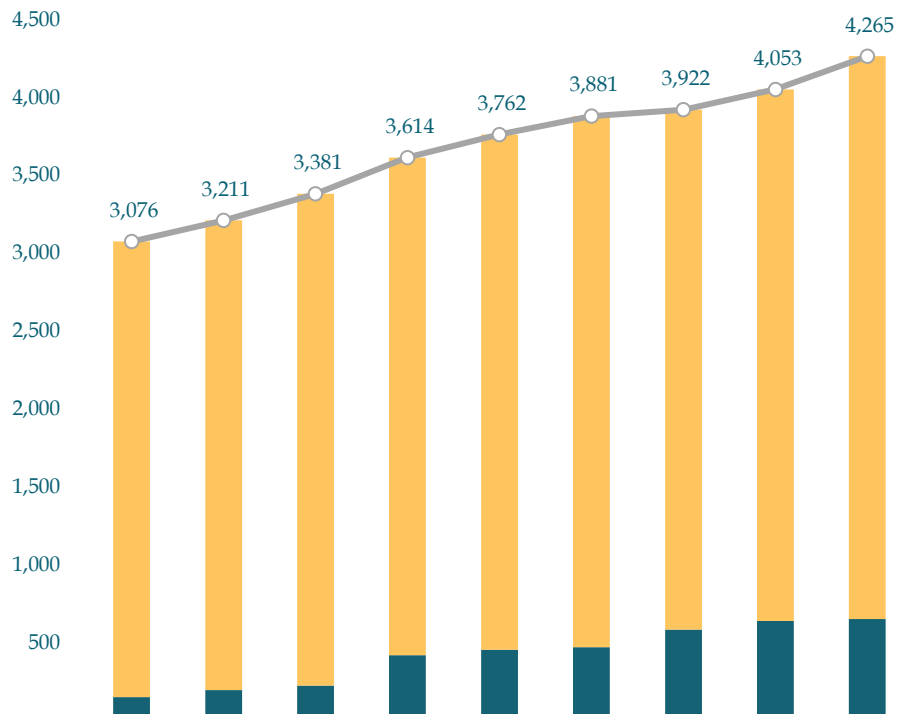


Interest Expenses

(Quarterly)

(₹ in Crore)

13.36 % (Y-o-Y)



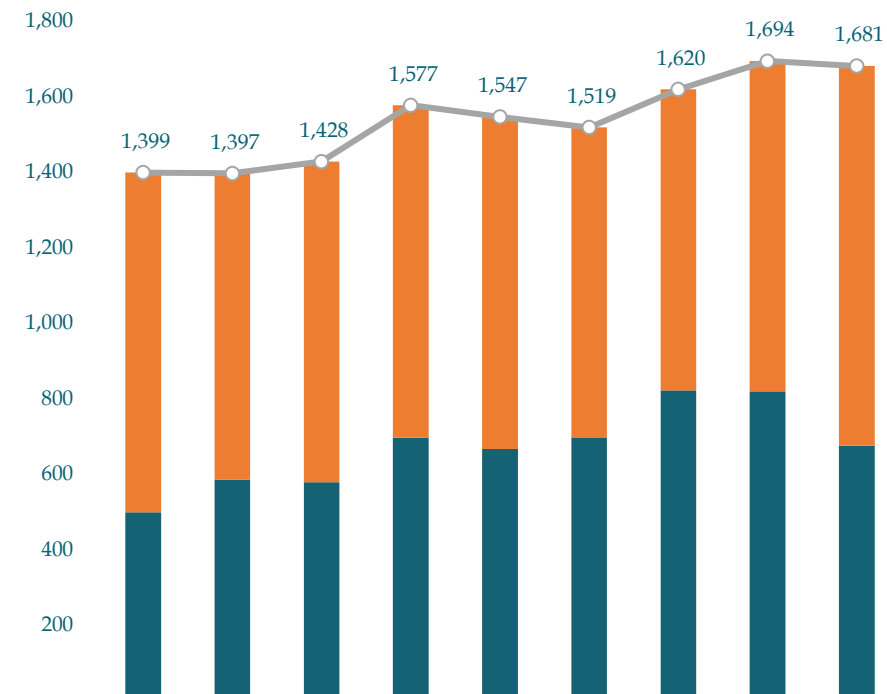
	Jun`24	Sept`24	Dec`24	Mar`25	Jun`25	Sept`25	Dec`25	Mar`26	Jun`26
Interest on Deposits	2,926	3,016	3,158	3,195	3,310	3,410	3,339	3,413	3,614
Other Interest Expenses	150	195	223	419	452	470	583	639	651
Total Interest Expenses	3,076	3,211	3,381	3,614	3,762	3,881	3,922	4,053	4,265

Operating Expenses

(Quarterly)

(₹ in Crore)

8.71 % (Y-o-Y)



	Jun`24	Sept`24	Dec`24	Mar`25	Jun`25	Sept`25	Dec`25	Mar`26	Jun`26
Staff Expenses	900	812	850	881	880	822	798	876	1,007
Other Operating Expenses	499	585	578	696	666	697	822	819	674
Total Operating Expenses	1,399	1,397	1,428	1,577	1,547	1,519	1,620	1,694	1,681

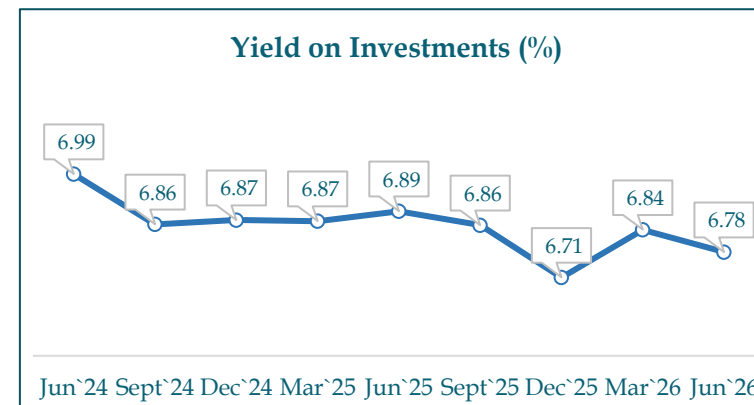
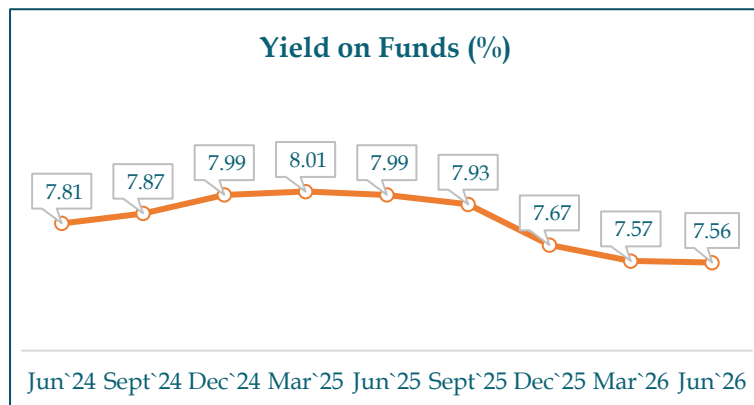
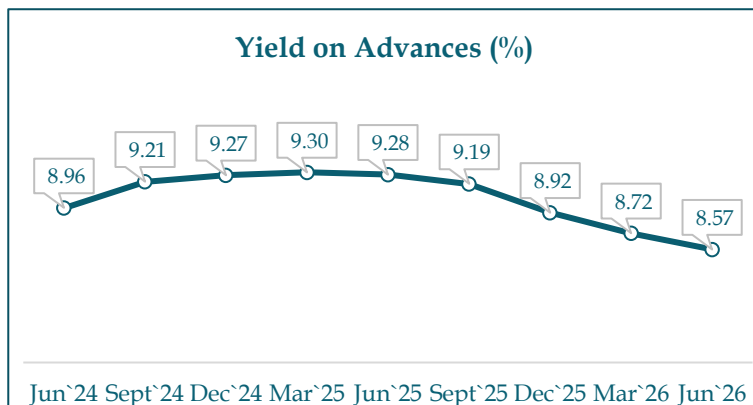
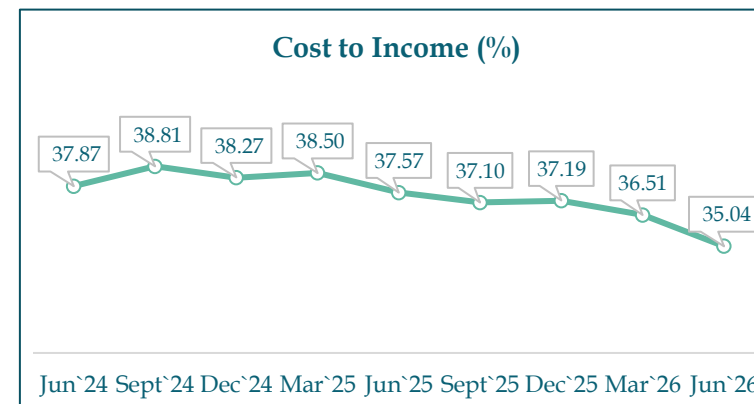
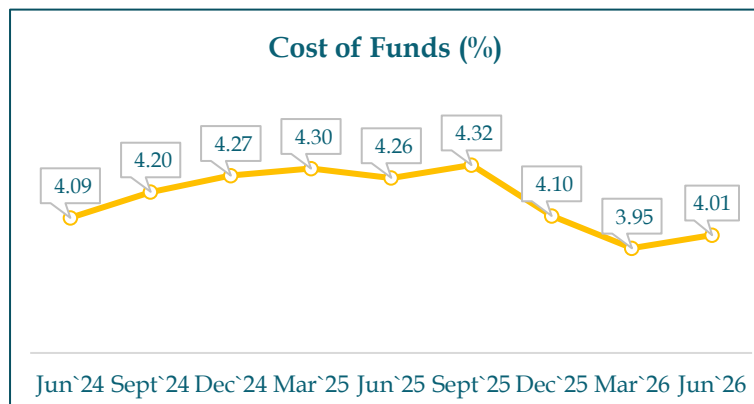
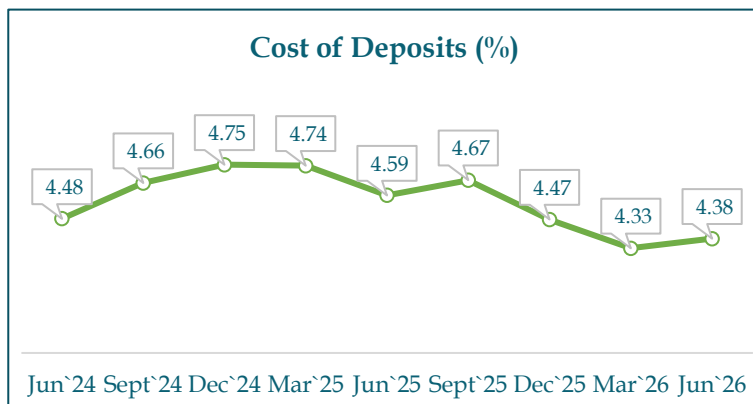
Provisions & Contingencies

(₹ in Crore)

Particulars	Quarter Ended			Year Ended
	Jun`25	Mar`26	Jun`26	Mar`26
Prov for Non Performing Assets	719	664	755	2,626
Prov for Standard/Restructured Assets	112	69	76	417
Prov for Non-performing Investment	0	(4)	(4)	(4)
Other provisions (net of write back)	36	(111)	13	(71)
Income Tax [net of DTA & write back]	110	315	257	838
TOTAL PROVISIONS	977	932	1,097	3,807

Key Financial Ratios

(Quarterly)





Assets & Liabilities - An Overview

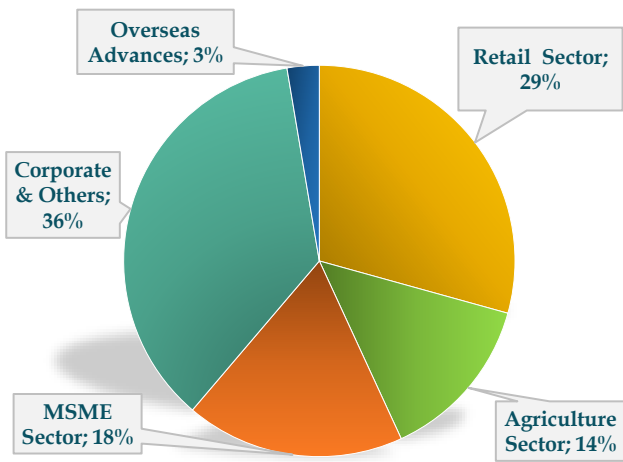
(₹ in Crore)

Assets	Jun`25	Sept`25	Dec`25	Mar`26	Jun`26
Cash & Balance with RBI	23,291	17,276	10,678	26,645	14,880
Balances with Bank & Call Money	3,460	662	142	1,100	496
Total Investments (Net of Depreciation & Provision)	93,779	96,422	1,03,000	1,01,480	1,00,476
Total Advances (Net of Provision)	2,37,326	2,50,188	2,69,527	2,88,104	3,01,934
Total Fixed Assets (Net of Depreciation)	2,894	2,904	2,858	2,962	2,948
Other Assets	6,543	6,276	7,019	7,071	5,569
Total	3,67,292	3,73,729	3,93,224	4,27,363	4,26,303
Liabilities	Jun`25	Sept`25	Dec`25	Mar`26	Jun`26
Capital	7,692	7,692	7,692	7,692	7,692
Reserves & Surplus	22,501	23,915	25,618	25,416	27,884
Deposits	3,05,046	3,09,791	3,21,661	3,50,564	3,44,493
Borrowings	23,730	24,924	30,358	35,234	38,749
Other Liabilities & Provisions	8,324	7,407	7,895	8,457	7,486
Total	3,67,292	3,73,729	3,93,224	4,27,363	4,26,303

Credit Portfolio - Balanced Loan Growth

(₹ in Crore)

Particulars	Jun`25	Mar`26	Jun`26	Growth (Y-o-Y) %
Domestic Advances	2,41,097	2,85,825	2,97,858	23.54
<i>of which</i>				
Retail Sector	71,966	85,857	89,661	24.59
Agriculture Sector	32,799	40,212	42,290	28.94
MSME Sector	44,967	53,547	55,386	23.17
Total of RAM	1,49,732	1,79,616	1,87,337	25.11
RAM % to Domestic Advances	62.10	62.84	62.89	
Corporate & Others	91,365	1,06,209	1,10,521	20.97
Overseas Advances	-	6,142	8,106	-
Global Advances	2,41,097	2,91,967	3,05,964	26.90



% Share of Global Advances, as on 30th June 2026

Other Retail Loan (Break-up) - Jun`26	Amount (Rs. In Cr.)	% of Total other Retail Loan
Gold	11,546	41
LAP, Top-Up & Others	6,766	24
Staff Loans	4,135	15
Personal	4,039	14
LAD	1,098	4
Aadhar	782	3
Total	28,366	100

(₹ in Crore)

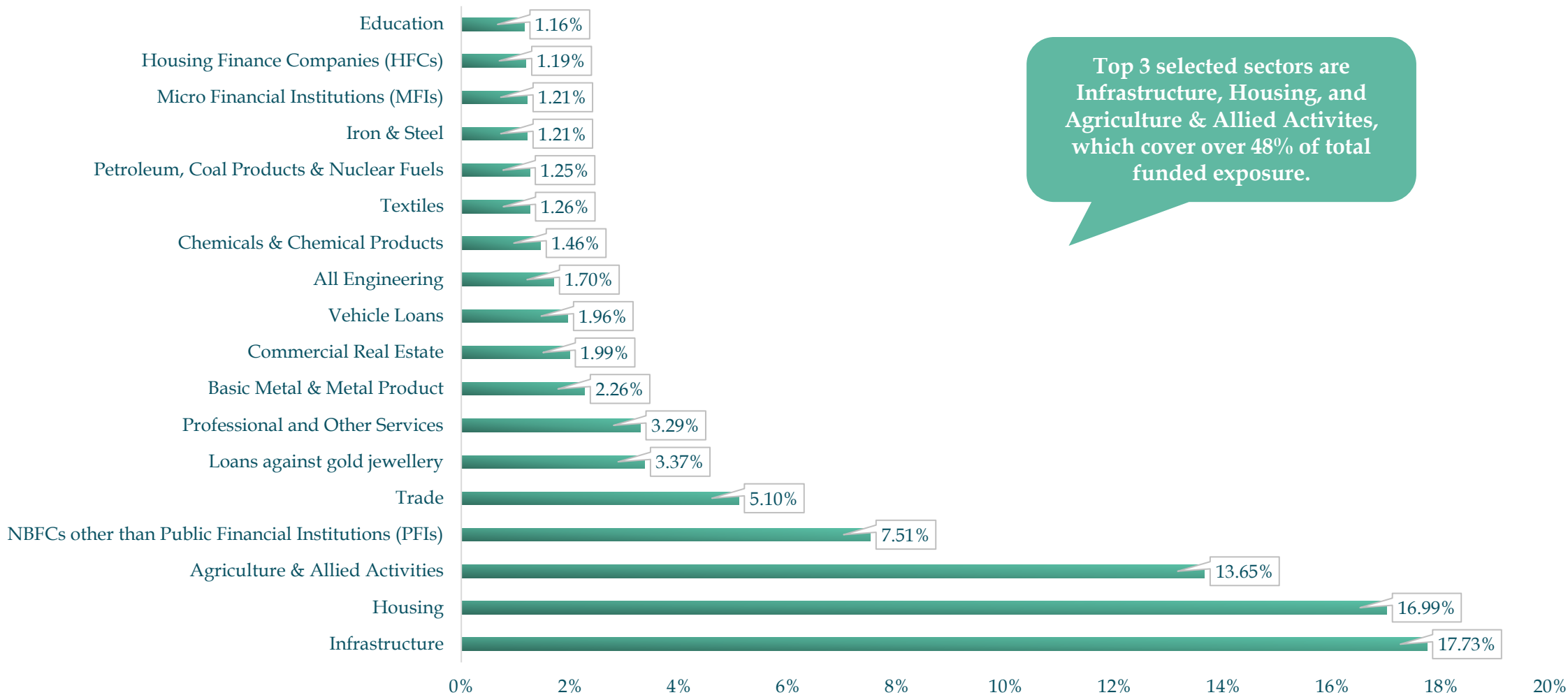
RETAIL CREDIT				
Particulars	Jun`25	Mar`26	Jun`26	Growth (Y-o-Y) %
Total Retail Credit	71,966	85,857	89,661	24.59
<i>of which</i>				
Housing	40,001	49,479	51,601	29.00
Education	2,705	2,992	2,996	10.75
Vehicle	4,269	6,318	6,698	56.89
Others	24,991	27,067	28,366	13.51

AGRICULTURE CREDIT				
Particulars	Jun`25	Mar`26	Jun`26	Growth (Y-o-Y) %
Total Agriculture Credit	32,799	40,212	42,290	28.94
<i>of which</i>				
Farm Credit (Crop, Investment & Allied)	14,420	15,974	17,976	24.67
Agri Infrastructure	826	1,081	1,211	46.66
Agri Ancillary Activities	17,553	23,157	23,102	31.61

MSME CREDIT				
Particulars	Jun`25	Mar`26	Jun`26	Growth (Y-o-Y) %
Total MSME Credit	44,967	53,547	55,386	23.17
<i>of which</i>				
Micro	25,276	30,339	30,054	18.90
Small	13,434	15,407	16,103	19.87
Medium	6,256	7,800	9,228	47.50



Funded exposure to selected sectors & industries with total exposure (more than 1%) - Jun`26



Top 3 selected sectors are Infrastructure, Housing, and Agriculture & Allied Activities, which cover over 48% of total funded exposure.

External Rating-wise Advances - Above 25 Cr

(₹ in Crore)

Particulars	Jun`25			Mar`26			Jun`26		
	No. of Borrowers	O/s Amount	% of O/s Amount	No. of Borrowers	O/s Amount	% of O/s Amount	No. of Borrowers	O/s Amount	% of O/s Amount
Total Eligible Advances for External Rating	552	1,06,297	100	692	1,32,072	100	692	1,39,560	100
AAA	11	4,927	5	18	16,418	12	16	19,894	14
AA	95	34,511	32	108	40,768	31	107	38,870	28
A	152	28,657	27	200	31,951	24	191	34,677	25
BBB	160	18,680	18	201	20,677	16	190	21,644	16
BB & Below	36	1,729	2	57	6,656	5	77	8,067	6
Total Rated	454	88,504	84	584	1,16,470	88	581	1,23,152	88
Govt. Guaranteed Advances(Unrated)	19	13,090	12	16	10,392	8	16	10,434	8
Total Rated plus Govt Guarantee	473	1,01,594	96	600	1,26,862	96	597	1,33,586	96
Other Unrated	79	4,703	4	92	5,210	4	95	5,974	4

Asset Quality

(₹ in Crore)

Particulars	Jun`25		Sept`25		Dec`25		Mar`26		Jun`26	
	Amount	% of Gross Adv.	Amount	% of Gross Adv.	Amount	% of Gross Adv.	Amount	% of Gross Adv.	Amount	% of Gross Adv.
Standard	2,36,892	98.26	2,49,746	98.28	2,69,115	98.40	2,87,721	98.55	3,01,529	98.55
Sub-Standard	1,673	0.69	1,708	0.67	1,810	0.66	1,673	0.57	1,802	0.59
Doubtful	2,322	0.96	2,442	0.96	2,358	0.86	2,333	0.80	2,432	0.79
Loss	211	0.09	222	0.09	221	0.08	240	0.08	201	0.07
Total Advances	2,41,097	100	2,54,118	100	2,73,502	100	2,91,967	100	3,05,964	100

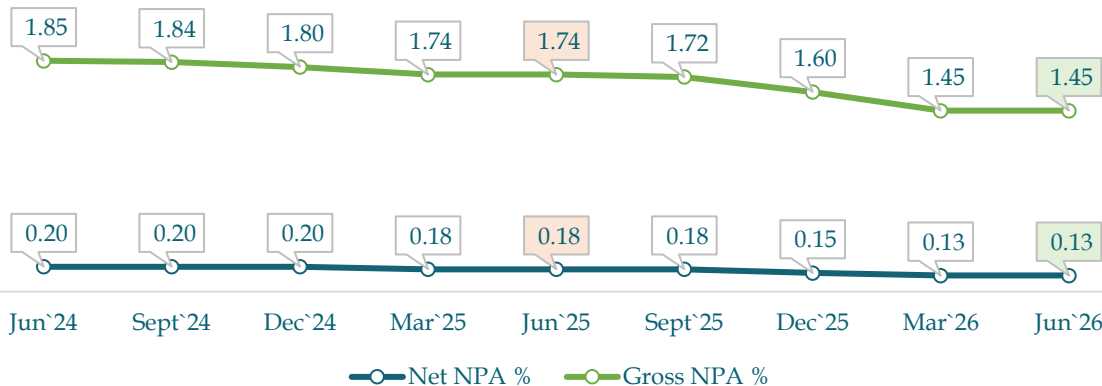
Special Mention Account (SMA) *

Particulars	Jun`25		Sept`25		Dec`25		Mar`26		Jun`26	
	Amount	% of Gross Adv.	Amount	% of Gross Adv.	Amount	% of Gross Adv.	Amount	% of Gross Adv.	Amount	% of Gross Adv.
SMA 1	114	0.05	226	0.09	176	0.06	241	0.08	147	0.05
SMA2	171	0.07	296	0.12	344	0.13	56	0.02	208	0.07
Total	285	0.12	522	0.21	521	0.19	297	0.10	355	0.12

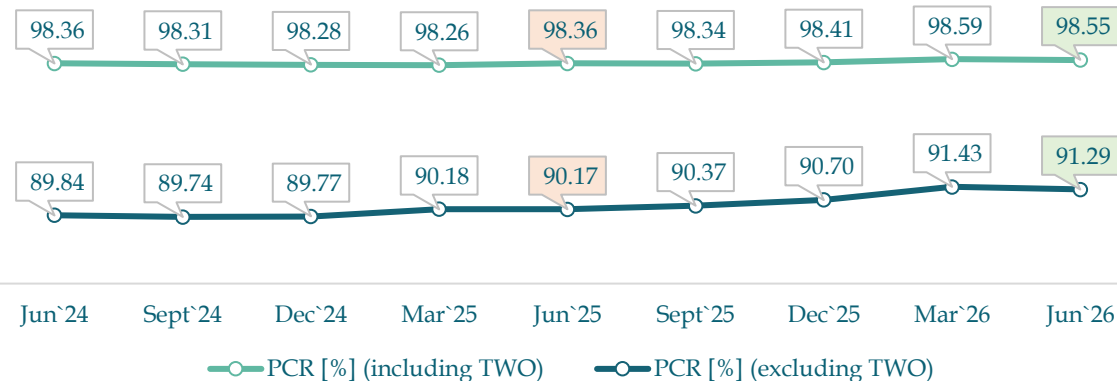
* Rs. 5 crore and above

Restructuring of Standard Advances	Jun`25	Sept`25	Dec`25	Mar`26	Jun`26
Retail- As on Date	1,086	1,023	985	945	897
Agriculture- As on date	122	127	105	101	100
MSME- As on date	194	81	66	61	56
Corporate- As on Date	880	926	939	972	948
Total	2,282	2,157	2,095	2,079	2,001

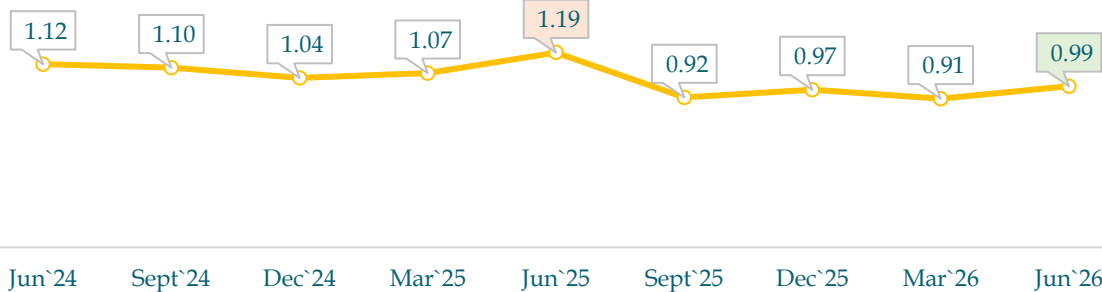
Gross & Net NPA (%)



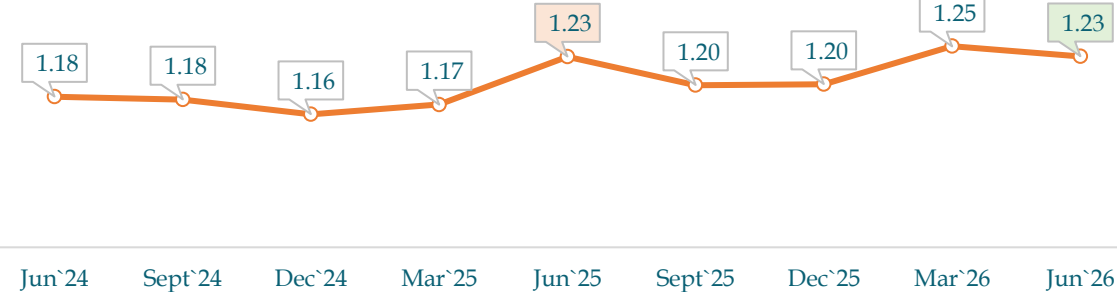
Provisions Coverage Ratio (%)



Credit Cost % (Quarterly)



Slippage Ratio % (Quarterly)



Movement of NPA

(₹ in Crore)

Sector-wise Credit Deployment & NPA

(₹ in Crore)

Particulars	Last 5 Quarters					Particulars	Jun`25			Mar`26			Jun`26		
	Jun`25	Sept`25	Dec`25	Mar`26	Jun`26		Advances	Sector NPA	Sector NPA %	Advances	Sector NPA	Sector NPA %	Advances	Sector NPA	Sector NPA %
Opening Level of Gross NPAs	4,185	4,206	4,372	4,388	4,246	Retail Sector	71,966	282	0.39	85,857	232	0.27	89,661	305	0.34
Total Reductions	708	546	735	982	702	Agriculture Sector	32,799	3,166	9.65	40,212	3,104	7.72	42,290	3,206	7.58
<i>of which : Recovery + Upgradation</i>	242	427	287	344	236	MSME Sector	44,967	714	1.59	53,547	823	1.54	55,386	884	1.60
Gross Addition	730	712	751	841	890	Total of RAM	1,49,732	4,163	2.78	1,79,616	4,159	2.32	1,87,337	4,395	2.35
<i>of which : Variable</i>	3	2	2	2	2	Corporate & Others	91,365	43	0.05	1,06,209	87	0.08	1,10,521	40	0.04
<i>: Fresh Slippages (Net)</i>	727	710	749	839	888	Domestic Advances	2,41,097	4,206	1.74	2,85,825	4,246	1.49	2,97,858	4,434	1.49
Net Increase/Decrease	21	166	16	(142)	188	Overseas Advances	-	-	-	6,142	-	-	8,106	-	-
Closing Level of Gross NPAs	4,206	4,372	4,388	4,246	4,434	Global Advances	2,41,097	4,206	1.74	2,91,967	4,246	1.45	3,05,964	4,434	1.45

Retail Sector - NPA

(₹ in Crore)

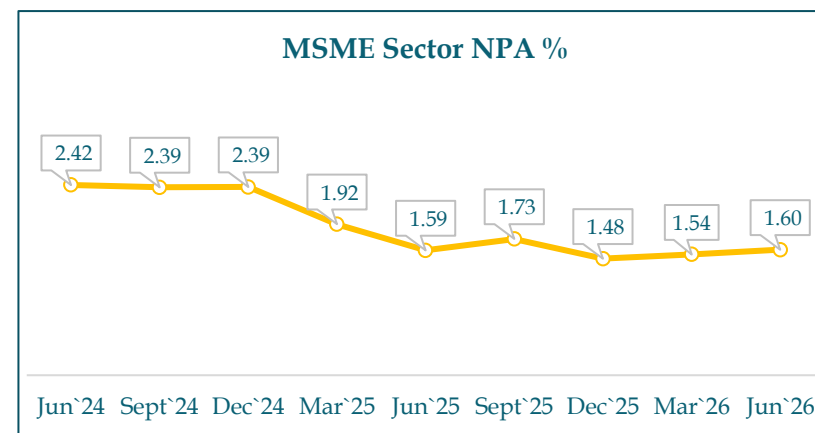
Particulars	Jun`25			Mar`26			Jun`26		
	Advances	Sector NPA	Sector NPA %	Advances	Sector NPA	Sector NPA %	Advances	Sector NPA	Sector NPA %
Total Retail Credit	71,966	282	0.39	85,857	232	0.27	89,661	305	0.34
<i>of which</i>									
Housing	40,001	66	0.16	49,479	73	0.15	51,601	115	0.22
Education	2,705	2	0.08	2,992	4	0.12	2,996	4	0.14
Vehicle	4,269	7	0.16	6,318	9	0.14	6,698	13	0.20
Others	24,991	207	0.83	27,067	147	0.54	28,366	172	0.61



MSME Sector - NPA

(₹ in Crore)

Particulars	Jun`25			Mar`26			Jun`26		
	Advances	Sector NPA	Sector NPA %	Advances	Sector NPA	Sector NPA %	Advances	Sector NPA	Sector NPA %
Total MSME Credit	44,967	714	1.59	53,547	823	1.54	55,386	884	1.60
<i>of which</i>	-	-	-	-	-	-	-	-	-
Micro	25,276	653	2.58	30,339	651	2.14	30,054	670	2.23
Small	13,434	50	0.38	15,407	136	0.88	16,103	193	1.20
Medium	6,256	11	0.17	7,800	36	0.46	9,228	21	0.23

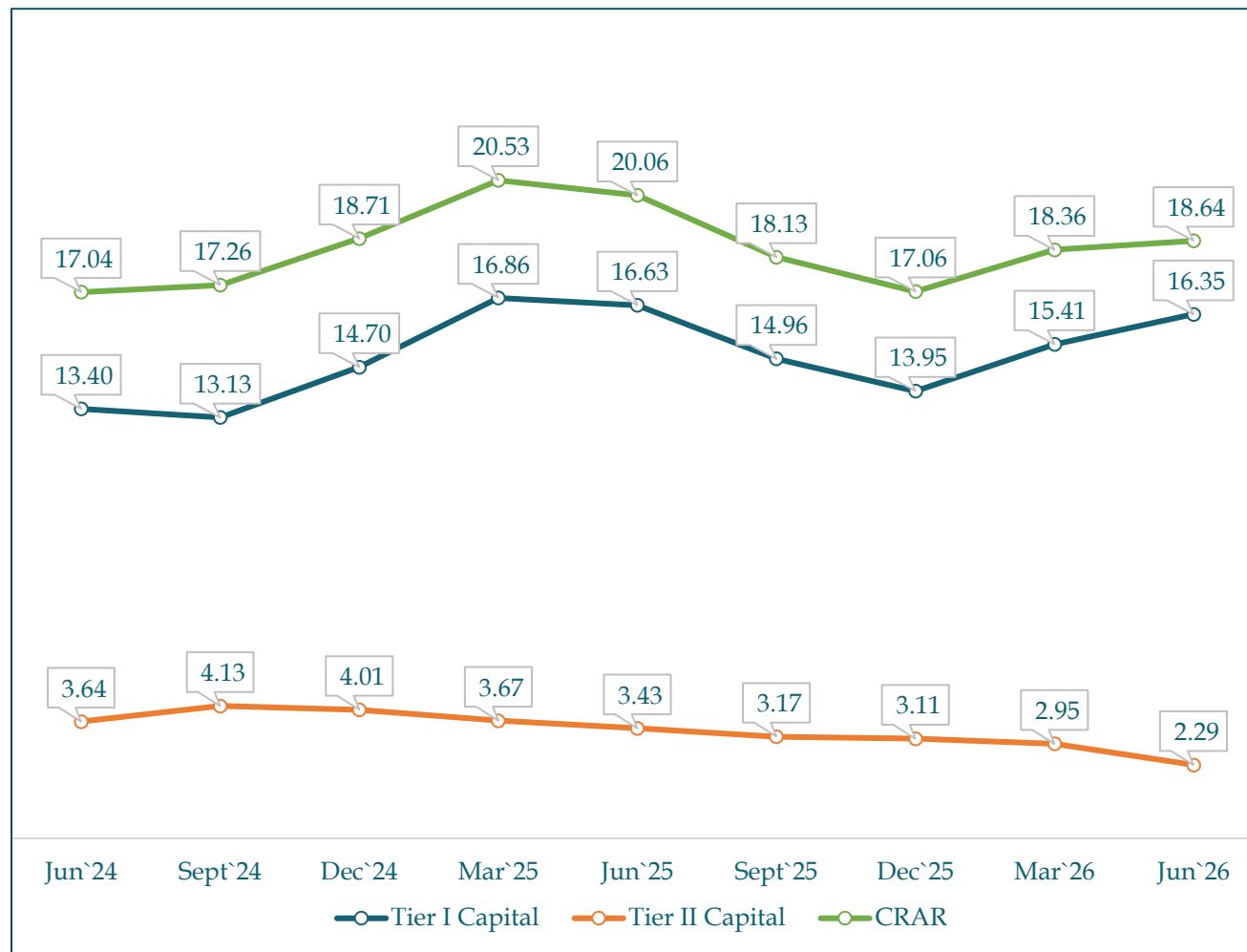




Capital Adequacy (%)

(₹ in Crore)

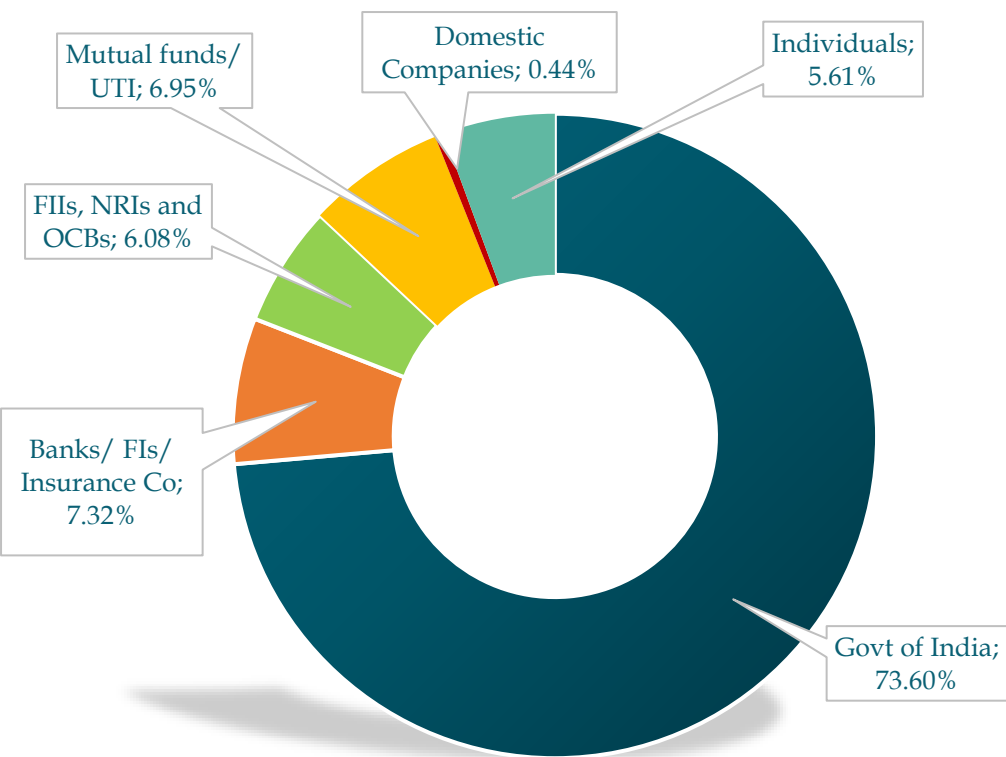
Particulars	Jun`25	Mar`26	Jun`26
RWA for Credit Risk	1,47,692	1,86,728	1,90,579
RWA for Market Risk	1,755	1,485	1,318
RWA for Operational Risk	21,531	21,531	25,499
Total RWA	1,70,978	2,09,745	2,17,396
CET I %	15.62	14.59	15.56
ATI %	1.01	0.82	0.79
TIER I %	16.63	15.41	16.35



Equity Holding(%) & Ratios

(Quarterly)

Shareholding Pattern



As on 30th June 2026

Particulars	Jun`25	Sept`25	Dec`25	Mar`26	Jun`26
No. of Shares (in crore)	769	769	769	769	769
Market Capitalization (in crore)	43,926	43,057	47,726	47,172	70,332
Net Worth (in crore)	27,699	28,934	29,923	30,272	32,780
Return on Equity (%)	23.00	22.58	23.79	26.61	24.65
Return on Assets (%)	1.80	1.82	1.86	1.97	1.90
Earning Per Share (Rs.) (Not Annualized)	2.07	2.12	2.31	2.62	2.63
Book Value Per Share (Rs.) (excl. Rev. Res.)	36.01	37.62	38.90	39.36	42.62

Particulars	Agency	Rating
Long Term Rating (Tier II Bonds)	ICRA / CARE / INFOMERICS / ACUTE / BRICKWORK	AA+ (Stable)
Short Term Rating	CRISIL	A1+
International Rating	S&P Global	BBB- (Stable)



Zen Lyfe

- FurEver Account Open/manage
- NCMC services (Recharge/View Balance)
- AEPS enable/disable service
- Change Account Home Branch
- PMJJBY /SBY enroll and manage
- Open deposit account using CC
- Step up authentication for medium risk transaction
- The app is available in 11 Languages

New Initiatives in Digital Banking

Digital Sanctions

Implementation of Digital MUDRA STP CC (up to Rs. 10 Lac) (NTB)

➤The digital Mudra Cash credit facility is a digital initiative aimed at extending end to end paperless, and regulatory compliant working capital finance of up to Rs. 10 lakhs to new to bank customers

Vehicle Loan for (NTB)

➤End-to-end digital onboarding process enabling NTB customers to apply, verify, and receive vehicle loan approval within minutes.

UPI



- ICCW – Enabled cash withdrawal through Bank’s ATM
- Enabled Cash Withdrawal through BC channel

Central Bank Digital Currency

- Introduction of PIN-less Transactions (Android & iOS) - ₹ 500 per transaction, max. ₹ 2000 per day
- Implemented Time-based one-time password (TOTP) authentication for the DTSP front-end portal.
- Implementation of continuous SIM monitoring.

Cashless convenience, powered by **e-Rupee.**

- Fast Payments send or receive in seconds
- Trusted by RBI safe and reliable currency
- Anytime, Anywhere 24x7 digital convenience

New Initiatives in Information Technology



To enhance the Delivery Channels

- Private cloud Infrastructure was also upgraded with latest version.
- Debit card Switch and Debit card Management System upgraded to PCI-SSF compliant version



To enhance Resource Skill

- ☐ Initiated trainings
 - CBAP
 - PMP
 - Agile Framework



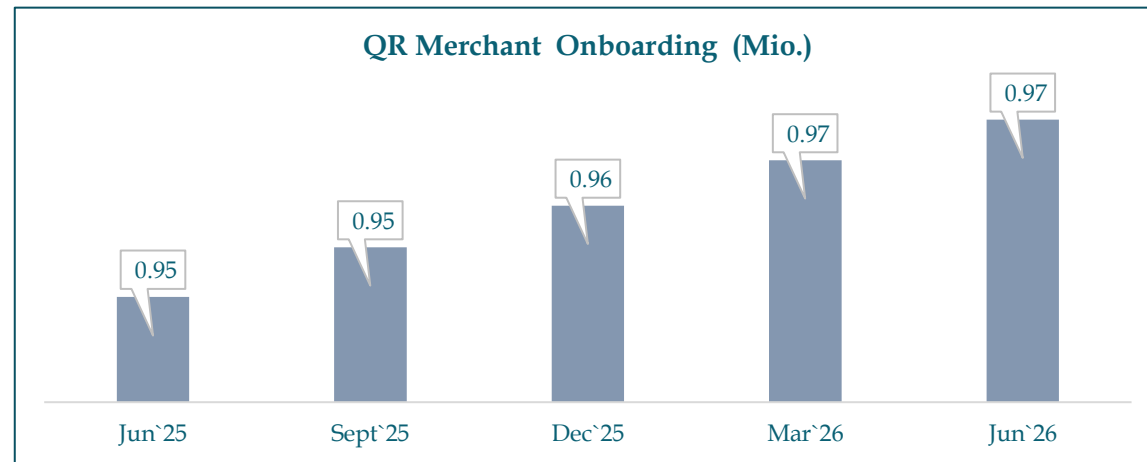
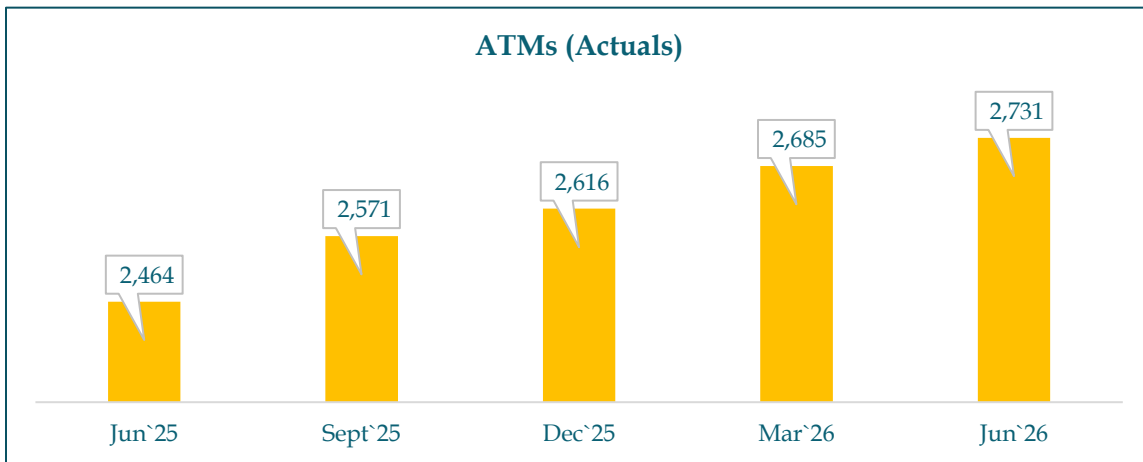
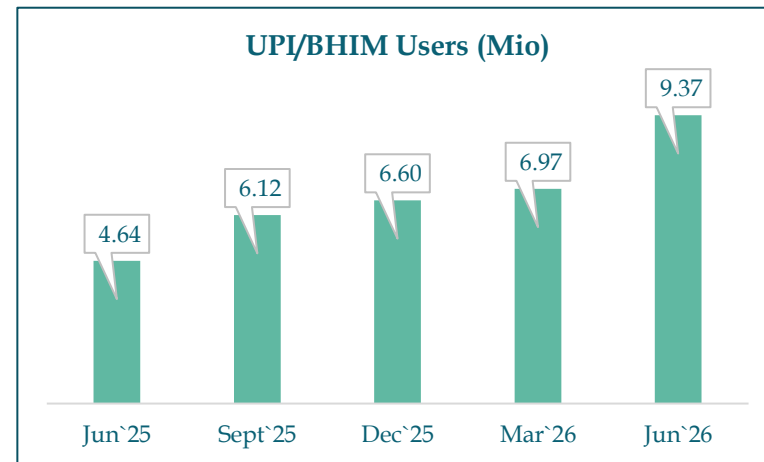
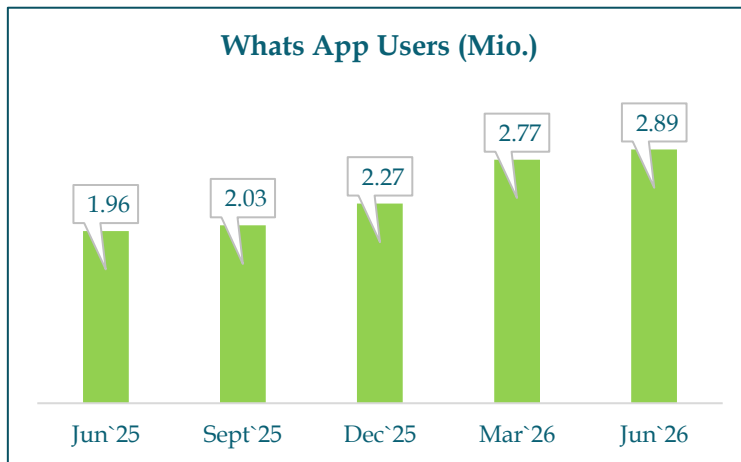
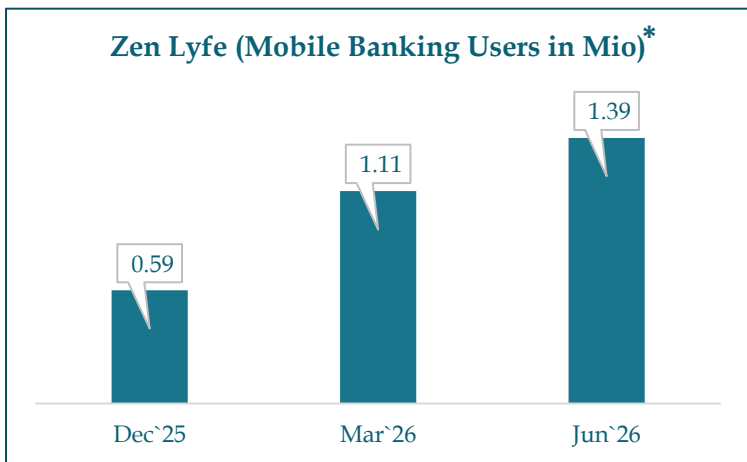
To enhance Digital Process & Automation

- All APIs onboarded on API Management Portal for centralized governance, monitoring, security and lifecycle management.





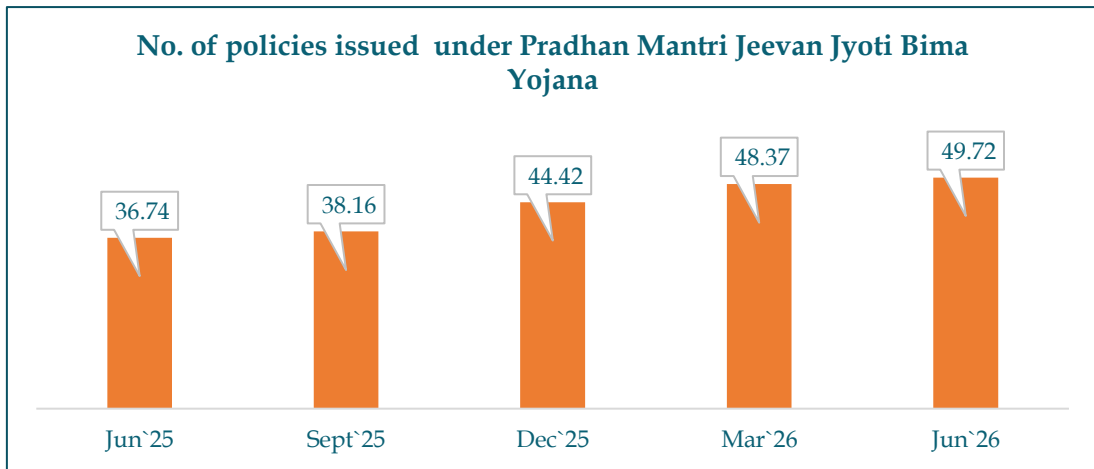
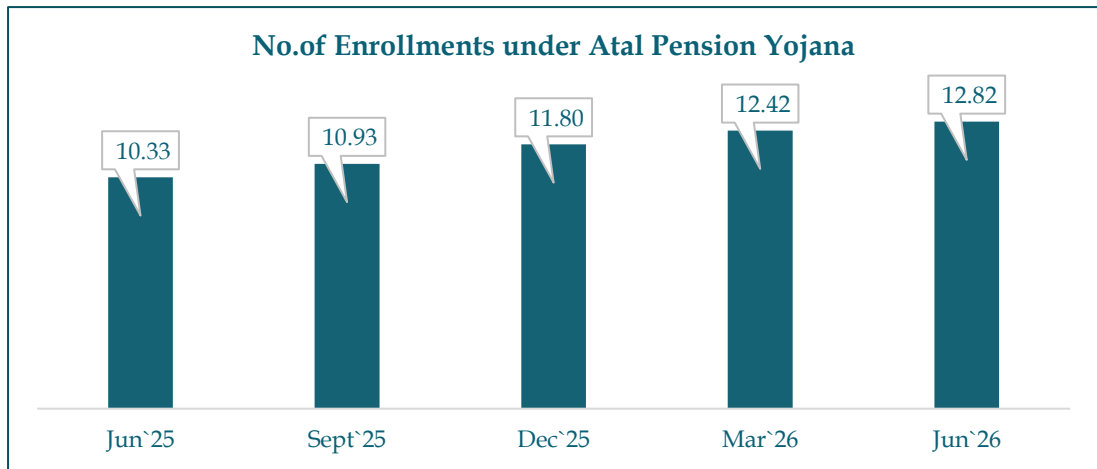
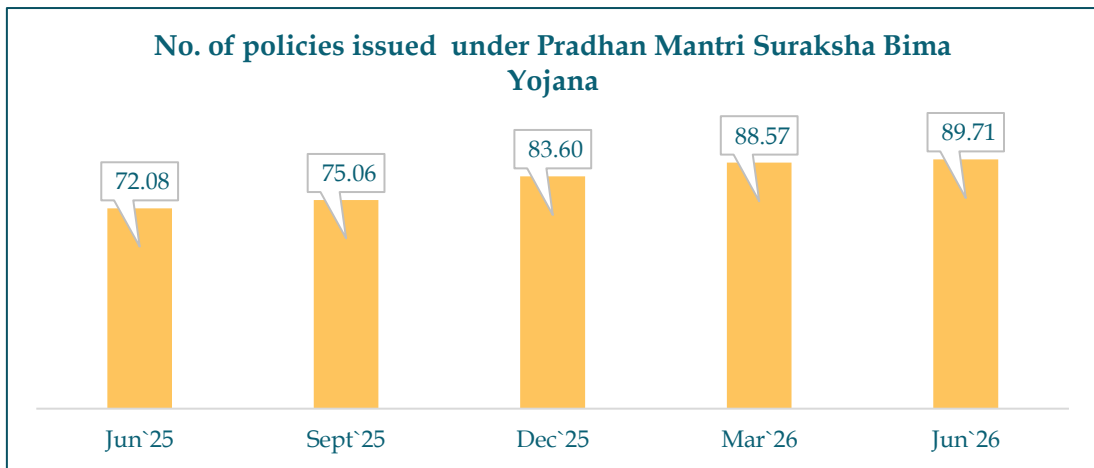
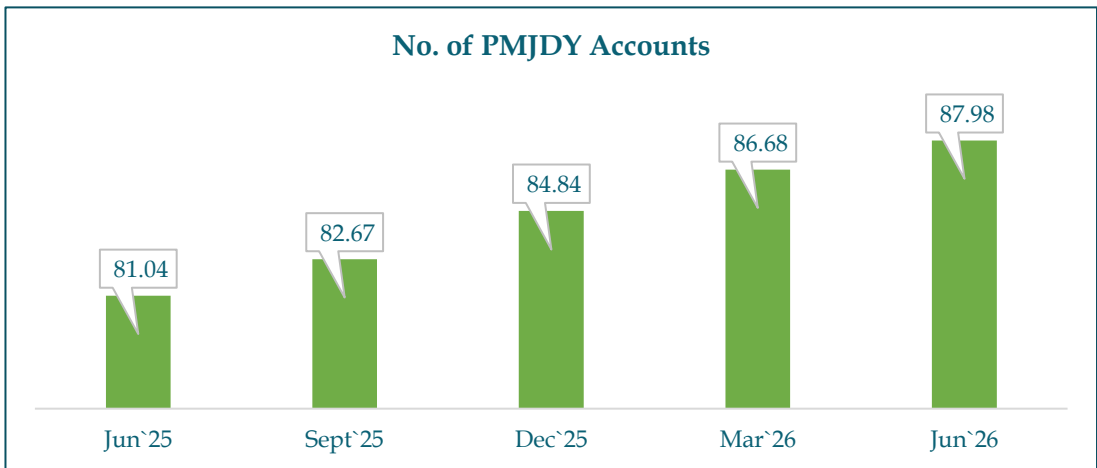
Digital Footprints

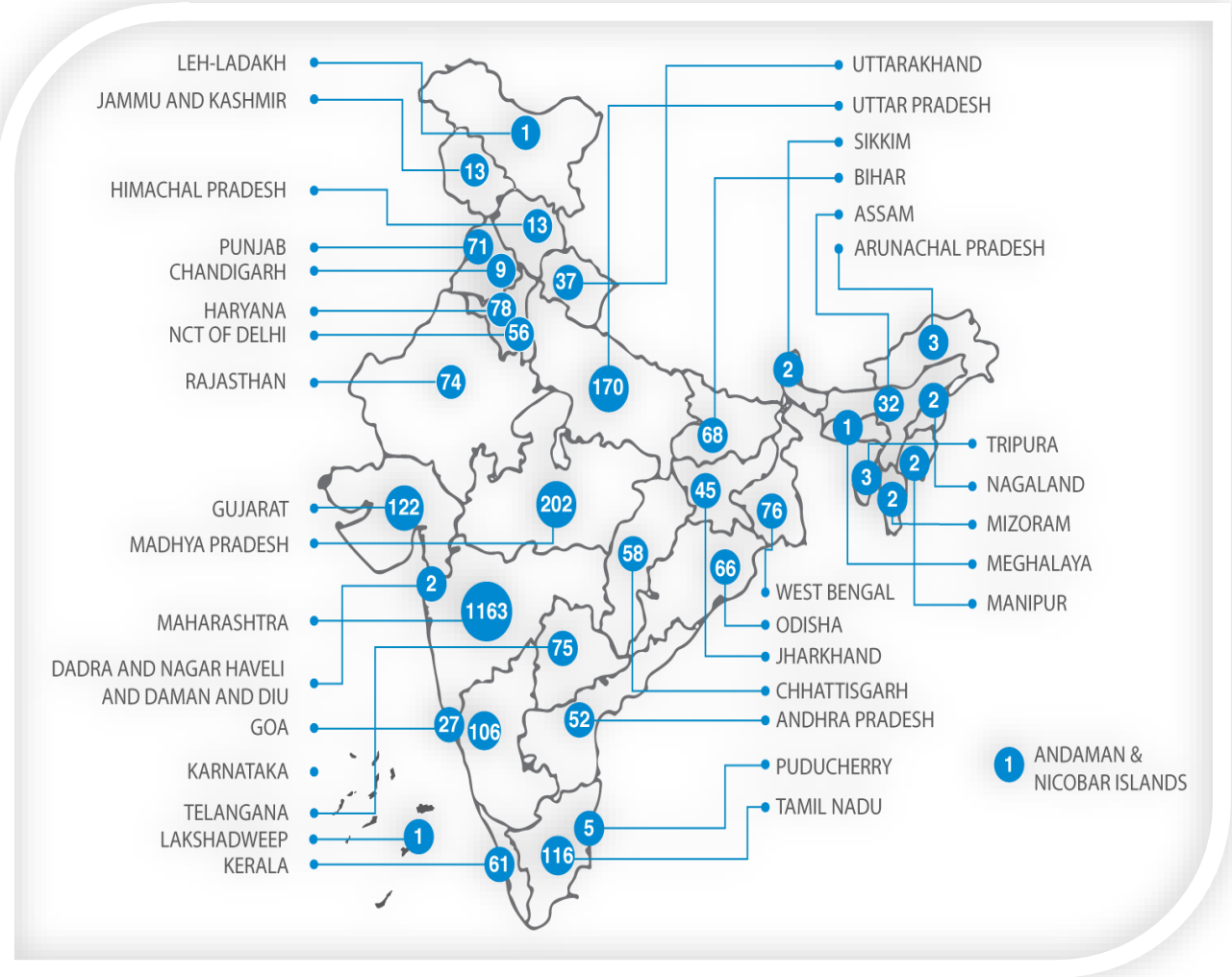


* Bank has launched new mobile banking application Zen Lyfe as part of technology upgrade.



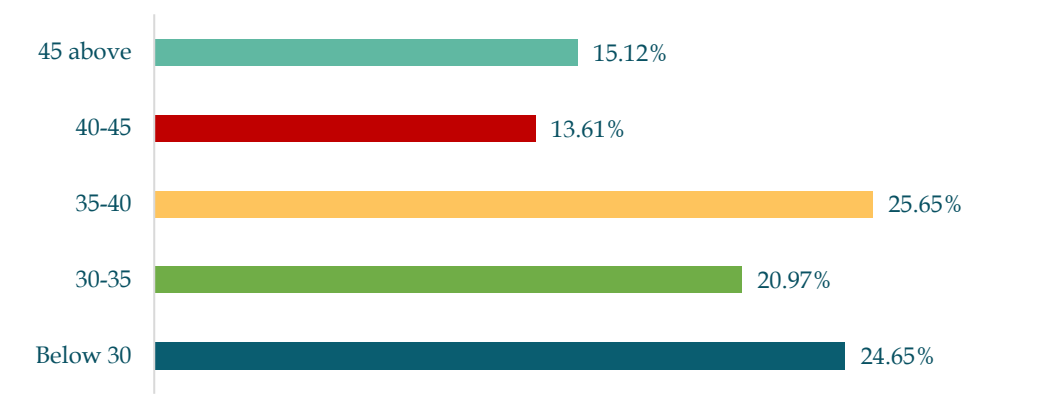
Financial Inclusion (in Lakhs)





Category	No. of Branches (Domestic)				
	Jun`25	Sept`25	Dec`25	Mar`26	Jun`26
Metro	648	657	672	692	701
Urban	591	598	608	625	637
Semi Urban	787	793	809	829	836
Rural	615	617	630	639	641
Total Branches	2,641	2,665	2,719	2,785	2,815

Employee Age Profile % (in Years)



Total No. of employees are 17,129, out of which 71% of employees are below the age of 40 years.

Maha Green Pehal

- Collection of Climate Risk related data across Bank through **Maha Green Pehal portal under "MAHADARPAN"**
- Discontinuation of plastic folders and purchase of Diesel Vehicle.
- Implementation of E-meeting portal for saving paper usage.
- Dedicated Green Cell unit for climate risk management initiatives.

Adoption of Green Energy

- Installed **Solar panel** at Head office & total **24 premises**.
- 18,38,379 units (kWh)** of electricity generated through solar installations as on 30.06.26
- Rs. 2.3 Crore** saved on electricity through solar installations as on 30.06.26

Green Finance

- Maha Super Green Housing Loan Scheme-Green Building : **Rs. 202.96 Cr** as on 30.06.26
- Maha Super Green Car Loan Scheme: E-Vehicle: **Rs. 464.76 Cr** as on 30.06.26
- Roof Top Solar Scheme - PM Surya Ghar: **Rs. 376.42 Cr** as on 30.06.26
- Renewable energy- **Rs. 5,659.13 Cr** as on 30.06.26
- Green Deposit- **Rs. 96.45 Cr** as on 30.06.26

Credit Assistance

- Rs. 42,289 Cr** - Total Loan to agricultural sector as on 30.06.26
- Rs. 1,17,101 Cr** - Total Loan to priority sector as on 30.06.26
- Rs. 28,776 Cr** - Total loan to Women beneficiaries under different schemes as on 30.06.26

E-Waste

- Total E-waste collected as on 30.06.26 ~ **316 Ton**
- Total E-waste recycled as on 30.06.26 ~ **316 Ton**
- Total reduction of Carbon Emissions as on 30.06.26 ~ **418 Ton**

Corporate Social Responsibility

- Total amount of **Rs. 3.8 Cr** has been contributed by Bank under various Social & Environmental initiatives /activities as on 30.06.26

Tree Plantation

- Total **16,522 trees** have been planted nationwide as contribution towards making the environment better as on 30.06.2026.

Human Resources

- Total Workforce of the Bank is **17,129** as on 30.06.26
- Total no. of women employee is **5,199** as on 30.06.26 which is approximately **30%** of total workforce.
- Total **1,19,750 man-hours** of training provided to the employees of the Bank during **June 2026** quarter by Bank's training institutes.

Introducing India's First
FurEver Account

Designed especially for pet parents as a complete banking ecosystem for your furry family!

Zen Lyfe
All-in-one banking app!

GET IT ON Google Play | Download on the App Store

A higher standard for foreign savings with FCNR Deposits
Earn up to 6.60%*

FCNR Deposits

EXPORT FINANCE

Competitive interest rates | Pre and post-shipment credit

CAR LOAN

EMI starting from ₹1531 per lakh | Zero prepayment charges

AGRI MACHINERY RENTAL SCHEME

Higher loan amount | Longer repayment period

GST CREDIT SCHEME

Attractive interest rate | Loan upto ₹25 Cr

WHATSAPP BANKING

Balance Enquiry | Mini statement | Account Statement | Know Customer ID (CIF)

Send Hi to 70660 36640



"Best Mid-Sized Bank" award at the Business Today Banking & Economy Summit 2026.



Public Sector Bank of the Year in the Institutional Category at the prestigious FE Best Banks Awards, presented by Shri Amit Shah, Hon'ble Minister of Home Affairs



IBEX India BFSI Tech Awards 2026 with four prestigious recognitions across digital innovation, cybersecurity, risk management and operational excellence.



Dhanam Best Bank of the Year Award at South India's premier BFSI event - Dhanam BFSI Summit & Award Nite 2025.



'Best Public Sector Bank at the National Level for 2025' by the State Forum of Bankers Club, Kerala.



IBA Awards in five different categories at the 21st Annual Banking Technology Conference, Expo and Citations 2024-25.



SKOCH Gold Award 2025 for Social Media Transformation in the BFSI sector



APY Annual Award of Excellence - FY2025-26 for surpassing Atal Pension Yojana targets



National Award for the outstanding performance in **SHG-Bank Linkage (2024-25) under DAY-NRLM** from the Ministry of Rural Development, GoI



Bank of Maharashtra

Zen
Life

Making Life Simpler

Bank of Maharashtra

Thank You!