



October 23, 2024

National Stock Exchange of India Limited
Exchange Plaza,
Plot No. C/1, G Block,
Bandra Kurla Complex, Bandra (E)
Mumbai – 400 051

BSE Limited
Corporate Relationship Department
Phiroze Jeejeebhoy Towers
Dalal Street
Mumbai – 400 001

Symbol: LALPATHLAB

Scrip Code: 539524

Sub: Outcome of Board Meeting held on October 23, 2024

Ref: Compliances under SEBI (Listing Obligations and Disclosure Requirements) Regulations, 2015 (“Listing Regulations”)

Dear Sir/ Madam,

Please take note that the Board of Directors in their meeting held today i.e. October 23, 2024 inter-alia considered & approved the following(s):

Financial Results

1. Considered and approved the Un-audited (Standalone & Consolidated) Financial Results of the Company for the Quarter and Half Year ended September 30, 2024.

A signed copy of the above Financial Results (Standalone & Consolidated) along with Limited Review Report issued by the Statutory Auditors thereon under Regulation 33 of the Listing Regulations is attached herewith as **Annexure- A**.

2nd Interim Dividend

2. Declaration of 2nd Interim Dividend of INR 6/- per equity share (@ 60% on a face value of INR 10/- each) for the financial year 2024-25. The record date for the purpose of payment of 2nd Interim Dividend shall be November 5, 2024.

The 2nd Interim Dividend will be credited/ dispatched within 30 days of its declaration.

Completion of Tenure

3. Considered & took note that Dr. Om Prakash Manchanda (DIN: 02099404) will be stepping down as Managing Director of the Company on account of completion of tenure on March 31, 2025 (closing of business hours). However, after completion of tenure as Managing Director, he will remain as an advisor to the Company.

Om is an outstanding leader and helped the Company achieve significant milestones during his notable stint of over 19 years with the Company. He has successfully led the transformation of Dr. Lal PathLabs from a small business to a professionally run listed Company.

The Board of Directors places on record its appreciation for the services rendered by Om during his tenure and for his unwavering commitment to the Company.

The details as required under Regulation 30 of the Listing Regulations read with SEBI Circular No. SEBI/HO/CFD/CFD-POD-1/P/CIR/2023/123 dated July 13, 2023, is attached herewith as an **Annexure- B**.

The Board Meeting commenced at 10:30 A.M. (IST) and concluded at 03:25 P.M. (IST).

We request you to please take the same on record.

Thanking You,
Yours Faithfully,

For **Dr. Lal PathLabs Limited**

Vinay Gujral
Company Secretary & Compliance Officer

Encl.: As above

INDEPENDENT AUDITOR'S REVIEW REPORT ON REVIEW OF INTERIM CONSOLIDATED FINANCIAL RESULTS

TO THE BOARD OF DIRECTORS OF Dr. LAL PATHLABS LIMITED

1. We have reviewed the accompanying Statement of Consolidated Unaudited Financial Results of **Dr. Lal PathLabs Limited** ("the Parent") and its subsidiaries (the Parent and its subsidiaries together referred to as "the Group") for the quarter and six months ended September 30, 2024 ('the Statement'), being submitted by the Parent pursuant to the requirement of Regulation 33 of the SEBI (Listing Obligations and Disclosure Requirements) Regulations, 2015, as amended ("the Listing Regulations").
2. This Statement, which is the responsibility of the Parent's Management and approved by the Parent's Board of Directors, has been prepared in accordance with the recognition and measurement principles laid down in the Indian Accounting Standard 34 "Interim Financial Reporting" ("Ind AS 34"), prescribed under Section 133 of the Companies Act, 2013 read with relevant rules issued thereunder and other accounting principles generally accepted in India and in compliance with Regulation 33 of the Listing Regulations. Our responsibility is to express a conclusion on the Statement based on our review.
3. We conducted our review of the Statement in accordance with the Standard on Review Engagements (SRE) 2410 "Review of Interim Financial Information Performed by the Independent Auditor of the Entity", issued by the Institute of Chartered Accountants of India (ICAI). A review of interim financial information consists of making inquiries, primarily of Parent's personnel responsible for financial and accounting matters, and applying analytical and other review procedures. A review is substantially less in scope than an audit conducted in accordance with Standards on Auditing specified under Section 143(10) of the Companies Act, 2013 and consequently does not enable us to obtain assurance that we would become aware of all significant matters that might be identified in an audit. Accordingly, we do not express an audit opinion.
4. The Statement includes the results of the following entities:
 - a) Dr. Lal PathLabs Limited, the Parent company
 - b) Paliwal Diagnostics Private Limited, a subsidiary company
 - c) Dr. Lal PathLabs Nepal Private Limited, a subsidiary company
 - d) Dr. Lal PathLabs Bangladesh Private Limited, a subsidiary company
 - e) Dr. Lal Ventures Private Limited, a subsidiary company
 - f) PathLabs Unifiers Private Limited, a subsidiary company
 - g) Dr. Lal PathLabs Kenya Private Limited, a subsidiary company (Upto September 13, 2024)
 - h) Suburban Diagnostics (India) Private Limited, a subsidiary company
 - i) Centrapath Labs Private Limited, a step-down subsidiary company
 - j) APRL PathLabs Private Limited, a step-down subsidiary company
 - k) Chanre Laboratory Private Limited, a step-down subsidiary company



5. Based on our review conducted and procedures performed as stated in paragraph 3 above nothing has come to our attention that causes us to believe that the Statement, prepared in accordance with the recognition and measurement principles laid down in the aforesaid Indian Accounting Standard and other accounting principles generally accepted in India, has not disclosed the information required to be disclosed in terms of Regulation 33 of the SEBI (Listing Obligations and Disclosure Requirements) Regulations, 2015, as amended, including the manner in which it is to be disclosed, or that it contains any material misstatement.
6. The Consolidated unaudited Financial Results include the interim unaudited financial results and other unaudited financial information of three subsidiary companies which have not been reviewed by their auditors and have been approved and furnished to us by the Management, whose interim financial results reflect total assets of Rupees 247.57 Million as at September 30, 2024, total revenue of Rupees 46.84 Million and Rupees 93.55 Million for the quarter and six months ended September 30, 2024 respectively, total loss after tax of Rupees 6.01 Million and Rupees 2.26 Million for the quarter and six months ended September 30, 2024 respectively, and total comprehensive loss of Rupees 6.12 Million and Rupees 2.01 Million for the quarter and six months ended September 30, 2024, as considered in the Statement. Our conclusion on the Statement, in so far as it relates to the amounts and disclosures included in respect of these subsidiaries is based solely on such unaudited interim financial results and other unaudited financial information certified by the Management. According to the information and explanations given to us by the Management, these interim financial results are not material to the Group.

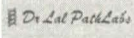
Our conclusion on the Statement in respect of matters stated in para 6 above is not modified with respect to our reliance on the financial results certified by the Management.

For **DELOITTE HASKINS & SELLS LLP**
Chartered Accountants
(Firm Registration No.: 117366W/W-100018)

Place: Gurugram
Date: October 23, 2024




RASHIM TANDON
Partner
Membership No: 95540
(UDIN: 24095540BKFHRK2391)



Dr. Lal PathLabs Limited
CIN: L74899DL1995PLC065388

Regd. Office : Block E, Sector-18, Rohini, New Delhi- 110085, New Delhi
Corporate Office: 12th Floor, Tower B, SAS Tower, Medicity, Sector-38, Gurgaon - 122 001, Haryana
Phone: +91 124 3016500 | Fax: +91 124 4234468; Website: www.lalpathlabs.com; Email: cs@lalpathlabs.com

Statement of Consolidated Unaudited Financial Results for the quarter and six months ended 30 September, 2024

(Rs. in million except as stated)

Particulars	3 months ended 30 September, 2024	Preceding 3 months ended 30 June, 2024	Corresponding 3 months ended in previous year 30 September, 2023	Year to date figures for the current period ended 30 September, 2024	Year to date figures for the previous period ended 30 September, 2023	Previous year ended 31 March, 2024
	(Unaudited)	(see note vi) (Unaudited)	(see note vi) (Unaudited)	(Unaudited)	(see note vi) (Unaudited)	(see note vi) (Audited)
1 Income						
(a) Revenue from operations	6,602	6,019	6,013	12,621	11,423	22,266
(b) Other income	219	206	181	425	325	692
Total income	6,821	6,225	6,194	13,046	11,748	22,958
2 Expenses						
(a) Cost of materials consumed	1,273	1,194	1,224	2,467	2,355	4,514
(b) Employee benefits expense	1,240	1,166	1,054	2,406	2,100	4,245
(c) Finance costs	60	60	78	120	158	294
(d) Depreciation and amortisation expense	353	347	359	700	710	1,436
(e) Fees to collection centers/channel partners	937	837	852	1,774	1,597	3,130
(f) Other expenses	1,127	1,122	1,105	2,249	2,130	4,284
Total expenses	4,990	4,726	4,672	9,716	9,051	17,903
3 Profit before tax	1,831	1,499	1,522	3,330	2,697	5,055
4 Tax expense						
(a) Current tax	484	448	431	932	810	1,480
(b) Deferred tax	39	(27)	(16)	12	(56)	(48)
Total tax expense	523	421	415	944	754	1,432
5 Profit for the period (A)	1,308	1,078	1,107	2,386	1,943	3,623
6 Other comprehensive income						
Items that will not be reclassified to profit or loss						
-Remeasurement of the defined benefit obligations	(10)	(2)	(2)	(12)	4	(5)
-Income tax in relation to the items that will not be reclassified to profit or loss	3	-	1	3	(1)	1
Items that may be reclassified to profit or loss						
-Exchange differences on translation of foreign operations	(1)	1	-	-	(2)	(2)
Total other comprehensive income/ (loss) (B)	(8)	(1)	(1)	(9)	1	(6)
7 Total comprehensive income (A+B)	1,300	1,077	1,106	2,377	1,944	3,617
Profit for the period attributable to:						
Owners of the Company	1,292	1,064	1,093	2,356	1,919	3,577
Non-controlling interest	16	14	14	30	24	46
	1,308	1,078	1,107	2,386	1,943	3,623
Other comprehensive income for the period attributable to:						
Owners of the Company	(8)	(1)	(1)	(9)	1	(6)
Non-controlling interest	-	-	-	-	-	-
	(8)	(1)	(1)	(9)	1	(6)
Total comprehensive income for the period attributable to:						
Owners of the Company	1,284	1,063	1,092	2,347	1,920	3,572
Non-controlling interest	16	14	14	30	24	45
	1,300	1,077	1,106	2,377	1,944	3,617
8 Paid-up equity share capital (Face value of Rs. 10 per share)	836	835	835	836	835	835
9 Other equity						17,658
10 Earnings per share (Rs.) (Face value of Rs. 10 per share)(not annualised)						
-Basic	15.52	12.79	13.16	28.30	23.11	43.05
-Diluted	15.48	12.76	13.12	28.24	23.05	42.98

Dr. Lal PathLabs Limited

Notes:

- i. The above consolidated results were reviewed by the Audit Committee and approved by the Board of Directors in their respective meetings held on 23 October, 2024. The limited review, as required under Regulation 33 of the SEBI (Listing Obligations and Disclosure Requirements) Regulations, 2015, has been completed by the Statutory Auditors for the quarter and six months ended September 30, 2024 and they have expressed an unmodified conclusion on the aforesaid results.
- ii. The above consolidated results represent consolidated results of the Company and its subsidiaries (together referred to as 'the Group').
- iii. These financial results of the Group have been prepared in accordance with the recognition and measurement principles laid down in the Accounting Standard 34 "Interim Financial Reporting" ("Ind AS 34"), prescribed under Section 133 of the Companies Act, 2013 read with relevant rules issued thereunder and other accounting principles generally accepted in India.
- iv. During the six months ended 30 September 2024, the Parent Company has issued 2500 equity shares of face value of Rs. 10 each respectively, on exercise of employee stock options.

Further, during the six months ended 30 September 2024, the Parent Company has issued 93,900 equity shares of face value of Rs. 10 each, to "Dr. Lal Pathlabs Employee Welfare Trust" under Employee Stock Option Plan, 2022 ("ESOP Plan, 2022").
- v. The Board of Directors of the Parent Company have approved second interim dividend of INR 6 per equity share (face value of INR 10 each) at their meeting held on 23 October, 2024.

The Board of Directors of the Parent Company had approved an interim dividend of INR 6 per equity share (face value of INR 10 each) at their meeting held on 7 August, 2024 which was paid on 29 August, 2024.


The Board of Directors of the Parent Company had proposed final dividend of INR 6 per equity share (face value of INR 10 each) for the financial year ended 31 March, 2024. The same was approved by the shareholders in the Annual General Meeting held on 29 June, 2024 and this was paid on 4 July, 2024.
- vi. The Hon'ble Allahabad Bench of the National Company Law Tribunal ('Hon'ble Tribunal' or 'NCLT') sanctioned the Scheme of Amalgamation ('Scheme') between the subsidiaries Paliwal Medicare Private Limited (PMPL) (Transferor Company) and Paliwal Diagnostics Private Limited (PDPL) (Transferee Company) on 5 September, 2024 respectively.

The appointed date as per Scheme was 1 April, 2021. The Scheme had envisaged transfer of all properties, rights, assets, interests and claims of the Transferor Company to the Transferee Company

Pursuant to the Scheme becoming effective, the amalgamation had been accounted for under the 'pooling of interests' method in accordance with Ind AS 103 "Business Combinations" and the assets, liabilities and reserves of the Transferor Company had been accounted for at their book value, in the books of Transferee Company.

Accordingly, the results for the quarter ended 30 June, 2024, quarter and six months ended 30 September 2023 and year ended 31 March 2024, have been restated to give effect of the amalgamation.
- vii. During the quarter, Dr. Lal PathLabs Kenya Private Limited (Wholly Owned Subsidiary), a Company incorporated in the Republic of Kenya, has been dissolved and its name has been struck off, with effect from the date of publication of gazetted notification dated September 13, 2024.
- viii. The Board of Directors, which has been identified as being the chief operating decision maker (CODM), evaluates the Group's performance, allocates resources based on the analysis of the various performance indicators of the Group as a single unit. Therefore there is no reportable segment for the Group, in accordance with the requirements of Indian Accounting Standard 108 - 'Operating Segments', notified under the Companies (Indian Accounting Standard) Rules, 2015.
- ix. Refer to Annexure - A for Statement of Consolidated Assets and Liabilities.

For and on behalf of the Board of Directors of
Dr. Lal PathLabs Limited


(Hon'y) **Brig. Dr. Arvind Lal**
Executive Chairman

Place: Gurugram

Date: 23 October, 2024

Dr. Lal PathLabs Limited
Statement of Consolidated Assets and Liabilities
(Rs. in millions except as stated)

Particulars	As at 30 September, 2024	As at 31 March, 2024
	(Unaudited)	(Audited)
Assets		
1 Non-current assets		
(a) Property, plant and equipment	1,920	1,994
(b) Right-of-use assets	1,357	1,436
(c) Capital work-in-progress	14	40
(d) Investment Property	335	337
(e) Goodwill	5,484	5,482
(f) Other intangible assets	2,786	3,026
(g) Intangible assets under development	4	17
(h) Financial assets		
(i) Other financial assets	258	317
(i) Non-current tax assets (net)	80	174
(j) Deferred tax assets (net)	448	449
(k) Other non-current assets	33	21
Total non-current assets	12,719	13,293
2. Current assets		
(a) Inventories	468	373
(b) Financial assets		
(i) Investments	2,887	1,138
(ii) Trade receivables	901	774
(iii) Cash and cash equivalents	1,068	3,609
(iv) Bank balances other than (iii) above	7,312	4,694
(v) Loans	10	13
(vi) Other financial assets	340	470
(c) Other current assets	270	196
Total current assets	13,256	11,267
Total assets	25,975	24,560
Equity and liabilities		
1. Equity		
(a) Equity share capital	836	835
(b) Other equity	19,180	17,658
Equity attributable to the owners of the Company	20,016	18,493
Non-controlling interest	336	361
Total equity	20,352	18,854
2. Liabilities		
Non-current liabilities		
(a) Financial liabilities		
(i) Lease liabilities	968	1,030
(b) Deferred tax liabilities (net)	31	24
Total non-current liabilities	999	1,054
Current liabilities		
(a) Financial liabilities		
(i) Borrowings	417	833
(i) Lease liabilities	600	606
(ii) Trade payables		
Total outstanding dues of micro enterprises and small enterprises; and	65	68
Total outstanding dues of creditors other than micro enterprises and small enterprises	2,059	1,798
Sub-total	2,124	1,866
(iii) Other financial liabilities	533	487
(b) Provisions	299	379
(c) Current tax liabilities (net)	287	133
(d) Other current liabilities	364	348
Total current liabilities	4,624	4,652
Total liabilities	5,623	5,706
Total equity and liabilities	25,975	24,560

Dr. Lal PathLabs Limited
Consolidated Cash Flow Statement

(Rs. in millions except as stated)

Particulars	Year to date figures for the current period ended 30 September, 2024	Year to date figures for the previous period ended 30 September, 2023
	(Unaudited)	(Unaudited)
Cash flows from operating activities		
Profit for the year	2,386	1,943
Adjustments for :		
Tax expense	944	754
Interest income	(310)	(245)
Gain on sale or fair valuation of investments	(94)	(55)
Rental income from investment property	(17)	-
Profit on disposal/discard of property, plant and equipment (net)	(2)	(1)
Expense recognised in respect of employee share based compensation	118	113
Finance cost	120	157
Depreciation and amortisation expense	700	710
Provision for impairment of trade receivables and advances	11	1
Bad debts and advances written off	13	10
Remeasurement of the defined benefit obligation	(13)	4
Exchange differences on translation of foreign operations	-	(2)
Operating profit before working capital changes	3,856	3,384
Adjustment for (increase)/decrease in operating assets:		
(Increase) in inventories	(95)	(71)
(Increase) in trade receivables	(151)	(158)
Decrease in loans	4	3
Decrease in other financial assets	(3)	20
(Increase)/decrease in other assets	(76)	(61)
Adjustment for Increase/(decrease) in operating liabilities:		
Increase in trade payables	258	375
Increase in other financial liabilities	21	32
Increase/(decrease) in provisions	(80)	42
Increase/(decrease) in other liabilities	15	53
Cash generated from operations	3,749	3,619
Income taxes paid	(683)	(565)
Net cash generated by operating activities (a)	3,066	3,054
Cash flows from investing activities		
Payments for purchase of property, plant and equipment	(106)	(252)
Proceeds from disposal of property, plant and equipment	4	7
Payments for purchase of other intangible assets	(50)	(25)
Rental income from investment property	17	-
Interest received	442	274
Net cash outflow for investment in subsidiaries	(3)	-
Payments for purchase of investments in mutual funds	(3,225)	(1,087)
Proceeds from sale of investments in mutual funds	1,569	1,538
Bank deposits placed with the banks	(9,050)	(7,030)
Bank deposits with banks encashed	6,493	4,522
Net cash (used) in investing activities (b)	(3,909)	(2,053)
Cash flows from financing activities		
Proceeds from exercise of share options	57	18
Interest paid	(23)	(55)
Repayment of borrowings	(417)	(1,117)
Repayment of lease liability	(166)	(168)
Interest paid on lease liability	(96)	(103)
Dividend paid on equity shares	(1,053)	(1,013)
Net cash (used) in financing activities (c)	(1,698)	(2,438)
Net increase in cash and cash equivalents (a+b+c)	(2,541)	(1,437)
Cash and cash equivalents at the beginning of the year	3,609	2,637
Cash and cash equivalents at the end of the year	1,068	1,200
Components of cash and cash equivalents		
Cash on hand	15	12
Balance with scheduled banks:		
- on current accounts	167	171
- on cash credit accounts	-	19
- deposits with maturity of less than 3 months	886	998
Cash and cash equivalents in Cash Flow Statement	1,068	1,200
*Value of assets and liabilities acquired on business purchase through slump sale have been included in movement of respective assets and liabilities		

INDEPENDENT AUDITOR'S REVIEW REPORT ON REVIEW OF INTERIM STANDALONE FINANCIAL RESULTS

TO THE BOARD OF DIRECTORS OF Dr. LAL PATHLABS LIMITED

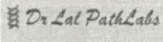
1. We have reviewed the accompanying Statement of Standalone Unaudited Financial Results of **Dr. Lal PathLabs Limited** ("the Company"), for the quarter and six months ended September 30, 2024 ("the Statement"), being submitted by the Company pursuant to the requirement of Regulation 33 of the SEBI (Listing Obligations and Disclosure Requirements) Regulations, 2015, as amended ("the Listing Regulations").
2. This Statement, which is the responsibility of the Company's Management and approved by the Company's Board of Directors, has been prepared in accordance with the recognition and measurement principles laid down in the Indian Accounting Standard 34 "Interim Financial Reporting" ("Ind AS 34"), prescribed under Section 133 of the Companies Act, 2013 read with relevant rules issued thereunder and other accounting principles generally accepted in India and in compliance with Regulation 33 of the Listing Regulations. Our responsibility is to express a conclusion on the Statement based on our review.
3. We conducted our review of the Statement in accordance with the Standard on Review Engagements (SRE) 2410 'Review of Interim Financial Information Performed by the Independent Auditor of the Entity', issued by the Institute of Chartered Accountants of India (ICAI). A review of interim financial information consists of making inquiries, primarily of the Company's personnel responsible for financial and accounting matters, and applying analytical and other review procedures. A review is substantially less in scope than an audit conducted in accordance with Standards on Auditing specified under section 143(10) of the Companies Act, 2013 and consequently does not enable us to obtain assurance that we would become aware of all significant matters that might be identified in an audit. Accordingly, we do not express an audit opinion.
4. Based on our review conducted as stated in paragraph 3 above, nothing has come to our attention that causes us to believe that the accompanying Statement, prepared in accordance with the recognition and measurement principles laid down in the aforesaid Indian Accounting Standard and other accounting principles generally accepted in India, has not disclosed the information required to be disclosed in terms of Regulation 33 of the SEBI (Listing Obligations and Disclosure Requirements) Regulations, 2015, as amended, including the manner in which it is to be disclosed, or that it contains any material misstatement.

For **DELOITTE HASKINS & SELLS LLP**
Chartered Accountants
(Firm Registration No.: 117366W/W-100018)

Place: Gurugram
Date: October 23, 2024




RASHIM TANDON
Partner
Membership No: 95540
(UDIN: 24095540BKFHRJ7631)



Dr. Lal PathLabs Limited

CIN: L74899DL1995PLC065388

Regd. Office : Block E, Sector-18, Rohini, New Delhi- 110085

Corporate Office: 12th Floor, Tower B, SAS Tower, Medicity, Sector-38, Gurgaon – 122 001, Haryana

Phone: +91 124 3016500 | Fax: +91 124 4234468; Website: www.lalpathlabs.com; Email: cs@lalpathlabs.com

Statement of Standalone Unaudited Financial Results for the quarter and six months ended 30 September, 2024

(Rs. in million except as stated)

Particulars	3 months ended 30 September, 2024	Preceding 3 months ended 30 June, 2024	Corresponding 3 months ended in previous 30 September, 2023	Year to date figures for the current period ended 30 September, 2024	Year to date figures for the previous period ended 30 September, 2023	Previous year ended 31 March, 2024
	(Unaudited)	(Unaudited)	(Unaudited)	(Unaudited)	(Unaudited)	(Audited)
1 Income						
(a) Revenue from operations	5,839	5,345	5,317	11,184	10,118	19,668
(b) Other income	220	288	141	508	291	601
Total income	6,059	5,633	5,458	11,692	10,409	20,269
2 Expenses						
(a) Cost of materials consumed	1,100	1,049	1,043	2,149	2,033	3,908
(b) Employee benefits expense	1,074	1,008	901	2,082	1,799	3,636
(c) Finance costs	50	55	71	105	144	268
(d) Depreciation and amortisation expense	182	178	191	360	375	765
(e) Fees to collection centers/channel partners	879	788	808	1,667	1,514	2,948
(f) Other expenses	941	945	935	1,886	1,784	3,584
Total expenses	4,226	4,023	3,949	8,249	7,649	15,109
3 Profit before tax	1,833	1,610	1,509	3,443	2,760	5,160
4 Tax expense						
(a) Current tax	442	405	398	847	757	1,376
(b) Deferred tax	39	(24)	(19)	15	(63)	(60)
Total tax expense	481	381	379	862	694	1,316
5 Profit for the period (A)	1,352	1,229	1,130	2,581	2,066	3,844
6 Other comprehensive income						
Items that will not be reclassified to profit or loss	(14)	(2)	(5)	(16)	1	(4)
-Remeasurement of the defined benefit obligations						
-Income tax in relation to the items that will not be reclassified to profit or loss	3	1	1	4	-	1
Total other comprehensive income/(loss) (B)	(11)	(1)	(4)	(12)	1	(3)
7 Total comprehensive income (A+B)	1,341	1,228	1,126	2,569	2,067	3,841
8 Paid-up equity share capital (Face value of Rs. 10 per share)	836	835	835	836	835	835
9 Other equity						18,162
10 Earnings per share (Rs.) (Face value of Rs. 10 per share) (not annualised)						
- Basic	16.24	14.76	13.60	31.01	24.88	46.25
- Diluted	16.20	14.73	13.57	30.94	24.82	46.18

Dr. Lal PathLabs Limited

Notes:


- i. The above results were reviewed by the Audit Committee and approved by the Board of Directors in their respective meetings held on 23 October, 2024. The limited review, as required under Regulation 33 of the SEBI (Listing Obligations and Disclosure Requirements) Regulations, 2015, has been completed by the Statutory Auditors for the quarter and six months ended 30 September, 2024 and they have expressed an unmodified conclusion on the aforesaid results.
- ii. These financial results have been prepared in accordance with the recognition and measurement principles laid down in the Indian Accounting Standard 34 "Interim Financial Reporting" ("Ind AS 34"), prescribed under Section 133 of the Companies Act, 2013 read with relevant rules issued thereunder and other accounting principles generally accepted in India.
- iii. During the six months ended 30 September 2024, the Company has issued 2500 equity shares of face value of Rs. 10 each respectively, on exercise of employee stock options.

Further, during the six months ended 30 September 2024, the Company has issued 93,900 equity shares of face value of Rs. 10 each, to "Dr. Lal Pathlabs Employee Welfare Trust" under Employee Stock Option Plan, 2022 ("ESOP Plan, 2022").
- iv. The Board of Directors of the Company have approved second interim dividend of INR 6 per equity share (face value of INR 10 each) at their meeting held on 23 October, 2024

The Board of Directors of the Company had approved an interim dividend of INR 6 per equity share (face value of INR 10 each) at their meeting held on 7 August, 2024 which was paid on 29 August, 2024.

The Board of Directors of the Company had proposed final dividend of INR 6 per equity share (face value of INR 10 each) for the financial year ended 31 March, 2024. The same was approved by the shareholders in the Annual General Meeting held on 29 June, 2024 and this was paid on 4 July, 2024.
- v. During the quarter, Dr. Lal PathLabs Kenya Private Limited (Wholly Owned Subsidiary), a Company incorporated in the Republic of Kenya, has been dissolved and its name has been struck off, with effect from the date of publication of gazettenotification dated September 13, 2024.
- vi. During the six months ended 30 September 2024, the Company has made further investment of INR 6 million in its wholly owned subsidiary, Suburban Diagnostics (India) Private Limited (SDIPL) through purchase of ESOPs.
- vii. The Board of Directors of the Company, which has been identified as being the chief operating decision maker (CODM), evaluates the Company's performance, allocates resources based on the analysis of the various performance indicators of the Company as a single unit. Therefore there is no reportable segment for the Company, in accordance with the requirements of Indian Accounting Standard 108- 'Operating Segments', notified under the Companies (Indian Accounting Standard) Rules, 2015.
- viii. Refer Annexure A for Statement of Standalone Assets and Liabilities.

For and on behalf of the Board of Directors of
Dr. Lal PathLabs Limited



(Hon'y) Brig. Dr. Arvind Lal
Executive Chairman

Place: Gurugram
Date: 23 October, 2024

Dr. Lal PathLabs Limited
Statement of Standalone Assets and liabilities

(Rs. in millions except as stated)

Particulars	As at	As at
	30 September, 2024	31 March, 2024
	(Unaudited)	(Audited)
Assets		
1. Non-current assets		
(a) Property, plant and equipment	1,612	1,666
(b) Right-of-use assets	1,213	1,274
(c) Capital work-in-progress	14	40
(d) Investment property	335	337
(e) Goodwill	11	11
(f) Other intangible assets	168	139
(g) Intangible assets under development	4	17
(h) Financial assets		
(i) Investments	10,734	10,728
(ii) Loans	-	-
(iii) Other financial assets	85	199
(i) Non-current tax assets (net)	85	135
(j) Deferred tax assets (net)	375	386
(k) Other non-current assets	28	17
Total non-current assets	14,664	14,949
2. Current assets		
(a) Inventories	372	275
(b) Financial assets		
(i) Investments	2,008	700
(ii) Trade receivables	916	778
(iii) Cash and cash equivalents	582	3,258
(iv) Bank balances other than (iii) above	6,685	3,573
(v) Loans	8	12
(vi) Other financial assets	294	418
(c) Other current assets	261	191
Total current assets	11,126	9,205
Total assets	25,790	24,154
Equity and liabilities		
1. Equity		
(a) Equity share capital	836	835
(b) Other equity	19,907	18,162
Total equity	20,743	18,997
2. Liabilities		
Non-current liabilities		
(a) Financial liabilities		
(i) Borrowings	-	-
(ii) Lease liabilities	861	913
Total non-current liabilities	861	913
Current liabilities		
(a) Financial liabilities		
(i) Borrowings	417	833
(ia) Lease liabilities	526	528
(ii) Trade payables		
Total outstanding dues of micro enterprises and small enterprises	58	60
Total outstanding dues of creditors other than micro enterprises and small enterprises	1,849	1,613
sub-total	1,907	1,673
(iii) Other financial liabilities	495	455
(b) Provisions	223	306
(c) Current tax liabilities (net)	287	132
(d) Other current liabilities	331	317
Total current liabilities	4,186	4,244
Total liabilities	5,047	5,157
Total equity and liabilities	25,790	24,154

Dr. Lal PathLabs Limited		
Standalone Cash Flow Statement		
(Rs. in millions except as stated)		
Particulars	Year to date figures for the current period ended 30 September, 2024	Year to date figures for the previous period ended 30 September, 2023
	(Unaudited)	(Unaudited)
Cash flows from operating activities		
Profit for the period	2,581	2,066
Adjustments for :		
Tax expense	862	694
Interest income	(257)	(200)
Rental income from investment property	(17)	-
Dividend income from a subsidiary company	(160)	(32)
Gain on sale or fair valuation of investments	(72)	(48)
Surrender value of keyman insurance policy	-	(5)
(Profit)/Loss on disposal / discard of property, plant and equipment (net)	(1)	(1)
Expense recognised in respect of employee share based compensation	115	110
Finance cost	105	144
Depreciation and amortisation expense	360	375
Provision for impairment of trade receivables and advances	13	1
Bad debts and advances written off	2	1
Remeasurement of the defined benefit obligation	(16)	1
Operating profit before working capital and other changes	3,515	3,106
Changes in working capital:		
Adjustment for (increase)/decrease in operating assets:		
(Increase) in inventories	(96)	(90)
(Increase) in trade receivables	(153)	(169)
Decrease in loans	3	3
(Increase) in other financial assets	(3)	14
(Increase)/decrease in other assets	(69)	(53)
Adjustment for increase/(decrease) in operating liabilities:		
Increase in trade payables	234	339
Increase in other financial liabilities	16	31
Increase/(decrease) in provisions	(84)	39
Increase/(decrease) in other liabilities	15	52
Cash generated from operations	3,378	3,272
Income taxes paid	(641)	(535)
Net cash generated from operating activities (a)	2,737	2,737
Cash flows from investing activities		
Payments for purchase of property, plant and equipment	(87)	(213)
Proceeds from disposal of property, plant and equipment	-	3
Payments for purchase of other intangible assets	(45)	(16)
Dividend received from a subsidiary company	160	32
Interest received	384	235
Rental income from investment property	17	-
Investment in subsidiaries	(6)	-
Payments for purchase of investments in mutual funds	(2,595)	(838)
Proceeds from sale of investments in mutual funds	1,359	1,368
Bank deposits placed with the banks	(8,699)	(6,134)
Bank deposits with banks encashed	5,701	3,897
Net cash (used) in investing activities (b)	(3,811)	(1,666)
Cash flows from financing activities		
Proceeds from exercise of share options	57	18
Repayment of borrowings	(417)	(1,117)
Repayment of lease liability	(138)	(141)
Interest paid on lease liability	(82)	(89)
Interest paid	(23)	(55)
Dividend paid on equity shares	(999)	(996)
Net cash (used) in financing activities (c)	(1,602)	(2,380)
Net increase/ decrease in cash and cash equivalents (a+b+c)	(2,676)	(1,309)
Cash and cash equivalents at the beginning of the year	3,258	2,203
Cash and cash equivalents at the end of the period/year	582	894
Components of cash and cash equivalents		
Cash on hand	11	9
Balance with scheduled banks:		
- on current accounts	81	74
- on cash credit accounts	-	19
- deposits with maturity of less than 3 months	490	792
Total cash and cash equivalents in Cash Flow Statement	582	894

Disclosure as per Regulation 30 of Listing Regulations read with SEBI Circular No. SEBI/HO/CFD/CFD-POD-1/P/CIR/2023/123 dated July 13, 2023:

S. No.	Particulars	Details
		Dr. Om Prakash Manchanda (DIN: 02099404) (Managing Director)
1	Reason for change	Stepping down as Managing Director on completion of tenure
2	Date of cessation	March 31, 2025 (closing of business hours)
3	Brief Profile (in case of appointment)	Not Applicable
4	Disclosure of relationships between Directors (in case of appointment of a Director)	Not Applicable