

Date: 18-11-2025

To,
National Stock Exchange of India Limited,
Exchange Plaza, Bandra Kurla Complex,
Mumbai – 400051.

NSE Script Code: KEL

Sub: Investor Presentation for the period ended November, 2025.

Dear Sir/Madam,

Pursuant to Regulation 30 and other applicable provisions, if any, of SEBI (Listing Obligations and Disclosure Requirements) Regulations, 2015, please find attached herewith detailed Investor presentation for the period ended November, 2025.

Yours faithfully,

For Kundan Edifice Limited

Divyansh
Mukesh
Gupta

Digitally signed
by Divyansh
Mukesh Gupta
Date: 2025.11.18
16:43:06 +05'30'

Mr. Divyansh Mukesh Gupta
Chairman & Managing Director
(DIN: 06846463)

Encl: As above

Kundan Edifice Limited

Regd. Ofc : A-201, 2nd Flr, Prime Trade Centre, Above Model Co-Op Bank, Sativali, Vasai East, Palghar - 401208

Works Vasai: Plot No 8, Lotus Industrial Park, Pelhar Village, Near Vasai Fata, Vasai East, Palghar- 401208

✉ : info@kundanedifice.com 🌐 : www.kundanedifice.com ☎ : +91-9175924916

KUNDAN EDIFICE LIMITED

OEM/ODM SPECIALIST IN FLEX LED STRIP LIGHTING

*Shining Brighter
Together*

INVESTOR PRESENTATION

H1 FY26

SAFE HARBOUR

This document has been prepared for information purposes only and is not an offer or invitation or recommendation to buy or sell any securities of Kundan Edifice Ltd. ("Kundan Edifice Ltd", "Company"), nor shall part, or all, of this document form the basis of, or be relied on in connection with, any contract or investment decision in relation to any securities of the Company. This document is strictly confidential and may not be copied, published, distributed or transmitted to any person, in whole or in part, by any medium or in any form for any purpose. The information in this document is being provided by the Company and is subject to change without notice. The Company relies on information obtained from sources believed to be reliable but does not guarantee its accuracy or completeness. This document contains statements about future events and expectations that are forward-looking statements. These statements typically contain words such as "expects" and "anticipates" and words of similar import. Any statement in this document that is not a statement of historical fact is a forward looking statement that involves known and unknown risks, uncertainties and other factors which may cause our actual results, performance or achievements to be materially different from any future results, performance or achievements expressed or implied by such forward-looking statements. None of the future projections, expectations, estimates or prospects in this document should be taken as forecasts or promises nor should they be taken as implying any indication, assurance or guarantee that the assumptions on which such future projections, expectations, estimates or prospects have been prepared are correct or exhaustive or, in the case of the assumptions, fully stated in the document. The Company assumes no obligations to update the forward-looking statements contained herein to reflect actual results, changes in assumptions or changes in factors affecting these statements. You acknowledge that you will be solely responsible for your own assessment of the market and the market position of the Company and that you will conduct your own analysis and be solely responsible for forming your own view of the potential future performance of the business of the Company.

About Us
Business Overview
Financial Highlight
Way Forward

ABOUT US

COMPANY JOURNEY

2023 - Converted into a public limited company and got listed on NSE in September, 2023

2021 - Added new manufacturing unit in Bhiwandi along with new machinery for HV lighting solutions.

2020 – Expansion by Installation of new machineries. Ventured aggressively into HV Flex- High Voltage flex (Rope lights)

2024 - Achieved a record revenue exceeding INR 800 million for the first time.

2025 - Consolidated operations by merging the Bhiwandi and Vasai plants into a single unified facility in vasai

2016 - Commencement of manufacturing of LED Strips

2014 - Entered into LED light business.

2010 - Kundan Edifice Private Limited was incorporated as a private limited company.

LEAD MANAGEMENT



Divyansh Gupta

Chairman & MD

Holds a Bachelor's degree in Commerce from the University of Mumbai and an MBA from SP Jain Institute of Management & Research. Brings 7+ years of experience in the Electronics System Design & Manufacturing (ESDM) sector. Provides strategic oversight across manufacturing operations, finance, procurement, product development, and marketing, ensuring end-to-end integration and business performance.



Mallika Gupta

Whole Time Director

Holds a Bachelor's degree in Art from the University of Arts London and a Level 4 Diploma in Art & Design Foundation Studies (QCF) from the Cambridge School of Visual & Performing Arts. Brings expertise in administration and HR management, with strengths in recruitment, employee relations, and policy implementation. Focused on enhancing organizational efficiency and people-centric growth.



Mahesh Singh

Chief Financial Officer

Brings deep expertise across Finance and Accounting functions with a strong specialization in internal controls and compliance frameworks. Combines analytical rigor with financial management acumen to streamline processes, enhance fiscal transparency, and strengthen governance. Focused on driving operational efficiency, financial discipline, and sustainable value creation across organizations.

VISION & MISSION

Vision

To build a globally recognized company anchored in the core values of quality, serviceability, innovation, and value engineering. Committed to creating enduring value for customers, suppliers, employees, and the nation.

Building a global brand defined by quality and innovation, while driving growth through scaled LED manufacturing and market expansion.



Mission

To expand production capacity and turnover through a proactive domestic and global marketing strategy, while building deep specialization in the manufacturing of flexible LED strips and linear lights.

BUSINESS OVERVIEW

KUNDAN EDIFICE LIMITED



About KEL

Incorporated in 2010, KEL has evolved from a flexible LED strip manufacturer into a strategic OEM/ODM partner in the electronics and lighting solutions space. Providing end-to-end product capabilities from design and prototyping to manufacturing, assembly, and sales enabling our clients to bring innovative products to market efficiently and at scale.

Quality & Service

Our products are engineered for high reliability, backed by warranties of 1–5 years, and an environmentally efficient, RoHS-compliant product portfolio. Serving over 50+ clients for more than 10+ years as their partner of choice for innovative LED lighting solutions.

140,000
SQ FT FACILITY



600
LAKH METERS/YEAR CAPACITY



448
EMPLOYEES



ISO 9001:2015
CERTIFIED



**State-of-the-art manufacturing facilities in Maharashtra,
delivering premium LED strip lighting solutions with a focus on
quality and innovation.**

PARTNERING ACROSS THE VALUE CHAIN

ODM- When Clients Don't Have a Defined Product

- Provide consulting, opportunity mapping, and product roadmap creation.
- Design, prototype, and define specifications aligned to client needs.
- Enable faster go-to-market with cost-effective development.

OEM- When Clients Have a Defined Product

- Manufacture to client specifications with precision and quality assurance.
- Deliver cost-efficient scale through advanced infrastructure.
- Manage end-to-end execution from assembly to dispatch.

Our dual OEM/ODM model consulting-led for undefined needs and execution-led for defined requirements positions KEL as a one-stop solutions partner, building enduring client relationships.

PRODUCT PORTFOLIO (1/2)

LED-HV FLEX 240

HIGH VOLTAGE 220V-2835

GARDEN, FACADES & BUILDING
EXTERIORS, OUTDOOR DECORATION



LED-HV FLEX 120

HIGH VOLTAGE 220V-2835

GARDEN, OUTDOOR DECORATION



LED-HV FLEX 60

HIGH VOLTAGE 220V-2835


GARDEN, OUTDOOR DECORATION



LED-LV FLEX 60

LOW VOLTAGE 2835 12V

INDOOR - FURNITURE, KITCHEN



LED-LV FLEX 120

LOW VOLTAGE 2835 12V

INDOOR FURNITURE, KITCHEN
LIGHTING



LED-LV FLEX 180

LOW VOLTAGE 2835 12V

INDOOR USED - FURNITURE, KITCHEN
CABINET, WARDROBES ETC.



LED-LV FLEX 240

LOW VOLTAGE 2835 12V


CABINET & FURNITURE LIGHTING



RGB LED-LB FLEX

LOW VOLTAGE 2835 12V

INDOOR - FURNITURE, KITCHEN



PRODUCT PORTFOLIO (2/2)

Product to be launch in FY2025-26



RGB + CCT



GENERAL LIGHTING



WALL GLAZERS



PIXEL + NEON

STRONG RANGE OF PRODUCTS (LV)



288 LED



RGB 120 LED



COB 320 CHIPS



COB 480 CHIPS



COB CCT/RGB/GB CHIPS PIXEL



300L/320L SINGLE LINE

360/420/480/540/600 DOUBLE LINE

STRONG RANGE OF PRODUCTS (HV)



2835 180 LED



RGB + CCT 108 LED



COB 288 CHIPS

120L DOB [E-COM]



2835 240 LED

240L DOB [E-COM]



APPLICATIONS & SEGMENTS

LV Product Range



Aluminium Profile



Kitchen Cabinet



Behind the Mirror



Wardrobe



Ceiling



Festive Decor

HV Product Range



Rope Lights on pole



Outdoor Lighting



Street Lamp



Facade Lighting



Ceiling



Coves

MANUFACTURING UNIT



New Vasai Plant

**Facility: 1,40,000 sq ft,
Mumbai, Maharashtra**



Previously, the Company operated two separate units one in Bhiwandi and the other in Vasai. In November 2024, the Company consolidated its operations and relocated both units to a single, larger facility in Vasai to enhance operational efficiency and streamline production

Advanced Equipment

- State-of-the-art machinery for SMD mounting
- Advanced reflow processing equipment
- Precision extrusion and assembly systems
- Comprehensive quality testing infrastructure

Production Capacity 600

lakh meters per annum installed capacity

Certification ISO 9001:2015

Maintaining highest quality standards in manufacturing processes

Earlier Vasai Plant – 40,000 sq.ft

Bhiwandi Plant – 22,500 sq.ft

INFRASTRUCTURE AT THE PLANT



Inhouse Moulding Process



Automate Testing & Winding Machine



High Speed Extrusion Machine



R&D AND QUALITY CHECK LAB

UPGRADE OVERVIEW & VALUE PROPOSITION

Sub-Shop	UOM	Installed Capacity P.A (2023-24)	Installed Capacity P.A (2024-25)
SMT	Mtrs	3,65,00,000	5,48,00,000
LV	Nos	16,00,000	21,90,000
HV	Nos	6,00,000	7,30,000
Rectifier	Nos	44,00,000	32,85,000

CLIENTELE

Panasonic



Crompton



.pressfit®

Trusted by **50+ clients** for over **10+ years** as their partner of choice for high-quality LED lighting solutions.

WHY KUNDAN EDIFICE



Proven Industry Legacy

Established in 2010, with over a decade of expertise in LED lighting solutions.

Backward Integration Advantage

In-house capabilities across critical stages of production, ensuring cost efficiency, quality control, and supply chain resilience.

Experienced Leadership Team

Promoter-led management with deep industry knowledge and a track record of execution.

Sustainable Growth Focus

Driving growth by broadening product portfolio while broadening our client base across diverse segments.



**A trusted partner in innovative LED solutions, built on quality, scale,
and reliability**

COMPETITIVE STRENGTH

Deep & Enduring Customer Relationships

Strong industry partnerships enables to plan capital investments strategically, unlock economies of scale, and diversify product portfolio delivering superior returns on deployed capital.

Innovation-Led R&D Focus

R&D team drives automation and design innovation to enhance manufacturing efficiency, reduce costs, and deliver tailored engineering solutions to customers.

Experienced Leadership With Proven Domain Expertise

A seasoned promoter group and management team with extensive industry knowledge, instrumental in scaling operations and capturing market opportunities.

Scalable & Flexible Manufacturing Infrastructure

State-of-the-art facilities equipped with advanced machinery and agile processes allow to swiftly adapt product mixes to evolving customer requirements.

Strong Track Record of Financial Performance

Consistent focus on high-demand segments, premium clientele, and operational efficiency has translated into robust and sustainable financial outcomes

WAY FORWARD

STRATEGY FOR GROWTH

Operational Excellence through Modernization

Continued investments in automation, advanced technologies, and process improvements to strengthen efficiency, ensure superior product quality, and adapt swiftly to evolving customer needs.



Expansion into New Product Lines

Diversifying our product portfolio to address emerging demand trends while simultaneously strengthening our presence with existing clients and capturing new customer segments.



Maximizing Resource Utilization

Leveraging advanced machinery, workforce development, and process optimization to extract maximum value from resources and drive sustainable growth.



Geographical Expansion for Customer Growth

Extending our footprint beyond the domestic market into global geographies, tapping into larger demand centers, and enhancing our export capabilities.



Strengthening OEM/ODM Capabilities

Deepening expertise across the entire value chain—from product design to sourcing and manufacturing enabling us to deliver customized solutions and solidify our leadership in the ODM/OEM space.



STRONG PIPELINE OF PRODUCTS

These products, with strong domestic and global demand, will diversify our portfolio, improve margins, and strengthen our competitiveness against global manufacturers.

KUNDAN
INNOVATING FOR QUALITY

NEON FLEX

Silicon neon flex, PVC Neon flex

APPLICATION

Projects Interior Design Neon Ayodhya Signage

SMART PRODUCTS

Future product pixel strip with Smart Controller available in 5V,12v,24V

APPLICATION

Curtain Lights LED Screen

FLEXIBLE WALL WASHER

APPLICATION

Modern architecture with Curved walls, domes etc

SUBMERSIBLE STRIP - IP 68

APPLICATION

Swimming underwater Signage

ALUMINIUM PROFILE

APPLICATION

Facade, cabinet, wardrobe, False ceiling, Cove, Stairs, Inground

POWER SOURCE

APPLICATION

Used to power all LED Lights, also used for Wifi routers, telephones, Phones, laptops Signage

FINANCIAL HIGHLIGHTS

KEY BUSINESS HIGHLIGHTS

Strong Revenue Growth With Margin Expansion

Net Sales grew **14.1% YoY to ₹546.3 Mn in H1FY26**, supported by sustained demand and improved market traction.

Sequentially, **revenue improved 8.6% HoH**, reflecting consistent business momentum.

Significant Improvement in Profitability

EBITDA grew 25.6% YoY to ₹92.6 Mn, reflecting strong operating leverage and disciplined cost control.

EBITDA margin expanded by 155 bps YoY to 17.0%, driven by improved efficiencies, better productivity

PAT grew 25.3% YoY to ₹45.1 Mn, with PAT margin **improving 74 bps YoY to 8.3%**.

The company remains focused on strengthening product portfolio, improving operational efficiencies, & driving profitable scale-up in the coming periods.

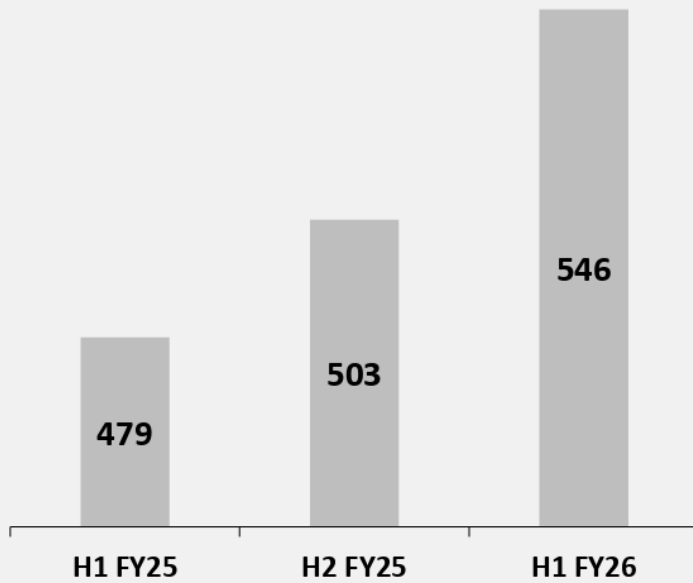


HALF YEARLY INCOME STATEMENT

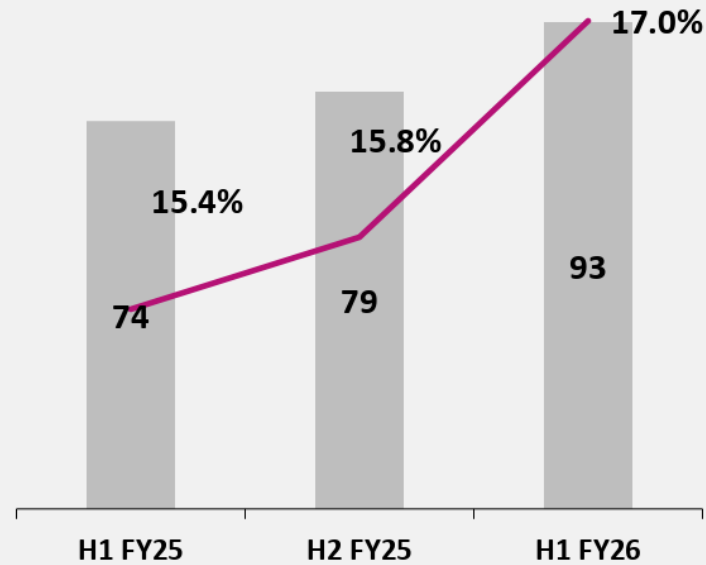
Particulars (INR Mn)	H1FY26	H2FY25	H1FY25	YoY%	HoH%
Net Sales	546.3	503.1	478.9	14.1	8.6
Total Income	546.3	503.1	478.9	14.1	8.6
Total expenditure	453.7	423.7	405.1	12.0	7.1
EBITDA	92.6	79.4	73.8	25.6	16.6
EBITDA Margin (%)	17.0%	15.8%	15.4%	+155 bps	+117 bps
Other Income	2.7	2.6	2.0	36.2	4.0
Depreciation	14.9	12.1	10.0	48.3	22.9
EBIT	80.5	69.9	65.7	169.8	15.1
Interest	20.2	18.1	12.3	65.1	11.9
PBT	60.2	51.8	53.5	12.6	16.2
Tax	15.1	9.3	17.5	-13.5	63.1
Reported PAT	45.1	42.6	36.0	25.3	6.0
PAT Margin	8.3%	8.5%	7.5%	+74 bps	-20 bps
Reported EPS (Rs)	4.39	3.22	3.51	25.1	36.3

KEY PERFORMANCE HIGHLIGHTS

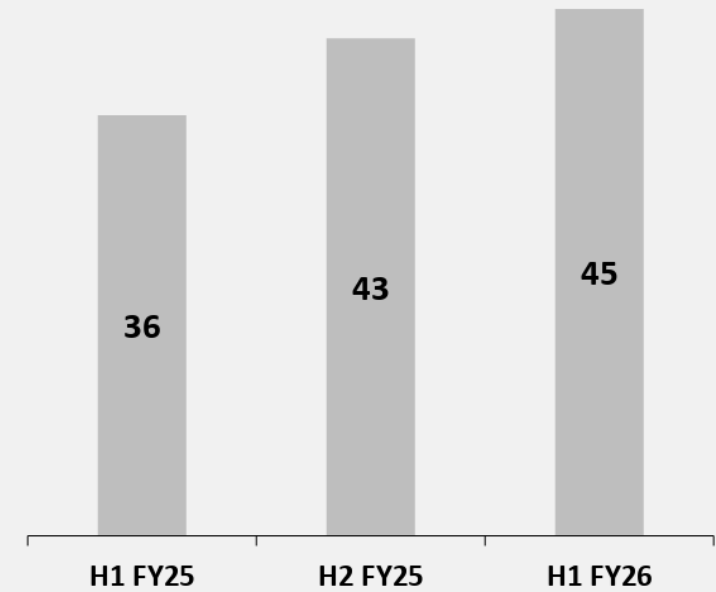
Revenue



EBITDA & EBITDA Margin



PAT



ANNUAL PROFIT AND LOSS STATEMENT

Particulars (INR Mn)	FY21	FY22	FY23	FY24	FY25
Net Sales	151.4	324.7	602.2	842.3	982.0
Total Income	151.4	324.7	602.2	842.3	982.0
Total expenditure	135.6	296.9	516.0	767.2	828.8
EBITDA	15.8	27.8	86.2	75.2	153.2
EBITDA Margin(%)	10.4%	8.6%	14.3%	8.9%	15.6%
Other Income	0.9	0.3	2.4	2.4	4.6
Depreciation	3.0	4.3	8.4	12.9	22.1
EBIT	13.7	23.8	80.3	64.7	135.7
Interest	5.5	6.3	10.8	21.1	30.4
PBT	8.2	17.5	69.5	43.6	105.3
Tax	0.4	0.7	18.5	13.6	26.7
PAT	7.7	16.8	50.9	30.0	78.6
Reported PAT Margin(%)	5.1%	5.2%	8.4%	3.6%	8.0%
EPS (Reported) (Rs)	1.1	2.2	6.8	3.4	7.7

ANNUAL BALANCE SHEET STATEMENT

Particulars (INR Mn)	FY24	FY25
Equity & Liabilities		
Equity		
Share Capital	102.7	102.7
Reserves and surplus	222.1	300.8
Total Equity	324.9	403.5
Non-Current Liabilities		
Long Term Borrowings	59.9	76.0
Deferred Tax Liabilities(Net)	0.8	3.1
Long Term Provisions	4.5	4.9
Total Non-Current Liabilities	65.2	84.0
Current Liabilities		
Short Term Borrowings	89.2	150.0
Trade Payables	50.2	86.3
Other Current Liabilities	40.0	66.4
Short-term Provisions	11.1	20.8
Total Current Liabilities	190.5	323.5
Total Equity & Liabilities	580.5	811.0

Particulars (INR Mn)	FY24	FY25
Non-Current Assets		
Property Plant & Equipment	125.6	218.1
Intangible Assets	1.4	1.4
Capital Work in progress	8.9	14.8
Intangible Assets Under Development	11.7	12.4
Non-Current Investments	0.0	0.0
Long Term Loans & Advances	6.1	13.2
Other Non-Current Assets	-	-
Total Non-Current Assets	153.7	260.0
Current Assets		
Inventories	229.2	299.9
Trade Receivable	82.7	88.7
Cash and Cash Equivalent	41.7	44.9
Short Term Loans & Advances	66.2	105.2
Other current assets	7.1	12.2
Total Current Assets	426.9	551.0
Total Assets	580.5	811.0



THANK YOU !

Kundan Edifice Limited

Contact: +91 70309 19707

Email: info@kundanedifice.com

KAPTIFY[®] Consulting

Investor Relations Strategy & Consulting

Tel: +91-845 288 6099 | contact@kaptify.in

www.kaptify.in

