

Date: 05/06/2026

To,
The Manager
Listing Compliance Department
National Stock Exchange of India Limited
Bandra (East), Mumbai – 400051

Scip ID: KEL

Subject: Submission of Investor Presentation for H2 & FY2026 Investor Conference Call.

Dear Sir / Madam,

Pursuant to Regulation 30 of the SEBI (Listing Obligations and Disclosure Requirements) Regulations, 2015, please find enclosed the Investor Presentation of **Kundan Edifice Limited** in connection with the Audited Financial Results of the Company for the half year and year ended 31st March 2026.

The presentation is being made available to investors and stakeholders ahead of the Investor Conference Call scheduled to discuss the financial and operational performance of the Company.

The Investor Presentation is enclosed herewith for the information of the Exchange and stakeholders.

Kindly take the same on record.

Thanking you,
For **Kundan Edifice Limited**

Divyansh
Mukesh
Gupta

Digitally signed by
Divyansh Mukesh
Gupta
Date: 2026.06.05
16:22:28 +05'30'

Divyansh Mukesh Gupta
Managing Director
DIN: 06846463

Kundan Edifice Limited

Regd. Ofc : A-201, 2nd Flr, Prime Trade Centre, Above Model Co-Op Bank, Sativali, Vasai East, Palghar - 401208

Works Vasai: Plot No 8, Lotus Industrial Park, Pelhar Village, Near Vasai Fata, Vasai East, Palghar- 401208

📧 : info@kundanedifice.com 🌐 : www.kundanedifice.com ☎ : +91-9175924916

LIGHTING ABOVE & BEYOND

KUNDAN EDIFICE LIMITED
Presents
H2 FY2026 Investor Presentation

STRIP LIGHTING SOLUTIONS

OEM/ODM SPECIALIST IN FLEX LED STRIP LIGHTING

*Shining Brighter
Together*

Safe Harbor Statement

This presentation and the accompanying slides (the “Presentation”), which have been prepared by Kundan Edifice Limited (the “Company”), have been prepared solely for information purposes and do not constitute any offer, recommendation or invitation to purchase or subscribe for any securities, and shall not form the basis or be relied on in connection with any contract or binding commitment what so ever. No offering of securities of the Company will be made except by means of a statutory offering document containing detailed information about the Company.

This Presentation has been prepared by the Company based on information and data which the Company considers reliable, but the Company makes no representation or warranty, express or implied, whatsoever, and no reliance shall be placed on, the truth, accuracy, completeness, fairness and reasonableness of the contents of this Presentation. This Presentation may not be all inclusive and may not contain all of the information that you may consider material. Any liability in respect of the contents of, or any omission from, this Presentation is expressly excluded.

Certain matters discussed in this Presentation may contain statements regarding the Company’s market opportunity and business prospects that are individually and collectively forward-looking statements. Such forward-looking statements are not guarantees of future performance and are subject to known and unknown risks, uncertainties and assumptions that are difficult to predict. These risks and uncertainties include, but are not limited to, the performance of the Indian economy and of the economies of various international markets, the performance of the industry in India and world-wide, competition, the company’s ability to successfully implement its strategy, the Company’s future levels of growth and expansion, technological implementation, changes and advancements, changes in revenue, income or cash flows, the Company’s market preferences and its exposure to market risks, as well as other risks. The Company’s actual results, levels of activity, performance or achievements could differ materially and adversely from results expressed in or implied by this Presentation. The Company assumes no obligation to update any forward-looking information contained in this Presentation. Any forward-looking statements and projections made by third parties included in this Presentation are not adopted by the Company and the Company is not responsible for such third party statements and projections.

| Table of Contents

H2 & FY2026 Financial Highlights and Key Updates

Company Journey

About the Management

Management Commentary

Vision & Mission

About the Company

Value Chain Partnership

Product Portfolio





Product Applications

Kundan 2.0 - Our Vision For 2030

Strategy for Growth

Battery Energy Storage System (BESS)

Competitive Strength & MOAT

Financials

Manufacturing Unit

Infrastructure at the Plant

Clientele

H2 & FY 2026 Financials Highlights &

Key Updates

Key Operational Highlights

- R&D investments are translating into new business opportunities in the lighting business
- Onboarded three international clients, supporting the expansion of our global footprint
- Launched Neon Flex Series and advanced GaN Driver technologies.
- Strong customer interest across new business verticals such as façade, architectural, furniture, and specialty lighting applications.
- Expanding order pipeline by existing and new clients supports a positive long-term growth outlook.
- Exploring new opportunities in the Battery Energy Storage Systems (BESS) segment through technical collaborations.



| FINANCIALS (in Crore) | | | |
|------------------------------|-----------------|----------------|------------------|
| | H2 FY26 | | FY26 |
| Revenue | 50.51 Cr | Revenue | 105.15 Cr |
| EBITDA | 7.16 Cr | EBITDA | 16.69 Cr |
| PAT | 3.26 Cr | PAT | 7.77 Cr |

COMPANY JOURNEY



2023 - Converted into a public limited company and got listed on NSE in September, 2023

2021 - Added new manufacturing unit in Bhiwandi along with new machinery for HV lighting solutions.

2020 – Expansion by Installation of new machineries. Ventured aggressively into HV Flex- High Voltage flex (Rope lights)

2024 - Achieved a record revenue exceeding INR 800 million for the first time.

2025 - Consolidated operations by merging the Bhiwandi and Vasai plants into a single unified facility in vasai

2016 - Commencement of manufacturing of LED Strips

2014 - Entered into LED light business.

2010
Incorporated

ABOUT THE MANAGEMENT



DIVYANSH GUPTA **CHAIRMAN & MD**

An MBA graduate having 7+ years of experience in the Electronics Systems Design & Manufacturing (ESDM) sector. Provides Strategic oversight across manufacturing operations, finance, procurement, product development, and marketing, ensuring end-to-end integration and business performance.

MAHESH SINGH **CHIEF FINANCIAL OFFICER**

Brings deep expertise across Finance and Accounting functions with a strong specialization in internal controls and compliance frameworks. Combines analytical vigor with financial management acumen to streamline processes, enhance fiscal transparency, and strengthen governance.

MALLIKA GUPTA **WHOLE TIME DIRECTOR**

Brings expertise in Administration and HR Management, with strengths in recruitment, employee relations, and policy implementation. Focused on enhancing organizational efficiency and people-centric growth.



“We are happy to share an update on our business performance for FY25 and FY26. Over the past two years, Kundan Edifice Limited has focused on strengthening its foundation through investments in technology, innovation, process integration and organizational capabilities. By bringing key manufacturing and operational processes under one roof, we have significantly enhanced our quality controls, improved operational efficiencies and strengthened our ability to deliver value to customers with greater consistency and agility.

Our sustained efforts in product development and R&D are now beginning to translate into meaningful opportunities. We have expanded our network of global technology partners and commenced collaboration with leading international companies, while continuing discussions with additional partners to further strengthen our capabilities and product offerings. During the year, we introduced the Neon Flex Series and advanced GaN Driver technologies, which have generated encouraging interest from customers and opened opportunities across façade lighting, architectural lighting, furniture lighting and other specialized applications.

We have also witnessed healthy traction through new customer additions, expanding partnerships and a growing flow of orders, providing confidence in our long-term growth outlook. In parallel, we continue to evaluate emerging opportunities and have initiated technical collaborations to explore the Battery Energy Storage Systems (BESS) segment. These initiatives represent important building blocks in our strategy to create a diversified and future-ready business.

As we move forward, we believe the investments and groundwork undertaken during FY25 and FY26 position the Company favourably to unlock the benefits of these initiatives in FY30 and beyond. This strategy is founded on three key pillars: continuous market expansion, operational excellence, and customer-centric innovation. We are deeply grateful for your ongoing trust and support, which serve as the driving force behind our endeavours."

FROM THE MANAGING DIRECTOR'S DESK

VISION & MISSION



To Build a Globally Recognized company anchored in the core values of Quality, Serviceability, Innovation, & Value Engineering.

VISION

Committed to creating Enduring value for customers, suppliers employees and the nation.

MISSION

Building Deep Specialisation in the Manufacturing of Flexible LED Strips and Liners Lights.

To Expand Production Capacity and Turnover through a proactive Domestic & Global marketing Strategy

ABOUT THE COMPANY



About KFI

Incorporated in 2010, KEL has evolved from a flexible LED strip manufacturer into a strategic OEM/ODM partner in the electronics and lighting solutions space. Providing end-to-end product capabilities from design and prototyping to manufacturing, assembly, and sales enabling our clients to bring innovative products to market efficiently and at scale.

Quality & Service

Our products are engineered for high reliability, backed by warranties of 1–5 years, and an environmentally efficient, RoHS-compliant product portfolio. Serving over 50+ clients for more than 10+ years as their partner of choice for innovative LED lighting solutions.

140,000
SQ FT FACILITY



530
LAKH METERS/YEAR CAPACITY



400+
EMPLOYEES



ISO 9001:2015
CERTIFIED



State-of-the-art manufacturing facilities in Maharashtra, delivering premium LED strip lighting solutions with a focus on quality and innovation.

VALUE CHAIN PARTNERSHIPS



ODM - When Clients Don't have a Defined Product

- Design, Prototype, & Defined Specifications Aligned to client needs
- Provide Product Roadmap Creation, Opportunity Mapping, and Consulting.
- Enable faster GTM with cost-effective development.

OEM - When Clients Have a Defined Product

- Manufacturing to client specifications with precision and quality assurance.
- Deliver Cost-efficient scale through advanced infrastructure.
- Manage End-to-End execution from assembly to dispatch.

Our Dual OEM/ODM model, Execution-Led for defined requirements and Consulting-Led for undefined needs, positions us as a One-Stop Solution partner, building enduring Client Relationships.

PRODUCT PORTFOLIO




LED-HV FLEX 240
HIGH VOLTAGE 220V-2835

GARDEN, FACADES & BUILDING
EXTERIORS, OUTDOOR DECORATION




LED-HV FLEX 120
HIGH VOLTAGE 220V-2835

GARDEN, OUTDOOR DECORATION




LED-HV FLEX 60
HIGH VOLTAGE 220V-2835

GARDEN, OUTDOOR DECORATION



LED-LV FLEX 60
LOW VOLTAGE 2835 12V

INDOOR - FURNITURE, KITCHEN




LED-LV FLEX 120
LOW VOLTAGE 2835 12V

INDOOR FURNITURE, KITCHEN
LIGHTING




LED-LV FLEX 180
LOW VOLTAGE 2835 12V

INDOOR USED - FURNITURE, KITCHEN
CABINET, WARDROBES ETC.



LED-LV FLEX 240
LOW VOLTAGE 2835 12V

CABINET & FURNITURE LIGHTING



RGB LED-LB FLEX
LOW VOLTAGE 2835 12V

INDOOR - FURNITURE, KITCHEN



RGB + CCT



GENERAL LIGHTING



WALL GLAZERS



PIXEL + NEON



288 LED



RGB 120 LED




COB 320 CHIPS



COB 480 CHIPS



COB CCT/RGB/GB CHIPS PIXEL



300L/320L SINGLE LINE

360/420/480/540/600 DOUBLE LINE

PRODUCT APPLICATIONS

HV Product Range



Rope Lights on pole



Outdoor Lighting



Street Lamp



Facade Lighting



Ceiling



Coves



FLEXIBLE WALL WASHER

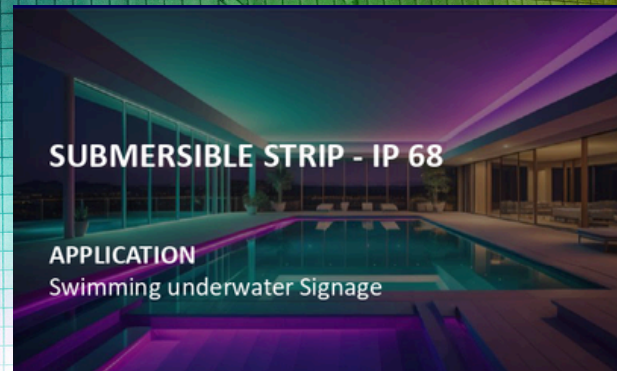
APPLICATION
Modern architecture with Curved walls, domes etc



NEON FLEX

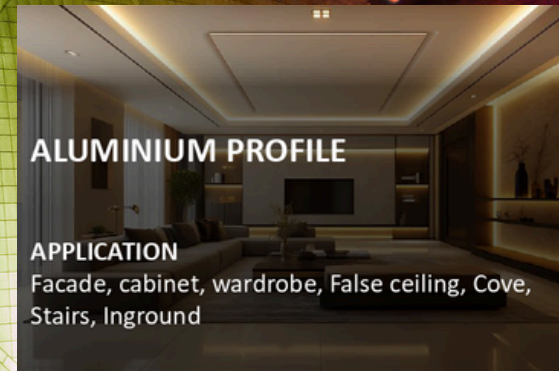
Silicon neon flex, PVC Neon flex

APPLICATION
Projects Interior Design Neon Ayodhya Signage



SUBMERSIBLE STRIP - IP 68


APPLICATION
Swimming underwater Signage




ALUMINIUM PROFILE

APPLICATION
Facade, cabinet, wardrobe, False ceiling, Cove, Stairs, Inground


LV Product Range



Aluminium Profile



Kitchen Cabinet



Behind the Mirror



Wardrobe



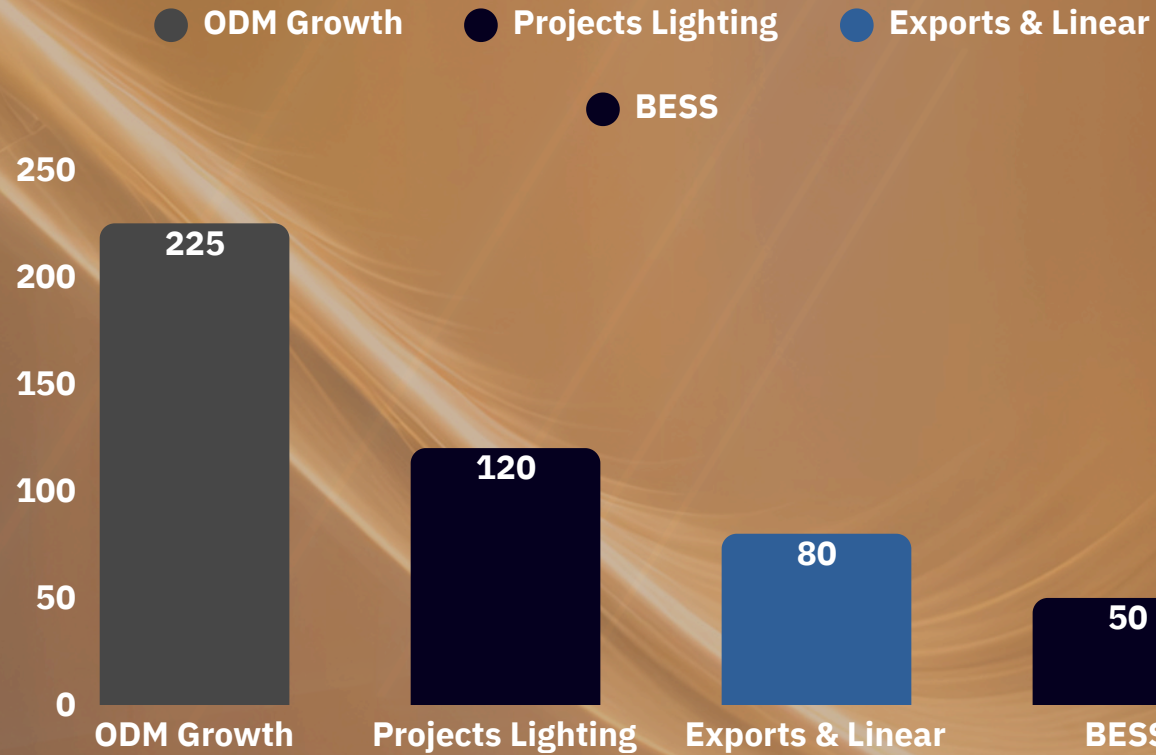
Ceiling



Festive Decor

KUNDAN 2.0 - OUR VISION FOR 2030

Revenue Target 2030 (in ₹Cr)



FY30 Revenue Target : ~ 475 Crore

GROWTH LEVERS

International Collaborations & Exports

Make in India, sell to the world.

Expand Product Portfolio

Power supplies, LED, BESS, architectural systems.

Application-Based Lighting Verticals

Furniture, architectural, project lighting niches.

Trade & E-Commerce Expansion

New channels, new customers, new geographies.

STRATEGY FOR GROWTH



Operational Excellence through Modernization

Continued investments in automation, advanced technologies, and process improvements to strengthen efficiency, ensure superior product quality, and adapt swiftly to evolving customer needs.

Expansion into New Product Lines

Diversifying our product portfolio to address emerging demand trends while simultaneously strengthening our presence with existing clients and capturing new customer segments.

Geographical Expansion for Customer Growth

Extending our footprint beyond the domestic market into global geographies, tapping into larger demand centers, and enhancing our export capabilities.

Strengthening OEM/ODM Capabilities

Deepening expertise across the entire value chain—from product design to sourcing and manufacturing—enabling us to deliver customized solutions and solidify our leadership in the ODM/OEM space.

BESS

The Company is foraying into the rapidly growing Battery Energy Storage System (BESS) sector, positioning itself to capitalize on the increasing demand for energy storage solutions.

BATTERY ENERGY STORAGE SYSTEM



(BESS)

The Company is strategically expanding into the rapidly growing Battery Energy Storage System (BESS) sector, positioning itself to capitalize on the increasing demand for energy storage solutions driven by renewable energy integration, grid modernization, and rising industrial power requirements.



Manufacturing - OEM/ODM



**Project Based Business -
Servicing C&I Clients**



BESS- Government Orders



Energy as a Service (EaaS)

COMPETITIVE STRENGTH & MOAT

Deep & Enduring Customer Relationships

Strong industry partnerships enables to plan capital investments strategically, unlock economies of scale, and diversify product portfolio delivering superior returns on deployed capital.

Innovation-Led R&D Focus

R&D team drives automation and design innovation to enhance manufacturing efficiency, reduce costs, and deliver tailored engineering solutions to customers.

Experienced Leadership With Proven Domain Expertise

A seasoned promoter group and management team with extensive industry knowledge, instrumental in scaling operations and capturing market opportunities.

Scalable & Flexible Manufacturing Infrastructure

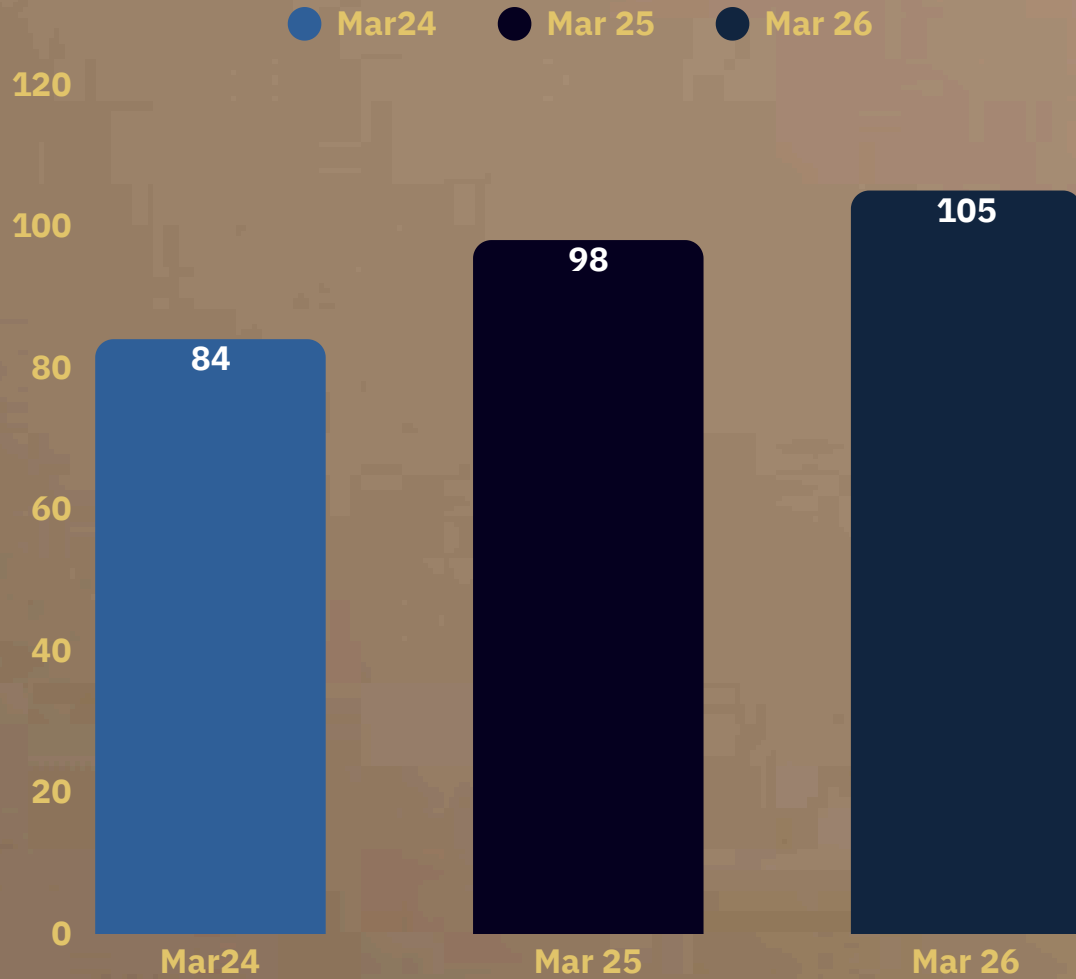
State-of-the-art facilities equipped with advanced machinery and agile processes allow to swiftly adapt product mixes to evolving customer requirements.

Strong Track Record of Financial Performance

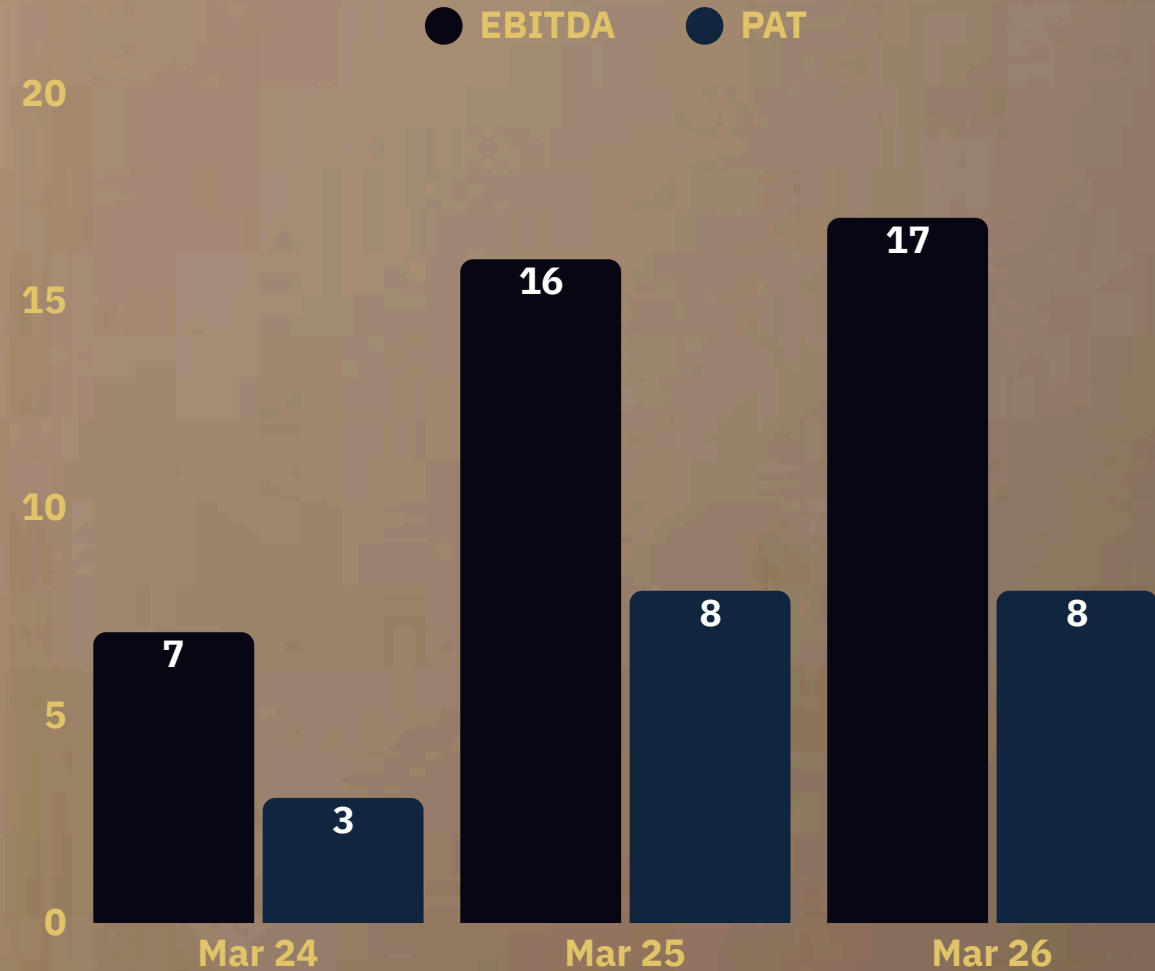
Consistent focus on high-demand segments, premium clientele, and operational efficiency has translated into robust and sustainable financial outcomes

FINANCIALS

Revenue (in ₹Cr)



EBITDA & PAT (in ₹Cr)



Profit & Loss Statement – Annual (Rs. Cr)

| Particulars (Rs. Cr) | FY26 | FY25 | YoY % |
|--|---------------|--------------|------------|
| Revenue from operations | 105.14 | 98.20 | +7% |
| Other income | 0.31 | 0.46 | |
| Total income | 105.45 | 98.65 | |
| Cost of Materials Consumed | 70.90 | 69.05 | |
| Changes in inventories | (9.21) | (10.25) | |
| Employee benefits expense | 10.16 | 10.00 | |
| Other expenses | 16.91 | 14.06 | |
| EBITDA | 16.69 | 15.79 | +6% |
| Depreciation and amortisation | 2.21 | 2.21 | |
| Finance costs | 4.09 | 3.04 | |
| Profit before tax | 10.39 | 10.53 | -1% |
| Current tax | 2.36 | 2.55 | |
| Deferred tax | 0.25 | 0.23 | |
| Total tax expense | 2.62 | 2.78 | |
| PAT | 7.77 | 7.76 | |
| EPS (Basic & Diluted) – ₹/share | 7.57 | 7.55 | |

Balance Sheet (Rs. Cr)

| Particulars (Rs. Cr) | Mar-26 | Mar-25 |
|-------------------------------------|--------------|--------------|
| Property, plant & equipment | 23.52 | 21.89 |
| Intangible assets | 0.12 | 0.06 |
| Capital work-in-progress | 2.77 | 1.48 |
| Intangible assets under development | 1.37 | 1.24 |
| Non-current investments | - | - |
| Long term loans & advances | 1.36 | 1.32 |
| Total non-current assets | 29.13 | 25.99 |
| Inventories | 39.94 | 29.99 |
| Trade receivables | 14.04 | 8.87 |
| Cash and cash equivalents | 4.78 | 4.49 |
| Short term loans & advances | 9.48 | 10.38 |
| Other current assets | 2.48 | 1.36 |
| Total current assets | 70.72 | 55.10 |
| Total assets | 99.85 | 81.10 |

| Particulars (Rs. Cr) | Mar-26 | Mar-25 |
|--------------------------------------|--------------|--------------|
| Equity share capital | 10.27 | 10.27 |
| Reserves & surplus | 37.72 | 30.08 |
| Total equity | 47.99 | 40.35 |
| Long term borrowings | 7.41 | 7.60 |
| Deferred tax liabilities | 0.56 | 0.31 |
| Long term provisions | 0.38 | 0.49 |
| Total non-current liabilities | 8.36 | 8.40 |
| Short term borrowings | 27.64 | 20.70 |
| Trade payables — MSME | 0.99 | 1.14 |
| Trade payables — Others | 11.77 | 7.49 |
| Other current liabilities | 1.80 | 0.94 |
| Short term provisions | 1.30 | 2.08 |
| Total current liabilities | 43.50 | 32.35 |
| Total equity and liabilities | 99.85 | 81.10 |

MANUFACTURING UNIT



New Vasai Plant

**Facility: 1,40,000 sq ft,
Mumbai, Maharashtra**



Previously, the Company operated two separate units one in Bhiwandi and the other in Vasai. In November 2024, the Company consolidated its operations and relocated both units to a single, larger facility in Vasai to enhance operational efficiency and streamline production

Advanced Equipment

- State-of-the-art machinery for SMD mounting
- Advanced reflow processing equipment
- Precision extrusion and assembly systems
- Comprehensive quality testing infrastructure

Production Capacity 530

lakh meters per annum installed capacity

Certification ISO 9001:2015

Maintaining highest quality standards in manufacturing processes

Earlier Vasai Plant – 40,000 sq.ft

Bhiwandi Plant – 22,500 sq.ft

INFRASTRUCTURE AT THE PLANT



CLIENTELE

Panasonic



Crompton



Trusted by **50+ clients** for over **10+ years** as their partner of choice for high-quality LED lighting solutions.

LIGHTING ABOVE & BEYOND



Mrs. Pooja Manish Pandey
(Company Secretary & Compliance Officer)
cs@kundanedifice.com

STRIP LIGHTING SOLUTIONS

OEM/ODM SPECIALIST IN FLEX LED STRIP LIGHTING

Investor Relation & Public Relation

**Financial Mindss (JaiBharti Capital Advisory
Private Limited)**
(A JaiBharti Group Co.)

P K Ranjan
ir@financialmindss.com
+91-9967487950

*Shining Brighter
Together*