



Date:- 08.11.2023

To,
National Stock Exchange of India Limited
Exchange Plaza,
Bandra Kurla Complex
Bandra (East),
Mumbai - 400 051

Symbol: - KRISHNADEF
ISIN: - INE0J5601015

Subject.: Outcome of Board Meeting held on 08.11.2023

Dear Sir,

We wish to inform you that at the meeting of the Board of Directors of the Company held today i.e. 22.05.2023, the following businesses were transacted inter alia:

1. Statement Showing the Unaudited Standalone & Consolidated Financial Results of the Company for the Half-year ended on September 30, 2023.
2. Limited Review Report on the Unaudited Standalone & Consolidated Financial Results for the Half-year ended on September 30, 2023.
3. The Board considered and approved the revision in limits availed from Axis Bank.

The meeting started at 02:15 p.m. and concluded at 03:50 p.m.

Kindly take the same on the record.

Thanking You,

Yours faithfully,
For Krishna Defence and Allied Industries Limited,

Ankur Ashwin Shah
Managing Director

Encl:- As above.

CNK & Associates LLP

Chartered Accountants

INDEPENDENT AUDITOR'S REVIEW REPORT ON UNAUDITED STANDALONE FINANCIAL RESULTS OF THE COMPANY PURSUANT TO THE REGULATION 33 OF THE SEBI (LISTING OBLIGATIONS AND DISCLOSURE REQUIREMENTS) REGULATIONS, 2015 (AS AMENDED)

TO THE BOARD OF DIRECTORS OF KRISHNA DEFENSE AND ALLIED INDUSTRIES LIMITED

1. We have reviewed the accompanying Statement of Unaudited Standalone Financial results of Krishna Defense and Allied Industries Limited ("the Company") for the half year ended 30th September 2023, being submitted by the company pursuant to the requirements of Regulation 33 of SEBI (Listing Obligations and Disclosures Requirements) Regulations, 2015.
2. This statement is the responsibility of the company's Management and has been approved by the Board of Directors, has been prepared in accordance with the recognition and measurement principles laid down in the Accounting Standard 25 "Interim Financial Reporting" prescribed under Section 133 of the Companies Act, 2013 as amended, read with relevant rules issued thereunder and other accounting principles generally accepted in India. Our responsibility is to issue a report on these financial statements based on our review.
3. We conducted our review of the Statement in accordance with the Standard on Review Engagements (SRE) 2410 "Review of Interim Financial Information Performed by the Independent Auditor of the Entity", issued by the Institute of Chartered Accountants of India. This standard requires that we plan and perform the review to obtain moderate assurance as to whether the financial statements are free of material misstatement. A review is limited primarily to inquiries of company personnel and analytical procedures applied to financial data and thus provide less assurance than an audit. We have not performed an audit and accordingly, we do not express an audit opinion.
4. Based on our review conducted as above, nothing has come to our attention that causes us to believe that the accompanying Statement of unaudited standalone financial results prepared in accordance with applicable accounting standards and other recognized accounting practices and policies has not disclosed the information required to be disclosed in terms of Regulation 33 of the SEBI (Listing Obligations and Disclosure Requirements) Regulations, 2015 including the manner in which it is to be disclosed, or that it contains any material misstatement.

For CNK & Associates LLP

Chartered Accountants

Firm Registration No. 101961W/W-100036

Alok Shah

Partner

Membership No. 042005

Place: Vadodara

Date: 08th November, 2023

UDIN: 23042005 BGRSKB 1049



The Nirat, 3rd Floor, 18, Winward Business Park, Behind Emerald One Complex, In the lane of Dr. Prasant Buch's Hospital, Jetalpur, Vadodara 390 007. Tel: +91 265 234 3483

Website: www.cnkindia.com

VADODARA | MUMBAI | CHENNAI | AHMEDABAD | GIFT CITY | BENGALURU | DELHI | PUNE | DUBAI | ABU DHABI

INDEPENDENT AUDITOR'S REVIEW REPORT ON UNAUDITED CONSOLIDATED FINANCIAL RESULTS OF THE COMPANY PURSUANT TO THE REGULATION 33 OF THE SEBI (LISTING OBLIGATIONS AND DISCLOSURE REQUIREMENTS) REGULATIONS, 2015 (AS AMENDED)

TO THE BOARD OF DIRECTORS OF KRISHNA DEFENSE AND ALLIED INDUSTRIES LIMITED

1. We have reviewed the accompanying Statement of Unaudited Consolidated Financial results of Krishna Defense and Allied Industries Limited ("the Company") for the half year ended 30th September 2023, being submitted by the company pursuant to the requirements of Regulation 33 of SEBI (Listing Obligations and Disclosures Requirements) Regulations, 2015.
2. This statement is the responsibility of the company's Management and has been approved by the Board of Directors, has been prepared in accordance with the recognition and measurement principles laid down in the Accounting Standard 25 "Interim Financial Reporting" prescribed under Section 133 of the Companies Act, 2013 as amended, read with relevant rules issued thereunder and other accounting principles generally accepted in India. Our responsibility is to issue a report on these financial statements based on our review.
3. We conducted our review of the Statement in accordance with the Standard on Review Engagements (SRE) 2410 "Review of Interim Financial Information Performed by the Independent Auditor of the Entity", issued by the Institute of Chartered Accountants of India. This standard requires that we plan and perform the review to obtain moderate assurance as to whether the financial statements are free of material misstatement. A review is limited primarily to inquiries of company personnel and analytical procedures applied to financial data and thus provide less assurance than an audit. We have not performed an audit and accordingly, we do not express an audit opinion.

We also performed procedures in accordance with the circular issued by the Securities Exchange Board of India under Regulation 33 (8) of the Listing Regulations, to the extent applicable.



The Nirat, 3rd Floor, 18, Winward Business Park, Behind Emerald One Complex, In the lane of Dr. Prasant Buch's Hospital, Jetalpur, Vadodara 390 007. Tel: +91 265 234 3483

Website: www.cnkindia.com

VADODARA | MUMBAI | CHENNAI | AHMEDABAD | GIFT CITY | BENGALURU | DELHI | PUNE | DUBAI | ABU DHABI

4. The Statement includes the results of the following entity:

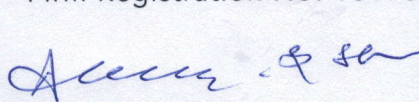
Sr. No.	Name of the Entity	Relationship
1	Waveoptix Solutions Private Limited	Associate

5. Based on our review conducted and procedures performed as stated in paragraph 3 as above, nothing has come to our attention that causes us to believe that the accompanying Statement of unaudited standalone financial results prepared in accordance with applicable accounting standards and other recognized accounting practices and policies has not disclosed the information required to be disclosed in terms of Regulation 33 of the SEBI (Listing Obligations and Disclosure Requirements) Regulations, 2015 including the manner in which it is to be disclosed, or that it contains any material misstatement.

For CNK & Associates LLP

Chartered Accountants

Firm Registration No. 101961W/W-100036


Alok Shah


Partner

Membership No. 042005

Place: Vadodara

Date: 08th November, 2023

UDIN: 23042605 BGSRK 9607



KRISHNA DEFENCE AND ALLIED INDUSTRIES LIMITED

(formerly known as Krishna Allied Industries Limited)

CIN : U74900MH2013PLC248021

Registered Office : 344, A to Z Industrial Estate, Ganpatrao Kadam Marg, Lower Parel, Mumbai - 400 013

Email : cs@krishnaallied.com Website: www.krishnaallied.com

Phone : +91 22 4220 3800-99 (100Lines) Fax : +91 22 4220 3888

STANDALONE FINANCIAL RESULTS FOR THE HALF YEAR ENDED 30TH SEPTEMBER, 2023

Rs. In Lakhs

Particulars	Half year ended 30th September 2023	Half Year ended 31st March 2023	Half year ended 30th September 2022	Year ended 31st March 2023
	(Unaudited)	(Audited)	(Unaudited)	(Audited)
I. Revenue from operations	3,522.92	4,410.48		6,365.33
II. Other income	39.58	41.37	1,954.85	95.28
III. Total Income	3,562.50	4,451.85	2,008.76	6,460.61
IV. Expenses:				
Cost of materials consumed	1,011.29	1,059.31	744.34	1,803.65
Purchases of Stock-in-Trade	685.48	2,492.94	151.00	2,643.95
Changes in inventories of finished goods work-in-progress and Stock-in-Trade	(20.23)	(754.16)	(376.79)	(1,130.94)
Employee benefit expenses	558.26	414.35	504.00	918.35
Finance costs	63.73	57.87	52.39	110.26
Depreciation and amortization expenses	99.42	100.68	96.13	196.81
Other expenses	818.14	635.26	610.10	1,245.36
Total expenses	3,216.11	4,006.26	1,781.18	5,787.44
V Profit before tax	346.39	445.59	227.58	673.17
VI Tax expense:				
Current tax	87.98	92.45	52.66	145.11
Tax of earlier years (Net)	0.68	(3.93)	9.35	5.42
Deferred tax Liability/(Asset)	(5.17)	(8.58)	1.63	(6.95)
VII Profit for the period/year (V-VI)	262.90	365.64	163.94	529.59
VIII Paid-up Equity share capital of Rs. 10 each	1,229.40	1,144.80	1,144.80	1,144.80
IX Reserves and surplus				2,521.88
X Earnings per equity share:				
Basic	2.27	3.19	1.43	4.63
Diluted	2.25	3.19	1.43	4.63


Notes

- The above unaudited standalone results for Half year ended 30th September, 2023 have been reviewed by Audit Committee and approved by the Board of Directors at their meeting held on 08th November, 2023.
- The figures for the corresponding previous periods have been regrouped/ reclassified wherever considered necessary to confirm to the figures represented in the current period.
- The activities of the Company relate to two segments i.e. (1) Dairy & Kitchen equipment & (2) Defence Product (Refer Annexure 1)
- The company has acquired 25% equity share capital in Waveoptix Solutions Private Limited ("WSPL") during the Period. On such acquisition WSPL has become associate of the company W.e.f. 04th August, 2023
- The company had issued 12,00,000 Convertible Equity warrants at the price of Rs. 140 on 08th February, 2023 to Promoter and Non-promoter group on preferential basis. The upfront 25% of the total consideration was received at the time of subscribing the warrants.

Further, the Company had converted the 8,46,000 Convertible Equity warrants into Equity Shares as on 05th September, 2023 by receiving the balance 75% of the total consideration from the Non-Promoter group. Further, 3,54,000 Convertible Equity warrants of Promoter group remains outstanding as on date.
- The statement of standalone financial results includes the result for the half year ended March 31, 2023, being the balancing figures between the audited figures in respect of full financial year ended March 31, 2023 and published unaudited year to date figures up to the half year of the current financial year, which were subjected to a limited review, as required under the listings regulations

Date: 08th November, 2023
Place: Vadodara

For Krishna Defence And Allied Industries Limited


Ankur Ashwin Shah
Managing Director



KRISHNA DEFENCE AND ALLIED INDUSTRIES LIMITED

(formerly known as Krishna Allied Industries Limited)

Annexure 1 Standalone Segment Reporting

Rs. In Lakhs

Particulars	Half Year ended 30 September 2023			Half Year ended 31 March 2023			Half year ended 30 September 2022			Year ended 31 March 2023		
	Dairy & Kitchen equipment's segment	Defence Products	Total	Dairy & Kitchen equipment's segment	Defence Products	Total	Dairy & Kitchen equipment's segment	Defence Products	Total	Dairy & Kitchen equipment's segment	Defence Products	Total
Revenue												
External Inter Segment	1,021.55	2,501.36	3,522.92	694.49	3,716.00	4,410.48	451.61	1,503.24	1,954.85	1,146.10	5,219.23	6,365.33
Total Sales & Operating Income	1,021.55	2,501.36	3,522.92	694.49	3,716.00	4,410.48	451.61	1,503.24	1,954.85	1,146.10	5,219.23	6,365.33
Other Income	8.41	9.36	17.77	0.90	12.62	13.53	5.56	2.64	8.21	6.46	15.27	21.73
Total Income	1,029.96	2,510.72	3,540.68	695.39	3,728.62	4,424.01	457.17	1,505.88	1,963.06	1,152.56	5,234.50	6,387.06
Segment Results												
Add: Interest and Other Income	67.48	521.39	588.87	61.39	722.69	784.08	30.47	416.35	446.82	91.86	1,139.04	1,230.90
Less: other unallocable expenses			21.81			27.85			45.70			73.55
Profit Before Tax			264.29			366.32			264.93			631.25
Less: Taxes			346.39			445.61			227.58			673.20
Profit After Tax			83.49			79.95			63.64			143.59
			262.90			365.66			163.95			529.61
Segment Asset												
Unallocated Corporate Assets	1,103.48	5,239.56	6,343.04	1,127.57	6,107.03	7,234.60	1,158.68	3,816.84	4,975.52	1,127.57	6,107.03	7,234.60
Total Assets			1,382.32			1,233.58			1,133.18			1,233.58
			7,725.36			8,468.18			6,108.70			8,468.18
Segment Liability												
Unallocated Corporate Liabilities	217.51	791.00	1,008.51	365.86	2,104.21	2,470.07	210.14	873.28	1,083.42	365.86	2,104.21	2,470.07
Total Liabilities			1,478.97			4,381.50			1,724.24			4,381.50
			2,487.48			6,851.57			2,807.66			6,851.57
Capital Expenditure												
Unallocated Capital Expenditure	57.55	287.26	344.82	78.92	166.89	245.80	0.87	25.24	26.10	79.78	192.12	271.91
Total Capital Expenditure			-			2.16			2.38			4.54
			344.82			247.97			28.48			276.45
Segment Depreciation												
Unallocated Segment Depreciation	10.96	84.02	94.98	8.44	86.73	95.17	8.27	83.19	91.45	16.70	169.92	186.62
Total Segment Depreciation			4.44			5.51			4.67			10.18
			99.42			100.68			96.13			196.81



KRISHNA DEFENCE AND ALLIED INDUSTRIES LIMITED

(formerly known as Krishna Allied Industries Limited)

CIN : U74900MH2013PLC248021

Registered Office : 344, A to Z Industrial Estate, Ganpatrao Kadam Marg, Lower Parel, Mumbai - 400 013

Email : cs@krishnaallied.com Website: www.krishnaallied.com

Phone : +91 22 4220 3800-99 (100Lines) Fax : +91 22 4220 3888

STANDALONE STATEMENT OF ASSETS AND LIABILITIES AS AT 30TH SEPTEMBER, 2023

Particulars		Rs. In Lakhs	
		As at 30th Septemebr 2023 Unaudited	As at 31st March 2023 Audited
I. EQUITY AND LIABILITIES			
1 Shareholders' funds			
(a) Share capital		1,229.40	1,144.80
(b) Reserves and surplus		3,884.58	2,521.88
(c) Money received against Share Warrants		123.90	420.00
		5,237.88	4,086.68
2 Share Application Money Pending Allotment			
		-	-
3 Non-current liabilities			
(a) Long-term borrowings		327.19	637.60
(b) Deferred tax liabilities (Net)		17.94	23.11
(c) Long-term provisions		24.07	15.85
		369.20	676.56
4 Current liabilities			
(a) Short-term borrowings		1,107.72	1,214.37
(b) Trade payables			
(A) Total outstanding dues of Micro and small enterprises		145.84	219.74
(B) enterprises		719.03	2,037.98
(c) Other current liabilities		93.64	188.76
(d) Short-term provisions		52.06	44.09
		2,118.29	3,704.94
TOTAL		7,725.36	8,468.17
II. ASSETS			
1 Non-current assets			
(a) Property, Plant and Equipment and Intangible Assets			
(i) Property, Plant and Equipment		1,477.77	1,233.90
(ii) Capital work in progress		-	206.05
(b) Non-current investments		1.25	1.00
(c) Long-term loans and advances		54.87	35.67
(d) Other non-current assets		532.43	375.07
		2,066.32	1,851.69
2 Current assets			
(a) Inventories		3,049.81	2,844.74
(b) Trade receivables		1,285.83	2,688.44
(c) Cash and Bank Balance		817.18	790.75
(d) Short Term loans and advances		283.97	226.28
(e) Other current assets		222.26	66.28
		5,659.04	6,616.49
TOTAL		7,725.36	8,468.17

Figures for the previous period/year have been rearranged/reclassified wherever necessary, to correspond with current period/year presentation.

For Krishna Defence And Allied Industries Limited



Ankur Ashwin Shah
Managing Director

Date: 08th November, 2023

Place: Vadodara



KRISHNA DEFENCE AND ALLIED INDUSTRIES LIMITED

(formerly known as Krishna Allied Industries Limited)

CIN : U74900MH2013PLC248021

Registered Office : 344, A to Z Industrial Estate, Ganpatrao Kadam Marg, Lower Parel, Mumbai - 400 013

Email : cs@krishnaallied.com Website: www.krishnaallied.com

Phone : +91 22 4220 3800-99 (100Lines) Fax : +91 22 4220 3888

STANDALONE CASH FLOW STATEMENT FOR THE HALF YEAR ENDED 30TH SEPTEMBER, 2023

	Particulars	For the half year ended 30th September, 2023		For the year ended 31st March, 2023	
A	CASH FLOW FROM OPERATING ACTIVITIES				
	Profit before exceptional items, prior period items and tax:		346.39		673.17
	Adjustments for:				
	Depreciation / amortization	99.42		196.81	
	Amount no longer payable written back	(4.14)		(25.22)	
	Rent Income	(1.53)		(3.66)	
	Unrealised foreign exchange gain loss	-		(5.74)	
	Provision for doubtful debts and other deposits	1.00		13.28	
	Interest received	(33.13)		(51.38)	
	Interest Expense	63.43		101.36	
	Operating Profit before working capital changes		125.05		225.45
	Adjustments for:		471.44		898.62
	(Increase)/ Decrease in Loans and Advances	(28.68)		(185.44)	
	(Increase)/ Decrease in Trade receivables	1,401.61		(515.05)	
	(Increase)/ Decrease in Inventories	(205.07)		(1,273.50)	
(Increase)/ Decrease in Other Non Current Assets	(157.36)		6.52		
(Increase)/ Decrease in Other Current Assets	(155.98)		(16.85)		
Increase/(Decrease) in Trade Payable	(1,392.86)		889.05		
Increase/(Decrease) in Liabilities and Provisions	(69.61)		(391.91)		
Cash generated from Operations		(607.95)		(1,487.19)	
Less : Direct taxes paid (Net of refund, if any)		(136.51)		(588.57)	
		(146.18)		(141.23)	
Cash flow before extraordinary items		(282.68)		(729.80)	
Net cash from Operating Activities (A)		(282.68)		(729.80)	
B	CASH FLOW FROM INVESTING ACTIVITIES				
	Purchase of Property plant & Equipment's		(138.76)		(276.45)
	Proceeds from Sale of Property plant & Equipment's		5.67		-
	Purchase of Investment(net)		(0.25)		-
	(Increase)/Decrease in Other bank balances		(28.59)		364.59
	Rent Received		1.53		3.66
	Interest received		33.13		51.38
Net Cash used in Investing Activities (B)		(127.28)		143.18	
C	CASH FLOW FROM FINANCIAL ACTIVITIES				
	Proceeds from Issue of Share capital		-		725.16
	Proceed from issue of Share Warrants		888.30		420.00
	Repayment of Long Term Borrowings		(315.98)		(106.40)
	Increase/(Decrease) in Short term Borrowings		(101.09)		(350.10)
	Interest paid		(63.43)		(101.36)
	Net cash used Financing Activities (C)		407.80		587.30
Net increase in cash and cash equivalents (A+B+C)		(2.16)		0.68	
	Cash and cash equivalents at the beginning of the year		9.26		8.58
	Cash and cash equivalents at the end of the year		7.10		9.26
	Components of Cash & Cash Equivalents				
	Cash on hand		1.00		1.37
	Balance with schedule banks				
	In Current Account		6.10		7.89
	Cash and Cash Equivalents		7.10		9.26

For Krishna Defence And Allied Industries Limited

Date: 08th November, 2023
Place: Vadodara



Ankur Ashwin Shah
Managing Director

KRISHNA DEFENCE AND ALLIED INDUSTRIES LIMITED

(formerly known as Krishna Allied Industries Limited)

CIN : U74900MH2013PLC248021

Registered Office : 344, A to Z Industrial Estate, Ganpatrao Kadam Marg, Lower Parel, Mumbai - 400 013

Email : cs@krishnaallied.com Website: www.krishnaallied.com

Phone : +91 22 4220 3800-99 (100Lines) Fax : +91 22 4220 3888

CONSOLIDATED FINANCIAL RESULTS FOR THE HALF YEAR ENDED 30TH SEPTEMBER, 2023


Particulars	Rs. In Lakhs			
	Half year ended 30th September 2023	Half Year ended 31st March 2023	Half year ended 30th September 2022	Year ended 31st March 2023
	(Unaudited)	(Audited)	(Unaudited)	(Audited)
I. Revenue from operations				
II. Other income	3,522.92	4,410.48	1,954.85	6,365.33
	39.58	41.37	53.91	95.28
III. Total Income	3,562.50	4,451.85	2,008.76	6,460.61
IV. Expenses:				
Cost of materials consumed	1,011.29	1,059.31	744.34	1,803.65
Purchases of Stock-in-Trade	685.48	2,492.94	151.00	2,643.95
Changes in inventories of finished goods work-in-progress and Stock-in-Trade	(20.23)	(754.16)	(376.79)	(1,130.94)
Employee benefit expenses	558.26	414.35	504.00	918.35
Finance costs	63.73	57.87	52.39	110.26
Depreciation and amortization expenses	99.42	100.68	96.13	196.81
Other expenses	818.14	635.26	610.10	1,245.36
Total expenses	3,216.11	4,006.26	1,781.18	5,787.44
V Profit before tax	346.39	445.59	227.58	673.17
VI Tax expense:				
Current tax	87.98	92.45	52.66	145.11
Tax of earlier years (Net)	0.68	(3.93)	9.35	5.42
Deferred tax Liability/(Asset)	(5.17)	(8.58)	1.63	(6.95)
VII Profit for the period/year (V-VI)	262.90	365.64	163.94	529.59
VIII Share of Associate's Profit/(Loss)	(0.25)	-	-	-
IX Profit After Tax and Share of Associate,s Profit/(Loss) (VII+VIII)	262.65	365.64	163.94	529.59
VIII Paid-up Equity share capital of Rs. 10 each	1,229.40	1,144.80	1,144.80	1,144.80
IX Reserves and surplus				2,521.88
X Earnings per equity share:				
Basic	2.27	3.19	1.43	4.63
Diluted	2.25	3.19	1.43	4.63

Notes

- The above unaudited consolidated results for Half year ended 30th September, 2023 have been reviewed by Audit Committee and approved by the Board of Directors at their meeting held on 08th November, 2023.
- The figures for the corresponding previous periods have been regrouped/ reclassified wherever considered necessary to confirm to the figures represented in the current period.
- The activities of the Group relate to two segments i.e. (1) Dairy & Kitchen equipment & (2) Defence Product (Refer Annexure 1)
- The holding company has acquired 25% equity share capital in Waveoptix Solutions Private Limited ("WSPL") during the Period. On such acquisition WSPL has become associate of the holding company W.e.f. 04th August, 2023
- The holding company had issued 12,00,000 Convertible Equity warrants at the price of Rs. 140 on 08th February, 2023 to Promoter and Non-promoter group on preferential basis. The upfront 25% of the total consideration was received at the time of subscribing the warrants.
Further, the holding company had converted the 8,46,000 Convertible Equity warrants into Equity Shares as on 05th September, 2023 by receiving the balance 75% of the total consideration from the Non-Promoter group. Further, 3,54,000 Convertible Equity warrants of Promoter group remains outstanding as on date.
- The company's share of losses of the associates exceeds carrying value of investment and hence company has recognised its share of loss up to the value of investment
- The statement of financial results includes the result for the half year ended March 31, 2023, being the balancing figures between the audited figures in respect of full financial year ended March 31, 2023 and published unaudited year to date figures up to the half year of the current financial year, which were subjected to a limited review, as required under the listings regulations

Date: 08th November, 2023
Place: Vadodara

For Krishna Defence And Allied Industries Limited


Ankur Ashwin Shah
Managing Director



KRISHNA DEFENCE AND ALLIED INDUSTRIES LIMITED

(formerly known as Krishna Allied Industries Limited)

Annexure 1 Consolidated Segment Reporting

Rs. In Lakhs

Particulars	Half Year ended 30 September 2023			Half Year ended 31 March 2023			Half year ended 30 September 2022			Year ended 31 March 2023		
	Dairy & Kitchen equipment's segment	Defence Products	Total	Dairy & Kitchen equipment's segment	Defence Products	Total	Dairy & Kitchen equipment's segment	Defence Products	Total	Dairy & Kitchen equipment's segment	Defence Products	Total
Revenue												
External Inter Segment	1,021.55	2,501.36	3,522.92	694.49	3,716.00	4,410.48	451.61	1,503.24	1,954.85	1,146.10	5,219.23	6,365.33
Total Sales & Operating Income	1,021.55	2,501.36	3,522.92	694.49	3,716.00	4,410.48	451.61	1,503.24	1,954.85	1,146.10	5,219.23	6,365.33
Other Income	8.41	9.36	17.77	0.90	12.62	13.53	5.56	2.64	8.21	6.46	15.27	21.73
Total Income	1,029.96	2,510.72	3,540.68	695.39	3,728.62	4,424.01	457.17	1,505.88	1,963.06	1,152.56	5,234.50	6,387.06
Segment Results												
Add: Interest and Other Income	67.48	521.14	588.62	61.39	722.69	784.08	30.47	416.35	446.82	91.86	1,139.04	1,230.90
Less: other unallocable expenses		21.81	21.81		27.85	27.85		3,816.84	45.70		73.55	73.55
Profit Before Tax		264.29	264.29		366.32	366.32			264.93		631.25	631.25
Less: Taxes		346.14	346.14		445.61	445.61			227.58		673.20	673.20
		83.49	83.49		79.95	79.95			63.64		143.59	143.59
Profit After Tax		262.65	262.65		365.66	365.66			163.95		529.61	529.61
Segment Asset												
Unallocated Corporate Assets	1,103.48	5,239.56	6,343.04	1,127.57	6,107.03	7,234.60	1,158.68	3,816.84	4,975.52	1,127.57	6,107.03	7,234.60
Total Assets		1,382.07	1,382.07		1,233.58	1,233.58			1,133.18		1,233.58	1,233.58
		7,725.11	7,725.11		8,468.18	8,468.18			6,108.70		8,468.18	8,468.18
Segment Liability												
Unallocated Corporate Liabilities	217.51	791.00	1,008.51	365.86	2,104.21	2,470.07	210.14	873.28	1,083.42	365.86	2,104.21	2,470.07
Total Liabilities		1,478.97	1,478.97		4,381.50	4,381.50			1,724.24		4,381.50	4,381.50
		2,487.48	2,487.48		6,851.57	6,851.57			2,807.66		6,851.57	6,851.57
Capital Expenditure												
Unallocated Capital Expenditure	57.55	287.26	344.82	78.92	1,66.89	245.80	0.87	25.24	26.10	79.78	192.12	271.91
Total Capital Expenditure		344.82	344.82		2.16	247.97			2.38		4.54	4.54
Segment Depreciation												
Unallocated Segment Depreciation	10.96	84.02	94.98	8.44	86.73	95.17	8.27	83.19	91.45	16.70	169.92	186.62
Total Segment Depreciation		4.44	4.44		5.51	5.51			4.67		10.18	10.18
		99.42	99.42		100.68	100.68			96.13		196.81	196.81



KRISHNA DEFENCE AND ALLIED INDUSTRIES LIMITED

(formerly known as Krishna Allied Industries Limited)

CIN : U74900MH2013PLC248021

Registered Office : 344, A to Z Industrial Estate, Ganpatrao Kadam Marg, Lower Parel, Mumbai - 400 013

Email : cs@krishnaallied.com Website: www.krishnaallied.com

Phone : +91 22 4220 3800-99 (100Lines) Fax : +91 22 4220 3888

CONSOLIDATED STATEMENT OF ASSETS AND LIABILITIES AS AT 30TH SEPTEMBER, 2023

Rs. In Lakhs

Particulars	As at	
	30th Septemebr 2023	31st March 2023
	Unaudited	Audited
I. EQUITY AND LIABILITIES		
1 Shareholders' funds		
(a) Share capital	1,229.40	1,144.80
(b) Reserves and surplus	3,884.33	2,521.88
(c) Money received against Share Warrants	123.90	420.00
	5,237.63	4,086.68
2 Share Application Money Pending Allotment	-	-
3 Non-current liabilities		
(a) Long-term borrowings	327.19	637.60
(b) Deferred tax liabilities (Net)	17.94	23.11
(c) Long-term provisions	24.07	15.85
	369.20	676.56
4 Current liabilities		
(a) Short-term borrowings	1,107.72	1,214.37
(b) Trade payables		
(A) Total outstanding dues of Micro and small enterprises	145.84	219.74
(B) enterprises	719.03	2,037.98
(c) Other current liabilities	93.64	188.76
(d) Short-term provisions	52.06	44.09
	2,118.29	3,704.94
TOTAL	7,725.11	8,468.17
II. ASSETS		
1 Non-current assets		
(a) Property, Plant and Equipment and Intangible Assets		
(i) Property, Plant and Equipment	1,477.77	1,233.90
(ii) Capital work in progress	-	206.05
(b) Non-current investments	1.00	1.00
(c) Long-term loans and advances	54.87	35.67
(d) Other non-current assets	532.43	375.07
	2,066.07	1,851.69
2 Current assets		
(a) Inventories	3,049.81	2,844.74
(b) Trade receivables	1,285.83	2,688.44
(c) Cash and Bank Balance	817.18	790.75
(d) Short Term loans and advances	283.97	226.28
(e) Other current assets	222.26	66.28
	5,659.04	6,616.49
TOTAL	7,725.11	8,468.17

Figures for the previous period/year have been rearranged/reclassified wherever necessary, to correspond with current period/year presentation.

For Krishna Defence And Allied Industries Limited



Ankur Ashwin Shah
Managing Director

Date: 08th November, 2023
Place: Vadodara



KRISHNA DEFENCE AND ALLIED INDUSTRIES LIMITED

(formerly known as Krishna Allied Industries Limited)

CIN : U74900MH2013PLC248021

Registered Office : 344, A to Z Industrial Estate, Ganpatrao Kadam Marg, Lower Parel, Mumbai - 400 013

Email : cs@krishnaallied.com Website: www.krishnaallied.com

Phone : +91 22 4220 3800-99 (100Lines) Fax : +91 22 4220 3888

CONSOLIDATED CASH FLOW STATEMENT FOR THE HALF YEAR ENDED 30TH SEPTEMBER, 2023

	Particulars	For the half year ended 30th September, 2023		For the year ended 31st March, 2023	
A	CASH FLOW FROM OPERATING ACTIVITIES				
	Profit before exceptional items, prior period items and tax:		346.39		673.17
	Adjustments for:				
	Share of Associate's Profit/(Loss)	(0.25)		-	
	Depreciation /amortization	99.42		196.81	
	Amount no longer payable written back	(4.14)		(25.22)	
	Rent Income	(1.53)		(3.66)	
	Unrealised foreign exchange gain loss	-		(5.74)	
	Provision for doubtful debts and other deposits	1.00		13.28	
	Interest received	(33.13)		(51.38)	
	Bad Debts	-		-	
	Interest Expense	63.43		101.36	
			124.80		225.45
	Operating Profit before working capital changes		471.19		898.62
	Adjustments for:				
(Increase)/ Decrease in Loans and Advances	(28.68)		(185.44)		
(Increase)/ Decrease in Trade receivables	1,401.61		(515.05)		
(Increase)/ Decrease in Inventories	(205.07)		(1,273.50)		
(Increase)/ Decrease in Other Non Current Assets	(157.36)		6.52		
(Increase)/ Decrease in Other Current Assets	(155.98)		(16.85)		
Increase/(Decrease) in Trade Payable	(1,392.86)		889.05		
Increase/(Decrease) in Liabilities and Provisions	(69.61)		(391.91)		
		(607.95)		(1,487.19)	
Cash generated from Operations		(136.76)		(588.57)	
Less : Direct taxes paid (Net of refund, if any)		(146.18)		(141.23)	
Cash flow before extraordinary items		(282.93)		(729.80)	
Net cash from Operating Activities (A)		(282.93)		(729.80)	
B	CASH FLOW FROM INVESTING ACTIVITIES				
	Purchase of Property plant & Equipment's		(138.76)		(276.45)
	Proceeds from Sale of Property plant & Equipment's		5.67		-
	(Increase)/ Decrease in Other bank balances		(28.59)		364.59
	Rent Received		1.53		3.66
	Interest received		33.13		51.38
Net Cash used in Investing Activities (B)		(127.03)		143.18	
C	CASH FLOW FROM FINANCIAL ACTIVITIES				
	Receipt on account of share application Money		-		-
	Proceeds from Issue of Share capital		-		725.16
	Proceed from issue of Share Warrants		888.30		420.00
	Receipt of Long term borrowings(net)		-		-
	Repayment of Long Term Borrowings		(315.98)		(106.40)
	Increase/ (Decrease) in Short term Borrowings		(101.09)		(350.10)
	Interest paid		(63.43)		(101.36)
	Net cash used Financing Activities (C)		407.80		587.30
	Net increase in cash and cash equivalents (A+B+C)		(2.16)		0.68
	Cash and cash equivalents at the beginning of the year		9.26		8.58
	Cash and cash equivalents at the end of the year		7.10		9.26
	Components of Cash & Cash Equivalents				
	Cash on hand		1.00		1.37
	Balance with schedule banks				
	In Current Account		6.10		7.89
	Cash and Cash Equivalents		7.10		9.26

For Krishna Defence And Allied Industries Limited

Date: 08th November, 2023
Place: Vadodara



Ankur Ashwin Shah
Managing Director