



May 20, 2026

The Manager
BSE Limited
Corporate Relationship Department
P. J. Towers, Dalal Street,
Mumbai - 400 001.

The Manager
The National Stock Exchange of India Limited
Exchange Plaza,
Bandra - Kurla Complex, Bandra (E),
Mumbai - 400 051.

BSE Scrip Code No. 524280

NSE Symbol: KOPRAN

Sub: Investor Presentation on Audited Financial Results for Fourth quarter and Financial Year ended on March 31, 2026.

Dear Sir/Madam,

Pursuant to Regulation 30 of the SEBI (Listing Obligations and Disclosure Requirements) Regulations, 2015, as amended, we forward herewith an Investor Presentation in connection with the Audited Financial Results (Consolidated and Standalone) of the Company for the Fourth Quarter and Financial Year ended on March 31, 2026.

The above information is also available on the Company's website at: www.kopran.com

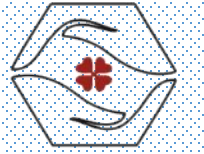
Kindly publish the results on your websites.

Regards,
For Kopran Limited

Sunil Sodhani
Company Secretary & Compliance Officer
Membership No. FCS 3897

Encl: As above





Kopran



*Rising
Above
Challenges*

**CORPORATE
PRESENTATION**

FY 2025-26

SAFE HARBOUR STATEMENT



This quarterly investor presentation has been prepared by Kopran Limited ('Kopran') and does not constitute a prospectus or placement memorandum or an offer to acquire any securities. This presentation or any other documentation or information (or any part thereof) delivered or supplied, should not be deemed to constitute an offer.

No representation or warranty, express or implied, is made as to, and no reliance should be placed on, the fairness, accuracy, completeness or correctness of such information or opinions contained herein. The information contained in this presentation is only current as of its date. Certain statements made in this presentation may not be based on historical information or facts and may be 'forward-looking statements', including those relating to the general business plans and strategy of Kopran, its future financial condition and growth prospects, future developments in its industry and its competitive and regulatory environment, and statements which contain words or phrases such as 'will', 'expected to', 'horizons of growth', 'strong growth prospects', among many others, or similar expressions or variations of such expressions. These forward-looking statements involve a number of risks, uncertainties and other factors that could cause actual results, opportunities and growth potential to differ materially from those suggested by the forward-looking statements. These risks and uncertainties include, but are not limited to, risks with respect to API and Formulation businesses.

Kopran may alter, modify, or otherwise change in any manner, the content of this presentation, without obligation to notify any person of such revision or changes. This presentation cannot be copied and disseminated in any manner.

PERFORMANCE

- **Financial Highlights**
- **Operational Performance**
- **API**
- **Formulation**

FINANCIAL HIGHLIGHTS

Consolidated (Rs. in Lakhs)



PARTICULARS	Q-4 2025-26	Q-3 2025-26	Q-4 2024-25	FY 2025-26
Revenue from Operations	23,402	19,428	17,236	68,142
EBITDA*	4,057	2,023	1,400	7,790
Finance Costs	317	267	277	1047
Forex Gain/Loss	-763	-247	309	-1595
Depreciation	452	442	387	1,747
Tax Expenses	648	140	403	863
Net Profit	1,887	934	968	2,573
Comprehensive Income	1991	915	868	2625
EBITDA Margin	17.34%	10.42%	8.12%	11.43%

Highest ever Quarterly Revenue & EBITDA

* EBITDA excluding other income and forex losses

OPERATIONAL PERFORMANCE



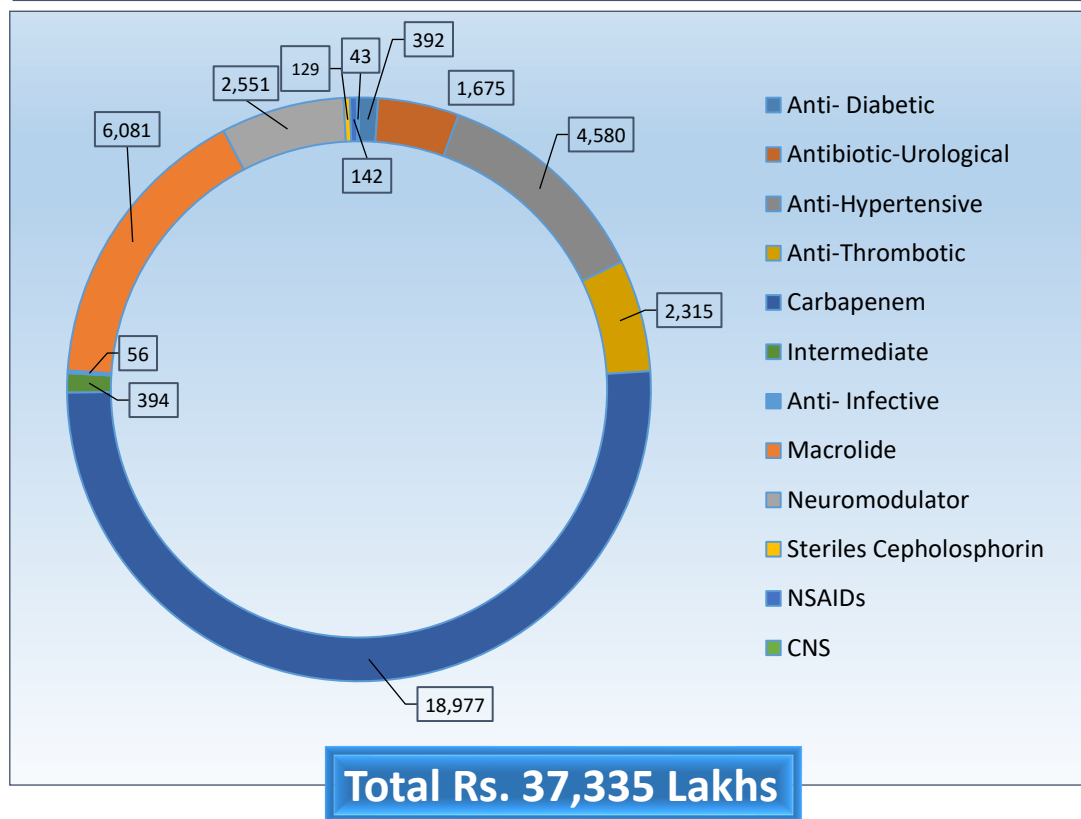


Kopran

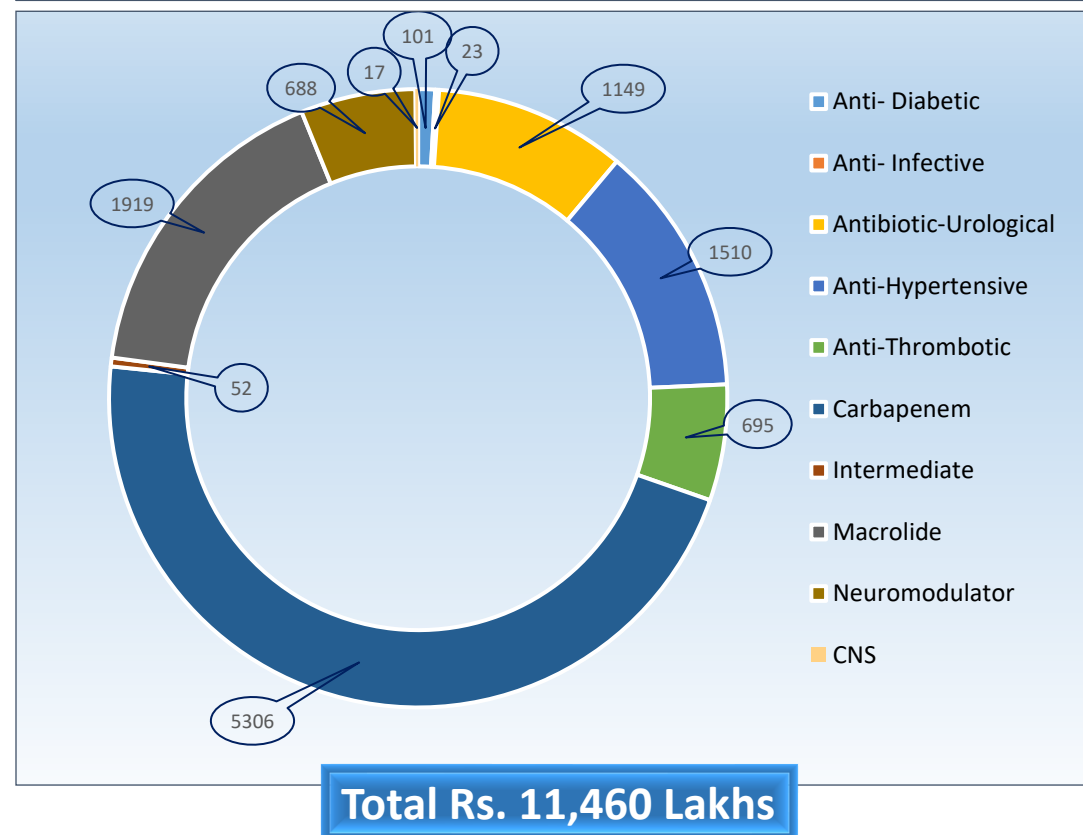
APIs OPERATIONAL HIGHLIGHTS

SEGMENT-WISE REVENUE MIX

FY 2025-26 (Rs. in Lakhs)



Q4 - FY 2025-26 (Rs. in Lakhs)



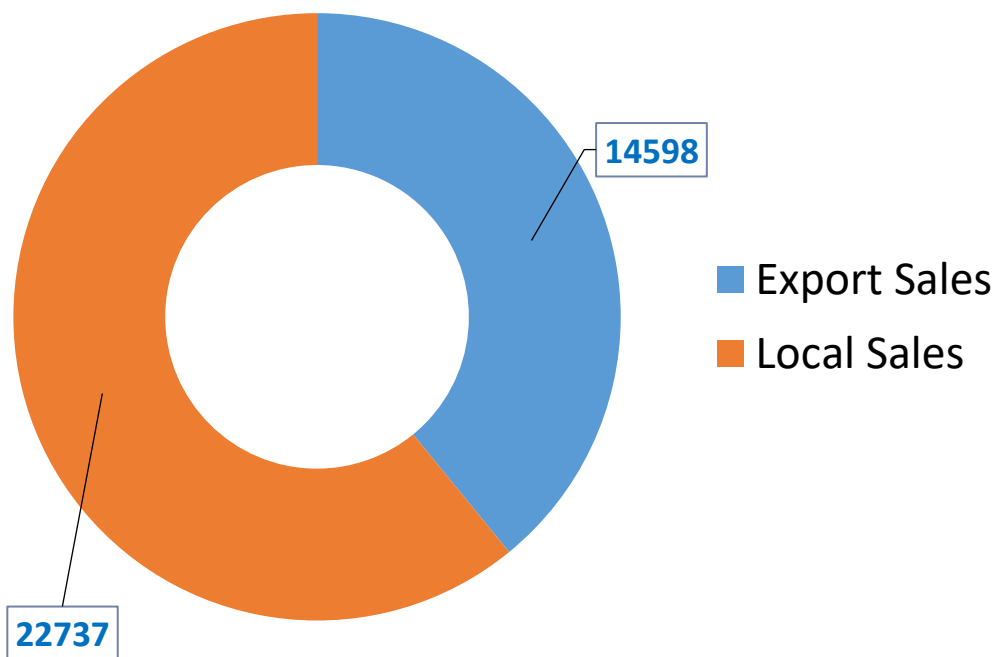


Kopran

APIs

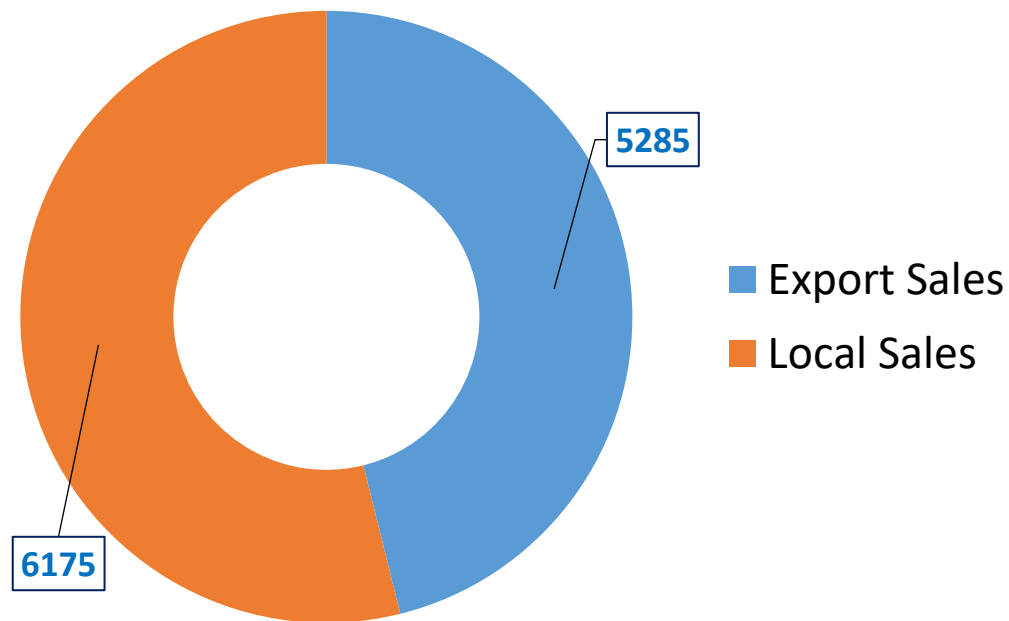
OPERATIONAL HIGHLIGHTS
MARKET-WISE REVENUE MIX

FY 2025-26 (Rs. in Lakhs)



Total Rs. 37,335 Lakhs

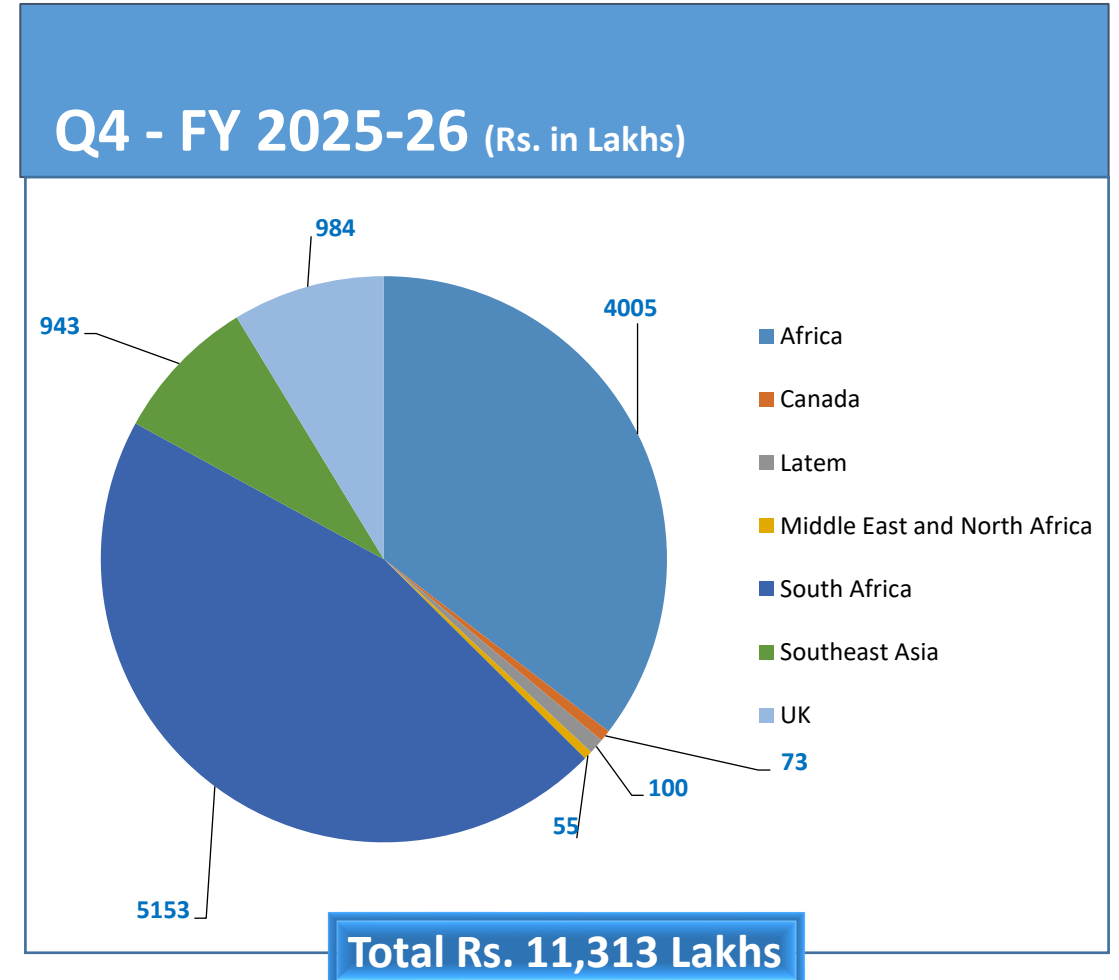
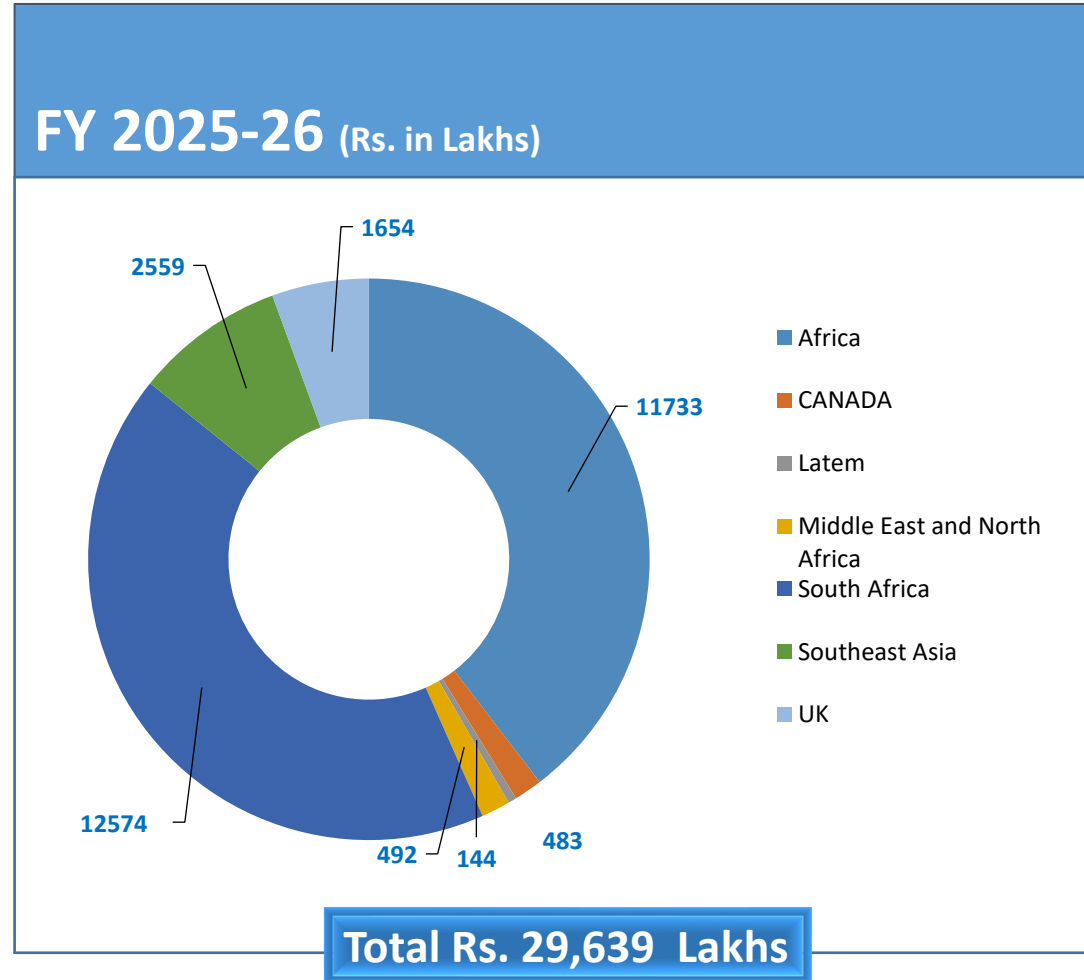
Q4 - FY 2025-26 (Rs. in Lakhs)



Total Rs. 11,460 Lakhs

Formulations OPERATIONAL HIGHLIGHTS

REGION-WISE SALES BREAK-UP

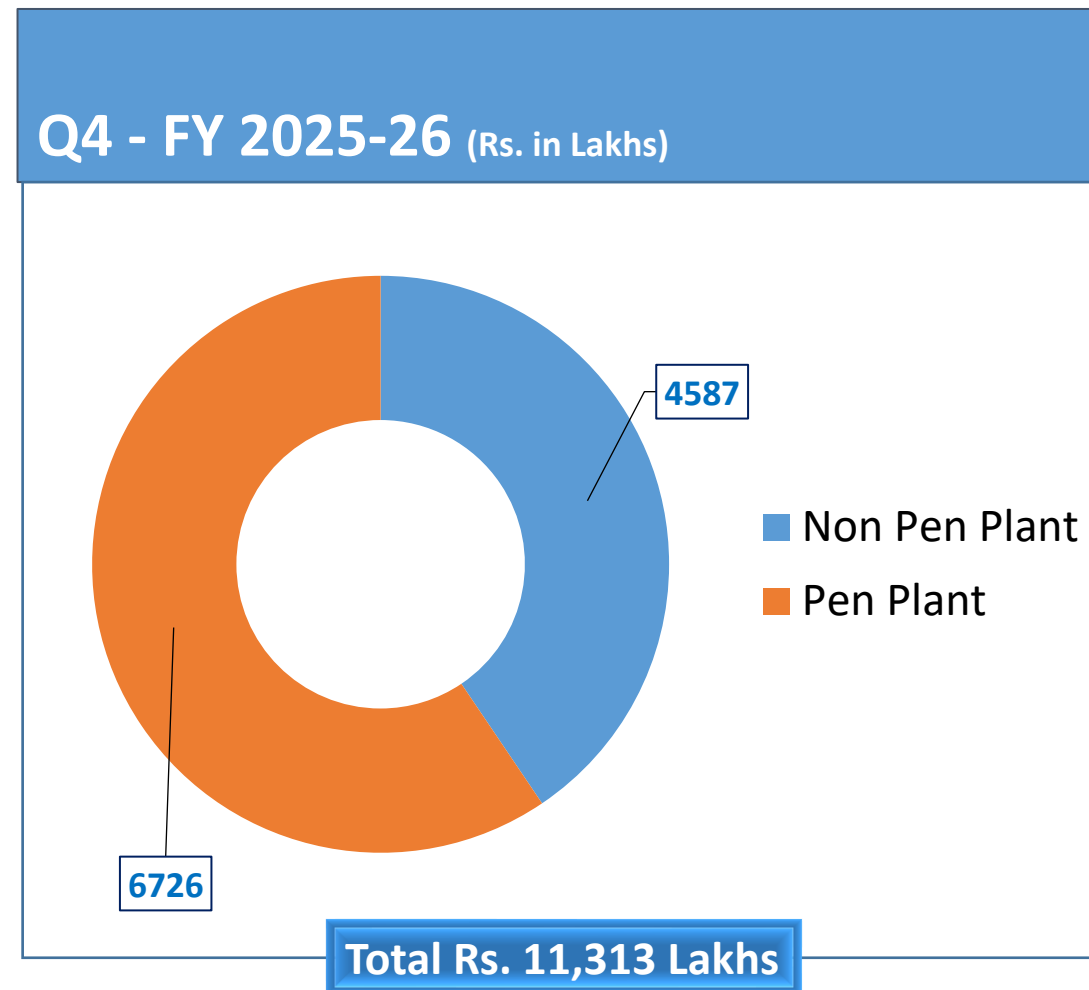
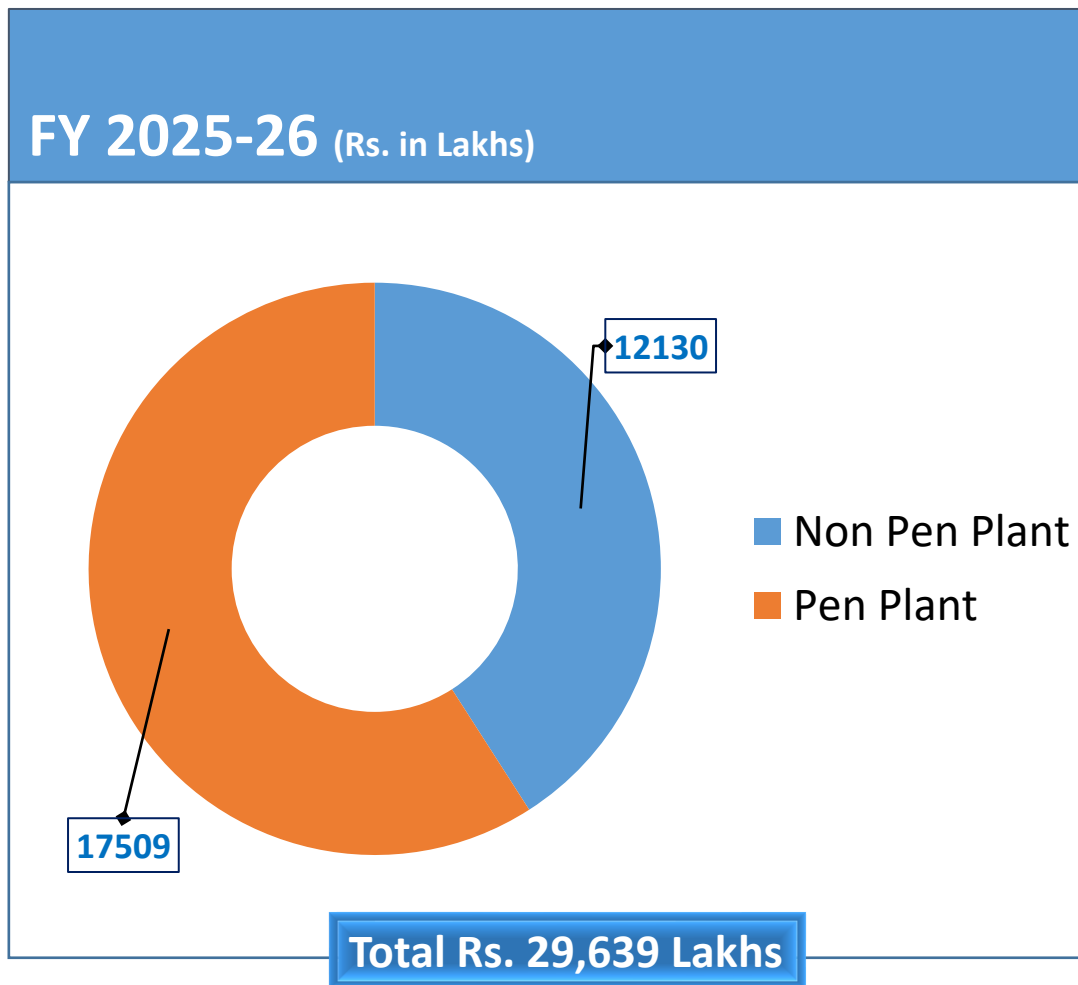




Kopran

Formulations

OPERATIONAL HIGHLIGHTS
PRODUCT-WISE REVENUE MIX





Kopran

Company Overview

- **About Us**
- **Business Overview – API**
- **Business Overview – Formulations**
- **Driving Sustainable Growth**



An integrated Pharmaceutical Company, committed to supplying International Quality Formulations and Active Pharmaceutical Ingredients (APIs) globally.

State-of-the-art manufacturing facilities and products with various accreditations and approvals by major global regulatory authorities.

The formulations vertical is operated through Kopran Limited.

The API vertical is being operated under Kopran Research Laboratories Ltd. (KRL), a wholly owned subsidiary of Kopran Limited

50+
Nations - Export Reach

**Technology-focused
Company**

**Serving Regulated and
Non-Regulated
Markets**



2
State-of-the-art
Manufacturing
Facilities

* Our presence across two major verticals in the pharmaceutical value chain



API VERTICAL

- ❖ Development, manufacturing and sale of diverse APIs and Advanced Intermediates
- ❖ One of the leaders in Atenolol
- ❖ One of the major players in Sterile Carbapenems
- ❖ World-class facility and quality systems
- ❖ Catering export and domestic market

DEDICATED AND VERSATILE FACILITIES FOR

- ❖ Atenolol
- ❖ Cephalosporins - Non-Sterile & Sterile
- ❖ Macrolides
- ❖ Granules
- ❖ Sterile Carbapenems
- ❖ Multipurpose plants
- ❖ Pilot plants

PRODUCT SEGMENT

- ❖ Anti-hypertensive
- ❖ Macrolide
- ❖ Neuromodulator
- ❖ Urological
- ❖ Anti-infective/Anti-acne
- ❖ Sterile Carbapenem
- ❖ Sterile Cephalosporin
- ❖ Anti-thrombotic
- ❖ Intermediate
- ❖ Anti-Diabetic
- ❖ Cardiology
- ❖ NSAIDs
- ❖ Anti Lipid

FACILITY

Located at
MIDC Mahad,
Maharashtra

11,900 sq. mts.
built-up area

26

Products commercialised



PRODUCT SEGMENTS

PENICILLIN-BASED FINISHED ORAL DOSAGE FORMS

- ❖ Anti-infective
- ❖ Amoxicillin
- ❖ Ampicillin
- ❖ Cloxacillin
- ❖ Amoxy Clauv

NON-PENICILLIN BASED FINISHED ORAL DOSAGE FORMS

- ❖ Macrolides
- ❖ Anti-hypertensive
- ❖ Cardiovascular
- ❖ Anti-helmentics
- ❖ Anti-histamine
- ❖ EDS
- ❖ Anti-diabetic
- ❖ CNS
- ❖ Pain Management
- ❖ Gastroenterology

FORMULATIONS VERTICAL

- ❖ Development and manufacturing of oral solid dosages and dry powder formulations for both Penicillin- and Non-Penicillin-based drugs
- ❖ Catering 100% export markets of both Regulated and Non-Regulated markets
- ❖ Manufacturers of more than 100 dosages meeting the standards of international markets which includes Tablets, Capsules, Dry Powder and Suspension

DEDICATED FACILITIES

- ❖ Penicillin-based finished oral dosage forms
- ❖ Non-Penicillin-based finished oral dosage forms

FACILITY

Located at
Khopoli,
Maharashtra

11,432 sq. mts.
built-up area



GROWTH AND SUSTAINABILITY

- ❖ Focus on R&D to develop niche, high-value/high-volume APIs and intermediates
- ❖ Capacity expansion
- ❖ Compliance with Global Regulatory standards
- ❖ Synergies between APIs and formulations
- ❖ API and R&D facility at Panoli (Gujarat)

BALANCE PROFITABILITY & INVESTMENT FOR FUTURE

- ❖ Prudent capital allocation
- ❖ Increase asset to turnover ratio

COST LEADERSHIP

- ❖ Development of intermediates for APIs
- ❖ Reducing dependence on China to move towards self sufficiency
- ❖ Optimising operational cost
- ❖ Process improvements: Improving yields of existing products
- ❖ Automisation of packing lines in formulations

BUSINESS DEVELOPMENT

- ❖ Leveraging customer base for new products
- ❖ New customers and newer geographies
- ❖ New regulatory filings and registrations

OFFERING BEST-IN-CLASS QUALITY THROUGH STRICT COMPLIANCE

FORMULATIONS ACCREDITATIONS

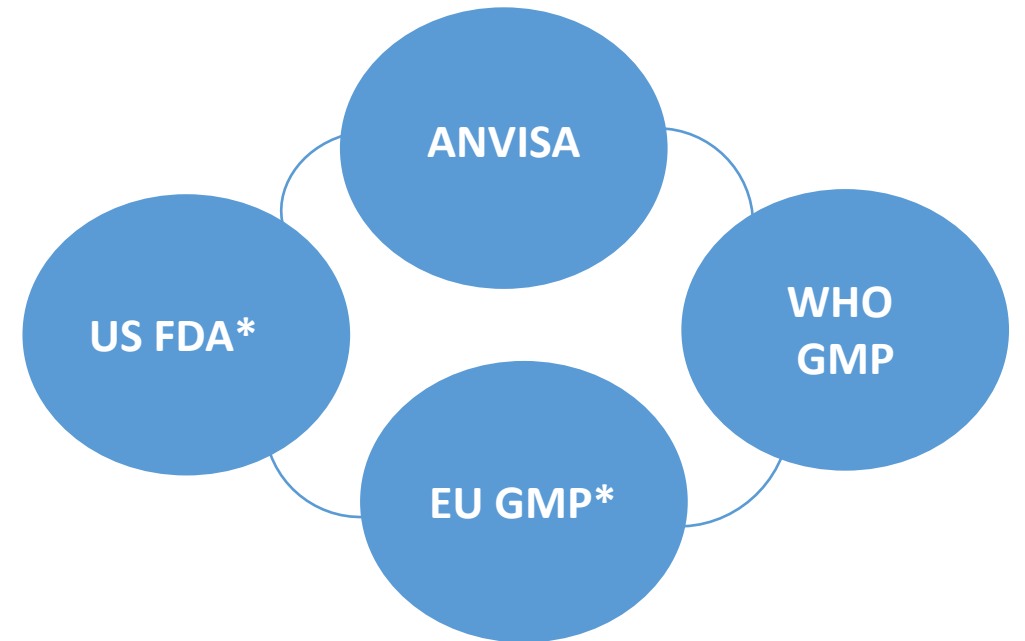
Approved by 15 countries including MHRA (UK), SAPHRA South Africa (formerly MCC), MMA Malta (EU GMP), Health Canada (Canada), FDA Philippines, DAV Vietnam, FDA Thailand, TMDA Tanzania (formerly TFDA), NDA Uganda, PPB Kenya, EFDA Ethiopia, MCAZ Zimbabwe, MOH Oman, MOH Iraq, MOH Yemen



The Company maintains highest global regulatory standards of manufacturing and quality at its all plants

API ACCREDITATIONS

The plant has been approved by



*Except sterile facility

MERGER UPDATE



The Board of Directors of Kopran Limited and Kopran Laboratories Limited in their Board Meetings held on 20th March, 2025 and subsequently on 8th August, 2025 have subject to the approval of Stock Exchanges, shareholders, National Company Law Tribunal (NCLT) and other relevant Authorities, proposed and approved a Scheme of Amalgamation (Merger by absorption) between Kopran Laboratories Limited the Transferor Company and Kopran Limited the Transferee Company and their respective shareholders. The Appointed Date is 1st January, 2025.

The Company has received “NO Adverse Observation /observation letter” for the proposed Scheme of amalgamation from BSE Limited and National Stock Exchange of India Limited (NSE) where the shares of the Company are listed.

The Hon’ble National Company Law Tribunal (NCLT) Mumbai Bench, Mumbai vide its Order 9th April, 2026 have admitted the Application and issued various directions including convening the meetings of Equity Shareholders and Creditors.

The meeting as per the NCLT directions will be held on Wednesday the 3rd June, 2026.

The effect of the Scheme will be given in the books of accounts only after the Hon’ble NCLT Mumbai Bench sanctions the Scheme of Amalgamation.

Summary of Financial Information of Kopran Laboratories Ltd. * (Rs. in Lakhs)

PARTICULARS	Latest Stub Period December 31, 2025	March 2025	March 2024
Share Capital	530	530	150
Net Worth	9,404	8,081	5,643
Revenue	8,544	10,804	10,240
EBIDTA	2,251	3,412	2,966
Net Profit after tax	1,323	2,043	1,793

* Source prospectus filed by Kopran Laboratories Ltd.

FINANCIAL PERFORMANCE



Kopran

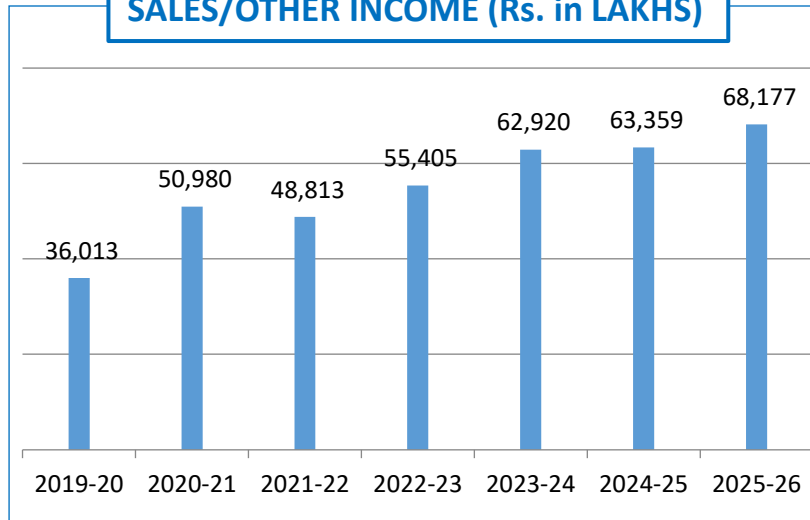


FINANCIAL HIGHLIGHTS SNAPSHOT

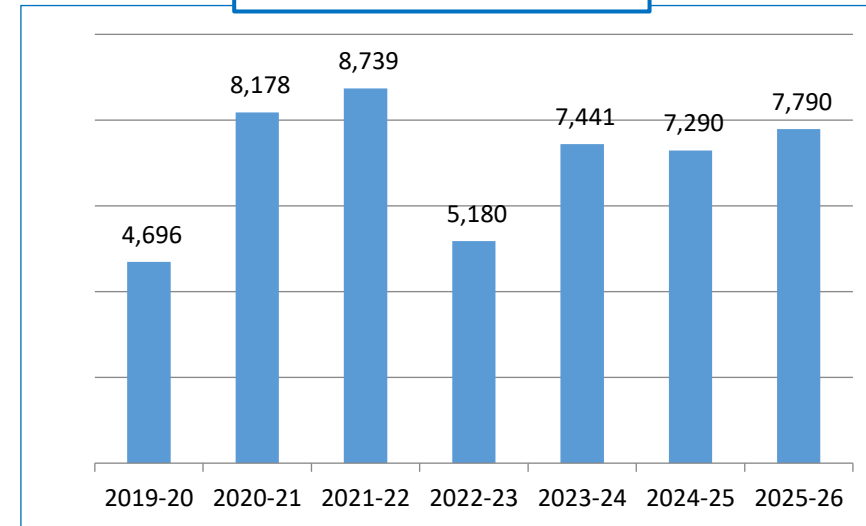


Kopran

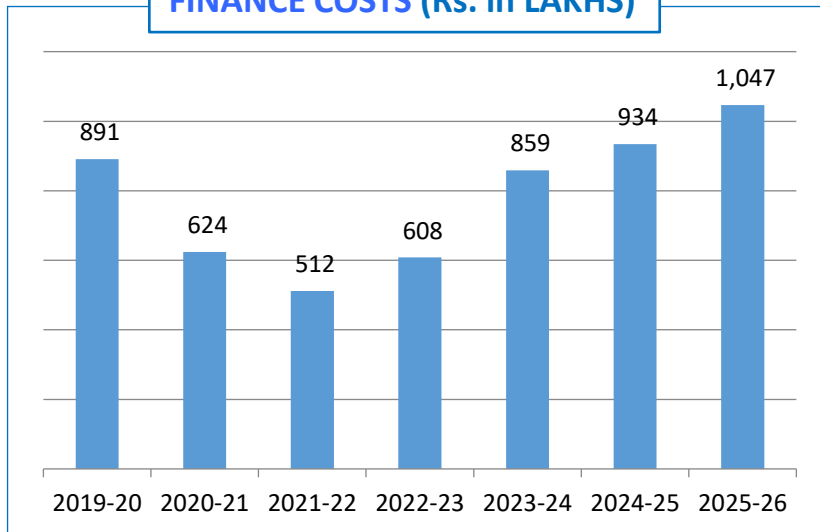
SALES/OTHER INCOME (Rs. in LAKHS)



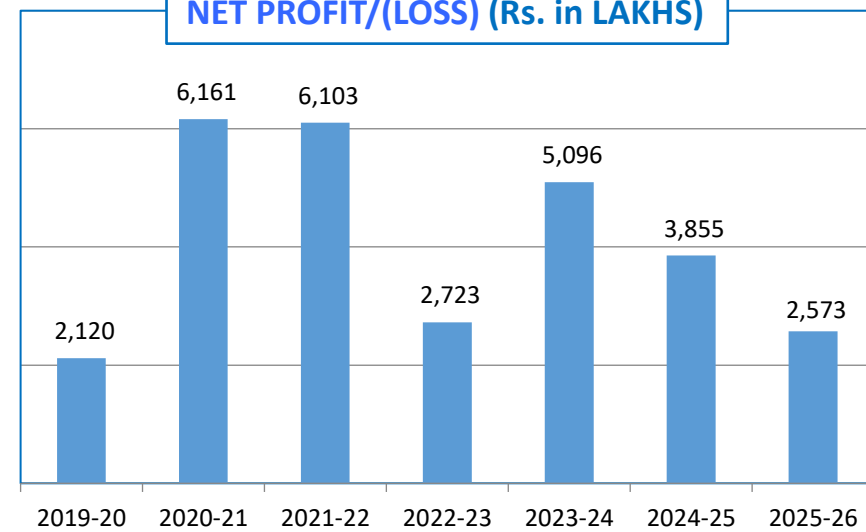
EBITDA * (Rs. in LAKHS)



FINANCE COSTS (Rs. in LAKHS)

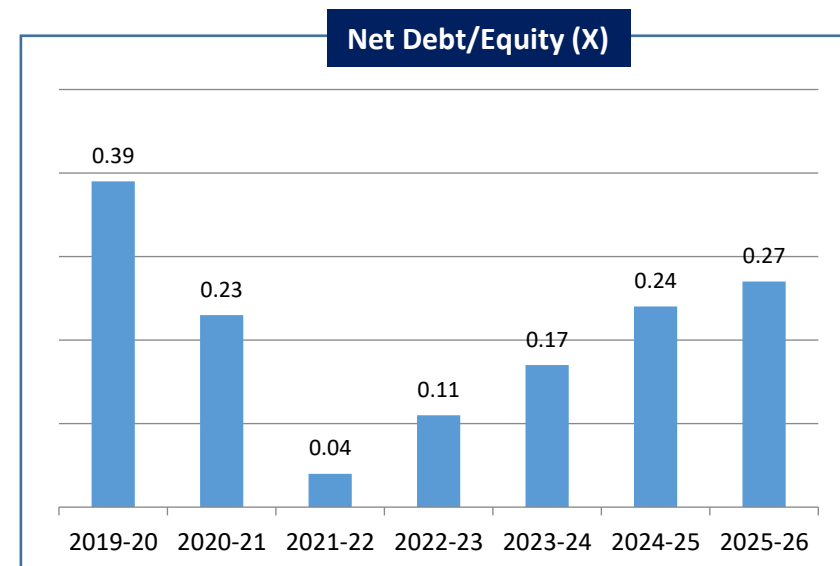
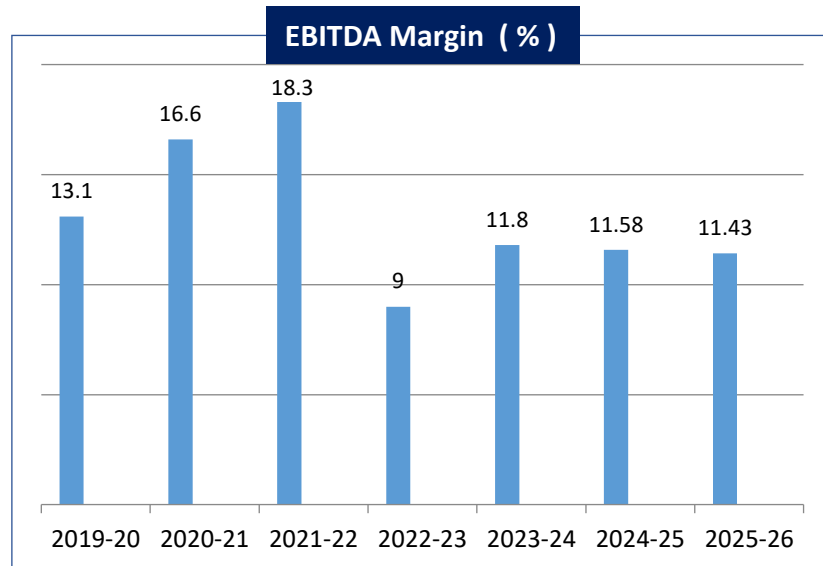
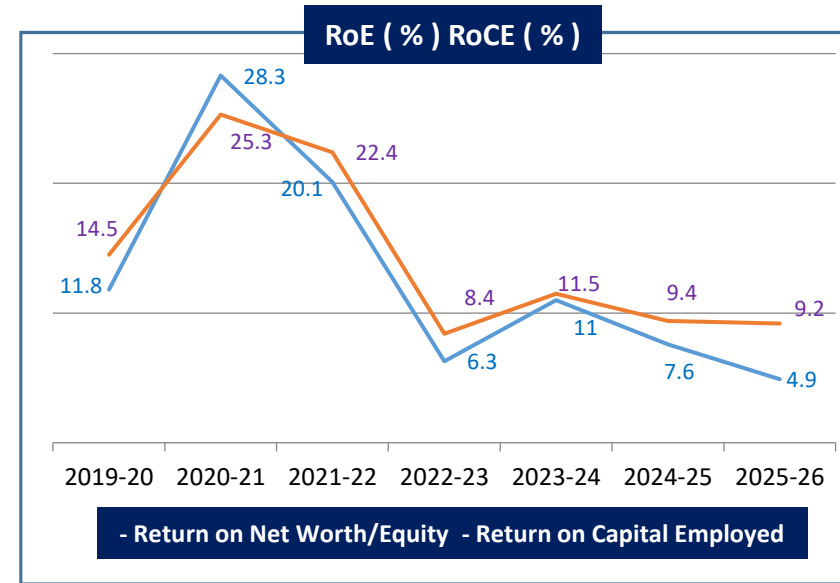
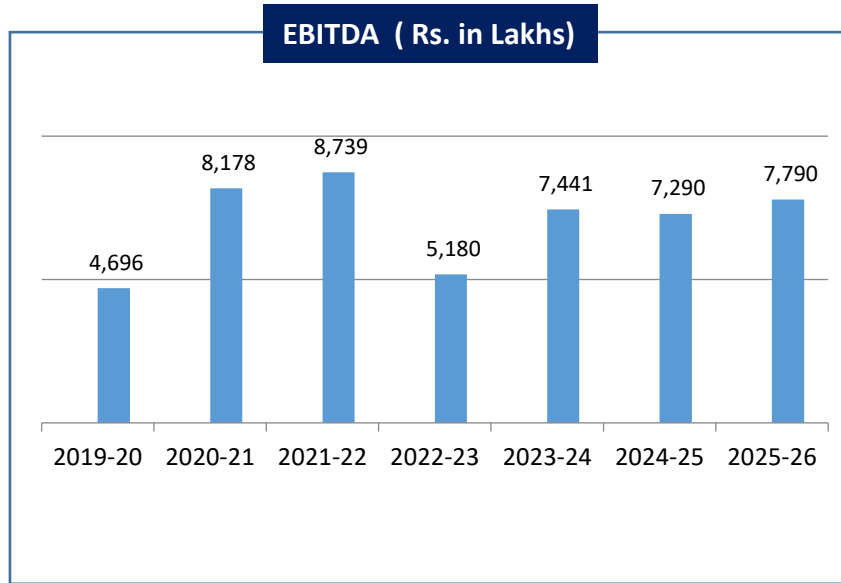


NET PROFIT/(LOSS) (Rs. in LAKHS)



* Note: EBITDA excluding other Income & Forex Losses

FINANCIAL HIGHLIGHTS BUILDING SHAREHOLDER VALUE YEAR ON YEAR



CONSOLIDATED FINANCIAL HIGHLIGHTS (Rs. in Lakhs)



PARTICULARS	FY 2025-26	FY 2024-25	FY 2023-24	FY 2022-23	FY 2021-22	FY 2020-21	FY 2019-20
Equity Share Capital	4,829	4,829	4,821	4,821	4,821	4,325	4,325
Other Equity	48,199	47,006	44,303	39,104	37,796	20,178	14,643
Net Worth	53,028	51,835	49,125	43,925	42,617	24,503	18,968
Fixed Assets(net)	37,124	32,160	27,830	23,457	18,623	15,508	14,139
Borrowings	15,269	14,779	9,923	7,524	7,248	6,429	7,806
Sales/Other Income	68,177	63,359	62,920	55,405	48,813	50,980	36,013
EBIDTA	7,790	7,290	7,441	5,180	8,739	8,178	4,696
Finance Costs	1,047	934	859	608	512	624	891
Depreciation	1,747	1,559	1,289	1,271	1,110	1,019	958
Tax Expenses	863	1,340	1,659	376	2,075	2,173	726
Net Profit/(loss)	2573	3,855	5,096	2,723	6,103	6,161	2,120
Earning per share (Rs.)	5.33	7.99	10.57	5.65	13.77	14.24	4.86

Note: EBITDA excluding other income & Forex Losses

GOVERNANCE BOARD OF DIRECTORS



MR. SURENDRA SOMANI
CHAIRMAN & MANAGING DIRECTOR



MR. VARUN SURENDRA SOMANI
DIRECTOR



MRS. NAMRATA SOMANI
DIRECTOR



MR. CHANDRESH GANDHI
INDEPENDENT DIRECTOR



MRS. MAMTA BIYANI
INDEPENDENT DIRECTOR



MR. NARAYAN ATAL
INDEPENDENT DIRECTOR

CONTACT US



ABOUT KOPRAN LIMITED:

Kopran Limited is an integrated Pharmaceutical Company, committed to manufacturing and supplying International Quality Formulations and APIs worldwide. Kopran's manufacturing facilities and products have accreditations across all the continents. Research & Development for New Products and Processes for both Formulations & APIs form the strategy of Kopran's growth.

REGISTERED OFFICE:

Parijat House, 1076, Dr. E. Moses Road,
Worli, Mumbai – 400 018,
Maharashtra (India)
Corporate Identification No.:
L24230MH1958PLC011078

For more information about
us, please visit
www.kopran.com
or contact:
Name: Sunil Sodhani
Tel.: +91 8692991999
Email: sunil@kopran.com