



## KNR Constructions Limited

Dated 14<sup>th</sup> November 2015

Ref: KNRCL/SD/2015/95 & 96

To  
Dept. of Corporate Services,  
Bombay Stock Exchange Limited  
P J Towers, Dalal Street,  
Fort, MUMBAI - 400001

To  
National Stock Exchange of India Limited  
"Exchange Plaza",  
Bandra Kurla Complex,  
Bandra (E), MUMBAI - 400051

Fax: +91 - 22- 2272 2037 / 39 / 41  
+91 22 2272 3121 / 3719 / 1557

Fax: +91- 22- 6641 8124 / 25 / 26  
+91 22 2659 8237 / 38 ,  
+91 22 2659 8347 / 48

Sir,

Sub: - Proceedings of the Board Meeting


Ref:-KNR Constructions Limited, BSE Code: 532942,  
NSE Symbol: KNRCON

With reference to the above, we wish to inform you that in the just concluded Meeting of the Board of Directors of the Company, inter-alia following items were resolved:-

1. considered and approved the Un-audited Financial Results (Standalone) for the Quarter / Half Year ended 30<sup>th</sup> September 2015
2. authorisation for Postal Ballot for reappointment of Shri K Narasimha Reddy as Managing Directors and Shri K Jalandhar Reddy as Executive Director for another term of 5 years (w.e.f 01.04.2016 to 31.03.2021)
3. appointment of Scrutinizer for postal ballot

This is for your information and records.

Yours sincerely,  
for KNR Constructions Limited



M. V. VENKATA RAO  
Company Secretary

# KNR CONSTRUCTIONS LIMITED

Regd. Office: C-125, Anand Niketan, New Delhi - 110021  
Corp. Office: KNR House, 3rd & 4th Floor, Plot No: 114, Phase-I, Kavuri Hills, Hyderabad - 500 033  
Ph: 040 -40268759 / 61 /62 Fax: 040-40268760  
CIN: L74210DL1995PLC238364

## FINANCIAL RESULTS FOR THE HALF YEAR ENDED 30TH SEPTEMBER, 2015

(Rupees In Lakhs)

Sl. No.	PARTICULARS	STANDALONE					
		THREE MONTHS ENDED			HALF YEAR ENDED		YEAR ENDED
		30-09-15	30-06-15	30-09-14	30-09-15	30-09-14	31-03-15
		Un-Audited	Un-Audited	Un-Audited	Un-Audited	Audited	Audited
No. of Months		3	3	3	3	3	12
PART I							
1.	INCOME FROM OPERATIONS						
	a) Net sales / income from operations (net of excise duty)	23,497.33	18,197.43	17,394.32	41,694.76	41,540.09	93,085.52
	Less: Company's Share in Joint Ventures	2,230.76	734.19	372.91	2,964.95	875.11	5,483.22
	Net Sales/ Income From Operations	21,266.57	17,463.24	17,021.41	38,729.81	40,664.98	87,602.30
	b) Other Operating Income	427.52	(342.23)	21.05	85.29	25.48	10.81
	TOTAL INCOME FROM OPERATIONS (NET)	21,694.09	17,121.01	17,042.46	38,815.10	40,690.46	87,613.11
2.	EXPENSES						
	a) Cost of materials consumed	6,615.07	8,394.45	5,815.15	15,009.52	15,158.54	33,699.91
	b) Changes in inventories of finished goods, Stock in Progress	-	-	-	-	-	-
	c) Employee benefits expense	1,154.20	983.83	889.42	2,138.03	1,742.02	3,807.59
	d) Depreciation and amortization expense	1,078.43	1,054.41	1,323.33	2,132.84	2,859.30	5,495.58
	e) Other expenses	2,215.40	1,857.36	1,835.13	4,072.76	4,252.03	11,535.96
	f) Spreading & Assortment Expenses	2,724.67	1,858.98	1,996.52	4,583.65	4,827.88	9,893.29
	g) Sub contract Expenses	5,070.67	1,569.46	3,469.98	6,640.13	8,568.27	16,062.09
	TOTAL EXPENSES	18,858.44	15,718.49	15,329.53	34,576.93	37,408.04	80,404.42
3.	PROFIT / (LOSS) FROM OPERATIONS BEFORE OTHER INCOME, FINANCE COSTS AND EXCEPTIONAL ITEMS ( 1-2)	2,835.65	1,402.52	1,712.93	4,238.17	3,282.42	7,208.69
4.	OTHER INCOME	790.30	558.72	219.64	1,349.02	504.75	1,245.70
5.	PROFIT / (LOSS) FROM ORDINARY ACTIVITIES BEFORE FINANCE COSTS AND EXCEPTIONAL ITEMS (3+4)	3,625.95	1,961.24	1,932.57	5,587.19	3,787.17	8,454.39
6.	FINANCE COSTS	344.80	253.46	323.43	598.26	620.82	1,224.30
7.	PROFIT / (LOSS) FROM ORDINARY ACTIVITIES AFTER FINANCE COSTS BUT BEFORE EXCEPTIONAL ITEMS (5-6)	3,281.15	1,707.78	1,609.14	4,988.93	3,166.35	7,230.09
8.	EXCEPTIONAL ITEMS	-	-	-	-	-	-
9.	PROFIT / (LOSS) FROM ORDINARY ACTIVITIES BEFORE TAX (7-8)	3,281.15	1,707.78	1,609.14	4,988.93	3,166.35	7,230.09
10.	TAX EXPENSE						
	Current Tax	476.43	317.28	191.62	793.71	412.84	1,028.86
	Prior Period Taxes	(2,553.91)	-	119.14	(2,553.91)	119.14	112.10
	Deferred Tax	(176.96)	(110.84)	(96.39)	(287.80)	(739.97)	(1,212.11)
11.	PROFIT / (LOSS) FROM ORDINARY ACTIVITIES AFTER TAX (9-10)	5,535.59	1,501.34	1,394.77	7,036.93	3,374.34	7,301.24
12.	EXTRAORDINARY ITEMS (NET OF TAX EXPENSE .....)	-	-	-	-	-	-
13.	NET PROFIT / (LOSS) FOR THE PERIOD (11-12)	5,535.59	1,501.34	1,394.77	7,036.93	3,374.34	7,301.24
14.	SHARE OF PROFIT / (LOSS) OF ASSOCIATES	-	-	-	-	-	-
15.	MINORITY INTEREST	-	-	-	-	-	-
16.	ADD / (LESS) PRIOR YEAR SHARE OF PROFIT FROM ASSOCIATES	-	-	-	-	-	-
17.	NET PROFIT / (LOSS) AFTER TAXES, MINORITY INTEREST AND SHARE OF PROFIT / (LOSS) OF ASSOCIATES (13+14+15)	5,535.59	1,501.34	1,394.77	7,036.93	3,374.34	7,301.24
18.	PAID UP EQUITY SHARE CAPITAL (FACE VALUE RS.10 PER SHARE)	2,812.35	2,812.35	2,812.35	2,812.35	2,812.35	2,812.35
19.	RESERVES EXCLUDING REVALUATION RESERVES						54,108.20
20.1.	EARNINGS PER SHARE (BEFORE EXTRAORDINARY ITEMS)						
	Basic and Diluted	19.68*	5.34*	4.96*	25.02*	12*	25.96
	* Not Annualized						
20.2.	EARNINGS PER SHARE (AFTER EXTRAORDINARY ITEMS)						
	Basic and Diluted	19.68*	5.34*	4.96*	25.02*	12*	25.96
	* Not Annualized						

*KNR Reddy*



## PART II

A PARTICULARS OF SHAREHOLDING						
1.	PUBLIC SHAREHOLDING					
	- Number of Shares	11,037,319	11,007,319	9,198,219	11,037,319	9,698,219
	- Percentage of Shareholding	39.25%	39.14%	32.71%	39.25%	34.48%
2.	PROMOTERS AND PROMOTER GROUP SHAREHOLDING					
a)	Pledged / Encumbered					
	- Number of Shares	-	-	-	-	-
	- Percentage of Shares (Total Shareholding of Promoter & Promoter Group)	-	-	-	-	-
	- Percentage of Shares (Total Share Capital of the Company)	-	-	-	-	-
b)	Non-Encumbered					
	- Number of Shares	17,086,141	17,116,141	18,925,241	17,086,141	18,925,241
	- Percentage of Shares (Total Shareholding of Promoter & Promoter Group)	100.00%	100.00%	100.00%	100.00%	100.00%
	- Percentage of Shares (Total Share Capital of the Company)	60.75%	60.86%	67.29%	60.75%	65.52%

PARTICULARS		3 months ended 30-09-15				
B	INVESTOR COMPLAINTS					
	Pending at the beginning of the quarter.	Nil				
	Complaints received during the quarter and quarter ended 30-09-2015.	Nil				
	Disposed of during the quarter.	Nil				
	Remaining unresolved at the end of the quarter.	Nil				

## Notes:

1. The above results have been reviewed by the Audit Committee and taken on record by the Board of Directors in their meeting held on 14-11-2015
2. The company is engaged in only one reportable segment viz. "Construction and Engineering" and at single geographical area namely India.
3. The figures have been regrouped and/or rearranged wherever considered necessary.
4. Other income includes interest of Rs. 582.75 lakhs on Income Tax refunds of prior years
5. Prior period taxes includes Income Tax refund of Rs. 2584.12 lakhs pertaining to prior years.
6. The statutory auditors have conducted a limited review of the above results.

For KNR Constructions Ltd.,

Place: Hyderabad

Date : 14-11-2015



*K. Narasimha Reddy*  
K. Narasimha Reddy  
Managing Director

# KNR CONSTRUCTIONS LIMITED

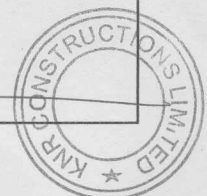
STATEMENT OF ASSETS AND LIABILITIES AS ON 30th SEPTEMBER, 2015

(Rupees In Lakhs)

PARTICULARS	STANDALONE		
	As at 30-09-2015	As at 30-09-2014	As at 31-03-2015
<b>A EQUITY AND LIABILITIES</b>			
<b>1) Shareholders' Funds</b>			
a) Share Capital	2,812.35	2,812.35	2,812.35
b) Reserves and Surplus	61,146.78	50,520.61	54,108.20
c) Money received against share warrants	-	-	-
<b>Sub-total - Shareholders' funds</b>	<b>63,959.13</b>	<b>53,332.96</b>	<b>56,920.55</b>
<b>2) Share Application Money Pending Allotment</b>	-	-	-
<b>3) Minority Interest</b>	-	-	-
<b>4) Non - Current Liabilities</b>			
a) Long-term borrowings	516.48	106.50	16.37
b) Deferred tax liabilities (net)	-	-	-
c) Other Long term Liabilities	9,402.51	9,132.34	6,713.26
d) Long-term Provisions	210.18	123.21	171.82
<b>Sub-total - Non- Current Liabilities</b>	<b>10,129.17</b>	<b>9,362.05</b>	<b>6,901.45</b>
<b>5) Current Liabilities</b>			
a) Short-term borrowings	5,288.02	6,029.01	8,804.61
b) Trade Payables	6,828.23	5,564.25	7,050.51
c) Other Current Liabilities	11,183.54	17,858.38	17,749.77
d) Short-term Provisions	4,013.86	5,283.44	2,919.11
<b>Sub-total - Current Liabilities</b>	<b>27,313.65</b>	<b>34,735.08</b>	<b>36,524.00</b>
<b>TOTAL EQUITY AND LIABILITIES</b>	<b>101,401.95</b>	<b>97,430.09</b>	<b>100,346.00</b>
<b>B ASSETS</b>			
<b>1) Non-Current Assets</b>			
a) Fixed Assets	23,433.10	23,073.01	22,690.54
b) Goodwill on consolidation	-	-	-
c) Non-current Investments	2,279.80	2,465.47	2,276.63
d) Deferred Tax Assets (net)	2,679.65	1,919.72	2,391.86
e) Long-term loans and advances	19,908.07	16,602.25	17,859.18
f) Other non-current assets	6,715.97	8,061.54	7,322.23
<b>Sub-total - Non-current Assets</b>	<b>55,016.59</b>	<b>52,121.99</b>	<b>52,540.44</b>
<b>2) Current Assets</b>			
a) Current Investments	871.79	1,069.86	874.06
b) Inventories	2,914.60	3,641.47	3,590.59
c) Trade Receivables	7,833.81	8,637.80	17,650.15
d) Cash and Cash Equivalents	2,211.58	2,016.45	1,572.60
e) Short-term loans and advances	20,374.42	17,163.13	15,061.77
f) Other Current Assets	12,179.16	12,779.39	9,056.39
<b>Sub-total - Current Assets</b>	<b>46,385.36</b>	<b>45,308.10</b>	<b>47,805.56</b>
<b>TOTAL ASSETS</b>	<b>101,401.95</b>	<b>97,430.09</b>	<b>100,346.00</b>

Place: Hyderabad  
Date : 14-11-2015

*Kap Reddy*





# Sukumar Babu & Co.

CHARTERED ACCOUNTANT

513, 'B' Block, Aditya Enclave,  
Ameerpet, Hyderabad – 500038  
Phone: +91 40 23731173

To  
The Board of Directors,  
KNR Constructions Limited  
KNR House, 4<sup>th</sup> Floor,  
Plot No. 114, Phase – I,  
Kavuri Hills,  
Hyderabad – 500033


## LIMITED REVIEW REPORT

We have reviewed the accompanying statement of unaudited financial results of KNR Constructions Limited for the period ended 30<sup>th</sup> September 2015 except for the disclosures regarding 'Public Shareholding' and 'Promoter and Promoter Group Shareholding' which have been traced from disclosures made by the management and have not been audited by us. This statement is the responsibility of the Company's Management and has been approved by the Board of Directors. Our responsibility is to issue a report on these financial statements based on our review.

We conducted our review in accordance with the Standard on Review Engagement (SRE) 2400, *Engagements to Review Financial Statements* issued by the Institute of Chartered Accountants of India. This standard requires that we plan and perform the review to obtain moderate assurance as to whether the financial statements are free of material misstatement. A review is limited primarily to inquiries of company personnel and analytical procedures applied to financial data and thus provides less assurance than an audit. We have not performed an audit and accordingly, we do not express an audit opinion.

Based on our review conducted as above, nothing has come to our attention that causes us to believe that the accompanying statement of unaudited financial results prepared in accordance with applicable accounting standards and other recognised accounting practices and policies has not disclosed the information required to be disclosed in terms of Clause 41 of the Listing Agreement including the manner in which it is to be disclosed, or that it contains any material misstatement.

For Sukumar Babu & Co.,  
Chartered Accountants  
(Registration No. 004188S)

  
C SUKUMAR BABU  
(Partner)  
Membership No. 024293



Place: Hyderabad  
Date: 14.11.2015