KIRLOSKAR BROTHERS LIMITED
A Kirloskar Group Company

Manufacturing Pumps Since 1926
A Century Strong. Infinite Motion.

Kirloskar
Enriching Lives

SEC/ F:26

October 27, 2026

BSE Limited
Corporate Relationship Department,
2nd Floor, New Trading Ring,
Phiroze Jeejeebhoy Towers,
Dalal Street, Mumbai – 400 001.

(BSE Scrip Code – 500241)

National Stock Exchange of India Ltd.
5th Floor, Exchange Plaza,
Bandra (East),
Mumbai - 400 051.

(NSE Symbol - KIRLOSBROS)

Dear Sir/Madam,

Sub: Investor Presentation – Conference Call with Analysts scheduled on October 28, 2026

Ref: Regulation 30 read with Schedule III, Part A Para A of the SEBI (Listing Obligations and Disclosure Requirements) Regulations, 2015.

In terms of the subject referred regulations, please find the enclosed Investor Presentation in relation to the Unaudited Financial Results of the Company for the quarter and half-year ended on September 30, 2026.

Please note that the above will be uploaded on Company's website www.kirloskarpumps.com as well.

You are requested to take the same on your records.

Thanking you,

Yours faithfully,

For **KIRLOSKAR BROTHERS LIMITED**

Devang B Trivedi
Digitally signed by Devang B Trivedi
Date: 2026.10.27 18:39:31 +05'30'

Devang Trivedi
Company Secretary

Encl.: As above

KIRLOSKAR BROTHERS LIMITED

Enriching Lives

INVESTOR PRESENTATION

Q2 & H1FY27

A Kirloskar Group Company | Established 1888 | Pumps · Valves · Hydro Turbines

Safe Harbour

Manufacturing Pumps Since 1926
A Century Strong. Infinite Motion.

Enriching Lives

*This presentation and the accompanying slides (the "Presentation"), which have been prepared by **Kirloskar Brothers Limited** (the "Company"), have been prepared solely for information purposes and do not constitute any offer, recommendation or invitation to purchase or subscribe for any securities, and shall not form the basis or be relied on in connection with any contract or binding commitment whatsoever. No offering of securities of the Company will be made except by means of a statutory offering document containing detailed information about the Company.*

This Presentation has been prepared by the Company based on information and data which the Company considers reliable, but the Company makes no representation or warranty, express or implied, whatsoever, and no reliance shall be placed on the truth, accuracy, completeness, fairness and reasonableness of the contents of this Presentation. This Presentation may not be all inclusive and may not contain all of the information that you may consider material. Any liability in respect of the contents of or any omission from this Presentation is expressly excluded.

Certain matters discussed in this Presentation may contain statements regarding the Company's market opportunity and business prospects that are individually and collectively forward-looking statements. Such forward-looking statements are not guarantees of future performance and are subject to known and unknown risks, uncertainties and assumptions that are difficult to predict. These risks and uncertainties include, but are not limited to, the performance of the Indian economy and of the economies of various international markets, the performance of the industry in India and world-wide, competition, the company's ability to successfully implement its strategy, the Company's future levels of growth and expansion, technological implementation, changes and advancements, changes in revenue, income or cash flows, the Company's market preferences and its exposure to market risks, as well as other risks. The Company's actual results, levels of activity, performance or achievements could differ materially and adversely from results expressed in or implied by this Presentation. The Company assumes no obligation to update any forward-looking information contained in this Presentation. Any forward-looking statements and projections made by third parties included in this Presentation are not adopted by the Company and the Company is not responsible for such third party statements and projections.

A Century of Engineering Leadership

Legacy

- In 1926, KBL created history by manufacturing and installing India's first indigenous centrifugal pump
- 138 years of engineering excellence
- Trusted brand built on innovation and reliability

Scale

- Global leader in turbomachinery and fluid management
- Diverse product portfolio serving multiple industries
- Strong presence across domestic and international markets

Impact

- Enabling irrigation, water supply and industrial growth
- Supporting critical infrastructure and energy projects
- Improving lives through sustainable engineering solutions

Future

- Investing in technology and innovation
- Advancing sustainable and digital solutions
- Committed to powering possibilities for the next century

Q2 & H1FY27 Highlights

Q2 & H1FY27 Consolidated Highlights

Manufacturing Pumps Since 1926
A Century Strong. Infinite Motion.

Enriching Lives

Revenue (Rs. Mn)

Q2	Rs. 12,767	+24% YoY
H1	Rs. 23,816	+19% YoY

EBITDA (Rs. Mn)

Q2	Rs. 1,432 Margin 11.2%	+16% YoY
H1	Rs. 2,738 Margin 11.5%	+9% YoY

PAT (Rs. Mn)

Q2	Rs. 747 Margin 5.9%	+4% YoY
H1	Rs. 1,423 Margin 6.0%	+2% YoY

Consolidated Financial Trend

Manufacturing Pumps Since 1926
A Century Strong. Infinite Motion.

Kirloskar
Enriching Lives

Revenue (Rs. Mn.)

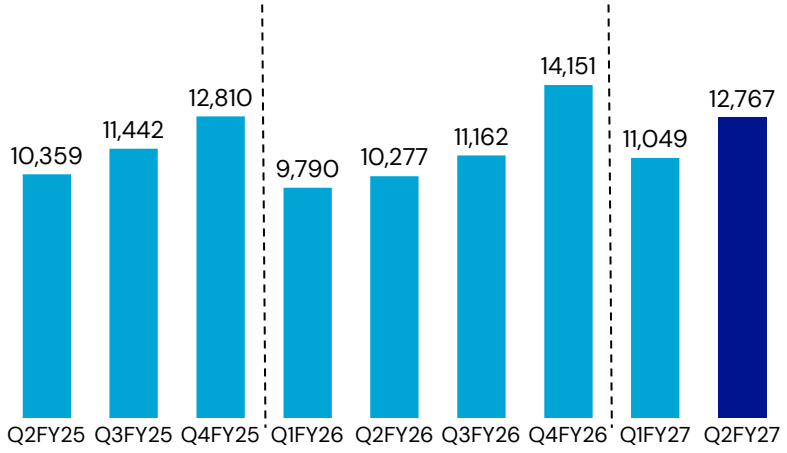

EBITDA Margin (%)

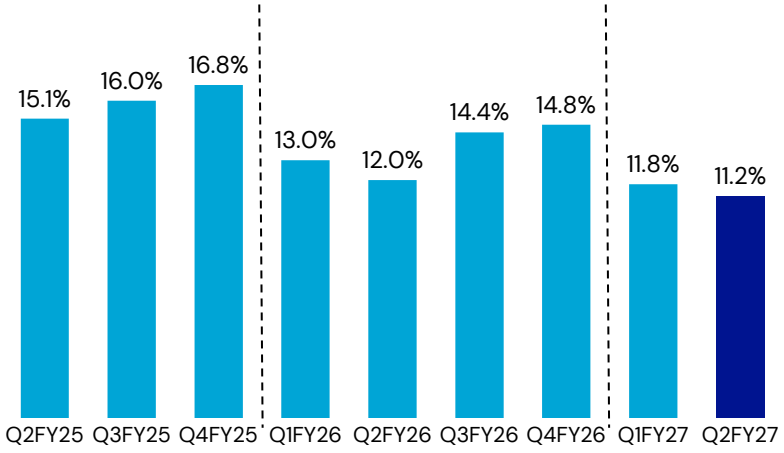

PAT Margin (%)

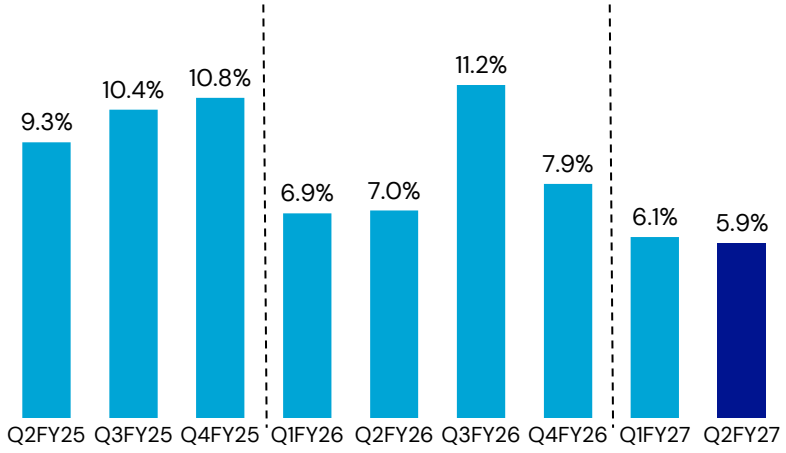

ROCE % (Annualised)

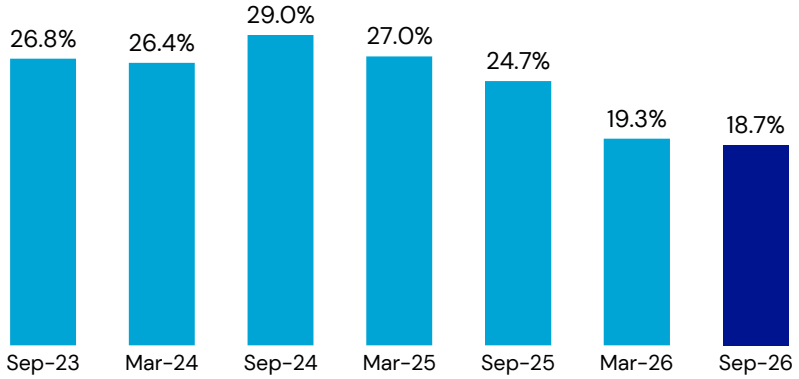

Investments* (Rs. Mn.)

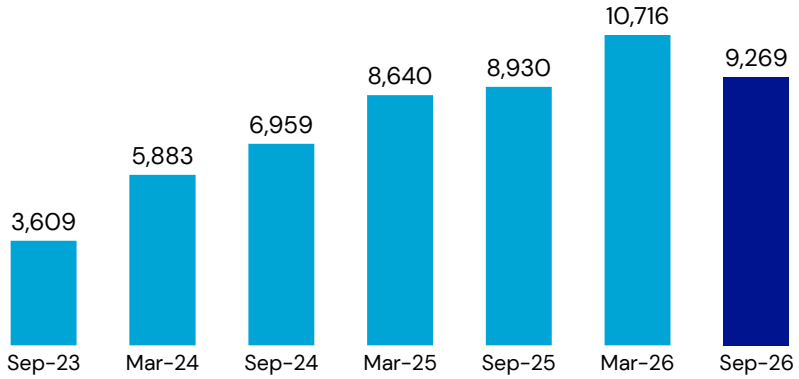

* Cash & cash equivalents, Current Investments and Long Term investments other than in group companies

Consolidated Profit & Loss Statement

Manufacturing Pumps Since 1926
A Century Strong. Infinite Motion.

Enriching Lives

Particulars (Rs. Mn)	Q2FY27	Q2FY26	YoY	H1FY27	H1FY26	YoY
Net Revenue from Operations	**12,767**	**10,277**	**24%**	**23,816**	**20,067**	**19%**
Other Income	189	151		337	310	
COGS	6,669	4,922		12,049	9,585	
Gross Profit	**6,287**	**5,506**	**14%**	**12,104**	**10,792**	**12%**
Gross Margin (%)	**49.2%**	**53.6%**		**50.8%**	**53.8%**	
Employee Expenses	2,116	1,874		4,239	3,718	
Other Expenses	2,739	2,397		5,127	4,563	
EBITDA	**1,432**	**1,235**	**16%**	**2,738**	**2,511**	**9%**
EBITDA Margin (%)[1]	**11.2%**	**12.0%**		**11.5%**	**12.5%**	
Finance Cost	98	65		179	127	
Depreciation	289	239		563	467	
Exceptional Item	0	-28		0	-25	
Profit before Tax	**1,045**	**959**	**9%**	**1,996**	**1,942**	**3%**
Tax Charge / (Credit)	293	285		577	563	
Share in Profit of Joint Venture Company	-5	48		4	18	
Reported PAT	**747**	**722**	**4%**	**1,423**	**1,397**	**2%**
PAT Margin (%)[1]	**5.9%**	**7.0%**		**6.0%**	**7.0%**	
Earnings Per Share (EPS) (in Rs.)	9.3	8.9		17.7	17.3	

[1] EBITDA & Reported PAT margin is % to Net Revenue from Operations

Consolidated Balance Sheet

Manufacturing Pumps Since 1926
A Century Strong. Infinite Motion.

Kirloskar
Enriching Lives

Particulars (Rs. Mn.)	30th Sep 26	31st Mar 26
Non Current assets		
Property, Plant and Equipment	6,344	6,161
Capital work in progress	545	585
Intangible assets	121	103
Right to use assets	795	667
Goodwill	87	86
Investment Property	5	5
Financial Assets		
(i) Investments	1,485	3,094
(iii) Trade Receivables	896	912
(iv) Others	65	139
Deferred Tax Assets (net)	367	367
Other non-current assets	1,363	635
Total Non Current Assets	**12,073**	**12,754**
Current Assets		
Inventories	10,283	8,724
Financial Assets		
(i) Trade receivables	6,610	6,627
(ii) Cash and Cash Equivalents	3,974	4,010
(iii) Other Bank balances	63	43
(iv) Investments	4,817	4,489
Current Tax Assets(Net)	331	293
Other financial assets incl. Loans	1,360	1,508
Other current assets	6,113	5,621
Total Current Assets	**33,551**	**31,315**
Total Assets	**45,624**	**44,069**

Particulars (Rs. Mn.)	30th Sep 26	31st Mar 26
Equity		
Equity Share capital	159	159
Other Equity	25,529	24,481
Non Controlling Interest	132	119
Total Equity	**25,820**	**24,759**
Financial liabilities		
(i) Borrowings	532	554
(ii) Other Financial liabilities	6	36
(iii) Trade Payables	94	85
Other non current Liability	1,219	1,223
Provisions	321	308
Total Non Current Liabilities	**2,171**	**2,206**
Financial liabilities		
(i) Borrowings	1,595	1,317
(ii) Trade Payables	7,811	7,843
(iii) Other financial liabilities	2,148	1,739
Provisions	1,183	1,302
Other current liabilities	4,896	4,901
Current tax liabilities (Net)	0	2
Total Current Liabilities	**17,633**	**17,104**
Total Equity and Liabilities	**45,624**	**44,069**

This is a proprietary document of Kirloskar Brothers Limited

Consolidated Cash Flow Statement

Manufacturing Pumps Since 1926
A Century Strong. Infinite Motion.

Enriching Lives

Particulars (Rs. Mn)	H1FY27	H1FY26
Profit Before Taxes	**1,996**	**1,942**
Changes in working capital	-1,838	-138
Cash generated from operations	**158**	**1,804**
Direct taxes paid (net of refund)	738	748
Net Cash from Operating Activities	**-580**	**1,056**
Net Cash from Investing Activities	**1,017**	**-662**
Net Cash from Financing Activities	**-473**	**-438**
Net Increase in cash and cash equivalents	**-36**	**-44**
Add: Cash & Cash equivalents at the beginning of the period	4,010	3,231
Cash & Cash equivalents at the end of the period	3,974	3,187

Q2 & H1FY27 Key Financials Performance

Manufacturing Pumps Since 1926
A Century Strong. Infinite Motion.

Enriching Lives

Companies (Rs. Mn)	KBL (Rs. Mn.)		KCPL (Rs. Mn.)		KPML (Rs. Mn.)		KBIBV (Rs. Mn.)		Elimination		Total	
	Q2FY27	Q2FY26	Q2FY27	Q2FY26	Q2FY27	Q2FY26	Q2FY27	Q2FY26	Q2FY27	Q2FY26	Q2FY27	Q2FY26
Revenue	7,991	6,505	199	185	2,389	1,532	4,420	3,565	-2,232	1,511	**12,767**	**10,277**
EBITDA	937	684	39	46	250	186	233	320	-28	-1	**1,432**	**1,235**
EBITDA %	11.7%	10.5%	19.5%	24.6%	10.5%	12.1%	5.3%	9.0%	-	-	**11.2%**	**12.0%**

Companies (Rs. Mn)	KBL (Rs. Mn.)		KCPL (Rs. Mn.)		KPML (Rs. Mn.)*		KBIBV (Rs. Mn.)		Elimination		Total	
	H1FY27	H1FY26	H1FY27	H1FY26	H1FY27	H1FY26	H1FY27	H1FY26	H1FY27	H1FY26	H1FY27	H1FY26
Revenue	14,729	12,711	384	337	4,476	3,041	8,438	6,939	-4,211	2,962	**23,816**	**20,067**
EBITDA	1,857	1,476	79	80	403	368	440	556	-42	31	**2,738**	**2,511**
EBITDA %	12.6%	11.6%	20.7%	23.9%	9.0%	12.1%	5.2%	8.0%	-	1.1%	**11.5%**	**12.5%**

* KPML includes TKSL (wholly owned subsidiary) from Q3FY25 onwards

Q2 & H1FY27 KBIBV Group Financials

Manufacturing Pumps Since 1926
A Century Strong. Infinite Motion.

Enriching Lives

Companies (Rs. Mn)	SPP UK		SPP Inc (USA)		Dutch Group		KBTL (Thailand+ Singapore)		SPP Mena		SA Group		Elimination		KBIBV Group	
	Q2FY27	Q2FY26	Q2FY27	Q2FY26	Q2FY27	Q2FY26	Q2FY27	Q2FY26	Q2FY27	Q2FY26	Q2FY27	Q2FY26	Q2FY27	Q2FY26	Q2FY27	Q2FY26
Revenue	2,106	1,511	1,706	1,396	145	80	343	423	5	23	156	154	-40	-23	**4,420**	**3,565**
EBITDA	12	91	199	210	0	-48	36	48	-5	8	22	32	-31	-22	**233**	**320**
EBITDA %	0.6%	6.0%	11.7%	15.1%	0.0%	-	10.5%	11.5%	-	34.3%	14.2%	21.1%	-	-	**5.3%**	**9.0%**

Companies (Rs. Mn)	SPP UK		SPP Inc (USA)		Dutch Group		KBTL (Thailand+ Singapore)		SPP Mena		SA Group		Elimination		KBIBV Group	
	H1FY27	H1FY26	H1FY27	H1FY26	H1FY27	H1FY26	H1FY27	H1FY26	H1FY27	H1FY26	H1FY27	H1FY26	H1FY27	H1FY26	H1FY27	H1FY26
Revenue	4,038	3,218	3,318	2,599	220	203	663	705	15	29	317	358	-134	-174	**8,438**	**6,939**
EBITDA	3	200	458	338	-58	-67	34	47	-5	6	47	73	-39	-41	**440**	**556**
EBITDA %	0.1%	6.2%	13.8%	13.0%	-	-	5.1%	6.6%	-	21.6%	14.7%	20.4%	-	-	**5.2%**	**8.0%**

Domestic & Overseas Orderbook Position

Manufacturing Pumps Since 1926
A Century Strong. Infinite Motion.

Enriching Lives

Robust Orderbook Implying Strong Revenue Visibility

Orderbook and Pending Order Position (Rs. Mn)

KBL & Domestic Subsidiaries	Q2 FY26	Q3 FY26	Q4 FY26	Q1 FY27	Q2 FY27
Orders received	8,346	9,728	11,534	9,649	14,017
KBL Standalone (A)*	21,267	22,025	22,801	23,754	26,618
Domestic Subsidiaries (B)	1,481	2,356	1,879	1,823	2,645
Pending Orderbook (A+B)	22,748	24,381	24,680	25,577	29,264

Overseas Subsidiaries	Q2 FY26	Q3 FY26	Q4 FY26	Q1 FY27	Q2 FY27
Orders Received	3,846	4,764	6,645	4,305	6,455
Pending Orderbook	12,889	12,889	14,808	15,045	17,013

Total	Q2 FY26	Q3 FY26	Q4 FY26	Q1 FY27	Q2 FY27
Orders Received	12,192	14,492	18,179	13,954	20,472
Pending Orderbook	35,637	37,271	39,488	40,622	46,277

*** Pending Orderbook does not include orders for small pump business as this is a made to stock business. Small pump business orders received and executed in the same month from stock**

Standalone Pending Order book (Rs. Mn)

Sector^	Q2 FY26	Q3 FY26	Q4 FY26	Q1 FY27	Q2 FY27
Irrigation + Water Resource Mgmt.	9,281	9,739	9,990	10,127	10,410
Power	4,953	4,949	6,194	5,992	7,031
Oil & Gas	2,094	1,693	1,303	1,784	2,370
Marine & Defence	690	755	725	556	939
Industry	1,402	1,388	1,390	1,497	1,635
Building & Construction	1,513	1,950	2,049	2,332	2,353
Customer Support & ESD	993	1,184	810	1,038	1,375
Valves	340	367	340	428	506
Total	**21,267**	**22,025**	**22,801**	**23,754**	**26,618**

^ Sectoral orderbook is only for standalone business. KBL consolidated Orderbook includes orderbook of all domestic as well as its International companies

About Us

Company at Glance

Manufacturing Pumps Since 1926
A Century Strong. Infinite Motion.

Kirloskar
Enriching Lives

1 Inherent Strength Built Over Time

138+
Years

Presence Since — 138+ Years

One of the 1st AtmaNirbhar organization. India's 1st & largest pump manufacturer. Made some of India's 1st engineering products including Iron Plough, Centrifugal Pumps, Diesel Engines, Motors and Air Compressors

10+7
Facilities

Manufacturing Facilities — 10 Domestic & 7 International

Strategically located across various trading blocks – Expanding geographic presence with reduced turnaround time, cost-efficiency with adherence to National and International standards and sourcing norms

2 Diversified Product Portfolio Catering to Applications

250+
Product Offerings

Product Offering — 250+ Product Offerings & 100,000+ SKUs

Increasing the mix of value-added products, end-to-end solutions and new product launches by leveraging technological advances like 3-D Printing, IoT, AI, AR and VR

20+
Sectors

Diversified Application — 20+ Sectors & Active Customer Base — 2,500+

Growing presence in fast growing ASEAN region. Strong presence in sunrise sectors like chemicals, petrochemicals, waste-water management & renewable energy

Catering to **6 Continents & 120+ Countries**

Serving Millions of farmers, households and industries everyday

Providing **drinking water to over 35% of India's population**

Providing **cutting-edge, energy-efficient and environmentally sustainable innovations**

India's 1st and leading manufacturer of critical pumps for nuclear power plants

Strong Brand Portfolio

BRAYBAR PUMPS (PTY) LTD
Republic of South Africa

KARAD PROJECTS AND MOTORS LIMITED
India

KIRLOSKAR BROTHERS (THAILAND) LIMITED
Thailand

KIRLOSKAR CORROCOAT PRIVATE LIMITED
India

KIRLOSKAR EBARA PUMPS LIMITED
India

RODELTA PUMPS INTERNATIONAL B.V.
The Netherlands

SPP PUMPS LIMITED
United Kingdom

SYNCROFLO, INC.
U.S.A.

Legacy of 138+ Years

Manufacturing Pumps Since 1926
A Century Strong. Infinite Motion.

Enriching Lives

IDEATE

1888-1958

Establishment & Restructuring Phase

- ***1888 :*** Establishment of Kirloskar Brothers
- ***1920*** : Incorporation of KBL
- ***1941*** : Divested machine tool business to form The Mysore Kirloskar Ltd.
- ***1946*** : Divested electrical business to form Kirloskar Electric Co. Ltd & internal combustion engine business to form Kirloskar Oil Engines Ltd.
- ***1958*** : Divested air compressors business to form Kirloskar Pneumatic Co. Ltd.

INNOVATE

1988-2009

Acquisition Phase

- ***1988*** : Established Kirloskar Ebara Pumps Ltd. & Acquired Hematic Motors Pvt. Ltd.
- ***2003*** : Acquired SPP Pumps Ltd (UK)
- ***2004*** : Incorporation of SPP Pumps Inc. (USA)
- ***2006*** : JV with Corrocoat Ltd, UK to form Kirloskar Corrocoat Pvt Ltd
- ***2007 :*** Acquired The Kolhapur Steel Limited & Incorporation of Kirloskar Brothers International B.V. (The Netherlands)
- ***2008 :*** Incorporation of Kirloskar Pompen B.V. (The Netherlands) & Incorporation of Kirloskar Brothers (Thailand) Ltd.

2010-2020

Strategic & Technology Expansion

- ***2010*** : Acquired Braybar Pumps (Pty) Ltd. (South Africa)
- ***2014 :*** Acquired SyncroFlo Inc. (USA)
- ***2015 :*** Acquired Rodelta Pumps International B.V. (The Netherlands)
- Investment in Data Analytics , Remote Monitoring of Pumps Additive Manufacturing, Virtual Reality, Artificial Intelligence & Augmented Reality

IMPLEMENT

2021 Onwards

Monetise

- Monetize data and insights for customers
- Leverage technology to gain market share
- Deepen geographic presence
- Debottleneck the capacities
- Cost Optimization
- Value Added Products

Our Business & Product line

Manufacturing Pumps Since 1926
A Century Strong. Infinite Motion.

Kirloskar
Enriching Lives

Our Presence

75+	0.3 kW–30 MW	120,000 m³/hr	3,200 m	30+
Types of Pumps	Power Range	Maximum Flow	Maximum Head	Types of Valves

Valves 6 mm–5,000 mm dia.	PICO 0.5 kW to5.0 kW	PAT 6 kW to100 kW	Hydel Turbine Up to 20 MW	2,000+ Lowest Life Cycle Cost (LLC™) pumps, worldwide

Our Business

- Large & Medium pumping solutions for complex fluid management system
- Small pumps for day-to-day use at households and farms
- Valves for industrial and large-scale applications
- Hydel turbines

Improving Product Mix

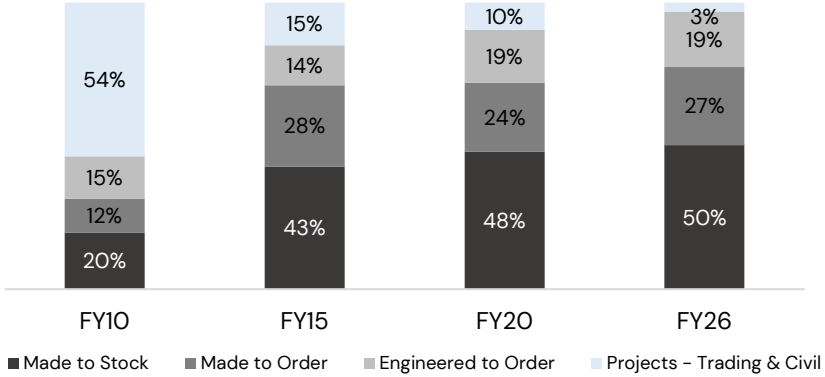

Note: Pumps installed in Projects jobs are included in Engineered to Order

Application

Oil & Gas

Marine & Defence

Bldg. & Const.

Small Pumps

Water Resource

Irrigation

Industry

Power

Nuclear

This is a proprietary document of Kirloskar Brothers Limited

Exemplary Endeavors: Charting Our Path of Impact

Manufacturing Pumps Since 1926
A Century Strong. Infinite Motion.

Kirloskar
Enriching Lives

Building & Construction


The Shard, UK

Hong Kong–Zhuhai–Macau Bridge

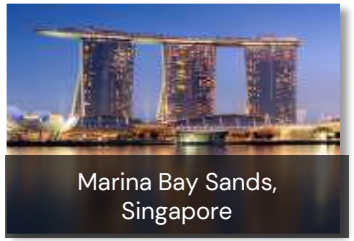
Marina Bay Sands, Singapore

Atal Tunnel, India

Statue of Unity, India

KBL's pumping solutions are operational in many of the world's iconic buildings

Power

ITER, France

CGPL Mundhra, India

Bhavini Fast Breeder Reactor, India

EGAT, Thailand

NTPC, India

Prairie State Energy, Illinois, US

KBL is first & leading manufacturer of critical pumps for nuclear power in India. Supplied primary & secondary sodium pump to Bhavini and specialized pump sets for International Thermonuclear Experimental Reactor project in France, world's largest magnetic confinement plasma physics experiment

Municipal Water


Thailand

South Africa

Uttar Pradesh, India


Mumbai, India

Thames River, UK

Gwari Culvert, India

Irrigation

Sardar Sarovar, India

Senegal

Laos

Egypt

EDIA, Portugal

Bheema, India

KBL's irrigation solutions are operational across the world

State-Of-The-Art Manufacturing Facilities

Manufacturing Pumps Since 1926
A Century Strong. Infinite Motion.

Enriching Lives

KIRLOSKARVADI *Est. 1910*

KBL's 1st plant, with facilities starting from foundry to machining, manufacturing, assembly, & testing of various pumps ranging from 5 kW to 30MW

DEWAS *Est. 1962*

Our 2nd largest plant with well-equipped facility for various pumps for agriculture, domestic water supply, dewatering, and industrial utility applications up to 0.5kw to 50kw

KANIYUR *Est. 2011*

Dedicated for domestic pumps. World's 1st & only pump plant to deploy 100% women workforce. Equipped with computerized testing setup and semi-mechanized assembly setup for pump manufacturing

SANAND *Est. 2012*

Factory exclusively for borewell submersible pumps. End-to-end capabilities from designing and manufacturing to testing and packing of pumps for all categories like agriculture, domestic & industry segment

SHIRWAL *Est. 2014*

Dedicated pump assembly facility for HYPN systems and IoT-enabled panels. Well equipped with latest state-of-the-art technologies necessary for ensuring assured precision and superior inspection standards

Our Innovative Solutions

Manufacturing Pumps Since 1926
A Century Strong. Infinite Motion.

Enriching Lives

Solar Pumping System

Concrete Volute Pump



INM Pump Series

Lowest Life-Cycle Cost (LLC)™Pump

Primary Cooling Pump (PCP) for Pressurized Heavy Water Reactor(PHWR)



IoT based remote monitoring solution KirloSmart

Augmented Reality Mobile Training



Additive Manufacturing 3D Printer

Petro Turbo

Global Footprint Through Local Presence

Manufacturing Pumps Since 1926
A Century Strong. Infinite Motion.

Enriching Lives

Registered Office and Global Headquarter

1. Pune, India

Manufacturing Plants in India

2. **Kirloskarvadi**
   - Maharashtra
   - Various types of pumps ranging from 5 kW to 30 MW and valves ranging from 6 mm – 5,000 mm
3. **Dewas**
   - Madhya Pradesh
   - Industry and domestic pumps ranging from 0.37 kW to 22 kW
4. **Sanand**
   - Gujarat
   - Submersible pumps ranging from 0.37 kW to 44 kW
5. **Coimbatore**
   - Tamil Nadu
   - Domestic mini pumps ranging from 0.37 kW to 1.1 kW
6. **Shirwal**
   - Maharashtra
   - Hydro-pneumatic, HVAC and IoT Panels

Location | Products manufactured

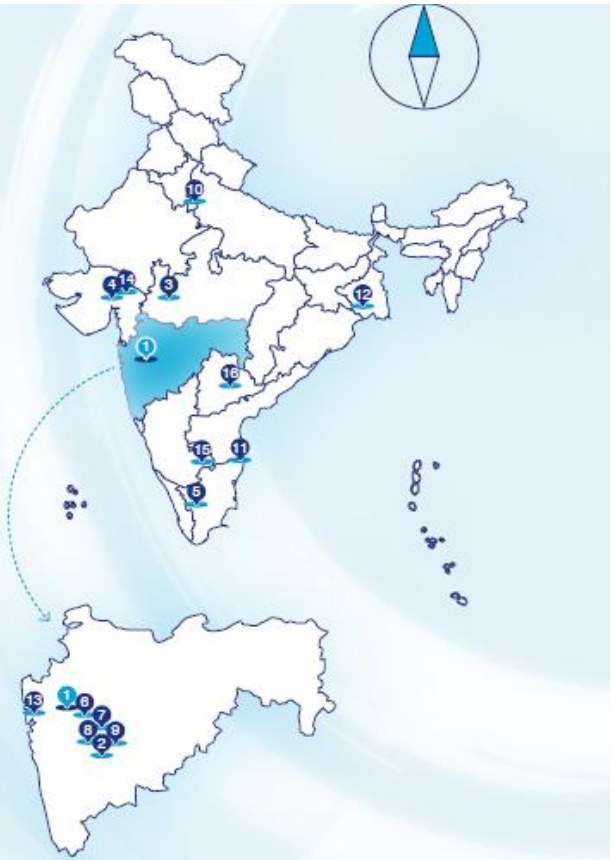

Domestic Subsidiaries and Associate Companies

7. **Karad Projects and Motors Limited, Karad**
   - 7A. Karad Projects and Motors Limited, Motor Division, Karad
   - 7B. Karad Projects and Motors Limited, Stamping Division, Karad
   - 7C. Karad Projects and Motors Limited, Component Division, Karad
   - 7D. Karad Projects and Motors Limited, Foundry Division, Kolhapur
8. **Kirloskar Corrocoat Private Limited, Kirloskarvadi**
9. **Kirloskar Ebara Pumps Limited, Kirloskarvadi**

Regional Offices

10. New Delhi
11. Chennai
12. Kolkata
13. Mumbai
14. Ahmedabad
15. Bengaluru
16. Hyderabad

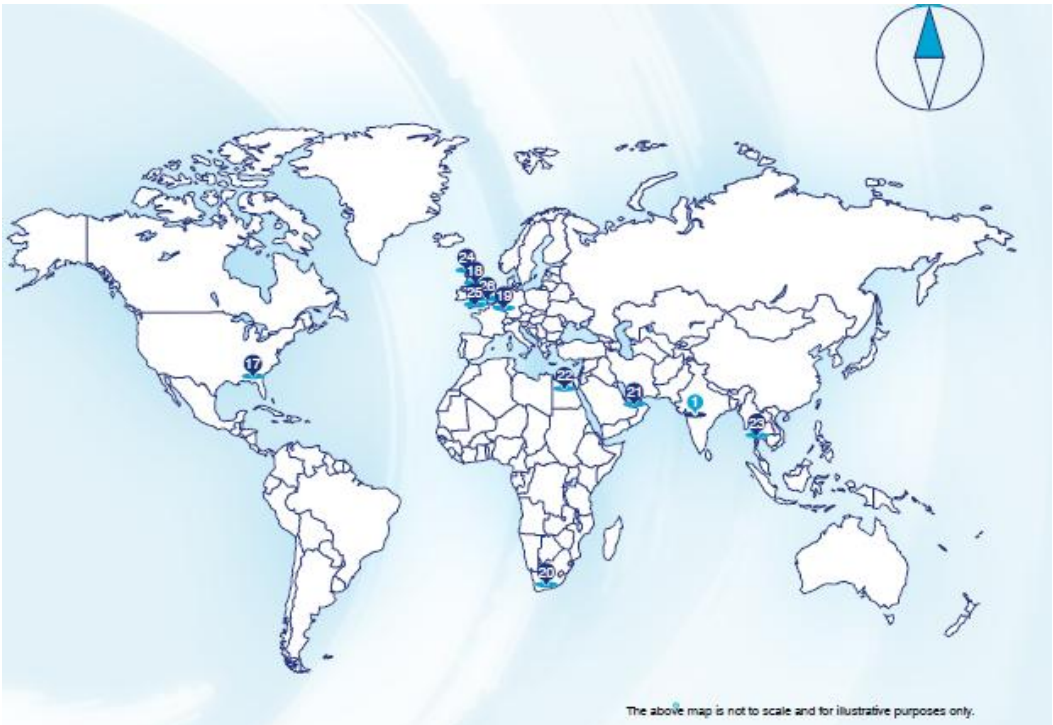

The above map is not to scale and for illustrative purposes only.

Overseas Presence

17. Atlanta, US (Manufacturing)
18. Coleford, UK (Manufacturing)
19. Almelo, The Netherlands (Manufacturing)
20. Johannesburg, South Africa (Manufacturing)
21. Jebel Ali, UAE (Assembly and Warehousing)
22. Cairo, Egypt (Assembly, Testing and Services)
23. Bangkok, Thailand (Assembly, Testing and Services)
24. Aberdeen (Service Centre)
25. Hyde, Manchester (Service Centre)
26. Theale, Reading (Office)

Sectors served

- Building & Construction
- Industry
- Oil & Gas
- Power
- Water & Irrigation
- Marine & Defence
- Retail Pumps

Highly Qualified Management Team

Manufacturing Pumps Since 1926
A Century Strong. Infinite Motion.

Enriching Lives

Mr. Sanjay Kirloskar
Chairman & Managing Director

- Holds Bachelor's in Science degree in Mechanical Engineering from the Illinois Institute of Technology in Chicago, USA.
- On Boards of DCM Shriram Industries Ltd., Kirloskar Ebara Pumps Ltd., Kirloskar Brothers International B.V., The Netherlands and SPP Pumps Limited, UK.

Mr. Alok Kirloskar
Director – KBL
Managing Director – SPP UK
CEO – KBI B.V.

- Bachelor in Business Administration with concentration in finance from Carnegie Mellon University, Pittsburgh. He has the honour to be on the deans list for this academic excellence.
- Worked in a start-up from 2006 as Business Development manager at Sonasoft Inc (Microsoft CSP)
- Headed industry sector in KBL and on board since July 18th 2012. MD of SPP Pumps Ltd since January 2012 and CEO of Kirloskar Brothers International BV since January 2015.

Ms. Rama Kirloskar
Joint Managing Director- KBL
Managing Director – KEPL

- Double major in Mathematics and Biology from Bryn Mawr College, USA.
- Served as a GM and Head of Product Portfolio Management at KBL. Prior to KBL, worked with Polaris Partners, Boston based VC firm as well as Visterra Inc., an MIT biotech start-up company.
- Also on the Board of Karad Projects and Motors Limited, Prakar Investments Pvt Ltd. And as an Independent Director of KPT Industries Limited (earlier known as Kulkarni Power Tools Limited) , DCM Shriram Fine Chemicals Limited

Mr. Bhavesh Chheda
Chief Financial Officer

- Qualified Chartered Accountant and has completed Executive Postgraduate Diploma in Business Management from Symbiosis Institute of Management.
- He brings with him 23 years of experience in finance planning and analysis, risk management, treasury management, merger & acquisition, ERP implementation and international subsidiary operations.
- Worked with various reputed organizations, prior to joining the Company.

Board of Directors

Manufacturing Pumps Since 1926
A Century Strong. Infinite Motion.

Enriching Lives

Ms. Rekha Sethi
Independent Director

- An alumnus of St Stephens College, Delhi University. Director General of the All-India Management Association (AIMA), the apex body for management in India.
- Serving on the Boards of some leading Indian companies as an Independent Director

Mr. Vivek Pendharkar
Independent Director

- SEP, Business Admin from Stanford University Graduate School of Business
- Technology executive with 30+ years of experience in Silicon Valley
- Held CEO roles for the past 15 years
- Worked across Fortune 500 companies and early-stage venture-backed startups
- Led initiatives in successive breakthrough technologies

Mr. Vinayak Deshpande
Independent Director

- Graduate in Chemical Engineering from IIT, Kharagpur & 42+ years of experience in industrial domain
- Served as a Managing Director at Tata Honeywell in 2000, then at Tata Teleservices, HCC and Tata Projects
- Serves as a Board member for few of the leading Indian companies such as Voltas Ltd., Praj Industries Ltd., etc

Mr. Pradyumna Vyas
Independent Director

- Prof. Pradyumna Vyas is a former Director of National Institute of Design (NID), India's premier design institute.
- He is currently the senior Advisor for Design Promotion and Innovation at the Confederation of Indian Industry (CII), and President-elect of the World Design Organization (WDO).
- Currently on the board of Carysil Ltd., Dynamitic Technologies Ltd., etc

Mr. M. S. Unnikrishnan
Non-Executive and Non-Independent Director

- Former MD & CEO of Thermax Group
- Graduate in Mechanical Engineering from VNIT, Nagpur, Advanced Management Program from the Harvard Business School, Boston, USA
- CEO of IITB-Monash Research Academy
- Currently on the Board of KEC Int. Ltd., Greaves Cotton Ltd. & Blue Star Ltd.

Mr. Harsh Vardhan Shringla
Independent Director

- Mr. Shringla, is a former Foreign Secretary (2020-22) of India. He has been Ambassador of India to the USA, Bangladesh & Thailand. Multilateral diplomat having experience & expertise in areas of geopolitics, international relations & conflict prevention.

- Mr. Shringla is a B.A. from St. Stephen's College, Delhi. He has been awarded a D. Litt (doctorate) honoris causa from ICFAI University, Sikkim. He is currently on the board of KEC International Ltd. & Strategic Advisor to a few leading corporates.

Mr. Brij Bhushan Nagpal
Independent Director

- Corporate leader with 5 decades experience in Management, Corporate Finance, Legal Affairs, and Governance.
- Postgraduate in Commerce, Law graduate from Delhi University, and Fellow of the Institute of Company Secretaries of India. Mr. Nagpal is known for his strategic acumen in business transformation, M&A, private equity, digital initiatives, and financial controls etc.

Dr. Madhuri Kanitkar
Independent Director

- Lieutenant General Dr. Madhuri Kanitkar, PVSM, AVSM, VSM, is a retired Indian Army officer, renowned pediatrician and former Vice-Chancellor of Maharashtra University of Health Sciences. She has extensive experience in strategy, management & governance

Long Standing Relationships with Marquee Clientele..

Manufacturing Pumps Since 1926
A Century Strong. Infinite Motion.

Kirloskar
Enriching Lives

bp
TOTAL
United Utilities
Reliance Industries Limited
ArcelorMittal
JST transformateurs
Petroleum Development Oman
Lew Hudson Sales
NOOC
equinor
EIL
TATA POWER Lighting up Lives!
HYUNDAI ENGINEERING CO., LTD.
Apache
Speedy PUMPS
Thames Water
ExxonMobil
HAL Offshore Ltd
NAYARA ENERGY
BLACK & VEATCH
TOSHIBA
ConocoPhillips
SOUTH WEST WATER
BRUSH TRACTION
TOYO ENGINEERING
SIEMENS
HITACHI Inspire the Next
Saudi Aramco
एनपीसीआईएल NPCIL
LARSEN & TOUBRO
meil
Marubeni
AnsaldoEnergia
एनटीपीसी NTPC
premier POWER LIMITED
south east water
COSTAIN
BECHTEL
DANIELI
Technip
ऑयल इंडिया
INDORAMA VENTURES
MORRISON Utility Services
CALOR
JINDAL STEEL & POWER
FLUOR
Linde
SUMITOMO

Note: Brand Names mentioned are the property of their respective owners and are used here for identification purposes only.

Our Joint Ventures & Subsidiaries

Group Structure

Manufacturing Pumps Since 1926
A Century Strong. Infinite Motion.

Enriching Lives

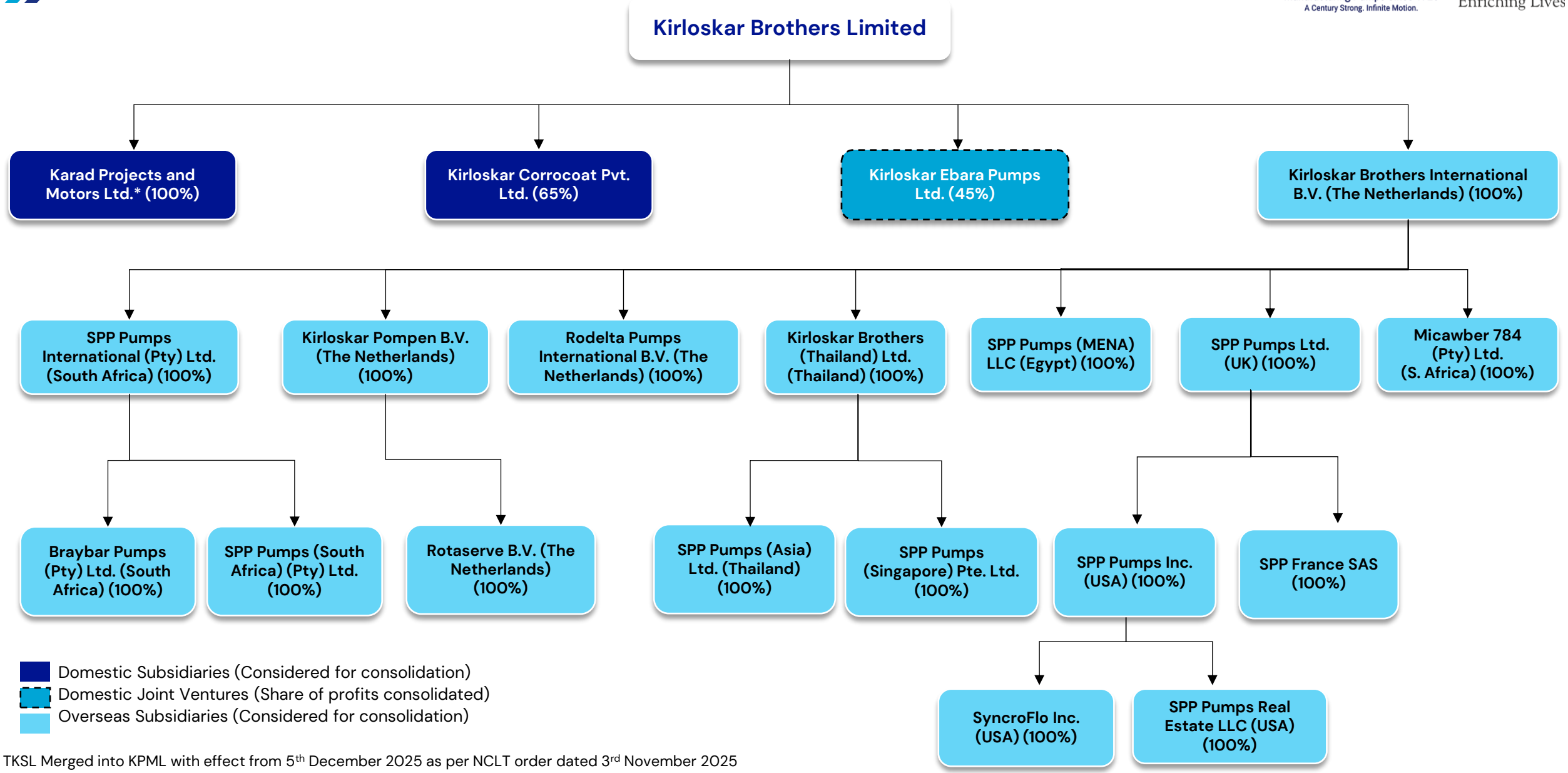

Domestic Subsidiaries (Considered for consolidation)
Domestic Joint Ventures (Share of profits consolidated)
Overseas Subsidiaries (Considered for consolidation)

* TKSL Merged into KPML with effect from 5th December 2025 as per NCLT order dated 3rd November 2025

Leveraging the localized global presence

Manufacturing Pumps Since 1926
A Century Strong. Infinite Motion.

Enriching Lives

KBL is leveraging the localised global presence through cost-synergies, duty-free access and local sourcing norms

01 Cost Synergies

- Reduction in turnaround time
- Lower freight costs
- Subsidiaries do local value addition in terms of components, repair, maintenance and services, etc.

02 Duty-free Access & preference to Local Manufacturers

- Duty-free access to fast-growing ASEAN region through value addition done in Thailand. (20%-30% depending on product)
- Local manufacturers preference especially in Thailand & South Africa
- SPP Inc. USA is compliant with the new 'Buy American' program and meets the criteria

03 Local Sourcing Norms & Regulations

- Presence in South Africa through a local subsidiary to comply with Broad-Based Black Economic Empowerment Program
- Other subsidiaries in the US, UK and Netherland to adhere to local sourcing norms

Kirloskar Brothers International B.V.*, The Netherlands

Manufacturing Pumps Since 1926
A Century Strong. Infinite Motion.

Enriching Lives

Genesis

- Wholly owned subsidiary of Kirloskar Brothers Limited
- SPV established as an Investment Company for all international businesses

Product Profile

- Bi-directional Axial Flow pumps
- Chemical pumps
- Containerized pump sets
- Electro-submersible pumps
- Transformer oil pumps
- Fire fighting pumps & Products
- Plumbing & HVAC Systems
- Pre-packaged Pumping Systems
- Water supply pumps

Industries Catered

- Chemicals
- Commercial Building Services
- District Heating
- Dry Dock
- Fire
- Municipal Water Supply
- Oil & Gas
- Water treatment & supply
- Pulp & Paper
- Flood Control
- HVAC
- Industrials
- Irrigation
- Mining
- Transformer
- Power

Geographies Catered

- Cambodia
- China
- Egypt
- France
- Iraq
- Italy
- Vietnam
- Laos
- USA
- Vietnam
- Malaysia
- Philippines
- Poland
- Singapore
- South Africa
- South-East Asia
- Thailand
- Turkey
- UAE
- UK

Revenue (€ Mn.)

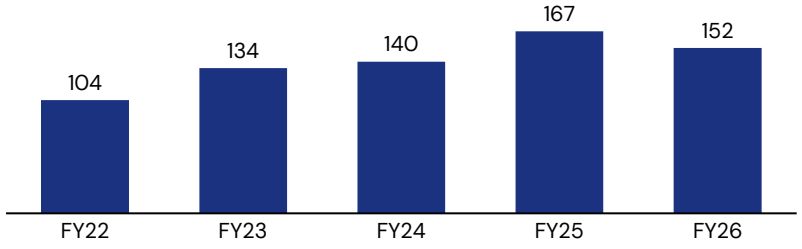

EBITDA (€ Mn.) & EBITDA Margin (%)

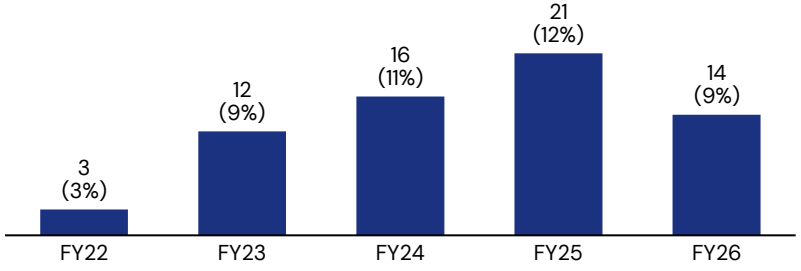

PAT (€ Mn.) & PAT Margin (%)

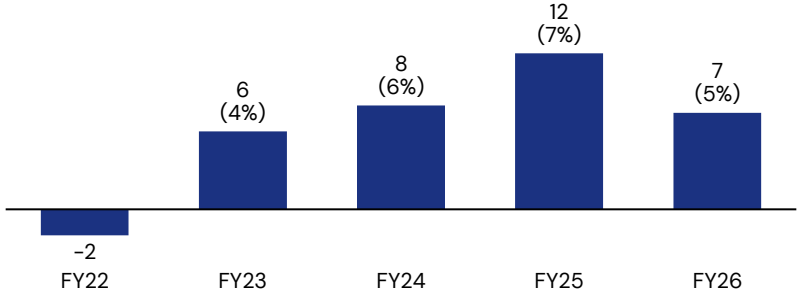

* Holding company of all international businesses

SPP Pumps Limited

Manufacturing Pumps Since 1926
A Century Strong. Infinite Motion.

Kirloskar
Enriching Lives

Genesis

- 145+ years of heritage with R&D, manufacturing and test facilities in the UK
- 1st in the world to offer a Factory Mutual approved MSMO pumps for efficient and cost-effective fire protection in high-rise buildings
- Highest market share in fire pump packages business
- **Current Orderbook: £ 115 Mn for SPP Group – Highest ever**

Product Profile

- Lowest Life Cycle Pumps for water
- Supply and industrial
- Firefighting pumps
- Transformer oil pumps
- Containerized pump sets
- Electro-submersible pumps
- Vertical Line shaft pumps
- Multi-Stage, Multi-Outlet pumps
- Framework & AMC Services contracts

Industries Catered

- Commercial Building
- Data Centers
- Transformer
- Oil & Gas
- Waste-Water Mgt
- Chemicals
- Flood Control
- Fire
- Power
- Municipal Water Supply
- Spares & Services

Geographies Catered

- Italy
- UK
- USA
- France
- Egypt
- UAE
- Singapore
- South Africa
- Poland
- South-East Asia

spp PUMPS

Revenue (£ Mn.)

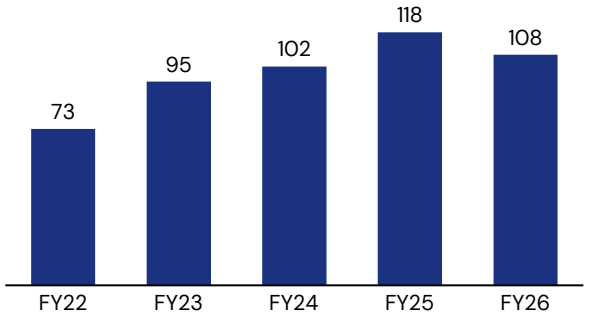

EBITDA (£ Mn.) & EBITDA Margin (%)

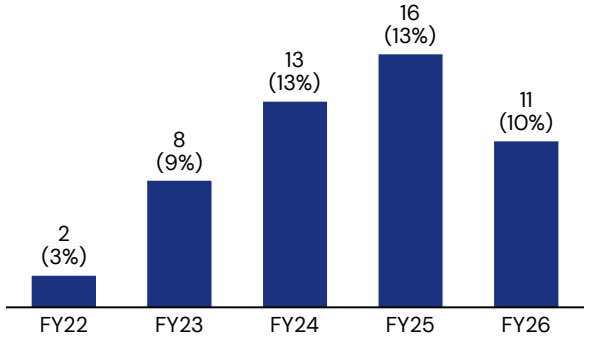

PAT (£ Mn.) & PAT Margin (%)

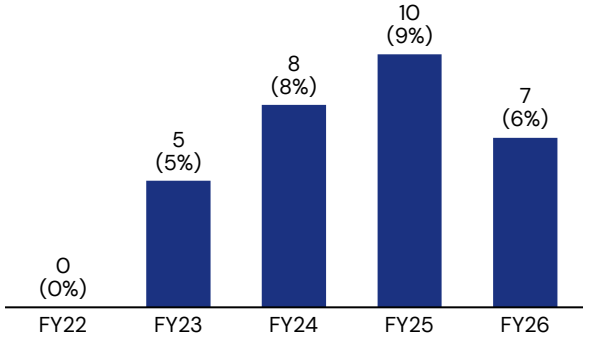

Strategy

- Leading digital & innovative initiatives for KBL Group
- Pushing the maintenance services business which started in 2016.
- Diversifying the product profile
- Focus on the service business with large number of framework contracts

Dutch Entities Consolidated

Manufacturing Pumps Since 1926
A Century Strong. Infinite Motion.

Kirloskar
Enriching Lives

Genesis

- Established by Sulzer in 1946, acquired by KBL in June 2015 is a leading manufacturer of API and Non-API pumps
- R&D, manufacturing and test facilities in Almelo, Netherlands
- **Current Orderbook: € 8 Mn**

Product Profile

- API Pumps conforming to API-610 standards, 12th edition
- Pumps for Municipal Water Supply complying to EU Standards
- Pre-fabricated Concrete Volute Pumps, Bi-directional Axial Flow Pumps
- After-sales & services for upgradation of pumps and pump stations in the Benelux region

Industries Catered

- Oil & Gas Midstream
- Waste-Water
- Oil & Gas Upstream
- Chemicals
- Pulp & Paper
- Water
- Power
- Dry Dock
- Irrigation
- Flood Control
- District Heating

Geographies Catered

- China
- Benelux
- Iraq
- South-East Asia
- Turkey
- UAE
- UK

RODELTA®

Revenue € Mn.)

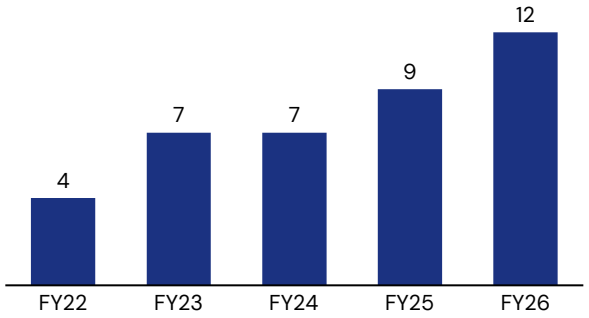

EBITDA (€ Mn.) & EBITDA Margin (%)

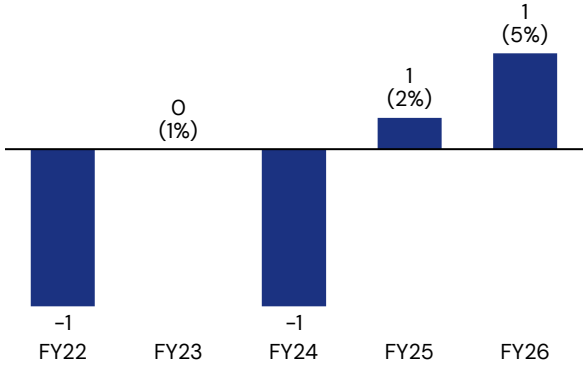

PAT (€ Mn.) & PAT Margin (%)

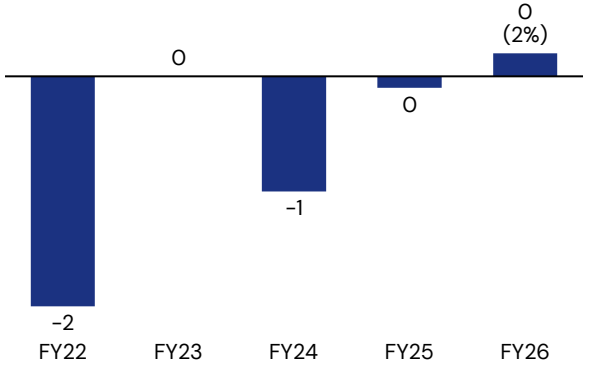

Strategy

- Niche product launches – fish-friendly pumps; and OH5 pumps for Hydrogen Production
- Turnaround & improve profitability through a specialized product profile
- Leverage the brand profile and expand the geographic presence

Kirloskar Brothers (Thailand) Limited, Thailand

Manufacturing Pumps Since 1926
A Century Strong. Infinite Motion.

Enriching Lives

Genesis

- FM approved Assembly and packaging for sales of centrifugal pump-sets in South-East Asia
- Provides duty-free access to fast-growing ASEAN region through value addition done in Thailand.
- **Current Orderbook: Thb 440 Mn**

Product Profile

- Fire fighting pumps
- Chemical pumps
- Water supply pumps
- Waste water pumps
- Services (Field service and service centers)

Industries Catered

- Chemicals
- Mining
- Municipal Water Supply
- Power
- Commercial Building Services (Fire & HVAC)

Geographies Catered

- Thailand
- Singapore
- Malaysia
- Cambodia
- Laos
- Philippines
- Vietnam

KBTL
KILOSKAR BROTHERS (THAILAND) LIMITED
SUSTAINABLE SMART PUMPING SOLUTIONS

Revenue (TBH Mn.)

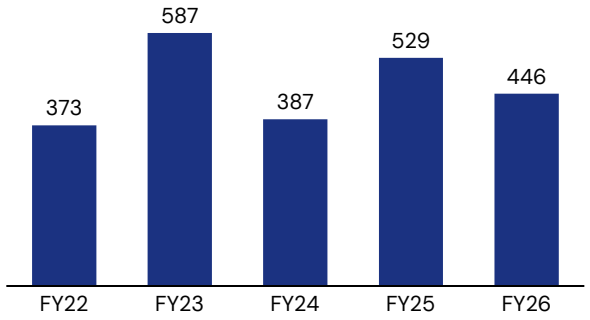

EBITDA (TBH Mn.) & EBITDA Margin (%)

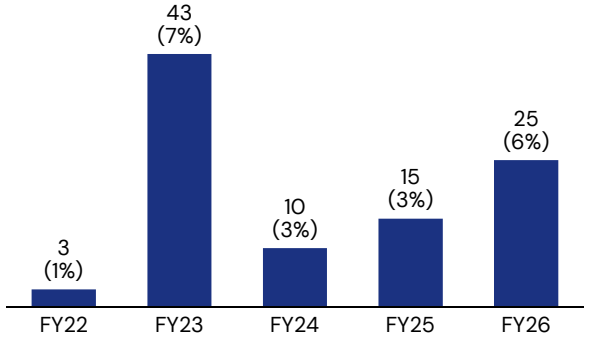

PAT (TBH Mn.) & PAT Margin (%)

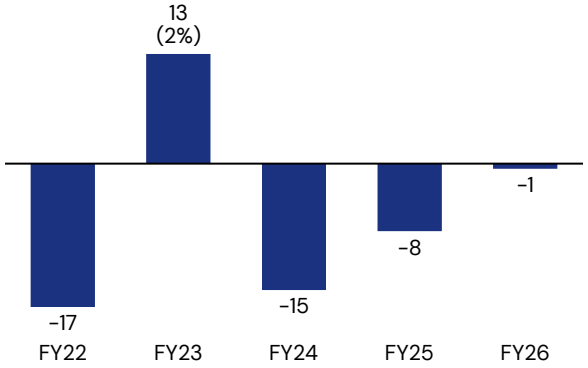

Note : Including SPP Asia and SPP Singapore

Strategy

- Access ASEAN region duty-free through value addition in Thailand
- Brand Development and distribution network expansion in ASEAN region
- Continue to reduce the lumpiness of the cashflows by focusing to build a standard and engineered daily business
- FM/UL certification at Thailand facility will enable rigorous testing for Fire pumps product portfolio

South Africa Entities Consolidated

Manufacturing Pumps Since 1926
A Century Strong. Infinite Motion.

Enriching Lives

Genesis

- Manufacturing and sales of high head multi-stage pumps, rubber lined slurry pumps and white metal lined bearings
- Successfully overcome BBBEE regulations and turned around the business by changing the business mix over the last three years.
- **Current Orderbook: ZAR 36 Mn**

Product Profile

- Fire fighting pumps
- Mine de-watering pumps
- Chemical pumps
- Water supply pumps
- Re-engineering services for all pumps
- Services (Field service and service centers)

Industries Catered

- Mining (Copper, Gold, Uranium)
- Water supply
- Chemicals
- Commercial Building Services (Fire & HVAC)

Geographies Catered

- South Africa
- Zambia
- Botswana
- Angola
- Mozabique
- Kenya
- Uganda
- Tanzania

Revenue (ZAR Mn.)

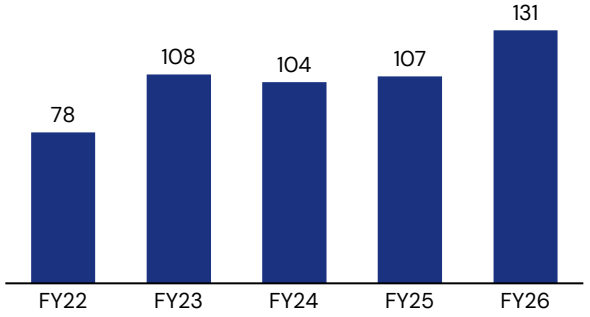

EBITDA (ZAR Mn.) & EBITDA Margin (%)

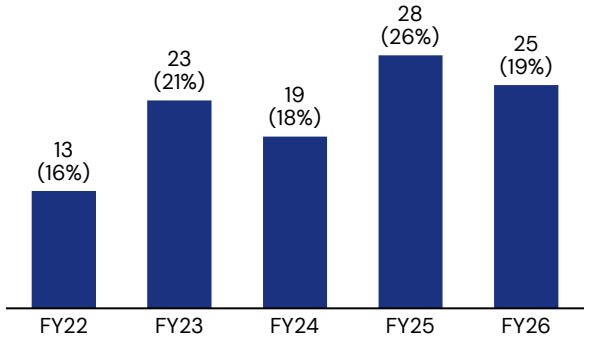

PAT (ZAR Mn.) & PAT Margin (%)

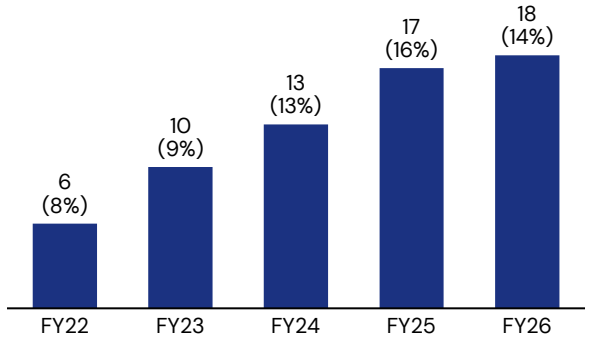

Strategy

- Improve product mix
- Maintain profitability
- Focus on the service business

Note: Including Braybar Pumps , SPP International, SPP SA and Micawber

Karad Projects And Motors Limited (KPML)

Manufacturing Pumps Since 1926
A Century Strong. Infinite Motion.

Kirloskar
Enriching Lives

Genesis

- KPML is a wholly owned subsidiary of KBL.
- 4 manufacturing plants located at Karad and Kolhapur, Maharashtra, India.
- Expertise in manufacturing Electrical Stampings, Stators, Rotors, Shaft, Rotor fitted shafts, AC rotating machines, Mini water handling pumps, Connecting Rods, Drive Units and Steel castings (weight range of 300 kg-10 tonne single piece casting)
- **Current Orderbook: Rs. 2,091 Mn. (excl. make to stock)**

Product Profile

- Stamping: Electrical Stampings, Core packs, Wound Stators, Die Cast Rotors, Copper Brazed Rotors, Rotor Fitted Shafts, etc.
- Motors: 3 Phase AC induction Motors (incl. IE4, IE5), Elevator Motors, Submersible Pump - Stators-Rotor fitted shaft, Stators, Domestic water handling pumps, etc.
- Components: Drive Units for Pumps & Connecting Rods for ACR industry, Components for auto priming system (Priming tank & Coalescer)
- High Grade Steel Alloy Castings: Pumps Steel Turbines Hydro Turbines, Steam Turbines, Turbo Gensets, Valves, General Engineering

Industries Catered

- Pumps
- Hermetic Compressors
- Healthcare
- Electric Mobility (EV)
- Elevator
- Turbomachines
- Shipping & Heavy Engineering
- Earthmoving
- Mining
- Power

Geographies Catered

- India
- Austria
- Germany
- France
- USA
- Mexico
- China
- Spain
- UK
- South Korea
- Middle East

KPML
KARAD PROJECTS AND MOTORS LIMITED

Revenue (Rs. Mn.)

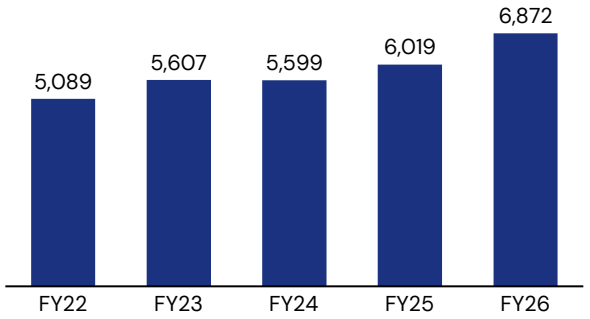

EBITDA (Rs. Mn.) & EBITDA Margin (%)

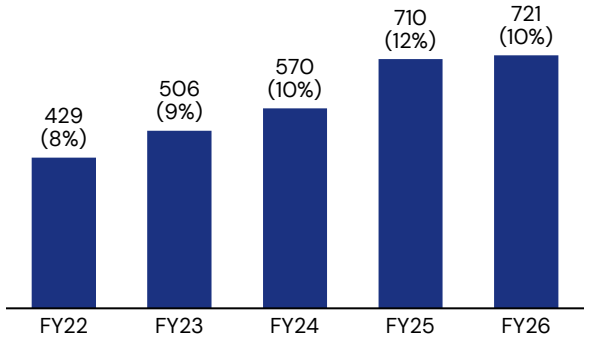

PAT (Rs. Mn.) & PAT Margin (%)

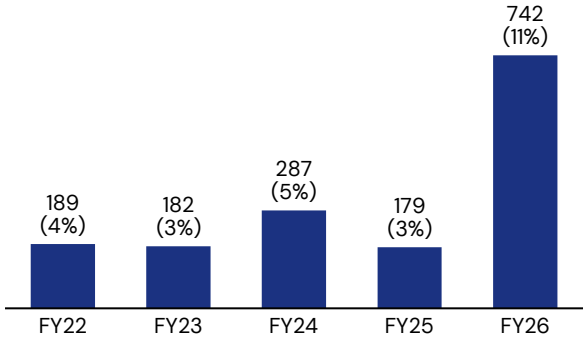

Strategy

- Cost Leadership through Backward Integration
- Product expansion – Electronics, Smart Systems and Products

* Merged TKSL into KPML with effect from 5th December 2025 as per NCLT order dated 3rd November 2025

Kirloskar Ebara Pumps Limited

Manufacturing Pumps Since 1926
A Century Strong. Infinite Motion.

Enriching Lives

Genesis

- JV in 1988 between KBL and Ebara Corporation to manufacture and supply rotary equipment like process pumps, boiler feed water pumps, steam turbines for mechanical drive and steam turbine generators, etc. required for critical applications in hydrocarbon processing industries and power projects
- **Current Orderbook: Rs. 4,152 Mn.**

Product Profile

- **Pumps:** Centrifugal pumps as per API 610, Multistage Boiler feedwater pumps
- **Turbines:** API 611 Steam turbines, Non-API Saturated Steam Turbine, Hydraulic Power Recovery Turbine (HPRT)

Industries Catered

- Oil & Gas (Downstream – Refinery, Pipelines and Depots)
- LPG and LNG Bottling Plants
- Floating Production Storage and Offloading platforms (FPSOs)
- Biorefineries
- Fertilizers
- Power
- Nuclear Energy
- Cogen Power Plants

Geographies Catered

- Indian Subcontinent
- Europe
- CIS Countries
- South-East Asia
- Middle-East
- North America
- South America
- Africa

KEPL

Revenue (Rs. Mn.)

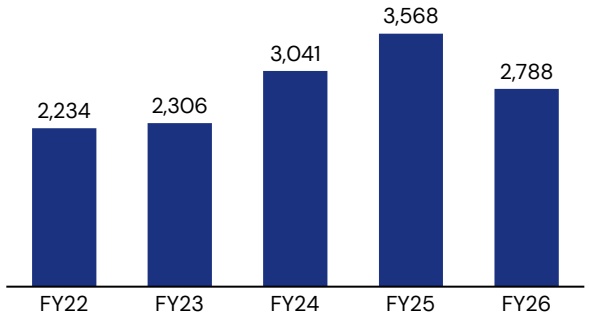

EBITDA (Rs. Mn.) & EBITDA Margin (%)

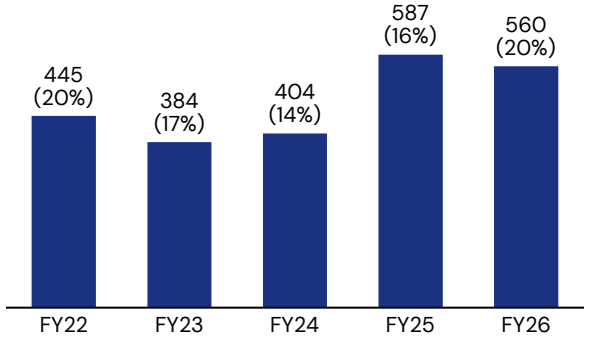

PAT (Rs. Mn.) & PAT Margin (%)

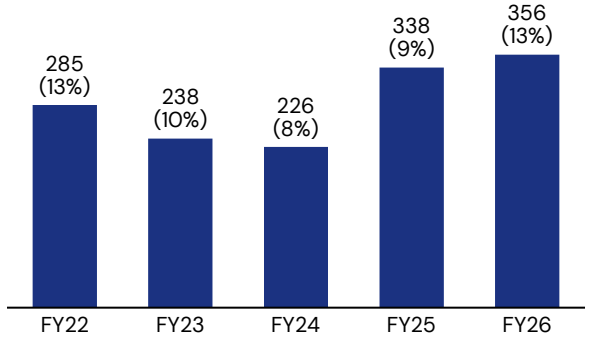

Strategy

- Expand Services offering across the geographies catered
- Leverage proven track record and approvals with customers to increase the market share
- Improve margin profile and profitability through cost leadership
- Maintain the robust order book trajectory

Kirloskar Corrocoat Private Limited

Manufacturing Pumps Since 1926
A Century Strong. Infinite Motion.

Kirloskar
Enriching Lives

Genesis

- JV between KBL and Corrocoat Ltd. U.K. Company manufactures glass flake polymer coatings at its state-of-the-art plant at Kirloskarvadi , Maharashtra.
- Undertakes turnkey projects for supply and application of energy enhancing and anti-corrosion and anti-erosion coatings on a pumps, valves, pipelines and other equipment
- **Current Orderbook: Rs. 554 Mn.**

Product Profile

- Anti Corrosion Coating Materials :
- **Corroglass** - High performance engineering glass flake filled composites
- **Corrocoat** - A range of tailor-made, high performance polymeric solutions for critical service applications
- **Plasmet** - High performance, abrasion-resistant protective coatings and surface-tolerant primers.
- **Fluiglide** - Energy efficiency coatings

Industries Catered

- Oil & Gas
- Petrochemicals
- Power
- Steel
- Water
- Waste Management

Geographies Catered

- India

CORROCOAT

KCPL
KIRLOSKAR CORROCOAT PRIVATE LIMITED

Revenue (Rs. Mn.)

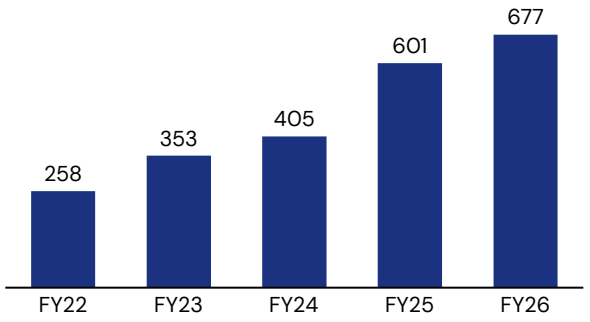

EBITDA (Rs. Mn.) & EBITDA Margin (%)

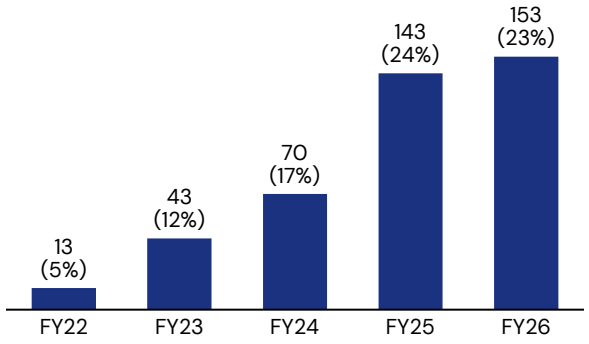

PAT (Rs. Mn.) & PAT Margin (%)

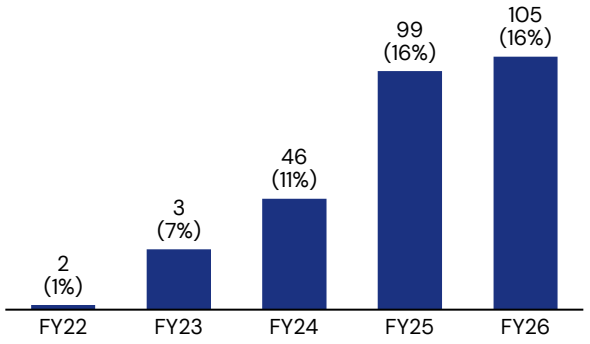

Strategy

- Product Differentiation – Provide innovative solutions to the customers to enhance efficiency and life of pumps valves and pipelines
- Developed unique solution to remain ahead of the curve- Innovative product range for Power Sector supported by FGD Regulation and marine anti-corrosion applications

Strategic Focus

A Unique Value Proposition

Manufacturing Pumps Since 1926
A Century Strong. Infinite Motion.

Enriching Lives

01

Global Presence

Leveraging Brand Value & Domain Expertise

- KBL is a global company with local presence across all major trading blocks.
- Manufacturing locations spread across 4 continents in 5 countries and serving 6 continents & 120+ countries ensures cost efficiency, reduced turnaround time and adherence to local content for meeting certificate of origin requirements

02

End-to-End Offering

One Stop Solution

- From Conceptualization to Manufacturing to Implementation has resulted into offering complete basket of solutions to the customers across multiple industries across multiple geographies

03

Diversified Proposition

Unimpacted by Cyclicality

- KBL has a diversified presence across multiple segments and multiple business models
- Multiple Segments Catered : B2B, B2C and B2G
- Diverse Business Models : Made to Stock, Made to Order, Engineered to Order, EPC and Services.

04

Driving Synergies

Innovation & Complementary Offerings

- Leveraging innovations and product/ service offerings across subsidiaries to synergize the value proposition like
  - KEPL focuses on downstream Oil and Gas solutions, SPP Pumps focuses on upstream Oil and Gas solutions and Rodelta focuses on midstream Oil and Gas solutions
  - 3-D printing at Kirloskarvadi is used to reduce turnaround time for SPP Pumps Service Business and new product development

Staying Ahead of the Curve through Digital Initiatives

Manufacturing Pumps Since 1926
A Century Strong. Infinite Motion.

Enriching Lives

- Leading digital transformation in India's Pump Industry
- Over a decade, KBL has strategically invested in various strategic digital initiatives
- Provides Technological Advantage and additional revenue streams in services business
- Salesforce (SFDC) and SAP-S4 HANA for Automation and ERP Solutions

FOUR PILLARS OF OUR DIGITAL ECOSYSTEM

3D Printing

- **World's Largest 3-D printer for foundries** installed in 2013 at Kirloskarvadi Plant
- Contributes significantly towards faster turnaround time in preparing the molds and cores for casting of pump components. Pumps are used for domestic and export applications.
- **Flexible and Universal** - Supports customer's pumps and products for retro-fitment and reengineering

AR/ VR

- Used for training the employees and customers
- Consistent service delivery by documenting knowledge of service engineers over a decade & ensuring this knowledge is the IP of KBL

AI-ML

- Dolphin – Proprietary Machine Learning Algorithm
- Analysis automation based on historical and live data – Higher uptime and reliability

IoT

- Remote multiple pump monitoring and diagnostics tool – Accessible through smartphones and computers , helps in spare parts management
- IoT enables manufacturing across domestic plants
- Launched KirloSmartTM 2.0 and Kirlo SmartTM 2.1 advanced version of IoT-based solution

Subscription Platform – Creating Market Opportunity

Manufacturing Pumps Since 1926
A Century Strong. Infinite Motion.

Kirloskar
Enriching Lives

KEY DIFFERENTIATOR	TRADITIONAL SOLUTION		KBL'S INNOVATIVE SOLUTION – SUBSCRIPTION PLATFORM
Service Approach	Manage customer site, refurbish, repair & upgrade all pumps in phased manner	→	**Remote failure prediction analytics, troubleshooting and monitoring**
Site Visits & Manpower	Periodic site visits resulting to higher manpower required	→	**No periodic site visits required**
Turnaround Time	Higher turnaround time	→	**Lower turnaround time & Higher uptime, lower spare part inventory carrying costs to the customer**
Scalability & Cost	Difficult to scale-up the offering	→	**Highly scalable with less manpower requirement**

Leading to New Market Opportunities

Scalable & Universal

- The proprietary algorithm keeps on improving on a live basis
- With easy scalability, product can be scaled across geographies

Multiple Revenue Streams

- **Subscription fees** (recurring service revenue without additional costs) and product revenue on repairs, upgrades and maintenance.
- **Potential to convert all the existing** AMC and Framework contracts into subscription platform

Way Ahead....

Manufacturing Pumps Since 1926
A Century Strong. Infinite Motion.

Enriching Lives

STRATEGY GOING FORWARD

1
Value-Added Products & Services

Increase share of **value-added products** across geographies and **subscription services** in key international subsidiaries

2
Monetize IPs

Out of **30 patents** applied, **20 patents awarded (2 USA valid patents) Monetize digital IP** acquired over years by expanding contribution from services business & value-added products

3
Leverage Global Presence

Expand & deepen geographic presence by leveraging presence of international subsidiaries while complying to local sourcing norms

4
Debottlenecking & Cost Optimisation

Debottlenecking at key domestic subsidiaries

Cost optimization across subsidiaries

5
Quality & Product Innovation

R&D Centers experts having rich industry experience

8 new products have earned the India Design Mark in last 5 years

CHANGE IN STRATEGY

10% → 3%

FY20 **FY26**

EPC's contribution to overall revenue

Reduced EPC business exposure and increased contribution from Services & Value-Added Products

- Reduced exposure in low margin, lumpy and WC intensive EPC orders since 2008
- Share of EPC to the revenue has come down drastically (10% in FY20 to 3% in FY26)
- Taking selective exposure in profitable contracts
- Very few old projects orders remain unexecuted
- Presence in Water, Power & Irrigation sectors without taking EPC exposure

Resulting to

Higher margins & profitability

Improved working capital cycle, lower lumpiness

Improved Cash Flows and Profitability, Consistent Revenue

Historical Performance

Historical Financial Performance – Consolidated

Manufacturing Pumps Since 1926
A Century Strong. Infinite Motion.

Enriching Lives

Revenue (Rs. Mn)

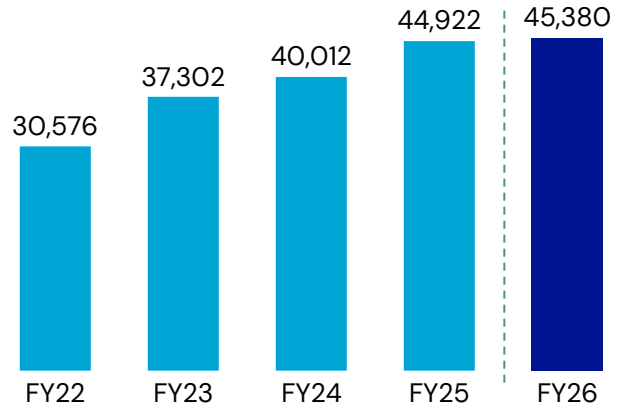

EBITDA (Rs. Mn)

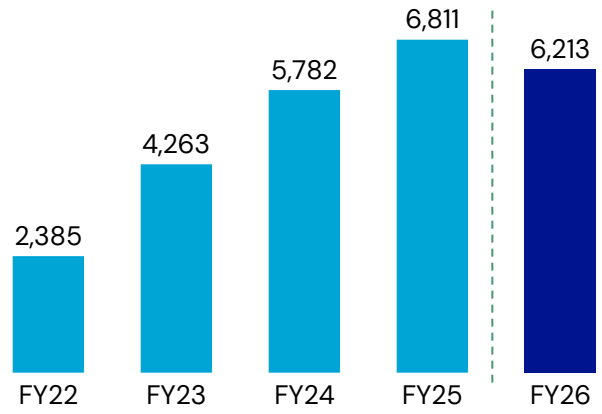

PAT (Rs. Mn)

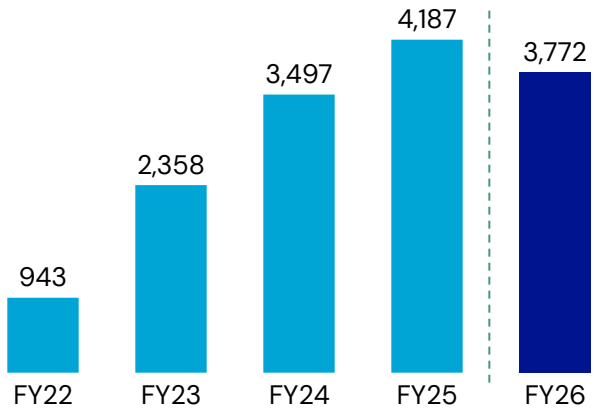

EBITDA Margin (%)

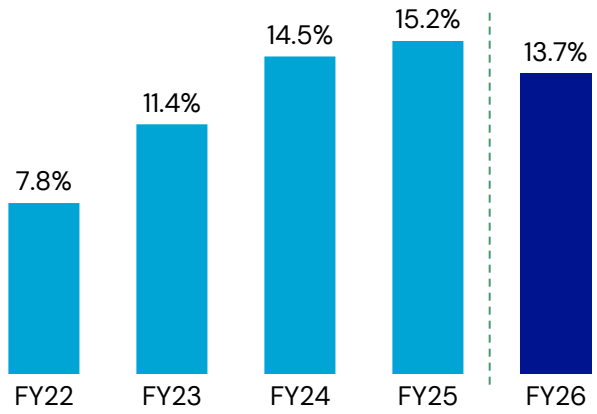

PAT Margin (%)

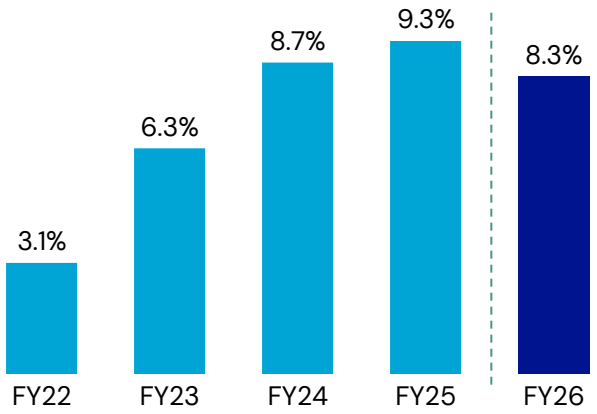

Historical Financial Performance – Consolidated

Manufacturing Pumps Since 1926
A Century Strong. Infinite Motion.

Enriching Lives

EPS (in Rs.)

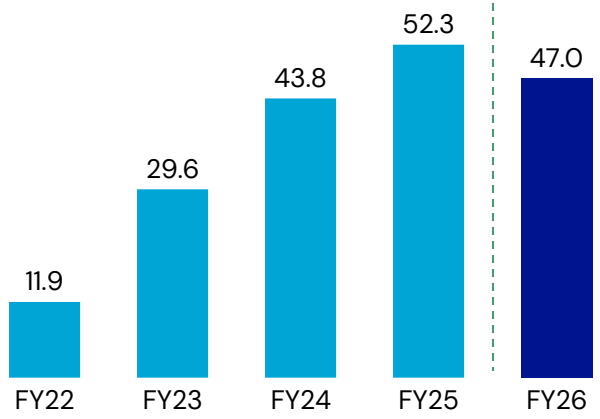

Net Worth (Rs. Mn)

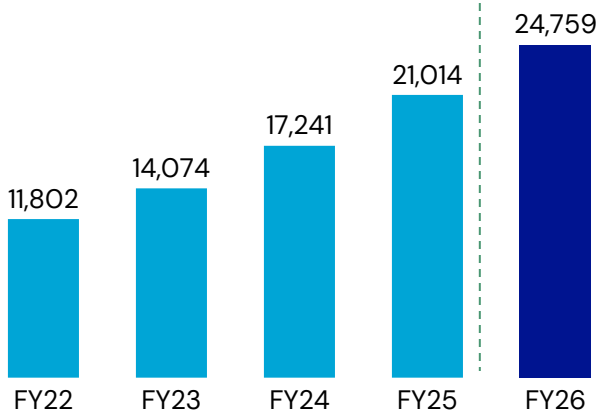

Leverage (X)

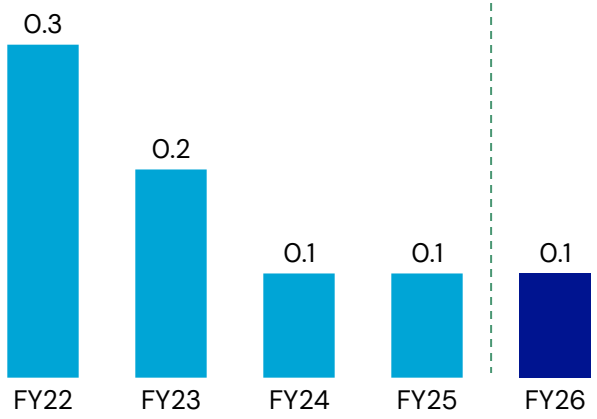

RoCE (%)

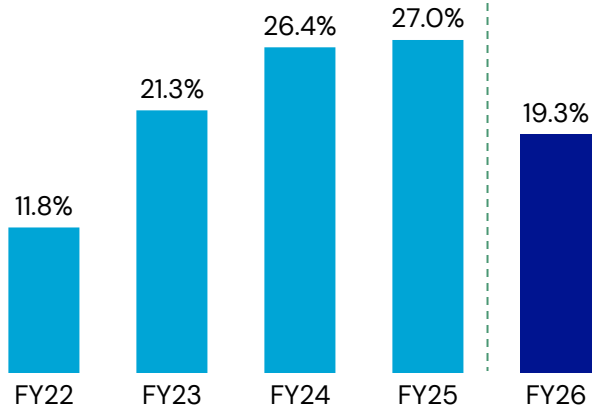

RoE (%)

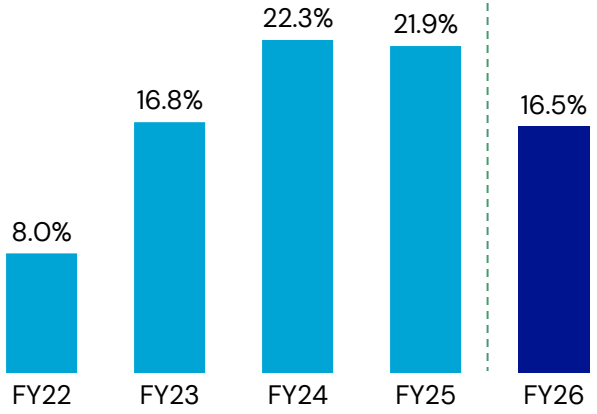

Consolidated Profit & Loss Statement

Manufacturing Pumps Since 1926
A Century Strong. Infinite Motion.

Enriching Lives

Particulars (Rs. Mn)	FY22	FY23	FY24	FY25	FY26
Net Revenue from Operations	**30,576**	**37,302**	**40,012**	**44,922**	**45,380**
Other Income	324	273	586	719	772
Materials Consumed	16,803	19,547	19,830	21,978	22,408
Employee Expenses	5,015	5,652	6,727	7,079	7,792
Other Expenses	6,697	8,113	8,259	9,773	9,739
EBITDA	**2,385**	**4,263**	**5,782**	**6,811**	**6,213**
EBITDA Margin (%)[1]	**7.8%**	**11.4%**	**14.5%**	**15.2%**	**13.7%**
Finance Costs	335	354	258	248	301
Depreciation	695	686	784	894	1,001
Exceptional Item	0	42	-66	78	389*
Profit Before Tax (PBT)	**1,355**	**3,181**	**4,806**	**5,591**	**4,522**
Taxes	540	930	1,410	1,557	910
Profit After Tax (PAT)	**815**	**2,251**	**3,396**	**4,034**	**3,612**
Share in profit of joint venture company	128	107	101	153	160
PAT after profit of joint venture company	**943**	**2,358**	**3,497**	**4,187**	**3,772**
PAT Margin (%)[1]	**3.1%**	**6.3%**	**8.7%**	**9.3%**	**8.3%**
Earnings Per Share (EPS)	11.9	29.6	43.8	52.3	47.0

[1] EBITDA & Reported PAT margin is % to Net Revenue from Operations
* Exceptional Item relates to one-time impact due to Labour Code changes

Consolidated Balance Sheet Statement

Manufacturing Pumps Since 1926
A Century Strong. Infinite Motion.

Enriching Lives

Particulars (Rs. Mn)	FY22	FY23	FY24	FY25	FY26
Non Current assets					
Property, Plant and Equipment	4,870	4,814	5,787	5,908	6,161
Capital work in progress	267	813	320	337	585
Intangible assets	37	48	41	79	103
Right to use assets	274	306	366	476	667
Goodwill	139	144	144	84	86
Investment Property	2	7	5	5	5
Financial Assets					
(i) Investments	797	885	1,115	2,680	3,094
(ii) Trade Receivables	390	574	608	875	912
(iii) Others	254	167	117	120	139
Deferred Tax Assets (net)	418	408	277	367	367
Other non-current assets	1,037	724	542	588	635
Total Non Current Assets	**8,485**	**8,890**	**9,322**	**11,519**	**12,754**
Current Assets					
Inventories	6,435	7,140	8,523	8,537	8,724
Financial Assets					
(i) Trade receivables	5,152	4,885	5,244	4,925	6,627
(ii) Cash and Cash Equivalents	1,341	2,213	2,659	3,231	4,010
(iii) Other Bank balances	298	316	269	256	43
(iv) Investments	2,534	2,267	2,983	3,508	4,489
Current Tax Assets(Net)	93	57	53	74	293
Other financial assets incl. Loans	867	1,035	1,021	1,148	1,508
Other current assets	3,418	3,355	3,173	3,456	5,621
Total Current Assets	**20,138**	**21,268**	**23,925**	**25,135**	**31,315**
Total Assets	**28,623**	**30,158**	**33,247**	**36,654**	**44,069**

Particulars (Rs. Mn)	FY22	FY23	FY24	FY25	FY26
Equity					
Equity Share capital	159	159	159	159	159
Other Equity	11,615	13,881	17,031	20,770	24,481
Non Controlling Interest	26	34	51	85	119
Total Equity	**11,800**	**14,074**	**17,241**	**21,014**	**24,759**
Financial liabilities					
(i) Borrowings	1,364	1,109	646	692	554
(ii) Other Financial liabilities	151	37	55	44	36
(iii) Trade Payables	75	80	83	83	85
Other non current Liability	688	852	805	935	1,223
Provisions	259	448	370	311	308
Total Non Current Liabilities	**2,537**	**2,526**	**1,959**	**2,065**	**2,206**
Financial liabilities					
(i) Borrowings	2,388	1,418	903	618	1,317
(ii) Trade Payables	5,911	6,018	6,631	6,037	7,843
(iii) Other financial liabilities	1,550	1,641	1,666	1,844	1,739
Provisions	740	839	776	830	1,302
Other current liabilities	3,697	3,582	4,019	4,155	4,901
Current tax liabilities (Net)	0	60	52	91	2
Total Current Liabilities	**14,286**	**13,558**	**14,047**	**13,575**	**17,104**
Total Equity and Liabilities	**28,623**	**30,158**	**33,247**	**36,654**	**44,069**

Consolidated Cash Flow Statement

Manufacturing Pumps Since 1926
A Century Strong. Infinite Motion.

Enriching Lives

Particulars (Rs. Mn)	FY22	FY23	FY24	FY25	FY26
Profit Before Taxes	**1,355**	**3,181**	**4,806**	**5,591**	**4,522**
Changes in working capital	188	813	204	-100	119
Cash generated from operations	**1,543**	**3,994**	**5,010**	**5,491**	**4,641**
Direct taxes paid (net of refund)	414	674	1,264	1,602	1,331
Net Cash from Operating Activities	**1,129**	**3,320**	**3,746**	**3,889**	**3,310**
Net Cash from Investing Activities	**-1,819**	**-756**	**-1,708**	**-2,398**	**-2,092**
Net Cash from Financing Activities	**298**	**-1,694**	**-1,592**	**-919**	**-439**
Net Increase in cash and cash equivalents	**-392**	**870**	**447**	**572**	**7790**
Add: Cash & Cash equivalents at the beginning of the period	1,735	1,343	2,213	2,659	3,231
Cash & Cash equivalents at the end of the period	1,343	2,213	2,660	3,231	4,010

Awards & Accolades

Manufacturing Pumps Since 1926
A Century Strong. Infinite Motion.

Enriching Lives

Celebrating Leadership and Legacy at the Economic Times Family Business Awards

Strengthening India-Argentina Business Ties

KBL leading the Green Revolution, India's First GreenPro Ecolabel Certified Pumps

Kaniyur Plant Recognised for Energy Efficiency

Continuing a Legacy of Leadership at the 2026 ASK Private Wealth Hurun India Successors Awards

Kirloskar Brothers Limited Strengthens its Offering of GreenPro Ecolabel-certified Products

KBL was recognised with the Best Debut Company Award, marking a strong entrant in the Kazakhstan market

Sanand Plant Recognised for Energy Efficiency

Awards & Accolades

Manufacturing Pumps Since 1926
A Century Strong. Infinite Motion.

Enriching Lives

KBL Wins National Energy Conservation Award 2025 for KOSi-135 Openwell Submersible Pump

Kirloskar Brothers Limited

Kirloskarvadi, Tal-Palus, Dist-Sangli - 416308 Maharashtra, India

The pump test laboratory located at the above address has been audited by Intertek per the requirements of HI 40.7 Program Guideline for Pump Test Laboratory Approval and has been approved by the Hydraulic Institute as an Approved Pump Test Laboratory

Pump test standard(s)

HI 40.6 Methods for Rotodynamic Pump Efficiency Testing

Pump type(s) certified to test:

In-Line (IL)
End-Suction Frame Mounted (ESFM)
End-Suction Closed-Coupled (ESCC)
Radially-Split, Multi-Stage, Vertical, Diffuser Casing (RSV)

PUMP TEST LAB
APPROVED

Approval Registration Number: 000133
Approval Date: October 30, 2025
Expiration Date: October 30, 2026

Michael Michaud
Executive Director, Hydraulic Institute

HYDRAULIC INSTITUTE

KBL's Pump Testing Laboratory Accredited by the Hydraulic Institute, Setting a New Benchmark in India's Pump Industry

KEPL awarded the NSCI Safety Award 2025 for excellence in Work Safety

KPML Receives Patent for IE5-Class 3-Phase Induction Motors

KBL was awarded with Golden Peacock award for Environment Management

KBL Honoured with the Prestigious Golden Peacock Award for Sustainability

National Accreditation Board for Testing and Calibration Laboratories

CERTIFICATE OF ACCREDITATION

HRC PTL. - KIRLOSKAR BROTHERS LIMITED, PLANT - KIRLOSKARVADI

has been assessed and accredited in accordance with the standard

ISO/IEC 17025:2017

"General Requirements for the Competence of Testing & Calibration Laboratories"

for its facilities at

KIRLOSKARVADI, SANGLI, MAHARASHTRA, INDIA

in the field of

TESTING

Signed for and on behalf of NABL

Pump Testing Laboratory at Hydrolic Reasearch Centre situated at KBL, Kirloskarvadi achieved NABL accreditation

New Product Launch

KirloSmart™

KirloSmart™ NANO

NEXT-GEN IoT PLATFORM FOR PUMPING SOLUTIONS

Manufacturing Pumps Since 1926
A Century Strong. Infinite Motion.

Kirloskar
Enriching Lives

NEW LAUNCH

IOT BASED REMOTE PUMPING SYSTEM HEALTH MONITORING SOLUTION

Cloud | Data Analytics | Alerts

FEATURES AND BENEFITS

- Remote Monitoring
- Predictive Maintenance/ Spares Management
- Historical Data/ Trends
- Alarms & Warnings
- Application Performance

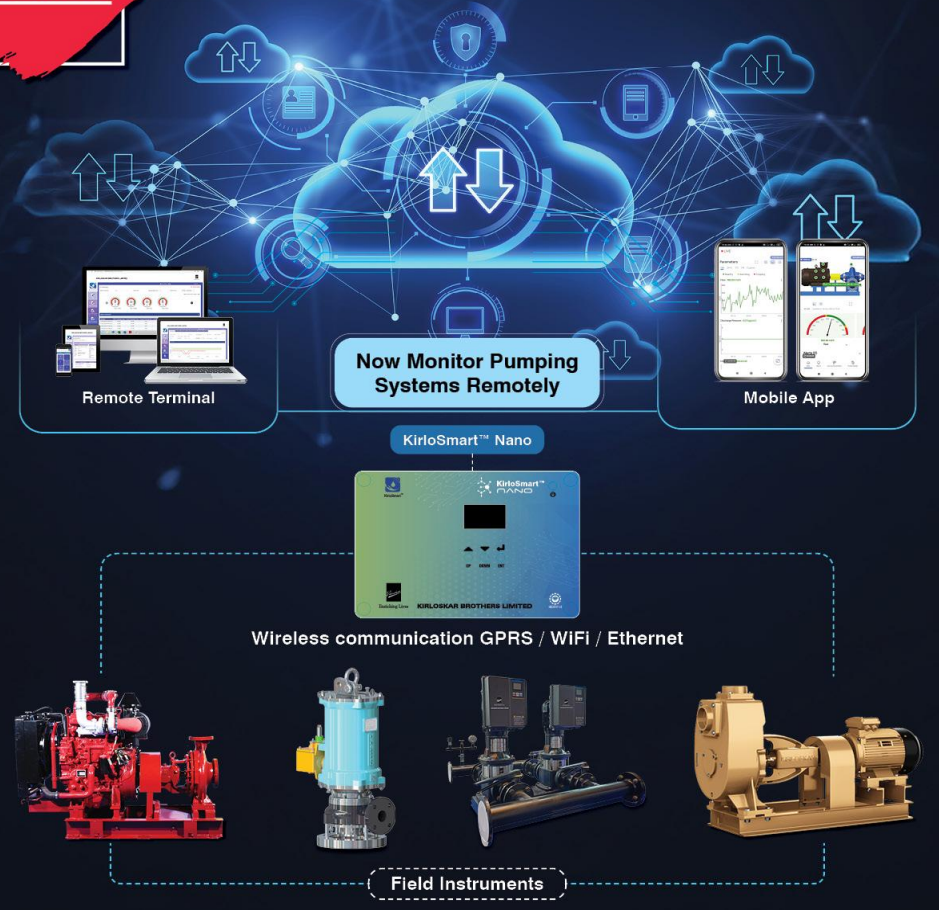

APPLICATIONS

- Fire Engine Set
- Submersible Pump
- Small Pump
- HYPN (Pressure Boosting) System

This is a proprietary document of Kirloskar Brothers Limited

ESG Initiatives

Manufacturing Pumps Since 1926
A Century Strong. Infinite Motion.

Enriching Lives

Climate Action

- Measurement and management of greenhouse gas emissions
- Implementation of energy efficiency and renewable energy projects
- Identification and execution of emission reduction initiatives across operations
- Carbon footprint study for key products
- Development of products that help customers reduce energy consumption and associated emissions
- CII GreenCo certification for manufacturing plants
- CII GreenPro certification for product group
- Mass tree plantation drive at Dewas
- Miyawaki forest afforestation at Dewas

Quality Education

- Skill development and technical training programmes for employees and apprentices
- Learning and development initiatives through digital learning platforms and leadership development programmes
- Scholarship and educational support programmes through CSR initiatives
- Industry-academia partnerships to promote technical education and employability
- Training programmes for dealers, channel partners and service personnel to enhance technical competencies
- Kirloskar High-School - open to all
- Higher education policy for employees

Gender Equality

- 100% Women-driven manufacturing plant at Kaniyur
- Equal opportunity employment practices and nondiscriminatory workplace policies
- Initiatives to increase diversity and inclusion across the workforce
- Prevention of Sexual Harassment (POSH) framework and awareness programmes
- Leadership development and career advancement opportunities for women employees
- Safe and inclusive workplace practices

Clean Water & Sanitation

- Design and manufacture of fluid management solutions supporting water supply, wastewater treatment, irrigation and sanitation infrastructure
- Solutions for municipal water distribution and sewage management projects
- Water conservation initiatives within manufacturing operations
- Rainwater harvesting and water recycling measures at facilities
- CSR programmes supporting community access to safe drinking water and sanitation facilities
- Participation in projects that improve water accessibility and water-use efficiency

GOOD HEALTH & WELL-BEING

- Comprehensive Environment and Occupational Health and Safety management systems across manufacturing facilities
- Regular health check-ups, wellness programmes and preventive healthcare initiatives for employees
- Safety awareness campaigns, emergency preparedness training and behavioural safety programmes
- Community health interventions through CSR initiatives, including healthcare camps and support for local healthcare infrastructure
- Focus on employee mental well-being and workplace wellness through "Kirlofit" Club
- Zero accident manufacturing plants & Parivar Suraksha Yojna for employees

Decent Work & Economic Growth

- 6,000+ employee strength
- Being one of India's AtmaNirbhar and Make in India organisations
- Global presence and focus on high-growth market segment Creation of direct and indirect employment opportunities across operations and value chains
- Strong focus on employee welfare, skill enhancement and career development
- Responsible labour practices and compliance with labour regulations
- Supplier and dealer ecosystem development programmes
- Promotion of local sourcing and support for MSMEs within the supply chain

Shaping Tomorrow: A Commitment to CSR

Manufacturing Pumps Since 1926
A Century Strong. Infinite Motion.

Kirloskar
Enriching Lives

All-women operated manufacturing facility in Kaniyur & 35% women workforce in Sanand factory is testimony towards gender equality and women empowerment

KBL conducts an array of activities and campaigns throughout the year. The company focuses on three areas for its CSR contributions Education, Healthcare, and Environment through the Vikas Charitable trust and Sou. Radhabai Trust

Solar Panel Installation at Vagaraiyampalyam PHC

E- Learning Setup at Nausarbad Aanganwadi

Ultrasound Sonography Machine installed at Cancer Hospital at Miraj

37 no. Solar Lights installed at Kirloskarvadi

Thank you

Company

Enriching Lives

KIRLOSKAR BROTHERS LIMITED
Established 1888
A Kirloskar Group Company

CIN: L29113PN1920PLC000670

Mr. Bhavesh Chheda
Email: bhavesh.chheda@kbl.co.in

www.kirloskarpumps.com

Investor Relations Advisor

SGA Strategic Growth Advisors

CIN: U74140MH2010PTC204285

Mr. Jigar Kavaiya / Mr. Umang Shah
E: jigar.kavaiya@sgapl.net / umang.shah@sgapl.net
T: +91 99206 02034 / +91 82918 32313

www.sgapl.net