



KRITI INDUSTRIES (INDIA) LIMITED

BRILLIANT SAPPHIRE, 801-804, 8th FLOOR, PLOT NO. 10, SCHEME 78-II, VIJAY NAGAR,
INDORE - 452 010 (M.P.) INDIA. PHONE No.: (+91-731) 2719100.
REGD. OFF.: "MEHTA CHAMBERS", 34, SIYAGANJ, INDORE - 452007 Phone: (+91-731) 2540963
E-mail: info@kritiindia.com Website: http://www.kritiindia.com

CIN : L25206MP1990PLC005732

KIIL/SE/2024-25

9th November, 2024

To,
BSE Limited
Phiroze Jeejeebhoy Towers, Dalal Street
Mumbai – 400001(M.H.)
BSE Script ID: KRITIIND,
BSE CODE: 526423

To,
National Stock Exchange of India Limited
Exchange Plaza, C-1, Block G
Bandra Kurla Complex, Bandra (E)
Mumbai – 400 051(M.H.)
Symbol: KRITI

Sub: Outcome of the 5/2024-25 Board Meeting of the Company held on Saturday, 9th November, 2024 at the Corporate Office of the Company as per Regulation 30 read with Schedule III(A)(IV) of the SEBI (LODR) Regulations, 2015.

Dear Sir,

This is in continuation of our letter no. KIIL/SE/2024-25 dated 30th October, 2024 regarding intimation for Board Meeting for consideration and approval of the standalone and consolidated Unaudited Financial Results for the Quarter and Half Year ended 30th September, 2024.

Pursuant to Regulation 30 of the SEBI (LODR) Regulations, 2015, we are pleased to inform you that the Meeting of the Board of Directors of the Company was held on Saturday, 9th November, 2024 at 11:00 A.M. and concluded at 2:15 P.M. at the Corporate Office of the Company in which the Board has taken the following decisions:-

1. Approval of the Standalone and Consolidated Unaudited Financial Results of the Company for the Quarter and Half Year ended 30th September, 2024 along with the Limited Review Report by the Statutory Auditors of the Company for the period;
2. Approval of the Standalone and Consolidated Unaudited Statement of Assets and Liabilities for the Half Year ended 30th September, 2024;
3. Approval of the Standalone and Consolidated Unaudited Statement of Cash Flow for the Half Year ended 30th September, 2024.

You are requested to kindly take the same on record for your reference and disseminate on the website of BSE and NSE.

Thanking you,
Yours faithfully,
For, Kriti Industries (India) Limited

Tanuj Sethi
Company Secretary & Compliance Officer
Encl: a/a

Rakesh Kumar & Associates
CHARTERED ACCOUNTANTS

CA. R.K. Gupta

B. Com, LL.B (Hons.), FCA

CA. Puneet Gupta

B.Com, FCA, DISA(ICAI)


LIMITED REVIEW REPORT

To

The Board of Directors

Kriti Industries (India) Limited, INDORE – 452 001 (MP)


- (1) We have reviewed the accompanying statement of standalone unaudited IndAS financial results of **KRITI INDUSTRIES (INDIA) LIMITED**, (“The Company”) for the Quarter ended on September 30, 2024 and year to date from April 1, 2024 to September 30, 2024 attached herewith (“the Statement”), being submitted by the company pursuant to the requirement of the Regulation 33 of the SEBI (Listing Obligations and Disclosure Requirements) Regulations, 2015 (“Listing Regulation”) as amended.
- (2) This statement is the responsibility of the Company’s Management and has been approved by the Board of Directors. Our responsibility is to express a conclusion on the statements based on our review.
- (3) We conducted our review of the Statement in accordance with the Standard on Review Engagements (SRE) 2410 “Review of Interim Financial Information Performed by the Independent Auditor of the Entity” issued by the Institute of Chartered Accountants of India. This standard requires that we plan and perform the review to obtain moderate assurance as to whether the statement is free of material misstatement. A review consists of making inquiries, primarily of persons responsible for financial and accounting matters, and applying analytical and other review procedures. A review is substantially less in scope than an audit conducted in accordance with Standards on Auditing specified under Section 143(10) of the Companies Act , 2013 and consequently does not enable us to obtain assurance that we would become aware of all significant matters that might be identified in an audit. We have not performed an audit and accordingly, we do not express an audit opinion.



- (4) Based on our review conducted as above, nothing has come to our attention that causes us to believe that the accompanying statement, prepared in all material respects in accordance with applicable Indian Accounting Standards ("Ind AS") prescribed under Section 133 of the Companies Act, 2013 and other recognized accounting practices and policies generally accepted in India, has not disclosed the information required to be disclosed in terms of Listing Regulation, including the manner in which it is to be disclosed, or that it contains any material misstatement.

For **Rakesh Kumar & Associates**
Chartered Accountants
FRN 002150C

(Puneet Gupta)
Partner
M. No. 413168



Place: Indore
Dated: November 09, 2024

UDIN: 24413168BKBFMB5880

Rakesh Kumar & Associates
CHARTERED ACCOUNTANTS

CA. R.K. Gupta

B. Com, LL.B (Hons.), FCA


CA. Puneet Gupta

B.Com, FCA, DISA(ICAI)

LIMITED REVIEW REPORT

To
The Board of Directors
Kriti Industries (India) Limited
INDORE – 452 001 (MP)

1. We have reviewed the accompanying Statement of Unaudited Consolidated Financial Results of **KRITI INDUSTRIES (INDIA) LIMITED** ("the Parent") and its one subsidiary (the Parent and its subsidiary together are referred to as "the Group") and its one associate for the Quarter ended on September 30, 2024 and year to date from April 1, 2024 to September 30, 2024 ("the Statement") attached herewith, being submitted by the Parent pursuant to the requirement of Regulation 33 of the SEBI (Listing Obligations and Disclosure Requirements) Regulations, 2015 as amended ("the Listing Regulation"), read with SEBI Circular No. CIR/CFD/CMD1/44/2019 dated March 29, 2019 ("the Circular").
2. This statement which is the responsibility of the Parent's management and approved by the Parent's Board of Directors, have been prepared in accordance with the related recognition and measurement principles laid down in the Indian Accounting Standards, prescribed under Section 133 of the Companies Act, 2013 and other accounting principles generally accepted in India. Our responsibility is to express a conclusion on the Statement based on our review.
3. We conducted our review of the Statement in accordance with the Standard on Review Engagements (SRE) 2410 "Review of Interim Financial Information Performed by the Independent Auditor of the Entity", issued by Institute of Chartered Accountants of India. This standard requires that we plan and perform the review to obtain moderate assurance as to whether the Statement is free from material misstatement. A review of interim financial information consists of making inquiries, primarily of persons responsible for financial and accounting matters, and applying analytical and other review procedures



A review is substantially less in scope than an audit conducted in accordance with the Standards on Auditing specified under Section 143 (10) of the Companies Act, 2013 and consequently does not enable us to obtain assurance that we would become aware of all the significant matters that might be identified in an audit. We have not performed an audit and accordingly, we do not express an audit opinion

We also performed procedures in accordance with the circular issued by SEBI under Regulation 33(8) of the SEBI (Listing Obligations and Disclosure Requirements) Regulations, 2015, as amended, to the extent applicable.

4. The Statement includes the results of the following entities:

| S.No. | Name of the Subsidiary/Associate | Relationship |
|--------------|---|---------------------|
| 1. | Kriti Auto and Engineering Plastics Private Limited | Subsidiary |
| 2. | FP Elite Energy Private Limited | Associate |

5. Based on our review conducted and procedures performed as stated in paragraph 3 above and based on consideration of interim financial statements of the associate referred in paragraph 6 below nothing has come to our attention that causes us to believe that the accompanying Statement, prepared in accordance with the recognition and measurement principles laid down in the aforesaid Indian Accounting Standards specified under Section 133 of the Companies Act, 2013, as amended, read with relevant rules issued thereunder and other accounting principles generally accepted in India, has not disclosed the information required to be disclosed in terms of Listing Regulation, including the manner in which it is to be disclosed, or that it contains any material misstatement.



6. The statement also includes the Group's share of net profit after tax (net) of Rs. 2.40 lacs and 9.61 Lacs respectively and total comprehensive income (net) of Rs. Nil for the quarter and six months ended on 30th September 2024 as considered in the statement in respect of one associate based on their interim financial statements/financial informations/financial results which has not been reviewed but certified by the management of the associate. According to information and explanations given to us by the Parent's management, these interim financial statements/financial informations/financial results are not material to the group.

Our conclusion is not modified in respect of this matter.

For **RAKESH KUMAR & ASSOCIATES**

Chartered Accountants

FRN: 002150C

Puneet Gupta

Partner

M.No.: 413168



UDIN: 24413168BKBFMC2146

Place: Indore

Dated: November 09, 2024

KRITI INDUSTRIES (INDIA) LIMITED
CIN:L25206MP1990PLC005732

Regd. Office:- "Mehta Chambers", 34, Siyaganj, Indore - 452 007 (M.P.)

STATEMENT OF STANDALONE AND CONSOLIDATED UNAUDITED FINANCIAL RESULTS FOR THE QUARTER AND HALF YEAR ENDED 30th SEPTEMBER, 2024

| Sr.No. | Particulars | STANDALONE | | | | | | CONSOLIDATED | | | | | |
|--------|---|---------------------------|---------------------------|---------------------------|---------------------------|---------------------------|-------------------------|---------------------------|---------------------------|---------------------------|---------------------------|---------------------------|-------------------------|
| | | Quarter Ended | | | Half Year Ended | | Year Ended | Quarter Ended | | | Half Year Ended | | Year Ended |
| | | 30.09.2024 (Unaudited) | 30.06.2024 (Unaudited) | 30.09.2023 (Unaudited) | 30.09.2024 (Unaudited) | 30.09.2023 (Unaudited) | 31.03.2024 (Audited) | 30.09.2024 (Unaudited) | 30.06.2024 (Unaudited) | 30.09.2023 (Unaudited) | 30.09.2024 (Unaudited) | 30.09.2023 (Unaudited) | 31.03.2024 (Audited) |
| 1 | INCOME | | | | | | | | | | | | |
| | (i) Revenue From Operations | 11,736.18 | 25,716.21 | 14,966.00 | 37,452.39 | 42,921.31 | 86,662.61 | 11,736.19 | 25,716.21 | 14,966.00 | 37,452.39 | 42,921.31 | 86,662.61 |
| | (ii) Other Income | 105.42 | 89.04 | 31.77 | 194.46 | 96.18 | 337.59 | 105.89 | 89.56 | 32.21 | 195.46 | 96.28 | 339.44 |
| | Total Income(i+ii) | 11,841.60 | 25,805.25 | 14,997.77 | 37,646.85 | 43,017.49 | 87,000.20 | 11,842.08 | 25,805.77 | 14,998.21 | 37,647.85 | 43,019.59 | 87,002.05 |
| 2 | EXPENSES | | | | | | | | | | | | |
| | (a) Cost of materials consumed | 11,968.53 | 19,238.70 | 14,180.23 | 31,207.23 | 35,511.64 | 68,403.37 | 11,968.53 | 19,238.70 | 14,180.23 | 31,207.23 | 35,511.64 | 68,403.37 |
| | (b) Changes in inventories of finished goods, Stock-in-Trade and work-in-progress | (4,005.91) | 488.23 | (2,941.94) | (3,517.68) | (1,231.53) | 515.10 | (4,005.91) | 488.23 | (2,941.94) | (3,517.68) | (1,231.53) | 515.10 |
| | (c) Employee benefits expense | 964.45 | 959.48 | 855.90 | 1,923.93 | 1,690.87 | 3,527.44 | 964.45 | 959.48 | 855.90 | 1,923.93 | 1,690.87 | 3,527.43 |
| | (d) Finance costs | 596.26 | 573.73 | 480.00 | 1,169.99 | 966.96 | 2,096.26 | 580.63 | 558.66 | 465.36 | 1,139.29 | 938.24 | 2,037.53 |
| | (e) Depreciation and amortization expense | 333.51 | 339.00 | 297.43 | 672.51 | 581.18 | 1,199.45 | 333.51 | 339.00 | 297.43 | 672.51 | 581.18 | 1,199.45 |
| | (f) Other expenses | 2,293.09 | 2,599.06 | 1,836.16 | 4,892.14 | 4,165.83 | 8,269.02 | 2,293.48 | 2,599.82 | 1,836.32 | 4,893.29 | 4,166.17 | 8,269.88 |
| | Total Expenses | 12,149.93 | 24,198.20 | 14,707.78 | 36,348.12 | 41,684.95 | 84,010.64 | 12,134.69 | 24,183.88 | 14,693.30 | 36,318.57 | 41,656.57 | 83,952.76 |
| 3 | Profit/(loss) before exceptional item and tax | (308.33) | 1,607.05 | 289.99 | 1,298.73 | 1,332.54 | 2,989.56 | (292.61) | 1,621.89 | 304.91 | 1,329.27 | 1,363.02 | 3,049.29 |
| 4 | Exceptional item | - | - | - | - | - | - | - | - | - | - | - | - |
| 5 | Profit/(loss) before tax (3-4) | (308.33) | 1,607.05 | 289.99 | 1,298.73 | 1,332.54 | 2,989.56 | (292.61) | 1,621.89 | 304.91 | 1,329.27 | 1,363.02 | 3,049.29 |
| 6 | Tax expense: | | | | | | | | | | | | |
| | (i) Current tax | 40.00 | 230.00 | - | 270.00 | - | - | 43.96 | 233.73 | 3.75 | 277.69 | 7.67 | 15.05 |
| | (ii) Deferred tax | 21.74 | 11.85 | 50.87 | 33.59 | 322.65 | 848.09 | 21.74 | 11.85 | 50.87 | 33.59 | 322.65 | 848.09 |
| | Total Tax Expenses (i+ii+iii) | 61.74 | 241.85 | 50.87 | 303.59 | 322.65 | 848.09 | 65.70 | 245.58 | 54.62 | 311.28 | 330.32 | 863.14 |
| 7 | Net Profit/(Loss) for the period from continuing operations (5-6) | (370.07) | 1,365.20 | 239.12 | 995.14 | 1,009.89 | 2,141.47 | (358.31) | 1,376.31 | 250.29 | 1,017.99 | 1,032.70 | 2,186.15 |
| 8 | Profit/(Loss) for the period from discontinued operations | - | - | - | - | - | - | - | - | - | - | - | - |
| 9 | Tax expense discontinued operations : | | | | | | | | | | | | |
| | (i) Current tax | - | - | - | - | - | - | 0 | - | - | - | - | - |
| | (ii) Deferred tax | - | - | - | - | - | - | - | - | - | - | - | - |
| 10 | Net Profit/(Loss) for the period from discontinued operations after tax(8-9) | - | - | - | - | - | - | - | - | - | - | - | - |
| 11 | Net Profit/(Loss) for the period before shared Profit/(Loss) of Associate (7+10) | (370.07) | 1,365.20 | 239.12 | 995.14 | 1,009.89 | 2,141.47 | (358.31) | 1,376.31 | 250.30 | 1,017.99 | 1,032.70 | 2,186.15 |
| 12 | Share in Net Profit/(Loss) of Associate | - | - | - | - | - | - | 2.40 | 7.21 | 0.57 | 9.61 | 4.28 | 6.83 |
| | Net Profit/(Loss) for the period from associate | - | - | - | - | - | - | 2.40 | 7.21 | 0.57 | 9.61 | 4.28 | 6.83 |
| 13 | Profit After Tax | (370.07) | 1,365.20 | 239.12 | 995.14 | 1,009.89 | 2,141.47 | (355.91) | 1,383.52 | 250.86 | 1,027.60 | 1,036.98 | 2,192.98 |
| 14 | Other Comprehensive Income | | | | | | | | | | | | |
| a | Items that will not be reclassified to Profit or Loss | | | | | | | | | | | | |
| | Remeasurement of Defined Benefit Plan | (9.37) | (9.37) | 0.54 | (18.75) | 1.07 | (37.49) | (9.37) | (9.37) | 0.54 | (18.75) | 1.07 | (37.49) |
| b | Items that will be reclassified to Profit or Loss | | | | | | | | | | | | |
| | Effective portion of Cash Flow Hedge | | | | | | | | | | | | |
| 15 | Total Comprehensive Income for the period (14+15) | (379.44) | 1,355.84 | 239.66 | 976.39 | 1,010.96 | 2,103.98 | (365.28) | 1,374.15 | 251.41 | 1,008.85 | 1,038.05 | 2,155.49 |
| 16 | Paid up Equity Share Capital (Face Value Re. 1 Per Share) | 496.04 | 496.04 | 496.04 | 496.04 | 496.04 | 496.04 | 496.04 | 496.04 | 496.04 | 496.04 | 496.04 | 496.04 |
| 17 | Earnings per equity share (of Re.1/- each) (not annualised) | | | | | | | | | | | | |
| | (a) Basic | -0.75 | 2.75 | 0.48 | 2.01 | 2.04 | 4.32 | -0.72 | 2.79 | 0.51 | 2.07 | 2.09 | 4.42 |
| | (b) Diluted | -0.66 | 2.75 | 0.48 | 1.88 | 2.04 | 4.32 | -0.63 | 2.79 | 0.51 | 1.94 | 2.09 | 4.42 |

PART II

Standalone and Consolidated Statement of Assets and Liabilities

(Rs.in Lakhs)

| Sr. No. | Particulars | Standalone | | Consolidated | |
|---------|--|---------------------|---------------------|---------------------|---------------------|
| | | As at 30.09.2024 | As at 31.03.2024 | As at 30.09.2024 | As at 31.03.2024 |
| | ASSETS | | | | |
| 1 | Non-current assets | | | | |
| | (a) Property, Plant and Equipment | 15,357.33 | 15,529.15 | 15,357.33 | 15,529.15 |
| | (b) Capital work-in-progress | 2,240.74 | 1,322.21 | 2,240.74 | 1,322.21 |
| | (c) Other Intangible assets | 2.95 | 3.75 | 2.95 | 3.75 |
| | (d) Financial Assets | | | | |
| | (i) Investments | 1,197.96 | 1,197.96 | 438.15 | 428.55 |
| | (ii) Loans | - | - | - | - |
| | (iii) Other financial assets | 355.41 | 319.46 | 371.67 | 335.73 |
| | Non-current assets | 19,154.38 | 18,372.53 | 18,410.83 | 17,619.39 |
| 2 | Current Assets | | | | |
| | (a) Inventories | 22,487.55 | 15,574.04 | 22,487.55 | 15,574.04 |
| | (b) Financial Assets | | | | |
| | (i) Trade receivables | 4,357.28 | 6,674.38 | 4,357.28 | 6,674.38 |
| | (ii) Cash and cash equivalents | 3.86 | 0.99 | 22.93 | 29.77 |
| | (iii) Bank balances other than (ii) above | 2,443.70 | 2,007.32 | 2,471.32 | 2,034.95 |
| | (iv) Loans | - | - | - | - |
| | (c) Income tax assets (Net) | 360.58 | 39.70 | 360.58 | 39.70 |
| | (d) Other current assets | 5,120.59 | 3,391.52 | 5,140.42 | 3,399.33 |
| | Current assets | 34,773.56 | 27,687.95 | 34,840.08 | 27,752.17 |
| | TOTAL - ASSETS | 53,927.94 | 46,060.48 | 53,250.91 | 45,371.56 |
| | EQUITY AND LIABILITIES | | | | |
| 1 | Equity | | | | |
| | (a) Equity Share capital | 496.04 | 496.04 | 496.04 | 496.04 |
| | (b) Other Equity | 19,171.86 | 14,545.57 | 19,329.74 | 14,670.99 |
| | Equity | 19,667.90 | 15,041.61 | 19,825.77 | 15,167.03 |
| 2 | LIABILITIES | | | | |
| | Non-Current Liabilities | | | | |
| | (a) Financial Liabilities | | | | |
| | (i) Borrowings | 5,232.00 | 5,777.34 | 4,345.01 | 4,918.34 |
| | (ia) Lease Liability | 191.76 | 210.26 | 191.76 | 210.26 |
| | (b) Deferred tax liabilities (Net) | 1,168.49 | 1,134.91 | 1,168.50 | 1,134.91 |
| | (c) Other non-current liabilities | 466.27 | 450.92 | 466.27 | 450.92 |
| | (d) Provisions | 113.73 | 113.73 | 113.73 | 113.73 |
| | Non-current liabilities | 7,172.25 | 7,687.16 | 6,285.27 | 6,828.16 |
| 3 | Current liabilities | | | | |
| | (a) Financial Liabilities | | | | |
| | (i) Borrowings | 9,346.28 | 7,677.43 | 9,346.28 | 7,677.43 |
| | (ii) Lease Liability | 33.97 | 30.94 | 33.97 | 30.94 |
| | (ii) Trade payables | | | | |
| | (a) Total outstanding dues of micro enterprises and small enterprises | 323.25 | 236.64 | 323.25 | 236.64 |
| | (b) Total outstanding dues of creditors other than micro and small enterprises | 14,841.16 | 13,101.41 | 14,841.16 | 13,101.41 |
| | (iii) Others | 13.80 | 11.70 | 13.80 | 11.70 |
| | (b) Other current liabilities | 2,307.79 | 2,055.85 | 2,359.87 | 2,100.51 |
| | (c) Provisions | 221.54 | 217.74 | 221.54 | 217.74 |
| | (d) Current tax liabilities (Net of Adv Tax & TDS) | - | - | - | - |
| | Current liabilities | 27,087.79 | 23,331.71 | 27,139.87 | 23,376.37 |
| 4 | Other advances received against non current assets held for sale. | - | - | - | - |
| | Total Equity and Liabilities | 53,927.94 | 46,060.48 | 53,250.91 | 45,371.56 |

| Particulars | Standalone | | | | Consolidated | | | |
|--|-----------------------|-------------------|-----------------------|-------------------|-----------------------|-------------------|-----------------------|-------------------|
| | Year Ended 30.09.2024 | | Year ended 31.03.2024 | | Year Ended 30.09.2024 | | Year ended 31.03.2024 | |
| | Amount | Amount | Amount | Amount | Amount | Amount | Amount | Amount |
| Cash Flow From Operating Activities | | | | | | | | |
| Net Profit before Tax | | 1,298.72 | | 2,989.56 | | 1,329.27 | | 3,049.28 |
| Add: Loss/ (profit) from Discontinued Operations | | - | | - | | - | | - |
| Net Profit before Tax (Net of Discontinued Operations) | | 1,298.72 | | 2,989.56 | | 1,329.27 | | 3,049.28 |
| Adjustments for : | | | | | | | | |
| Depreciation and Amortization Expenses | 672.52 | | 1,199.45 | | 672.51 | | 1,199.45 | |
| (Profit)/ Loss on Sale of Property Plant & Equipments | - | | - | | - | | - | |
| Financial Income | (139.34) | | (285.44) | | (140.34) | | (287.28) | |
| OCI Income | (18.75) | | (37.49) | | (18.75) | | (37.49) | |
| Financial Expense | 1,169.99 | 1,684.42 | 2,096.26 | 2,972.78 | 1,169.99 | 1,683.42 | 2,096.26 | 2,970.94 |
| Cash Operating Profit before working capital changes | | 2,983.14 | | 5,962.34 | | 3,012.69 | | 6,020.22 |
| (Increase) / Decrease in Inventories | (6,913.51) | | 369.66 | | (6,913.51) | | 369.67 | |
| (Increase) / Decrease in Trade Receivables | 2,317.10 | | (1,331.04) | | 2,317.10 | | (1,331.04) | |
| (Increase) / Decrease in Deposit given | - | | - | | - | | - | |
| (Increase) / Decrease in Other Current Assets | (1,729.06) | | 398.67 | | (1,741.10) | | 400.23 | |
| (Increase) / Decrease in Loan Given | - | | - | | - | | - | |
| (Increase) / Decrease in other Financial assets | (35.95) | | (128.05) | | (35.94) | | (128.06) | |
| Increase / (Decrease) in Trade Payables | 1,826.37 | | 416.96 | | 1,826.36 | | 416.96 | |
| Increase / (Decrease) in Other Financial Liabilities | 5.13 | | 1.94 | | 5.13 | | 1.95 | |
| Increase / (Decrease) in Other Current Liabilities | 251.94 | | (174.60) | | 259.36 | | (134.76) | |
| Increase / (Decrease) in Provisions | 3.79 | | 77.65 | | 3.80 | | 77.64 | |
| Increase / (Decrease) in Other Tax Liabilities | - | | - | | - | | - | |
| | | (4,274.19) | | (368.81) | | (4,278.78) | | (327.41) |
| Tax Paid | | (590.88) | | 166.06 | | (598.57) | | 150.13 |
| Net Cash From Operating Activities (A) | | (1,881.93) | | 5,759.59 | | (1,864.66) | | 5,842.93 |
| Cash Flow From Investing Activities | | | | | | | | |
| Financial Income | 139.34 | | 285.44 | | 140.34 | | 287.28 | |
| Sale Proceed Of Property Plant & Equipments (Net) | - | | - | | - | | - | |
| Purchase of Property, Plant & Equipment Including CWIP Net of Govt. Grant. | (1,419.23) | | (4,012.47) | | (1,419.23) | | (4,012.47) | |
| Purchase of Intangible assets Including WIP | 0.79 | | 0.80 | | 0.79 | | 0.80 | |
| Advance received against Property Plant & Equipments held for sale (Net) | - | | - | | - | | - | |
| Investment in Fixed Deposits against margin money | (436.37) | | (727.49) | | (436.37) | | (729.10) | |
| (Increase) / Decrease in Non Current Investment | - | | (136.00) | | (9.60) | | (142.84) | |
| Profit/ (Loss) on sale of assets of discontinued operation | - | | - | | 9.61 | | 6.83 | |
| Add: Loss/ (profit) from Discontinued Operations | | | | | | | | |
| Net Cash Used In Investing Activities (B) | | (1,715.47) | | (4,589.72) | | (1,714.47) | | (4,589.50) |
| Cash Flow From Financing Activities | | | | | | | | |
| Proceeds from Long Term Borrowings | - | | - | | - | | - | |
| Repayment of Long Term Borrowings | (545.33) | | 2,452.50 | | (573.33) | | 2,393.51 | |
| Net Increase / (Decrease) in Long Term Borrowings | (545.33) | | 2,452.50 | | (573.33) | | 2,393.51 | |
| Increase / (Decrease) in Other Non Current Liability | (3.16) | | (10.09) | | (3.15) | | (10.10) | |
| Increase / (Decrease) in Short Term Borrowings | 1,668.84 | | (1,517.12) | | 1,668.84 | | (1,517.12) | |
| Dividend Paid on Equity Shares | (99.21) | | - | | (99.21) | | - | |
| Proceeds from Non Convertible share warrants | 3,749.11 | | - | | 3,749.11 | | (2,096.26) | |
| Financial Expenses | (1,169.99) | | (2,096.26) | | (1,169.99) | | - | |
| | | 3,600.26 | | (1,170.97) | | 3,572.28 | | (1,229.97) |
| Net Cash Used In Financing Activities (C) | | 3,600.26 | | (1,170.97) | | 3,572.28 | | (1,229.97) |
| Net Decrease In Cash and Cash Equivalents (A + B + C) | | 2.87 | | (1.11) | | (6.85) | | 23.45 |
| ADD :Cash and cash equivalents - Opening - 1st April | | 0.99 | | 2.10 | | 29.77 | | 6.32 |
| Cash and cash equivalents - Closing - 30th September, 2024 | | 3.86 | | 0.99 | | 22.93 | | 29.77 |
| Footnote to Cash Flow Statement: | | | | | | | | (0.00) |
| Particulars | 2024-25 | | 2023-24 | | 2024-25 | | 2023-24 | |
| Cash & Cash Equivalents | | | | | | | | |
| Balances with Banks | | | | | | | | |
| Current Account | 0.21 | | 0.10 | | 19.26 | | 28.87 | |
| Cash on hand | 3.65 | | 0.89 | | 3.66 | | 0.90 | |
| Total of Cash & Cash Equivalent | 3.86 | | 0.99 | | 22.93 | | 29.77 | |

Notes

- The above results have been reviewed by the Audit Committee in its meeting held on 9th November, 2024 and taken on record by the Board of Directors in its meeting held on 9th November, 2024.
- The consolidated financial statements include result of (a) the wholly owned subsidiary (WOS) Kriti Auto and Engineering Plastics Pvt. Ltd and (b) Associate Company viz.FP Elite Energy Private Limited.
- The above financial results have been prepared in accordance with the Companies (Indian Accounting Standards) Rules, 2015 (Ind AS) as amended, prescribed under Section 133 of the Companies Act, 2013, read with relevant rules issued thereunder.
- The financial results for the quarter and half year ended on 30th September 2024 reflects the cyclical/ seasonal nature of the business.
- "The Group" has only one Business Segment – Plastics as per Ind AS 108 Operating Segments.
- The figures for quarter ended on 30th September, 2024 and 30th September, 2023 are balancing figures between the figure reviewed for half year ended on 30th September 2024 and 30th September 2023 and the figure reviewed for quarter ended on 30th June, 2024 and 30th June, 2023 respectively.
- Pursuant to the special resolution passed at the Extraordinary General Meeting held on July 15, 2024, and the relevant regulatory provisions, the Company has allotted on July 27, 2024 by way of preferential allotment, 9461480 warrants at a price of Rs.159.50 each, each warrant carrying an option to apply and be allotted upon being fully paid up within a period of 18 months from date of allotment to subscribe to one equity share of face value Re.1 of the Company (including premium of Rs.157.50 each). The subscription and allotment money - Rs.3749.11 lakhs, being 25% of the total warrant price, was received during the quarter and the monitoring agency has certified its usage as per the plan approved by the shareholders and the balance unutilised amount of Rs.402 lakhs has been temporarily parked in bank deposits.
- The statutory auditors have expressed an unmodified audit opinion.

For KRITI INDUSTRIES (INDIA) LIMITED

(SHIV SINGH MEHTA)
Chairman & Managing Director
DIN 00023523

Place :- Indore
Date:- 9th November, 2024