

KEYNOTE

Ref # Key24/Stock Exchange Let/Sk (51)

September 3, 2024

The Manager
BSE Limited,
Listing Department,
PhirozeJeejeebhoy Towers,
Dalal Street,
Mumbai - 400 001

Scrip Code: 512597

The Manager
National Stock Exchange of India Ltd.
Listing Department,
Exchange Plaza, C-1, Block - G,
Bandra Kurla Complex, Bandra (East),
Mumbai - 400 051

Symbol: KEYFINSERV

Dear Sir/Madam,

Sub: Notice and Annual Report of 31st Annual General Meeting (AGM) of the Company

Pursuant to Regulation 30 of the Securities and Exchange Board of India (Listing Obligations and Disclosure Requirements), Regulations 2015, please find attached herewith the Notice and Annual Report of 31st Annual General Meeting of the Company to be held on Thursday, September 26, 2024, for your perusal.

You are requested to take the above on record.

Yours faithfully,
For **Keynote Financial Services Limited**

Simran Kashela
Company Secretary and Compliance Officer

KEYNOTE



KEYNOTE FINANCIAL SERVICES LIMITED

**KEYNOTE FINANCIAL SERVICES LIMITED
ANNUAL REPORT 2023 - 2024**

CONTENTS	PAGE NO.
• Board of Directors	3
• Notice	4
• Explanatory Statement	16
• Directors Report	21
• Management Discussion and Analysis.....	43
• Report on Corporate Governance	46
• Auditors' Report to the Shareholders	76
• Balance Sheet	88
• Profit and Loss Account	90
• Cash Flow Statement	92
• Notes to the Accounts	95
CONSOLIDATED ACCOUNTS	
• Auditor's Report.....	138
• Balance Sheet	146
• Profit and Loss Account.....	148
• Cash Flow Statement	150
• Notes to the Accounts	153
• Statement pursuant to first proviso to sub-section 219 of The Companies Act, 2013, read with Rule 5 of Companies (Accounts) Rules, 2014 in the prescribed Form AOC-1 Relating to Subsidiary Companies	200

BOARD OF DIRECTORS

Mr. Vineet Suchanti
Managing Director & CFO

Mr. Shishir Dalal
Independent Director

Mr. Rakesh Choudhari
Non-Executive and Non-Independent Director
(w.e.f. May 2, 2024)

Ms. Rinku Suchanti
Director

Mr. Riaz Taher Thingna
Independent Director

Mr. Ravindranath Cheerakuzhi Puthan Menon
Independent Director

BOARD COMMITTEES UPTO MARCH 28, 2024

Audit Committee	Nomination and Remuneration Committee
Mr. Shishir Dalal – Chairman	Mr. Manish Desai – Chairman
Mr. Manish Desai – Member	Mr. Anish Malhotra – Member
Mr. Uday S. Patil – Member	Mr. Shishir Dalal – Member
Management Committee	Stakeholders Relationship Committee
Mr. Vineet Suchanti – Chairman	Mr. Manish Desai – Chairman
Mr. Uday S. Patil – Member	Mr. Vineet Suchanti – Member
	Mr. Uday S. Patil – Member

BOARD COMMITTEES FROM MARCH 28, 2024

Audit Committee	Nomination and Remuneration Committee
Mr. Shishir Dalal – Chairman	Mr. Ravindranath Cheerakuzhi Puthan Menon – Chairman
Mr. Riaz Taher Thingna – Member	Mr. Riaz Taher Thingna – Member
Mr. Vineet Suchanti – Member	Mr. Shishir Dalal – Member
Management Committee	Stakeholders Relationship Committee
Mr. Vineet Suchanti – Chairman	Mr. Vineet Suchanti – Chairman
Ms. Rinku Suchanti – Member	Mr. Ravindranath Cheerakuzhi Puthan Menon – Member
	Ms. Rinku Suchanti – Member

COMPANY SECRETARY

Ms. Simran P. Kashela

REGISTERED OFFICE

Keynote Financial Services Limited
The Ruby, 9th floor, Senapati Bapat Marg,
Dadar (West), Mumbai – 400 028
CIN - L67120MH1993PLC072407
Email: investors@keynoteindia.net
Website: www.keynoteindia.net

SHARE TRANSFER AGENT

Link Intime India Pvt. Ltd.,
C 101, 247 Park, LBS Marg,
Vikhroli (West), Mumbai – 400 083
Tel : (022) 49186000 Fax No. (022) 49186060
Website: www.linkintime.co.in

BANKERS

Indian Bank
State Bank of India
ICICI Bank Limited
Punjab National Bank
Kotak Mahindra Bank Limited

AUDITORS

S M S R & CO LLP
Chartered Accountants,
A-005, Gr. Floor, Western Edge-II,
Off Western Express Highway,
Borivali (East) Mumbai – 400 066

**Thirty First Annual General Meeting
On September 26, 2024 at 11:00 a.m.
Through Video Conference or other Audio-Visuals Means**

NOTICE

NOTICE IS HEREBY GIVEN THAT THE THIRTY-FIRST (31st) ANNUAL GENERAL MEETING OF THE MEMBERS OF KEYNOTE FINANCIAL SERVICES LIMITED WILL BE HELD ON **THURSDAY, SEPTEMBER 26, 2024, AT 11:00A.M. INDIAN STANDARD TIME (“IST”)**. THE ANNUAL GENERAL MEETING SHALL BE HELD BY MEANS OF VIDEO CONFERENCING (“VC”) / OTHER AUDIO-VISUAL MEANS (“OAVM”) IN ACCORDANCE WITH THE RELEVANT CIRCULARS ISSUED BY THE MINISTRY OF CORPORATE AFFAIRS, TO TRANSACT THE FOLLOWING BUSINESS:

ORDINARY BUSINESS:

- 1. To receive, consider and adopt the Audited Financial Statements (including Audited Consolidated Financial Statements) for the Financial Year ended March 31, 2024 together with the Reports of the Board of Directors and Auditor’s thereon.**

To consider, and if thought fit, to pass, with or without modification(s), the following resolution, as an **Ordinary Resolution:**

“**RESOLVED THAT** the Audited Financial Statements (including Audited Consolidated Financial Statements) of the Company for the Financial Year ended March 31, 2024, together with the Reports of the Board of Directors and Auditor’s thereon for the Financial Year ended March 31, 2024, placed before the 31st Annual General Meeting be and are hereby received, considered and adopted.”

- 2. To declare dividend for the Financial Year ended March 31, 2024.**

To consider, and if thought fit, to pass, with or without modification(s), the following resolution, as an **Ordinary Resolution:**

“**RESOLVED THAT** pursuant to the recommendation of the Board of Directors of the company a dividend at the rate of 10 % (i.e. ₹ 1/- per share) for the year ended March 31 2024, on the fully paid Equity Shares of the Company be paid to those Shareholders of the Company whose names appear in the Company’s Register of Members on September 19, 2024.”

- 3. To appoint a director in place of Ms. Rinku Suchanti (DIN: 00012903), who retires by rotation and being eligible offers herself for reappointment.**

To consider, and if thought fit, to pass, with or without modification(s), the following resolution, as an **Ordinary Resolution:**

“**RESOLVED THAT** pursuant to the provisions of Section 152 and other applicable provisions of the Companies Act, 2013, Ms. Rinku Suchanti (DIN: 00012903), who retires by rotation, and being eligible for reappointment, as a Director of the Company”

SPECIAL BUSINESS:

- 4. To approve Material Related Party Transactions of the Company**

To consider and if thought fit, to pass the following resolution as an **Ordinary Resolution:**

“**RESOLVED THAT** pursuant to the provisions of Regulation 23(4) of the Securities and Exchange Board of India (Listing Obligations and Disclosure Requirements) Regulations, 2015 (“SEBI Listing Regulations”), as amended from time to time, the applicable provisions of the Companies Act, 2013 (“Act”) read with Rules made thereunder, other applicable laws/statutory provisions, if any, (including any statutory modification(s) or amendment(s) or re-enactment(s) thereof, for the time being in force), the Company’s Policy on Related

Party Transactions, and subject to such approval(s), consent(s), permission(s) as may be necessary from time to time and basis the approval and recommendation of the Audit Committee and the Board of Directors of the Company, the approval of the Members of the Company be and is hereby accorded to the Company to enter/continue to enter into Material Related Party Transaction(s)/ Contract(s)/Arrangement(s)/ Agreement(s) (whether by way of an individual transaction or transaction taken together or series of transactions or otherwise) with entities falling within the definition of 'Related Party' under Section 2(76) of the Act and Regulation 2(1)(zc)(i) of the Listing Regulations) in terms of the explanatory statement to this resolution and more specifically set out in the paragraph A in the explanatory statement.

RESOLVED FURTHER THAT the Directors of the Company be and is hereby authorized to do all such acts, deeds, matters and things as it may deem fit at its absolute discretion and to take all such steps as may be required in this connection including finalizing and executing necessary documents, contract(s), scheme(s), agreement(s) and such other documents as may be required, seeking all necessary approvals to give effect to this resolution, for and on behalf of the Company and settling all such issues, questions, difficulties or doubts whatsoever that may arise and to take all such decisions from powers herein conferred to, without being required to seek further consent or approval of the Members and that the Members shall be deemed to have given their approval thereto expressly by the authority of this resolution.”

5. To approve Material Related Party Transactions of the Subsidiaries of the Company

To consider and if thought fit, to pass the following resolution as an **Ordinary Resolution**:

“**RESOLVED THAT** pursuant to the provisions of Regulation 23(4) of the Securities and Exchange Board of India (Listing Obligations and Disclosure Requirements) Regulations, 2015 (“SEBI Listing Regulations”), as amended from time to time, the applicable provisions of the Companies Act, 2013 (“Act”) read with Rules made thereunder, other applicable laws/statutory provisions, if any, (including any statutory modification(s) or amendment(s) or re-enactment(s) thereof, for the time being in force), the Company’s Policy on Related Party Transactions, and subject to such approval(s), consent(s), permission(s) as may be necessary from time to time and basis the approval and recommendation of the Audit Committee and the Board of Directors of the Company, the approval of the Members of the Company be and is hereby accorded to Subsidiaries to enter/continue to enter into Material Related Party Transaction(s)/ Contract(s)/Arrangement(s)/Agreement(s) (whether by way of an individual transaction or transaction taken together or series of transactions or otherwise) with entities falling within the definition of 'Related Party' under Section 2(76) of the Act and Regulation 2(1)(zc)(ii) of the Listing Regulations) in terms of the explanatory statement to this resolution and more specifically set out in the paragraph B in the explanatory statement.

RESOLVED FURTHER THAT the Directors of the Company be and is hereby authorised to do all such acts, deeds, matters and things as it may deem fit at its absolute discretion and to take all such steps as may be required in this connection including finalizing and executing necessary documents, contract(s), scheme(s), agreement(s) and such other documents as may be required, seeking all necessary approvals to give effect to this resolution, for and on behalf of the Company and settling all such issues, questions, difficulties or doubts whatsoever that may arise and to take all such decisions from powers herein conferred to, without being required to seek further consent or approval of the Members and that the Members shall be deemed to have given their approval thereto expressly by the authority of this resolution.”

6. To approve transactions under Section 185 of the Companies Act, 2013

To consider and if thought fit, to pass the following resolution as a **Special Resolution**:

“**RESOLVED THAT** pursuant to Section 185 of the Companies Act, 2013 (as amended by Companies (Amendment) Act, 2017) (“said sections”) read with section 186 of Companies Act, 2013 (including any

statutory modification(s) or reenactment thereof for the time being in force) the consent of the Members of the Company be and is hereby accorded for advancing loan and / or giving of guarantee(s), and / or providing of security(ies) in connection with any loan taken / to be taken from financial institutions / banks / insurance companies / other investing agencies or any other person(s) / bodies corporate by any entity (said entity(ies) covered under the category of 'a person in whom any of the director of the company is interested' as specified in the explanation to Sub-section (b) of Section 2 of the said section, of an aggregate outstanding amount not exceeding ₹ 100 Crores (Rupees Hundred Crores only).

RESOLVED FURTHER THAT for the purpose of giving effect to this resolution, the Directors of the Company or Company Secretary be and is hereby authorized to negotiate, finalise and agree to the terms and conditions of the aforesaid Loans / Guarantees / Securities, and to take all necessary steps, to execute all such documents, instruments and writings and to do all necessary acts, deed and things in order to comply with all the legal and procedural formalities and to do all such acts, deeds or things incidental or expedient thereto and as the Board may think fit and suitable.”

**By Order of the Board of Directors
Keynote Financial Services Limited**

Sd/-

Simran Kashela

Company Secretary and Compliance Officer

Date: August 12, 2024

Place: Mumbai

NOTES:

1. The Ministry of Corporate Affairs (“MCA”) has, vide its circular dated December 28, 2022, read together with circulars dated April 8, 2020, April 13, 2020, May 5, 2020, January 13, 2021, December 8, 2021, December 14, 2021 and May 5, 2022 (collectively referred to as “MCA Circulars”), permitted convening the Annual General Meeting (“AGM” / “Meeting”) through Video Conferencing (“VC”) or Other Audio Visual Means (“OAVM”), without physical presence of the members at a common venue. In accordance with the MCA Circulars and applicable provisions of the Companies Act, 2013 (“the Act”) read with Rules made thereunder and the Securities and Exchange Board of India (Listing Obligations and Disclosure Requirements) Regulations, 2015 (“Listing Regulations”), the AGM of the Company is being held through VC / OAVM. The deemed venue for the AGM shall be the Registered Office of the Company. Further, towards this, the Securities and Exchange Board of India (‘SEBI’), vide its Circular(s) dated May 12, 2020, January 15, 2021, May 13, 2022, January 5, 2023, October 6, 2023, and October 7, 2023 (‘SEBI Circulars’) and other applicable circulars issued in this regard from time to time, has provided relaxations from compliance with certain provisions of the SEBI Listing Regulations.
2. In compliance with the applicable provisions of the Act, SEBI Listing Regulations, MCA Circulars and SEBI Circulars, the 31st AGM of the Company will be held through VC/OAVM on Thursday, September 26, 2024, at 11:00 a.m. (IST). The proceedings of the AGM will be deemed to be conducted at the Registered Office of the Company situated at The Ruby, 9th Floor, Senapati Bapat Marg Road, Dadar West, Mumbai- 400028.
3. **PURSUANT TO THE PROVISIONS OF THE ACT, A MEMBER ENTITLED TO ATTEND AND VOTE AT THE AGM IS ENTITLED TO APPOINT A PROXY TO ATTEND AND VOTE ON ITS BEHALF AND THE PROXY NEED NOT BE A MEMBER OF THE COMPANY. SINCE THIS AGM IS BEING HELD PURSUANT TO THE MCA CIRCULARS READ WITH APPLICABLE SEBI CIRCULARS, THROUGH VC/OAVM, PHYSICAL ATTENDANCE OF MEMBERS HAS BEEN DISPENSED WITH. ACCORDINGLY, THE FACILITY FOR APPOINTMENT OF PROXIES BY THE MEMBERS WILL NOT BE AVAILABLE FOR THIS AGM AND HENCE THE PROXY FORM, ATTENDANCE SLIP AND ROUTE MAP OF THE AGM ARE NOT ANNEXED TO THIS NOTICE.**

4. In compliance with the MCA Circulars and SEBI Circular dated January 5, 2023, Notice of the AGM along with the Annual Report for the financial year 2023-2024 is being sent only through electronic mode to those Members whose e-mail address is registered with the Company / Registrar and Transfer Agent / Depository Participants / Depositories. Members may note that the Notice and Annual Report for the financial year 2023-2024 will also be available on the Company's website at <https://keynoteindia.net/investor-relations> websites of the Stock Exchanges, that is, BSE Limited and National Stock Exchange of India Limited at www.bseindia.com and www.nseindia.com.
5. A statement pursuant to the provisions of Section 102(1) of the Act, relating to the Special Business to be transacted at the AGM, is annexed hereto. Further, additional information as required under Listing Regulations and Circulars issued thereunder are also annexed.
6. Pursuant to the Circular No. 14/2020 dated April 08, 2020, issued by the Ministry of Corporate Affairs, the facility to appoint proxy to attend and cast vote for the members is not available for this AGM. However, the Body Corporates are entitled to appoint authorised representatives to attend the AGM through VC/OAVM and participate there at and cast their votes through e-voting.
7. The Members can join the AGM in the VC/OAVM mode 15 minutes before and after the scheduled time of the commencement of the Meeting by following the procedure mentioned in the Notice. The facility of participation at the AGM through VC/OAVM will be made available for 1000 members on first come first served basis. This will not include large Shareholders (Shareholders holding 2% or more shareholding), Promoters, Institutional Investors, Directors, Key Managerial Personnel, the Chairpersons of the Audit Committee, Nomination and Remuneration Committee and Stakeholders Relationship Committee, Auditors etc. who are allowed to attend the AGM without restriction on account of first come first served basis.
8. The attendance of the Members attending the AGM through VC/OAVM will be counted for the purpose of reckoning the quorum under Section 103 of the Companies Act, 2013.
9. Pursuant to the provisions of Section 108 of the Companies Act, 2013 read with Rule 20 of the Companies (Management and Administration) Rules, 2014 (as amended) and Regulation 44 of SEBI (Listing Obligations & Disclosure Requirements) Regulations 2015 (as amended), and the Circulars issued by the Ministry of Corporate Affairs dated April 08, 2020, April 13, 2020 and May 05, 2020 the Company is providing facility of remote e-Voting to its Members in respect of the business to be transacted at the AGM. For this purpose, the Company has entered into an agreement with National Securities Depository Limited (NSDL) for facilitating voting through electronic means, as the authorized agency. The facility of casting votes by a member using remote e-Voting system as well as venue voting on the date of the AGM will be provided by NSDL.
10. In line with the Ministry of Corporate Affairs (MCA) Circular No. 17/2020 dated April 13, 2020, the Notice calling the AGM has been uploaded on the website of the Company at www.keynoteindia.net. The Notice can also be accessed from the websites of the Stock Exchanges i.e. BSE Limited and National Stock Exchange of India Limited at www.bseindia.com and www.nseindia.com respectively and the AGM Notice is also available on the website of NSDL (agency for providing the Remote e-Voting facility) i.e. www.evoting.nsdl.com.
11. Fixing record date for payment of Dividend for Financial Year 2023-2024 The Board of Directors at its meeting held on August 12, 2024 recommended a dividend of ₹ 1/- per Ordinary (equity) Share of ₹1 /- each (10%). Further, the Board has fixed Thursday, September 19, 2024 as the Record Date for determining the Members entitled to receive dividend for the Financial Year ended March 31, 2024, subject to approval of the shareholders at this Annual General Meeting. The dividend, if approved by the Members at this AGM, will be paid subject to deduction of income-tax at source ('TDS')

In respect of Ordinary shares held in physical form: To all the Members, whose names are on the Company's Register of Members, after giving effect to valid transmission and transposition requests lodged with the Company, as on close of business hours of Thursday, September 19, 2024.

In respect of Ordinary Shares held in electronic form: To all the beneficial owners of the shares, as of end of day of Thursday, September 19, 2024, as per details furnished by the Depositories for this purpose.

12. Pursuant to Finance Act 2020, dividend income will be taxable in the hands of shareholders w.e.f. April 1, 2020 and the Company is required to deduct tax at source from dividend paid to shareholders at the prescribed rates.

For the prescribed rates for various categories, the shareholders are requested to refer to the Finance Act, 2020 and amendments thereof. The shareholders are requested to update their PAN with RTA (in case of shares held in physical mode) and depositories (in case of shares held in demat mode). A Resident individual shareholder with PAN and who is not liable to pay income tax can submit a yearly declaration in Form No. 15G/15H, to avail the benefit of non-deduction of tax at source by email to investors@keynoteindia.net by 6:00 p.m. IST on September 23, 2024. The requisite forms are available on the website of the Company at www.keynoteindia.net.

The Shareholders may download these forms from the company's website and send: (a) physical copies of the duly filled forms / documents to the Registered Office of the Company at – The Ruby, 9th floor, Senapati Bapat Marg, Dadar (West), Mumbai – 400 028 at Maharashtra, or (b) scanned copies of the duly filled forms/ documents to Company's e-mail ID investors@keynoteindia.net Shareholders are requested to note that in case their PAN is not registered, the tax will be deducted at a higher rate of 20%. Non-resident shareholders can avail beneficial rates under tax treaty between India and their country of residence, subject to providing necessary documents i.e. No Permanent Establishment and Beneficial Ownership Declaration, Tax Residency Certificate, Form 10F, any other document which may be required to avail the tax treaty benefits by sending an email to investors@keynoteindia.net.

It may please be noted that Forms received after the said date and incomplete or incorrect forms shall not be considered and shall not be eligible for non-deduction or lower deduction of tax.

By submission of Form 15G/15H and Form 10F, along with the requisite supporting documents, the Shareholder is deemed to confirm to the Company that:

- a. the Shareholder satisfies the requisite criteria for submission of the same and takes full responsibility for availing the TDS deduction exemption;
 - b. the Company or Registrar and Transfer Agent i.e. Link Intime India Private Limited will not be held responsible / liable and no claims shall lie against them in this regard;
 - i. the online submission of the Form 15G/Form 15H (if made) shall be deemed to have been signed by the Shareholder. The forms for download are available at Company's website at: <https://keynoteindia.net/investor-relations>.
13. Mandatory updation of PAN, KYC, Bank details, Specimen signature and Nomination details prior to processing the payment of Dividend: Pursuant to SEBI Master Circular no. SEBI/HO/MIRSD/ POD-1/P/ CIR/2024/37 dated May 7, 2024 issued to the Registrar and Transfer Agents and SEBI Circular no. SEBI/HO/MIRSD/POD-1/P/CIR/2023/181 dated November 17, 2023, as amended, SEBI has mandated that, with effect from April 1, 2024, dividend to the security holders holding shares in physical mode shall be paid only through electronic mode. Such payment to the eligible shareholders holding physical shares shall be made only after they have furnished their PAN, Contact Details (Postal Address with PIN and Mobile Number), Bank Account Details, Specimen Signature, etc., for their corresponding physical folios with the Company or its RTA. Relevant FAQs have been published by SEBI in this regard. The FAQs and the abovementioned SEBI Master Circular and SEBI Circular are available on SEBI's website and the website of the Company at www.keynoteindia.net. The forms for updation of PAN, KYC, Bank details and Nomination viz. Forms ISR-1, ISR-2, ISR-3 and SH-13 are available on our website at [www.keynoteindia.net/compliance/investor-relations/ KYC forms/](http://www.keynoteindia.net/compliance/investor-relations/KYC-forms/). In view of the above, we urge Members holding shares in physical form to submit the required forms duly filled up and signed, along with the supporting documents at the earliest to the RTA at satyan.desai@linkintime.co.in. Towards this, the Company is sending letters

to the Members holding shares in physical form, in relation to applicable SEBI Circular(s). Members who hold shares in dematerialised form and wish to update their PAN, KYC, Bank details and Nomination, are requested to contact their respective DPs Further, Members holding shares in physical form are requested to ensure that their PAN is linked to their Aadhaar card.

14. The Company has appointed an Independent Professional (Practicing Company Secretary – M. K. Saraswat & Associates.) as Scrutinizer to conduct the E-voting in a fair and transparent manner. The Scrutinizer shall, immediately after the conclusion of e-voting at the Virtual General Meeting, would count the votes cast at the meeting, thereafter unblock the votes cast through e-voting in the presence of at least two witnesses not in the employment of the Company and make, not later than two days of conclusion of the meeting, a consolidated Scrutinizer's report of the total votes cast in favour or against, if any, to the Chairman or person authorized by him in writing who shall countersign the same.
15. Members may please note that SEBI vide its Circular No. SEBI/HO/MIRSD/ MIRSD_RTAMB/P/CIR/2022/8 dated January 25, 2022 has mandated the listed companies to issue securities in demat form only, while processing service requests viz. Issue of duplicate securities certificate, claim from Unclaimed Suspense Account, Renewal/Exchange of securities certificate, Endorsement, Sub-division/Splitting of securities certificate, Consolidation of securities certificates/ folios, Transmission and Transposition. Accordingly, Shareholders are requested to make service requests by submitting a duly filled and signed Form ISR-4. It may be noted that any service request can be processed only after the folio is KYC compliant.
16. Members are requested to note that, dividends if not encashed for a consecutive period of 7 (seven) years from the date of transfer to Unpaid Dividend Account of the Company, are liable to be transferred to the Investor Education and Protection Fund ('IEPF'). The shares in respect of which dividend remain unclaimed for 7 (seven) consecutive years are also liable to be transferred to the demat account of the IEPF Authority. In view of this, Members/Claimants are requested to claim their unclaimed dividends from the Company, within the stipulated timeline. Members whose equity shares and/or unclaimed dividends have been transferred to IEPF, may claim the same by making an application to the IEPF Authority, in Form No. IEPF-5 available on www.iepf.gov.in The attention of Members is particularly drawn to the Corporate Governance Report forming part of the Integrated Report & Annual Accounts for Financial Year 2023-2024, in respect of unclaimed dividends and transfer of dividends/shares to the IEPF. Further, the Company is sending request letters to eligible shareholders whose dividend remains unclaimed and whose shares are eligible for transfer to IEPF Authority during the year, requesting them to claim their dividends from the Company.
17. During Financial Year 2023-2024, SEBI has established a common Online Dispute Resolution Portal ('ODR Portal') for resolution of disputes arising in the Indian Securities Market. Pursuant to this, post exhausting the option to resolve their grievance with the RTA/Company directly and/or through the SEBI SCORES platform, the investors can initiate dispute resolution through the ODR Portal (<https://smartodr.in/login>) and the same can also be accessed through the Company's website at <https://www.keynoteindia.net/smartodr.in/login>
18. The results along with Scrutinizer's report shall be placed on the website (i.e. www.keynoteindia.net) of the Company and shall also be communicated to the Stock Exchanges. The Resolutions shall be deemed to be passed, if approved, on the date of AGM.

THE INSTRUCTIONS FOR MEMBERS FOR REMOTE E-VOTING AND JOINING GENERAL MEETING ARE AS UNDER: -

The remote e-voting period begins on Monday, September 23, 2024, at 10:00 A.M. and ends on Wednesday, September 25, 2024, at 5:00 P.M. The remote e-voting module shall be disabled by NSDL for voting thereafter. The Members, whose names appear in the Register of Members / Beneficial Owners as on the record date (cut-off date) i.e. Thursday, September 19, 2024, may cast their vote electronically. The voting right of shareholders shall be in proportion to their share in the paid-up equity share capital of the Company as on the cut-off date, being September 19, 2024.

How do I vote electronically using NSDL e-Voting system?

The way to vote electronically on NSDL e-Voting system consists of “Two Steps” which are mentioned below:




Step 1: Access to NSDL e-Voting system

A) Login method for e-Voting and joining virtual meeting for Individual shareholders holding securities in demat mode

In terms of SEBI circular dated December 9, 2020 on e-Voting facility provided by Listed Companies, Individual shareholders holding securities in demat mode are allowed to vote through their demat account maintained with Depositories and Depository Participants. Shareholders are advised to update their mobile number and email Id in their demat accounts in order to access e-Voting facility.

Login method for Individual shareholders holding securities in demat mode is given below:

Type of shareholders	Login Method
Individual Shareholders holding securities in demat mode with NSDL.	1. Existing IDeAS user can visit the e-Services website of NSDL Viz. https://eservices.nsdl.com either on a Personal Computer or on a mobile. On the e-Services home page click on the “ Beneficial Owner ” icon under “ Login ” which is available under ‘ IDeAS ’ section, this will prompt you to enter your existing User ID and Password. After successful authentication, you will be able to see e-Voting services under Value added services. Click on “ Access to e-Voting ” under e-Voting services and you will be able to see e-Voting page. Click on company name or e-Voting service provider i.e. NSDL and you will be re-directed to e-Voting website of NSDL for casting your vote during the remote e-Voting period or joining virtual meeting & voting during the meeting.
	2. If you are not registered for IDeAS e-Services, option to register is available at https://eservices.nsdl.com . Select “ Register Online for IDeAS Portal ” or click at https://eservices.nsdl.com/SecureWeb/IdeasDirectReg.jsp 3. Visit the e-Voting website of NSDL. Open web browser by typing the following URL: https://www.evoting.nsdl.com/ either on a Personal Computer or on a mobile. Once the home page of e-Voting system is launched, click on the icon “Login” which is available under ‘Shareholder/Member’ section. A new screen will open. You will have to enter your User ID (i.e. your sixteen digit demat account number hold with NSDL), Password/OTP and a Verification Code as shown on the screen. After successful authentication, you will be redirected to NSDL Depository site wherein you can see e-Voting page. Click on company name or e-Voting service provider i.e. NSDL and you will be redirected to e-Voting website of NSDL for casting your vote during the remote e-Voting period or joining virtual meeting & voting during the meeting.

Type of shareholders	Login Method
	<p>4. Shareholders/Members can also download NSDL Mobile App “NSDL Speede” facility by scanning the QR code mentioned below for seamless voting experience.</p> <div style="text-align: center;"> <p>NSDL Mobile App is available on</p>    </div>
<p>Individual Shareholders holding securities in demat mode with CDSL</p>	<ol style="list-style-type: none"> 1. Users who have opted for CDSL Easi / Easiest facility, can login through their existing user id and password. Option will be made available to reach e-Voting page without any further authentication. The users to login Easi / Easiest are requested to visit CDSL website www.cdslindia.com and click on login icon & New System Myeasi Tab and then user your existing my easi username & password. 2. After successful login the Easi / Easiest user will be able to see the e-Voting option for eligible companies where the evoting is in progress as per the information provided by company. On clicking the evoting option, the user will be able to see e-Voting page of the e-Voting service provider for casting your vote during the remote e-Voting period or joining virtual meeting & voting during the meeting. Additionally, there is also links provided to access the system of all e-Voting Service Providers, so that the user can visit the e-Voting service providers' website directly. 3. If the user is not registered for Easi/Easiest, option to register is available at CDSL website www.cdslindia.com and click on login & New System Myeasi Tab and then click on registration option. 4. Alternatively, the user can directly access e-Voting page by providing Demat Account Number and PAN No. from a e-Voting link available on www.cdslindia.com home page. The system will authenticate the user by sending OTP on registered Mobile & Email as recorded in the Demat Account. After successful authentication, user will be able to see the e-Voting option where the evoting is in progress and also able to directly access the system of all e-Voting Service Providers.
<p>Individual Shareholders (holding securities in demat mode) login through their depository participants</p>	<p>You can also login using the login credentials of your demat account through your Depository Participant registered with NSDL/CDSL for e-Voting facility. upon logging in, you will be able to see e-Voting option. Click on e-Voting option, you will be redirected to NSDL/CDSL Depository site after successful authentication, wherein you can see e-Voting feature. Click on company name or e-Voting service provider i.e. NSDL and you will be redirected to e-Voting website of NSDL for casting your vote during the remote e-Voting period or joining virtual meeting & voting during the meeting.</p>

Important note: Members who are unable to retrieve User ID/ Password are advised to use Forget User ID and Forget Password option available at abovementioned website.

Helpdesk for Individual Shareholders holding securities in demat mode for any technical issues related to login through Depository i.e. NSDL and CDSL.

Login type	Helpdesk details
Individual Shareholders holding securities in demat mode with NSDL	Members facing any technical issue in login can contact NSDL helpdesk by sending a request at evoting@nsdl.com or call at 022 - 4886 7000
Individual Shareholders holding securities in demat mode with CDSL	Members facing any technical issue in login can contact CDSL helpdesk by sending a request at helpdesk.evoting@cdslindia.com or contact at toll free no. 1800 21 09 911

B) Login Method for e-Voting and joining virtual meeting for shareholders other than Individual shareholders holding securities in demat mode and shareholders holding securities in physical mode.

How to Log-in to NSDL e-Voting website?

1. Visit the e-Voting website of NSDL. Open web browser by typing the following URL: <https://www.evoting.nsdl.com/> either on a Personal Computer or on a mobile.
2. Once the home page of e-Voting system is launched, click on the icon “Login” which is available under ‘Shareholder/Member’ section.
3. A new screen will open. You will have to enter your User ID, your Password/OTP and a Verification Code as shown on the screen.

Alternatively, if you are registered for NSDL eservices i.e. IDEAS, you can log-in at <https://eservices.nsdl.com/> with your existing IDEAS login. Once you log-in to NSDL eservices after using your log-in credentials, click on e-Voting and you can proceed to Step 2 i.e. Cast your vote electronically.

4. Your User ID details are given below :

	Manner of holding shares i.e. Demat (NSDL or CDSL) or Physical	Your User ID is:
a)	For Members who hold shares in demat account with NSDL.	8 Character DP ID followed by 8 Digit Client ID For example if your DP ID is IN300*** and Client ID is 12***** then your user ID is IN300***12*****.
b)	For Members who hold shares in demat account with CDSL.	16 Digit Beneficiary ID For example if your Beneficiary ID is 12***** then your user ID is 12*****
c)	For Members holding shares in Physical Form.	EVEN Number followed by Folio Number registered with the company For example if folio number is 001*** and EVEN is 101456 then user ID is 101456001***

5. Password details for shareholders other than Individual shareholders are given below:
 - a) If you are already registered for e-Voting, then you can use your existing password to login and cast your vote.
 - b) If you are using NSDL e-Voting system for the first time, you will need to retrieve the 'initial password' which was communicated to you. Once you retrieve your 'initial password', you need to enter the 'initial password' and the system will force you to change your password.
 - c) How to retrieve your 'initial password'?
 - (i) If your email ID is registered in your demat account or with the company, your 'initial password' is communicated to you on your email ID. Trace the email sent to you from NSDL from your mailbox. Open the email and open the attachment i.e. a.pdf file. Open the .pdf file. The password to open the .pdf file is your 8 digit client ID for NSDL account, last 8 digits of client ID for CDSL account or folio number for shares held in physical form. The.pdf file contains your 'User ID' and your 'initial password'.
 - (ii) If your email ID is not registered, please follow steps mentioned below in **process for those shareholders whose email ids are not registered.**
6. If you are unable to retrieve or have not received the "Initial password" or have forgotten your password:
 - a) Click on "**Forgot User Details/Password?**"(If you are holding shares in your demat account with NSDL or CDSL) option available on www.evoting.nsdl.com.
 - b) **Physical User Reset Password?**" (If you are holding shares in physical mode) option available on www.evoting.nsdl.com.
 - c) If you are still unable to get the password by aforesaid two options, you can send a request at evoting@nsdl.com mentioning your demat account number/folio number, your PAN, your name and your registered address etc.
 - d) Members can also use the OTP (One Time Password) based login for casting the votes on the e-Voting System of NSDL.
7. After entering your password, tick on Agree to "Terms and Conditions" by selecting on the check box.
8. Now, you will have to click on "Login" button.
9. After you click on the "Login" button, Home page of e-Voting will open.

Step 2: Cast your vote electronically and join General Meeting on NSDL e-Voting system.

How to cast your vote electronically and join General Meeting on NSDL e-Voting system?

1. After successful login at Step 1, you will be able to see all the companies "EVEN" in which you are holding shares and whose voting cycle and General Meeting is in active status.
2. Select "EVEN" of company for which you wish to cast your vote during the remote e-Voting period and casting your vote during the General Meeting. For joining virtual meeting, you need to click on "VC/OAVM" link placed under "Join Meeting".
3. Now you are ready for e-Voting as the Voting page opens.
4. Cast your vote by selecting appropriate options i.e. assent or dissent, verify/modify the number of shares for which you wish to cast your vote and click on "Submit" and also "Confirm" when prompted.

5. Upon confirmation, the message “Vote cast successfully” will be displayed.
6. You can also take the printout of the votes cast by you by clicking on the print option on the confirmation page.
7. Once you confirm your vote on the resolution, you will not be allowed to modify your vote.

General Guidelines for shareholders

1. Institutional shareholders (i.e. other than individuals, HUF, NRI etc.) are required to send scanned copy (PDF/ JPG Format) of the relevant Board Resolution/ Authority letter etc. with attested specimen signature of the duly authorized signatory(ies) who are authorized to vote, to the Scrutinizer by e-mail to cs.mukeshsaraswat@gmail.com with a copy marked to evoting@nsdl.com Institutional shareholders (i.e. other than individuals, HUF, NRI etc.) can also upload their Board Resolution / Power of Attorney / Authority Letter etc. by clicking on “Upload Board Resolution / Authority Letter” displayed under “e-Voting” tab in their login.
2. It is strongly recommended not to share your password with any other person and take utmost care to keep your password confidential. Login to the e-voting website will be disabled upon five unsuccessful attempts to key in the correct password. In such an event, you will need to go through the “Forgot User Details/Password?” or “Physical User Reset Password?” option available on www.evoting.nsdl.com to reset the password.
3. In case of any queries, you may refer the Frequently Asked Questions (FAQs) for Shareholders and e-voting user manual for Shareholders available at the download section of www.evoting.nsdl.com or call on.: 022 - 4886 7000 or send a request to Pallavi Mhatre at evoting@nsdl.com

Process for those shareholders whose email ids are not registered with the depositories for procuring user id and password and registration of e mail ids for e-voting for the resolutions set out in this notice:

1. In case shares are held in physical mode please provide Folio No., Name of shareholder, scanned copy of the share certificate (front and back), PAN (self attested scanned copy of PAN card), AADHAR (self attested scanned copy of Aadhar Card) by email to investors@keynoteindia.net or simran@keynoteindia.net
2. In case shares are held in demat mode, please provide DPID-CLID (16 digit DPID + CLID or 16 digit beneficiary ID), Name, client master or copy of Consolidated Account statement, PAN (self attested scanned copy of PAN card), AADHAR (self attested scanned copy of Aadhar Card) to investors@keynoteindia.net or simran@keynoteindia.net. If you are an Individual shareholders holding securities in demat mode, you are requested to refer to the login method explained at **step 1 (A) i.e. Login method for e-Voting and joining virtual meeting for Individual shareholders holding securities in demat mode.**
3. Alternatively shareholder/members may send a request to evoting@nsdl.com for procuring user id and password for e-voting by providing above mentioned documents.
4. In terms of SEBI circular dated December 9, 2020 on e-Voting facility provided by Listed Companies, Individual shareholders holding securities in demat mode are allowed to vote through their demat account maintained with Depositories and Depository Participants. Shareholders are required to update their mobile number and email ID correctly in their demat account in order to access e-Voting facility.

THE INSTRUCTIONS FOR MEMBERS FOR e-VOTING ON THE DAY OF THE AGM ARE AS UNDER: -

1. The procedure for e-Voting on the day of the AGM is same as the instructions mentioned above for remote e-voting.
2. Only those Members/ shareholders, who will be present in the AGM through VC/OAVM facility and have not casted their vote on the Resolutions through remote e-Voting and are otherwise not barred from doing so, shall be eligible to vote through e-Voting system in the AGM.

3. Members who have voted through Remote e-Voting will be eligible to attend the AGM. However, they will not be eligible to vote at the AGM.
4. The details of the person who may be contacted for any grievances connected with the facility for e-Voting on the day of the AGM shall be the same person mentioned for Remote e-voting.

INSTRUCTIONS FOR MEMBERS FOR ATTENDING THE EGM/AGM THROUGH VC/OAVM ARE AS UNDER:

1. Member will be provided with a facility to attend the AGM through VC/OAVM through the NSDL e-Voting system. Members may access by following the steps mentioned above for **Access to NSDL e-Voting system**. After successful login, you can see link of “**VC/OAVM**” placed under “Join meeting” menu against company name. You are requested to click on VC/OAVM link placed under Join Meeting menu. The link for VC/OAVM will be available in Shareholder/Member login where the EVEN of Company will be displayed. Please note that the members who do not have the User ID and Password for e-Voting or have forgotten the User ID and Password may retrieve the same by following the remote e-Voting instructions mentioned in the notice to avoid last minute rush.
2. Members are encouraged to join the Meeting through Laptops for better experience.
3. Further Members will be required to allow Camera and use Internet with a good speed to avoid any disturbance during the meeting.
4. Please note that Participants Connecting from Mobile Devices or Tablets or through Laptop connecting via Mobile Hotspot may experience Audio/Video loss due to Fluctuation in their respective network. It is therefore recommended to use Stable Wi-Fi or LAN Connection to mitigate any kind of aforesaid glitches.
5. Shareholders who would like to express their views/have questions during the meeting may register themselves as a speaker by sending their request before the cut off date for the AGM (i.e on or before Thursday, September 19, 2024) mentioning their name, demat account number/ folio number, email id, mobile number at investors@keynoteindia.net or simran@keynoteindia.net. These queries will be replied to by the company suitably by email.
6. The shareholders who do not wish to speak during the AGM but have queries may send their queries in advance before the cut-off date for the AGM (i.e on or before Thursday, September 19, 2024) mentioning their name, demat account number/ folio number, email id, mobile number at investors@keynoteindia.net or simran@keynoteindia.net These queries will be replied to by the Company suitably by email.
7. Those shareholders who have registered themselves as a speaker will only be allowed to express their views/ask questions during AGM.

EXPLANATORY STATEMENT PURSUANT TO SECTION 102 OF THE COMPANIES ACT, 2013**In respect of Item No. 4 & 5:**

The Audit Committee at its meeting held on May 30, 2024, has approved the Related Party Transactions ("RPT") transactions for sale/purchase of goods and services including intercorporate deposits, Loans & Advances etc. The related party transactions between the Company and its subsidiaries and between the subsidiaries and their related parties are also approved by the audit committees of the respective subsidiaries, wherever applicable.

Regulation 23 of the Listing Regulations has been amended effective April 1, 2022, to provide that shareholders' approval should be obtained for related party transactions which, in a financial year, exceed the lower of (i) ₹ 1,000 crore; or (ii) 10% of the annual consolidated turnover of the listed entity as per the last audited financial statements of the listed entity.

Accordingly, Resolutions 4 & 5 have been put up for information for approval from the shareholders. The Related party transactions for which the approval of the shareholders is being sought fall into the following two categories:

- a. Transaction between the Company and its Related Parties
- b. Transaction between Subsidiaries of the Company and its Related Parties.

Details in respect of - A**1. Name of the related party and its relationship with the Keynote Financial Services Limited ("KFSL") listed entity or its subsidiary, including nature of its concern or interest (financial or otherwise)**

- a. Keynote Fincorp Limited (KFL) is the subsidiary of the Company (KFSL). The company holds 57.14% paid up equity share capital of KFL.
- b. Maple Leaf Trading and Services Limited ("MAPLE") - Keynote Capital Limited (KCL) which is a 100% wholly owned Subsidiary of KFSL. KCL holds 42.46% of MAPLE.
- c. NSS Digital Media Limited ("NSS") is a part of Promoter and Promoter group company.
- d. Concept Communication Limited ("CCL") is a part of Promoter and Promoter and Promoter group company.

Keynote Capitals Limited (KCL) is a wholly owned subsidiary of the company. Therefore, it is exempted from taking approval under Regulation 23(5) of the SEBI LODR Regulations, 2015.

2. Name of Director(s) or Key Managerial Personnel who is related, if any

Mr. Vineet Suchanti and Mr. Rakesh Choudhari both are the common Directors in Keynote Fincorp Limited and Maple Leaf Trading and Services Limited.

3. Type, tenure, material terms and particulars

All the transactions entered with Related Parties from (a to d) are on a continuous basis. The RPTs will be in the form of Intercorporate Deposits (ICDs), Loans & Advances and/or Investments, Guarantees. Sale/Purchase of goods and services, Fixed deposits etc.

4. Value of the Transactions

The Value of Transactions related to Intercorporate Deposits Loan/Advances/ Investments and Guarantees and Sale/Purchase of goods and services and Fixed deposits is up to ₹ 1,500.00 Lakhs from/to KFL and Maple.

Intercorporate Deposits (Loan/Advances/ Investments and Guarantees) up to ₹ 1,000.00 Lakhs from/to NSS and CCL.

The Value of Transactions related to Sale/Purchase of goods, services and Fixed deposits up to ₹ 300.00 Lakhs from/to NSS and CCL.

5. **If the transaction relates to any loans, Intercorporate deposits, advances or investments made or given by the listed entity or its subsidiary:**

Details of the source of funds in connection with the proposed transaction.

Own Funds

Where any financial indebtedness is incurred to make or give loans, inter-corporate deposits, advances or investments.

NIL

6. **Applicable terms, including covenants, tenure, interest rate and repayment schedule whether secured or unsecured; if secured, the nature of security.**

Tenure- Not exceeding three years

Interest rate- Charged in compliance with the provisions of the Companies Act, 2013.

7. **The purpose of which the funds will be utilized by the ultimate beneficiary of such funds pursuant to the RPT**

General Corporate Purpose

8. **Justification as to why the RPT is in the interest of the listed entity**

Transactions are commercially beneficial to the Company & its Subsidiary and Related Parties.

9. **Any valuation or other external report relied upon the listed entity in relation to the transactions**

Not Applicable

10. **Any other information that may be relevant**

Not Applicable

The Directors, Key Managerial Personnel or their relatives holding shares of the Company may be deemed to be concerned or otherwise interested in the said Ordinary Resolutions to the extent of their shareholding in the respective companies.

The Board recommends the Ordinary Resolution as set out under Item No. 4 in this AGM Notice for approval by the Members.

Details in respect of - B

1. **Name of the related party and its relationship with the listed entity or its subsidiary, including nature of its concern or interest (financial or otherwise)**

- a. Keynote Capitals Limited (KCL) is a wholly owned subsidiary of the Company and Keynote Fincorp Limited (KFL) is the subsidiary of the Company and KCL holds 42.83% of paid-up equity share capital of the KFL.
- b. Maple Leaf Trading and Services Limited ("MAPLE") – KCL holds 42.46% of the paid up equity share capital of MAPLE.
- c. KCL, KFL, MAPLE, NSS Digital Media Limited ("NSS"), Concept Communication Limited ("CCL"), Shivraj Sales Limited Private ("SS"), Dhanviridhi Tie Up Private Limited ("DHANVIRDHI"), Liqvd Digital India Limited ("LDI"), Akshara Advertising Limited ("AKSHARA"), Stallion Investment Private Limited ("STALLION"), Last Mile Solutions India Private Limited ("LASTMILE"), Concept Public Relations India Limited ("CPRL"), Concept Production Limited ("CPL"), Zebra Public Relations Limited ("ZPRL"), Eleven Brands Works Limited ("EBWL"), Niqx Informatic and Analysis Private Limited ("NIQX") and 0101 Today Private Limited ("TODAY") are part of Promoter and Promoter group companies.

2. Name of Director(s) or Key Managerial Personnel who is related, if any

Mr. Vineet Suchanti and Mr. Rakesh Choudhari both are the common Directors in KCL, KFL and MAPLE. Mr Vineet Suchanti is also Director in DHANVIRDHI.

Ms. Rinku Suchanti is common Director in KFSL, AKSHARA, SS and DHANVIRDHI.

3. Type, tenure, material terms and particulars

All the transactions entered with Related Parties from (a to c) are on a continuous basis.

4. Value of the Transactions

The Value of Transactions related to Purchase/Sale of goods and services and Intercorporate Deposits (Loan/Advances/ Investments and Guarantees) is up to ₹10 crores for the companies that are mentioned from a to c above.

5. If the transaction relates to any loans, Intercorporate deposits, advances or investments made or given by the listed entity or its subsidiary:

Details of the source of funds in connection with the proposed transaction;

Own Funds

Where any financial indebtedness is incurred to make or give loans, inter-corporate deposits, advances or investments.

Not Applicable

6. Applicable terms, including covenants, tenure, interest rate and repayment schedule whether secured or unsecured; if secured, the nature of security.

Tenure- Not exceeding three years

Interest rate- Charged in compliance with the provisions of the Companies Act, 2013;

7. The purpose of which the funds will be utilised by the ultimate beneficiary of such funds pursuant to the RPT

General Corporate Purpose

8. Justification as to why the RPT is in the interest of the listed entity

Transaction is commercially beneficial to the Company & its Subsidiary and Related Parties.

9. Any valuation or other external report relied upon the listed entity in relation to the transactions

Not Applicable

10. Any other information that may be relevant

Not Applicable

The Directors, Key Managerial Personnel or their relatives holding shares of the Company may be deemed to be concerned or otherwise interested in the said Ordinary Resolutions to the extent of their shareholding in the respective companies.

The Board recommends the Ordinary Resolution as set out under Item No. 5 in this AGM Notice for approval by the Members.

In respect of Item No. 6

The Company may have to render support for the business requirements of its Subsidiary Companies or Associate or Joint Venture or group entity or any other person in whom any of the Director of the Company is deemed to be interested (collectively referred to as the "Entities"), from time to time. However, owing to certain restrictive provisions contained in Section 185 of the Companies Act, 2013 ('the Act'), the Company was unable to extend financial assistance by way of loan to such Entities.

The Board of Directors seek consent of the Members by way of a Special Resolution pursuant to Section 185 of the Act (as amended by the Companies (Amendment) Act, 2017) for making loan(s) or providing financial assistance or providing guarantee or securities in connection with the loans taken or to be taken by the Entities for the capital expenditure of the projects and/or working capital requirements including purchase of fixed assets as may be required from time to time for the expansion of its business activities and other matters connected and incidental thereon for their principal business activities.

The Members may note that Board of Directors would carefully evaluate proposals and provide such loan, guarantee or security through deployment of funds out of internal resources/accruals and/or any other appropriate sources, from time to time, only for principal business activities of such Entities.

The Board of Directors recommend the resolution given in this Notice for your approval as a Special Resolution.

None of the Directors, Key Managerial Personnel of the Company or any of their relatives, are concerned or interested in the above proposed resolution, except to their equity holdings and Directorships in the Company, if any.

ANNEXURE TO THE NOTICE

Ms. Rinku Vineet Suchanti - Whole-Time Director [Due to retire by rotation seeking re-appointment.]

A. A brief resume of the director and Nature of his expertise in specific function areas:

Ms. Rinku Suchanti completed her graduation (Bachelor of Commerce) in the year 1993-94 from South City College from Kolkata University and holds the Diploma in Interior Design from Jenson & Nicholson from Kolkata. She has wide experience in interior designing and administration.

She gives her inputs in the areas of administration, electronic & digital communication as a Director on the Board of Keynote Financial Services Limited. She is providing an administrative support to the management and has been one of the authorized signatories on behalf of the Company. She is found to be suitable for the job being of the Executive Director and Woman Director.

B. Disclosure of relationships between directors inter-se:

Ms. Rinku Suchanti, is the spouse of Mr. Vineet Suchanti. None of the other directors are related to Ms. Rinku Suchanti.

C. Name of listed entities in which Ms. Rinku Suchanti, holds the Directorship and Membership of the Committees of Board.

Name of the Company	Directorship	Membership of Committees
NIL		

D. Shareholding in the Company:

3802 Equity shares as on March 31, 2024.

DIRECTORS' REPORT

Dear Shareholder(s),

Your directors have pleasure in presenting their 31st Annual Report together with the Audited Accounts of your Company for the year ended March 31, 2024.

FINANCIAL RESULTS

(₹ In Lakhs)

Particulars	Year Ended 31-03-2024	Year Ended 31-03-2023
Total Income	2,573.25	693.30
Gross Operating Profit	1,482.45	95.82
Depreciation	21.03	20.53
Exceptional Items	—	—
Profit Before Tax	1,461.42	75.29
Provision for :		
Current Tax	178.53	27.49
Deferred Tax Liability/(Assets)	181.90	-3.14
Profit After Tax	1,110.99	50.94
Other Comprehensive Income	-9.19	9.02
Profit/(loss) brought forward from Previous year	1,091.80	51.96
Surplus available for appropriations	3,029.25	3,039.47
Proposed Dividend	70.18	70.18
Tax on Dividend	—	—
Transferred to General Reserve	—	—
Balance carried forward	4,050.87	3,029.25

DIVIDEND

Your directors are pleased to recommend dividend of ₹ 1/- per Equity Share having a face value of ₹ 10/- each, (i.e. 10%) for the year ended March 31, 2024, and the same will be paid subject to the approval of the shareholders at the 31st Annual General Meeting (AGM) of the Company.

OPERATIONS

Total income on standalone basis for the Financial Year 2023-2024 was ₹ 2,573.25 lakhs as against ₹ 693.30 lakhs for the Financial Year 2022-2023. The total revenue from sale of services for the Financial Year 2023-2024 was ₹ 1,687.46 lakhs as compared to ₹ 604.62 lakhs for the financial year ended 2022-2023. The net profit of the company on the standalone basis for the Financial Year 2023-2024 was ₹ 1,100.99 lakhs as compared to ₹ 50.94 lakhs for the Financial Year 2022-2023. There has been a substantial net gain on account of fair value changes of ₹ 778.08 lakhs during the financial year.

Consolidated Results

Total income from operations on consolidated basis for the Financial Year 2023-2024 was ₹ 4,961.71 lakhs as against ₹ 1,595.16 lakhs for the Financial Year ended 2022-2023. The company registered a net profit of

ANNUAL REPORT 2023-24

₹ 2,678.53 lakhs on a consolidated basis as against a net loss of ₹ 163.01 lakhs for the Financial Year 2022-2023. There has been a net gain due to fair value changes amounting to ₹ 1,849.73 lakhs.

Your company continued to provide services to various corporates on Equity Capital Markets with assignments on IPOs, Buy backs, M&A, Valuations and ESOP advisory services. Your company has also established robust practice for providing due diligence, advisory and certification services to many reputed AIFs. During the financial year the company acted as BRLM to three main board IPOs besides completing other assignments. The management continued its efforts to strengthen the ECM and Corporate finance team. The Company has been able to secure IPO mandates which are at various stages of completion.

OPERATIONS OF SUBSIDIARIES

At present, your company has two subsidiaries namely Keynote Capitals Limited (KCL), a wholly owned subsidiary, an integrated broking house and Keynote Fincorp Ltd. (KFIN), a NBFC. KCL is a member of BSE & NSE as well as Depository Participant of Central Depository Services (India) Limited.

In the past year, KCL has continued its focus on strengthening its Institutional Brokerage business. It has put in place a research team for servicing institutions actively, added personnel on the institutional sales.

The new initiatives of KCL has been the development of an app 'FIKAA' - Financial Independence through Knowledge and Action (www.fikaa.in). This app is AI driven and targeted towards women attaining financial independence through investing in Mutual Funds. It has also expanded into areas, such as Gold.

KCL continues to actively invest in the early stage ventures & start-up space through minority investments such as '50 Fin', 'Pension Box', 'Arthum'.

SUBSIDIARY COMPANIES AND CONSOLIDATED FINANCIAL STATEMENTS

Keynote Capitals limited (KCL, 100% subsidiary) and Keynote Fincorp Limited (KFIN) are subsidiary companies of KFSL.

Pursuant to the provisions of Section 129(3) of the Act, a statement containing salient features of the financial statements of the Company's subsidiaries in Form AOC-1 is attached to the financial statements of the Company.

Pursuant to the provisions of Section 136 of the Act, the financial statements of the Company, consolidated financial statements along with relevant documents and separate audited accounts in respect of subsidiaries are available on the website of the Company.

The financial statement of the subsidiary Companies are kept for inspection by the shareholders at the Registered Office of the Company. The Company shall provide free of cost, the copy of the financial statement of its subsidiary companies to the shareholders upon their request. The statements are also available on the website of the Company i.e. www.keynoteindia.net

As stipulated by Regulation 33 of the Securities and Exchange Board of India (Listing Obligations and Disclosure Requirements) Regulations, 2015 ["Listing Regulations"] the consolidated financial statement have been prepared by the Company in accordance with the applicable Accounting standards. The audited consolidated financial statements together with Auditors Report form part of the Annual Report.

The company has formulated a policy for determining 'material' subsidiaries and such policy is disclosed on the company's website at <https://keynoteindia.net/wp-content/uploads/2022/03/Material-Subsidiary-Policy.pdf>

TRANSFER TO RESERVES

During the year your Company has not transferred any amount to general reserve.

MANAGEMENT DISCUSSION AND ANALYSIS REPORT

As required under Regulation 34 of the Listing Regulations with Stock Exchanges, the Management Discussion and Analysis Report is enclosed as a part of this report.

CORPORATE GOVERNANCE AND SHAREHOLDERS INFORMATION

The Companies Act, 2013 and Listing Regulations require compliance with specified Corporate Governance practices. These practices have been fully implemented and a certificate from the Practicing Company Secretary as well as a detailed report on Corporate Governance approved by the Board of Directors of the Company is set out in this Annual Report. Your Company has also been enlisted in the new SEBI Complaint Redressal System (SCORES) enabling the investors to register their complaints, if any for speedy redressal.

LISTING WITH STOCK EXCHANGES

The Equity Shares of the Company continued to be listed and traded on the BSE Ltd., (BSE) and National Stock Exchange of India Ltd., (NSE). The scrip code number of the Equity Shares of the Company on BSE is 512597/KEYFINSER and on NSE is KEYFINSERV. The Company has paid up to date listing fees to both the stock exchanges.

DEMATERIALIZATION

The Equity Shares of the Company can be held in dematerialized form. The Company has signed the tripartite agreement with National Securities Depository Ltd. (NSDL), Central Depository Services (India) Ltd. (CDSL) and existing Registrar & Transfer Agent for dematerialization of existing holding of the shareholders. The International Securities Identification Number (ISIN), allotted to the Company is INE681C01015. The Equity Shares of the Company are listed and traded on BSE and NSE. On BSE the equity shares of the Company are traded in "B" segment. The Equity Shares of the Company are being traded in compulsory dematerialized mode.

As on March 31, 2024, 98.74% of equity capital of the company is in dematerialized mode.

PUBLIC DEPOSIT

Your Company has neither accepted nor renewed any deposit within the meaning of Section 73 and other applicable provisions, if any, of the Companies Act, 2013 and the necessary rules made there under during the year ended March 31, 2024.

PARTICULARS OF LOANS, GUARANTEES OR INVESTMENTS

The particulars of loans, guarantees and investment have been disclosed in the notes to the financial statements.

INTERNAL CONTROL SYSTEMS AND THEIR ADEQUACY

The Company has Internal Control System, commensurate with the size, scale and complexity of its operations. The scope and authority of the Internal Audit function is well defined. To maintain its objectivity and independence, the Internal Audit function reports to the Chairman of the Audit Committee of the Board & to the other Directors.

The Accounts Department monitors and evaluates the efficacy and adequacy of internal control system in the Company, its compliance with operating systems, accounting procedures and based on the report of internal audit the management undertakes corrective action in the respective areas and thereby strengthens the controls. Significant audit observations and recommendations if any, along with corrective actions thereon are required to be presented to the Audit Committee of the Board. During this financial year no such observations have been made.

CORPORATE SOCIAL RESPONSIBILITY (CSR)

Your Company understands and values Corporate Social Responsibility (CSR) initiatives of the Government and has also noted the requirements of CSR activities in terms of Companies Act, 2013. The requirement of mandatory implementation of CSR activity is presently not applicable to your company.

CONSERVATION OF ENERGY, TECHNOLOGY ABSORPTION, FOREIGN EXCHANGE EARNING AND OUTGO

(A) Conservation of energy:

Considering the nature of business activities carried out by the Company, your directors have nothing to report with regard to conservation of energy as required under the Companies (Disclosure of Particulars in the Report of Board of Directors) Rules, 1988.

(B) Technology absorption:

The management keeps itself abreast of the technological advancements in the industry and has adopted the state of the art transaction, billing and accounting systems and also risk management solutions.

(C) Foreign exchange earnings and Outgo:

- a) The foreign exchange earnings ₹ 16.65 Lakhs (previous year ₹ 2.00 Lakhs).
- b) The foreign exchange expenditure ₹ 3.07 Lakh (previous year ₹ 7.27 Lakh).

STATE OF AFFAIRS

The information on the state of affairs of the Company has been given as part of Management Discussion and Analysis Report forming part of Annual Report of the Company.

DISCLOSURES UNDER SECTION 134(3) (I) OF THE COMPANIES ACT, 2013

There are no material changes and commitments which could affect the Company's financial position have occurred between the end of the financial year of the Company and date of this report.

DIRECTOR AND KEY MANAGERIAL PERSONNEL (KMP)

(i) Changes in Director and Key Managerial Personnel (KMP):

As on March 31, 2024, the Company has five Directors on the Board, comprising of Two Executive Directors and Three Independent Directors on the Board, of which one is a Woman Director.

Appointment

The Committee of Directors, based on the recommendation of Nomination and Remuneration Committee at its Meeting held on March 28, 2024, has considered and appointed, Mr. Ravindranath Cheerakuzhi Puthan Menon (DIN- 01771043) and Mr. Riaz Taher Thingna (DIN- 00168391) as an Additional Independent Director of the Company. On May 6, 2024, the Members approved the appointment of Mr. Ravindranath Cheerakuzhi Puthan Menon (DIN- 01771043) and Mr. Riaz Taher Thingna (DIN- 00168391) as an Independent Director of the Company, for the period of five (5) years effective from March 28, 2024, to March 27, 2029.

The Board of Directors based on the recommendation of Audit Committee has approved the appointment of Mr. Vineet Suchanti, (DIN- 0004031) as a Chief Financial Officer of the Company effective from March 28, 2024

Retire By Rotation

Ms. Rinku Suchanti (DIN- 00012903) retires by rotation and being eligible, offers herself a reappointment. A resolution seeking Shareholder's approval for her reappointment along with other required details forms part of the notice.

Re-appointments

On May 6, 2024, the Members approved the re-appointment of Mr. Vineet Suchanti (DIN-00004031) as a Managing Director of the Company for a further period of three (3) years, effective from April 1, 2024, to March 31, 2027.

Resignation

During the year, Mr. Uday Patil (DIN- 00003978) ceased to be Director and Chief Financial Officer of the Company, effective from March 28, 2024. The Board places on record its appreciation for his invaluable contribution and guidance.

During the year, Mr. Manish Desai (DIN- 02925757) and Mr. Anish Malhotra (DIN- 02034366) ceased to be Director of the Company, effective from March 28, 2024, upon completion of term as an Independent Director. The Board places on record its appreciation for their invaluable continuation and guidance.

Declaration of Independence

The Company has received declarations from all the Independent Directors confirming that they meet the criteria of independence as prescribed under the provisions of Companies Act, 2013 read with the Schedules and Rules issued there under as well as Regulation 16 (1) (b) of the Listing Regulations. The Independent Directors have also complied with the Code for Independent Directors prescribed in Schedule IV to the Act and Code of Conduct for Directors and Senior Management Personnel.

(ii) Board Evaluation

The Board of Directors has carried out an annual evaluation of its own performance, Board committees and individual directors pursuant to the provisions of the Act and the corporate governance requirements as prescribed under Listing Regulations. Listing Regulations mandates that the Board shall monitor and review the Board evaluation framework.

The performance of the Board was evaluated by the Board after seeking inputs from all the directors on the basis of the criteria such as the Board composition and structure, effectiveness of board processes, information and functioning, etc.

The performance of the committees was evaluated by the board after seeking inputs from the committee members on the basis of the criteria such as the composition of committees, effectiveness of committee meetings, etc.

The Board and the Nomination and Remuneration Committee ("NRC") reviewed the performance of the individual directors on the basis of the criteria such as the contribution of the individual director to the Board and committee meetings like preparedness on the issues to be discussed, meaningful and constructive contribution and inputs in meetings, etc.

In a separate meeting of independent Directors, performance of non-independent directors, performance of the board was evaluated, taking into account the views of executive directors and non-executive directors.

The same was discussed in the board meeting that followed the meeting of the independent Directors, at which the performance of the Board, its committees and individual directors was also discussed.

DISCLOSURE RELATING TO REMUNERATION OF DIRECTORS, KEY MANAGERIAL PERSONNEL

In accordance with Section 178 and other applicable provisions if any, of the Companies Act, 2013 read with the Rules issued there under and Regulation 19 of the Listing Regulations the Board of Directors had formulated the Nomination and Remuneration Policy of your Company on the recommendations of the Nomination and Remuneration Committee. The salient aspects covered in the Nomination and Remuneration Policy, covering the policy on appointment and remuneration of Directors and other matters have been outlined in the Corporate Governance Report which forms part of this Report.

NUMBER OF MEETINGS OF THE BOARD OF DIRECTORS AND AUDIT COMMITTEES

Your Board of Directors duly met six (6) times during the financial year i.e. on May 26, 2023, August 11, 2023, November 10, 2023, December 8, 2023, February 9, 2024, and March 28, 2024, in respect of which appropriate notices were given and the proceedings were recorded and signed in the Minute Book maintained for the purpose. The intervening gap between the Meetings was within the period prescribed under the Companies Act, 2013.

The Audit Committee duly met six (6) times during the financial year i.e. on May 26, 2023, August 11, 2023, November 10, 2023, December 8, 2023, February 9, 2024, and March 28, 2024 in respect of which appropriate notices were given and the proceedings were properly recorded and signed in the Minute Book maintained for the purpose.

The Nomination and Remuneration Committee duly met two (2) times during the financial year i.e. on August 11, 2023, and March 28, 2024 in respect of which appropriate notices were given and the proceedings were properly recorded and signed in the Minute Book maintained for the purpose.

The Stakeholders Relationship Committee duly met only once during the financial year on February 9, 2024, in respect of which appropriate notice was given and the proceedings were properly recorded and signed in the Minute Book maintained for the purpose.

DIRECTORS RESPONSIBILITY STATEMENT

Pursuant to Section 134 (3) (c) of the Companies Act, 2013, Directors of your Company hereby state and confirm that:

- a) In the preparation of the annual accounts for the year ended March 31, 2024, the applicable accounting standards had been followed along with proper explanation relating to material departures;
- b) They have selected such accounting policies and applied them consistently and made judgments and estimates that are reasonable and prudent so as to give a true and fair view of the state of affairs of the company at the end of the financial year and of the profit of the company for that period;
- c) They have taken proper and sufficient care for the maintenance of adequate accounting records in accordance with the provisions of this Act for safeguarding the assets of the company and for preventing and detecting fraud and other irregularities;
- d) They have prepared the annual accounts on a going concern basis;
- e) They have laid down internal financial controls to be followed by the company and that such internal financial controls are adequate and were operating effectively; and
- f) They have devised proper systems to ensure compliance with the provisions of all applicable laws and that such systems were adequate and operating effectively.

CERTIFICATE FROM A COMPANY SECRETARY IN PRACTICE

In terms of regulation 34(3) read with schedule V of the Listing Regulations, the Company has obtained a Certificate from Uma Lodha & Co., Practicing Company Secretaries confirming that none of the Directors on the Board of the Company have been debarred or disqualified from being appointed or continuing as Directors of the Company either by the Securities and Exchange Board of India or the Ministry of Corporate Affairs or any other Statutory Authorities. The said Certificate is annexed as part of this Report.

PARTICULARS OF EMPLOYEES AS REQUIRED UNDER SECTION 197 OF THE COMPANIES ACT, 2013 AND RULES FRAMED THERE UNDER

In accordance with the provisions of section 197(12) of the Companies Act, 2013, the ratio of the remuneration of each Director to the median employee's remuneration and other details in terms of sub section 12 of Section 197 of the Companies Act, 2013 read with rule 5(1) of the Companies (Appointment and Remuneration of Managerial Personnel) Rules, 2014 are forming part of this report as "**Annexure [A]**".

In accordance with provisions of Section 197 of the Companies Act, 2013 read with Rule 5(2) and 5(3) of the Companies (Appointment and Remuneration of Managerial Personnel) Rules, 2014, the annexure pertaining to the names and other particulars of employees is available for inspection in electronic mode. Any Shareholder interested in obtaining a copy of the said Annexure may write to the Company Secretary & Compliance Officer at the Registered Office of the Company.

EXTRACT OF THE ANNUAL RETURN

The Annual Return of the Company as on March 31, 2024, is available on the Company's website and can be accessed at <http://keynoteindia.net/investor-relations>.

AUDIT REPORTS AND AUDITORS**AUDIT REPORTS****Statutory Audit Report**

The observations made by the Statutory Auditors in their Report for the Financial Year Ended March 31, 2024, read with the explanatory notes therein are self-explanatory and therefore, do not call for any further explanation or comments from the Board under section 134(3) of the Companies Act, 2013. Further, pursuant to Section 143(12) of the Act, the Statutory Auditors of the Company have not reported any instances of frauds committed in the Company by its officers or employees.

Secretarial Audit Report

The Secretarial Auditor has submitted their Report as on March 31, 2024. The Secretarial Audit Report is annexed herewith as "**Annexure [B]**".

Further, the Secretarial Compliance Report for the financial year ended 31st March 2024 was obtained from M/s. Uma Lodha & Co., Practicing Company Secretaries, in relation to compliance of all applicable SEBI Regulations/circulars/guidelines issued there under, pursuant to requirement of Regulation 24A of Listing Regulations. The said Report is annexed as part of this Annual Report.

The Secretarial Audit Report do not contain any qualification, reservation or adverse remark. In addition to the above a report on Secretarial Compliance for the financial year ended March 31, 2024 is being submitted to the Stock Exchange.

Further, pursuant to the provisions of Regulation 24A of Listing Regulations, the Secretarial Audit Report of Keynote Capitals Ltd. (KCL) and Keynote Fincorp Ltd. (KFIL) is available at website of the Company at www.keynoteindia.net and forms a part of this Annual Report.

AUDITORS**Statutory Auditors**

M/s. S M S R & CO LLP Chartered Accountants, Mumbai (Firm Registration No. 110592W/W100094) was reappointed as Statutory Auditors of the Company at 28th Annual General Meeting which was held on September 29, 2021 to hold the office as Statutory Auditor for second term of five (5) years from the conclusion of 28th Annual General Meeting till conclusion of 33rd Annual General Meeting of the Company.

Secretarial Auditor

Pursuant to the provisions of Section 204 of the Companies Act, 2013 read with the Companies (Appointment and Remuneration of Managerial Personnel) Rules, 2014, your Company has appointed M/s. Uma Lodha & Co., Practising Company Secretaries to conduct the Secretarial Audit of your Company.

VIGIL MECHANISM / WHISTLE BLOWER POLICY

In pursuance to the provisions of Section 177(9) & (10) of the Companies Act, 2013 and Regulation 22 of SEBI (Listing Obligations and Disclosure Requirements) Regulations, 2015, a Vigil Mechanism for Directors and Employees to report genuine concerns has been established. Further, in terms of Regulation 9A of SEBI (Prohibition of Insider Trading) Regulations, 2015, listed companies shall have a whistle blower policy and make employees aware of such policy to enable employees to report instances of leak of unpublished price sensitive information.

The purpose of the "Whistle blower Policy" is to allow employees to raise concerns about unacceptable, improper or unethical practices being followed in the organization. They will be protected against any adverse action and/or discrimination as a result of such a reporting, provided it is justified and made in good faith.

The Chairman of the Audit Committee has been designated for the purpose of receiving and recording any complaints under this policy. The Vigil Mechanism/ Whistle Blower Policy has been uploaded on the website of the Company at <https://keynoteindia.net/wp-content/uploads/2022/03/Vigil-Mechanism-Whistle-Blower-Policy.pdf>

RELATED PARTY TRANSACTIONS

Your Company has historically adopted the practice of undertaking related party transactions only in the ordinary and normal course of business and at arm's length as part of its philosophy of adhering to highest ethical standards, transparency, and accountability. In line with the provisions of the Companies Act, 2013 and the Listing Regulations, the Board has approved a policy on related party transactions. The policy on related party transactions has been placed on the Company's website at <https://keynoteindia.net/wp-content/uploads/2022/03/Related-Party-Transaction-Policy.pdf>.

Prior omnibus approval of the Audit Committee and the Board is obtained for the transactions which are foreseeable and of a repetitive nature. All related party transactions are placed on a quarterly basis before the Audit Committee and before the Board for review and approval. All contracts, arrangements and transactions entered by the Company with related parties during financial year 2023-2024 were in the ordinary course of business and on an arm's length basis. There were no contracts, arrangements or transactions entered during financial year 2023-2024 that fall under the scope of Section 188(1) of the Companies Act, 2013. Accordingly, the prescribed Form AOC-2 is not applicable to the Company for the financial year 2023-2024 and hence does not form part of this report. Your company has also adopted the policies as per the amendments in SEBI (LODR) Regulations in respect of Related Party Transactions.

CODE OF CONDUCT

The Board of Directors has approved a Code of Conduct which is applicable to the Members of the Board and all employees in the course of day-to-day business operations of the company. The Code has been placed on the Company's website at <https://keynoteindia.net/wp-content/uploads/2022/03/Code-of-Conduct-for-Board-of-Directors-and-Senior-Management-1.pdf>

The Code lays down the standard procedure of business conduct which is expected to be followed by the Directors and the designated employees in their business dealings and in particular on matters relating to integrity in the work place, in business practices and in dealing with stakeholders. All the Board Members and the Senior Management personnel have complied compliance with the Code.

RISK MANAGEMENT

Pursuant to Section 134 (3) (n) of the Companies Act, 2013 & Regulation 17 of Listing Regulations the Company has formulated risk management policy and the same has been placed on the company's website at <https://keynoteindia.net/wp-content/uploads/2022/03/Risk-Management-Policy.pdf>

At present the company has not identified any element of risk which may adversely affect functioning of the Company.

PREVENTION OF INSIDER TRADING

You Company has adopted a Code of Conduct to regulate, monitor and report trading by designated persons and their immediate relatives as per the requirements under the Securities and Exchange Board of India (Prohibition of Insider Trading) Regulations, 2015. The code inter alia lays down the procedures to be followed by designated persons while trading/ dealing in Company's shares and sharing unpublished price sensitive information ("UPSI"). The code covers the Company's obligation to maintain a digital database, mechanism for prevention of insider trading and handling of UPSI, and the process to familiarize with the sensitivity of UPSI. Further, it also includes code for practices and procedures for fair disclosure of unpublished price sensitive information which has been made available on the Company's website at <https://keynoteindia.net/wp-content/uploads/2022/02/Code-of-Fair-Disclsoure-UPSI-1.pdf>

SIGNIFICANT/MATERIAL ORDERS PASSED BY THE REGULATORS

Your Company has filed an application under Regulation 37 of the SEBI Listing Obligations and Disclosure Requirements (LODR) 2015, with the Bombay Stock Exchange (BSE) and National Stock Exchange (NSE) regarding the selective reduction of share capital between Keynote Financial Services Limited ("Company") and its Shareholders and its Creditors. On April 15, 2024, both Stock Exchanges has issued "No Observation Letter" to the Company. On May 6, 2024, the Company has obtained Shareholders approval through postal ballot related to selective reduction of share capital of the Company under Section 66 of the Companies Act, 2013.

On June 21, 2024, the Company has filed an application with the National Company Law Tribunal (NCLT) Mumbai, in the said matter. On July 10, 2024, the NCLT, Mumbai issued an interim order and scheduled a hearing on October 16, 2024.

DISCLOSURE ON COMPLIANCE WITH SECRETARIAL STANDARDS

Your directors confirm that the Secretarial Standards issued by the Institute of Company Secretaries of India (ICSI), have been complied with.

TRANSFER TO INVESTOR EDUCATION AND PROTECTION FUND**a) Transfer of Unclaimed Dividend to IEPF:**

As required under section 124 of the Act, the unclaimed dividend amount of ₹ 1,59,793/- (Rupees One Lakh Fifty-Nine Thousand Seven Hundred Ninety-Three only) pertaining to the Financial Year 2015-2016 lying with the Company for a period of seven years was transferred during the financial year 2023-2024 to the Investor Education and Protection Fund (IEPF) established by the Central Government on October 4, 2023.

b) Transfer of Equity Shares to IEPF:

In terms of the provisions of the Section 124(6) of the Companies Act, 2013 read with the Investor Education and Protection Fund Authority (Accounting, Audit, Transfer and Refund) Rules, 2016 (as amended) and other applicable rules, notifications and circulars, if any, every Company is required to transfer the shares,

in respect of which dividend remains unpaid/ unclaimed for a period of seven (7) consecutive years, to the Investor Education and Protection Fund (IEPF) Authority.

The Company sends communication in this respect to concerned shareholders from time to time as may be necessary. Shareholders are requested to Contact Company or RTA to encash the unclaimed dividend and in case any pending legal disputes, provide certified copy of order from Court/Authority restraining transfer, payment of dividend etc. During the financial year 2023-2024 Company transferred 5839 Equity Shares to the Investor Education and Protection Fund (IEPF) Authority on October 27, 2023.

- c) The details of Dividends paid by the Company and the proposed dates of transfer of unclaimed/un-encashed dividends to the IEPF Authority are as under:

Date of Declaration of Dividend	Dividend for the year	Proposed date for Transfer to Investor Education and Protection Fund (IEPF)	Amount of Unpaid/ Unclaimed Dividend As on March 31, 2024 (in ₹)
23 rd August, 2017	2016 - 2017	30 th September, 2024	1,68,126.00
9 th August, 2018	2017 - 2018	16 th September, 2025	1,97,853.00
13 th August, 2019	2018 - 2019	20 th September, 2026	80,432.00
30 th September, 2020	2019 - 2020	7 th November, 2027	81,244.40
29 th September, 2021	2020 - 2021	6 th November, 2028	73,904.03
28 th September, 2022	2021 - 2022	5 th November, 2029	78,290.00
29 th September, 2023	2022 - 2023	6 th November, 2030	62,264.00

POLICY ON PREVENTION, PROHIBITION AND REDRESSAL OF SEXUAL HARASSMENT AT WORKPLACE

The Company has zero tolerance for sexual harassment at workplace and has adopted a Policy on Prevention, Prohibition and Redressal of Sexual Harassment at workplace in line with the provisions of the Sexual Harassment of Women at Workplace (Prevention, Prohibition and Redressal) Act, 2013 and the rules made there under and can be accessed on Company's website at <https://keynoteindia.net/wp-content/uploads/2024/04/POSH-Policy.pdf>

The Policy aims to provide protection to employees at workplace and prevent and redress complaints of sexual harassment and if any for matters connected or incidental thereto, with the objective of providing a safe working environment, where employees feel secure.

During the Financial Year 2023-2024, the Company has not received any complaint on sexual harassment.

GENERAL DISCLOSURES

- **DISCLOSURE UNDER SECTION 43(a) (ii) OF THE COMPANIES ACT, 2013**

The Company has not issued any shares with differential rights and hence no information as per provisions of Section 43(a) (ii) of the Act read with Rule 4(4) of the Companies (Share Capital and Debenture) Rules, 2014 is furnished.

- **DISCLOSURE UNDER SECTION 54(1) (d) OF THE COMPANIES ACT, 2013**

The Company has not issued any sweat equity shares during the year under review and hence no information as per provisions of Section 54(1) (d) of the Act read with Rule 8(13) of the Companies (Share Capital and Debenture) Rules, 2014 is furnished.

• **DISCLOSURE UNDER SECTION 62(1) (b) OF THE COMPANIES ACT, 2013**

The Company has not issued any equity shares under Employees Stock Option Scheme during the year under review and hence no information as per provisions of Section 62(1) (b) of the Act read with Rule 12(9) of the Companies (Share Capital and Debenture) Rules, 2014 is furnished.

• **DISCLOSURE UNDER SECTION 67(3) OF THE COMPANIES ACT, 2013**

During the year under review, there were no instances of non-exercising of voting rights in respect of shares purchased directly by employees under a scheme pursuant to Section 67(3) of the Act read with Rule 16(4) of Companies (Share Capital and Debentures) Rules, 2014 is furnished.

ACKNOWLEDGMENT

We take this opportunity to express deep sense of gratitude to Members of Board of Directors, Shareholders of the Company, Securities and Exchange Board of India (SEBI), BSE Limited (BSE), National Stock Exchange of India Limited (NSE), Registrar of Companies (ROC), National Securities Depository Limited (NSDL), Central Depository Services (India) Limited (CDSL), Association of Investment Bankers of India (AIBI), Link Intime India Private Limited, M/s. S M S R & CO. LLP Statutory Auditors, M/s. R. B. Pandya & Co., Internal Auditors, Uma Lodha & Co., Secretarial Auditors, Praxis database, our Clients, Bankers, Employees and other Stakeholders and Government Agencies for their continued support.

**For and on behalf of the Board
Keynote Financial Services Limited**

**Date: August 12, 2024
Place: Mumbai**

**Sd/-
Vineet Suchanti
Managing Director & CFO
DIN: 00004031**

**Sd/-
Rinku Suchanti
Director
DIN: 00012903**

“Annexure [A]” to Director’s Report

Information required under Section 197 of the Companies Act, 2013 read with Companies (Appointment and Remuneration of Managerial Personnel) Rules, 2014

The ratio of the remuneration of each director to the median remuneration of the employees of the Company for the financial year:

Particulars of employees

The information required under Section 197 of the Act read with Rule 5(1) of the Companies (Appointment and Remuneration of Managerial Personnel) Rules, 2014 are given below:

a. The ratio of the remuneration of each Director to the median remuneration of the employees of the Company for the financial year:

Directors	Ratio to median remuneration
Mr. Manish Desai	Not applicable as only sitting fees paid to him
Mr. Shishir Dalal	Not applicable as only sitting fees paid to him
Mr. Anish Malhotra	—
Ms. Rinku Suchanti	4.99
Mr. Vineet Suchanti	6.97
Mr. Uday S. Patil	6.47

b. The percentage increase in remuneration of each Director, Chief Executive Officer, Chief Financial Officer, Company Secretary in the financial year:

Directors, Chief Executive Officer, Chief Financial Officer and Company Secretary	% Increase in remuneration in the financial year
Mr. Vineet Suchanti	-----
Mr. Uday S. Patil	----
Mr. Manish Desai*	66.67
Mr. Shishir Dalal*	66.67
Mr. Anish Malhotra*	-----
Ms. Rinku Suchanti	-----
Ms. Simran Kashela	-----

* Not applicable as only sitting fees paid to Non-Executive Independent Directors.

c. The percentage increase in the median remuneration of employees in the financial year: 51.33%

d. The number of permanent employees on the rolls of Company: 22

e. Average percentile increase already made in the salaries of employees other than the managerial personnel in the last financial year and its comparison with the percentile increase in the managerial remuneration and justification thereof and point out if there are any exceptional circumstances for increase in the managerial remuneration:

There was 20.96% annual increase during the last financial year after accounting for promotions and other event based compensation revisions.

The management wish to retain the well settled manpower by making annual increment irrespective of Company’s financial performance. Increase in the managerial remuneration for the year was -1.33%

f. Affirmation that the remuneration is as per the remuneration policy of the Company:

The Company affirms remuneration is as per the remuneration policy of the Company.

**For and on behalf of the Board
Keynote Financial Services Limited**

Date: August 12, 2024

Place: Mumbai

Sd/-

Vineet Suchanti

Managing Director & CFO

DIN: 00004031

Sd/-

Rinku Suchanti

Director

DIN: 00012903

“Annexure [B]” to Directors Report

Form MR-3

SECRETARIAL AUDIT REPORT

[Pursuant to Section 204 (1) of the Companies Act, 2013 and Rule 9 of the Companies (Appointment and Remuneration Personnel) Rules, 2014]
FOR THE FINANCIAL YEAR ENDED 31ST MARCH 2024

To
The Members of
Keynote Financial Services Limited

We have conducted the Secretarial Audit of the compliance of applicable statutory provision and the adherence to good corporate practices by M/s. Keynote Financial Services Limited (CIN: L67120MH1993PLC072407) (hereinafter called “the Company”). Secretarial Audit was conducted in a manner that provided me with a reasonable basis for evaluating the corporate conducts/statutory compliances and expressing my opinion thereon.

Based on our verification of books, papers, minute books, forms and returns filed and other records maintained by the Company and also the information provided by the Company, its officers, agents and authorized representatives during the conduct of secretarial audit, we hereby report that in our opinion, the Company has, during the audit period covering the financial year ended 31st March 2024 complied with the statutory provisions listed hereunder and also that the Company has proper Board-processes and compliance-mechanism in place to the extent, in the manner and subject to the reporting made hereinafter:

We have examined the books, papers, minutes' books, forms and returns filed and other records maintained by M/s. Keynote Financial Services Limited for the financial year ended 31st March 2024 according to the provisions of:

- (i) The Companies Act, 2013 ('the Act') and the rules made thereunder.
- (ii) The Securities Contracts (Regulation) Act, 1956 ('SCRA') and the rules made thereunder.
- (iii) The Depositories Act, 1996 and the Regulations any Byelaws framed thereunder;
- (iv) Foreign Exchange Management Act, 1999 and the rules and regulations made thereunder to the extent of Foreign Direct Investment, Overseas Direct Investment and External Commercial Borrowings.
- (v) The following Regulations and Guidelines prescribed under the Securities and Exchange Board of India Act, 1992 ('SEBI Act')
 - (a) The Securities and Exchange Board of India (Substantial Acquisition of Shares and Takeovers) Regulations, 2011.
 - (b) The Securities and Exchange Board of India (Prohibition of Insider Trading) Regulations, 2015.
 - (c) The Securities and Exchange Board of India (Issue of Capital and Disclosure Requirements) Regulations, 2018 **[Not Applicable as the Company has not issued any further share capital during the period under review];**
 - (d) The Securities and Exchange Board of India (Share Based Employee Benefits) Regulations, 2021 **[Not applicable during the period under review];**
 - (e) Securities and Exchange Board of India (Issue and Listing of Non-Convertible Securities) Regulations, 2021; **[Not Applicable as the Company has not issued and listed any debt securities during the financial year under review];**
 - (f) The Securities and Exchange Board of India (Registrars to issue and Share Transfer Agents) Regulations, 1993 regarding the Companies Act and dealing with client.
 - (g) The Securities and Exchange Board of India (Delisting of Equity Shares) Regulations, 2021; **[Not applicable during the period under review]; and**
 - (h) The Securities and Exchange Board of India (Buyback of Securities) Regulations, 2018; **[Not applicable during the period under review]**
 - (i) Securities and Exchange Board of India (Depositories and Participants) Regulations, 2018.

vi) other laws specifically applicable to the Company:

- Securities Exchange Board of India (Merchant Bankers) Regulation, 1992.

We have also examined compliance with the applicable clauses of the following:

- (i) Secretarial Standards issued by the Institute of Company Secretaries of India.
- (ii) Securities and Exchange Board of India (Listing Obligations and Disclosure Requirements) Regulations, 2015.

During the period under review, the Company has complied with the provisions of the Act, Rules, Regulations, Guidelines, Standards, etc. mentioned above.

We further report that

The Board of Directors of the Company is duly constituted with proper balance of Executive Directors, Non-Executive Directors, Independent Directors and Woman Director. During the year under review:

- Mrs. Rinku Suchanti was reappointed as Whole time Director w.e.f 25th May 2023 for 3 years.
- Mr. Uday Patil was reappointed as Whole-time Director w.e.f 28th November 2023 for 1 year. He subsequently resigned as a whole time Director and Chief Financial officer w.e.f 28th March 2024
- Mr. Vineet Suchanti was reappointed as Chief Financial Officer (CFO) w.e.f 28th March 2024 and as a Managing Director w.e.f 01st April 2024 for 3 years.
- Mr. Ravindranath Cheerakuzhi Puthan Menon was appointed as Additional Independent Director and regularized by members as independent Director w.e.f 28th March 2024 for 5 years.
- Mr. Riaz Taher Thingna was appointed as Additional Independent Director and regularized as independent Director w.e.f 28th March 2024 for 5 years.
- Mr. Anish Subhash Malhotra and Mr. Manish Chandrakant Desai second term as Independent Director expired on 31st March 2024.

Adequate notice is given to all Directors to schedule the Board Meetings, agenda and detailed notes on agenda were sent at least seven days in advance, and a system exists for seeking and obtaining further information and clarification on the agenda items before the meeting and for meaningful participation at the meeting.

As per the minutes of the meetings duly recorded and signed, the decisions of the Board were unanimous, and no dissenting views have been recorded

We further report that based on the review of the compliance reports/certificates of the Company Secretary which were taken on record by the Board of Directors, during the period under review the Company has complied with the provisions of the Act, Rules, Regulations, Guidelines, Standards, etc. mentioned above.

We further report that there are adequate systems and processes in the company commensurate with the size and operations of the Company to monitor and ensure compliance with applicable laws, rules, regulations, and guidelines.

We further report that during the audit period there were no major events which had any bearing on the Company's affairs in pursuance of the above-referred laws, rules, regulations, guidelines etc.

For Uma Lodha & Co.

Uma Lodha

Sd/-

Proprietor

FCS No. 5263

C.P. No. 2593

UDIN: F005363F000484094

Peer Review Certificate No.950/2020

Place: Mumbai

Date: 30/05/2024

Note: This report is to be read with our letter of even date which is annexed as 'ANNEXURE A(i)' and forms an integral part of this report.

ANNEXURE A(i)'

**To,
The Members,
Keynote Financial Services Limited**

Our report of even date is to be read along with this letter.

- Maintenance of secretarial records is the responsibility of the management of the company. Our responsibility is to express an opinion on these secretarial records based on our audit.
- We have followed the audit practices and processes as were appropriate to obtain reasonable assurance about the correctness of the contents of the Secretarial records. The verification was done on a test basis to ensure that correct facts are reflected in secretarial records. We believe that the processes and practices we followed provide a reasonable basis for our opinion.
- We have not verified the correctness and appropriateness of the financial records and Books of Accounts of the company.
- Wherever required, we have obtained the Management representation about the compliance of laws, rules and regulations and happening of events etc.
- The compliance of the provisions of Corporate and other applicable laws, rules, regulations, standards is the responsibility of management. Our examination was limited to the verification of procedures on test basis.
- The Secretarial Audit report is neither an assurance as to the future viability of the company nor of the efficacy or effectiveness with which the management has conducted the affairs of the company.

For Uma Lodha & Co.

Uma Lodha

Sd/-

Proprietor

FCS No. 5263

C.P. No. 2593

UDIN: F005363F000484094

Peer Review Certificate No.950/2020

Place: Mumbai

Date: 30/05/2024

ANNUAL SECRETARIAL COMPLIANCE REPORT OF M/S KEYNOTE FINANCIAL SERVICES LIMITED FOR THE YEAR ENDED 31ST MARCH 2024

To,
Board of Directors,
KEYNOTE FINANCIAL SERVICES LIMITED
The Ruby, 9th floor, Senapati Bapat Marg,
Dadar (West), Mumbai 400028

I, Mrs. Uma Lodha, Company Secretary in Practice, proprietor of Uma Lodha & Co. has examined:

- (a) all the documents and records made available to us, and explanation provided by Board of Directors, Keynote Financial Services Limited
- (b) the filings/ submissions made by the listed entity to the stock exchanges,
- (c) website of the listed entity,
- (d) any other document/ filing, as may be relevant, which has been relied upon to make this certification, for the year ended 31st March 2024 ("Review Period") in respect of compliance with the provisions of:
 - (a) the Securities and Exchange Board of India Act, 1992 ("SEBI Act") and the Regulations, circulars, guidelines issued thereunder; and
 - (b) the Securities Contracts (Regulation) Act, 1956 ("SCRA"), rules made thereunder and the Regulations, circulars, guidelines issued thereunder by the Securities and Exchange Board of India ("SEBI");

The specific Regulations, whose provisions and the circulars/ guidelines issued thereunder, have been examined, include: -

- Securities and Exchange Board of India (Listing Obligations and Disclosure Requirements) Regulations, 2015.
- Securities and Exchange Board of India (Substantial Acquisition of Shares and Takeovers) Regulations, 2011;
- Securities and Exchange Board of India (Prohibition of Insider Trading) Regulations, 2015;
- Securities and Exchange Board of India (Depositories and Participants) Regulations, 2018;
- Securities and Exchange Board of India (Issue and Listing of Non-Convertible Securities) Regulations, 2021 ***(Not Applicable during the Review Period)***
- Securities and Exchange Board of India (Issue of Capital and Disclosure Requirements) Regulations, 2018. ***(Not Applicable during the Review Period)***
- Securities and Exchange Board of India (Buyback of Securities) Regulations, 2018; ***(Not Applicable during the Review Period)***
- Securities and Exchange Board of India (Share Based Employee Benefits and sweat Equity) Regulations, 2021; ***(Not Applicable during the Review Period)***
- Securities and Exchange Board of India (Delisting of Equity Shares) Regulations, 2021 ***(Not Applicable during the Review Period)***

ANNUAL REPORT 2023-24

And also, circulars/guidelines issued thereunder and based on the above examination, I hereby report that, during the Review Period:

- (a) The Company, has complied with the provisions of the above Regulations and circulars/ guidelines issued thereunder, except in respect of matters specified below: -

Sr. No	Compliance Requirement (Regulations/ Circulars / Guidelines Including Specific Clause)	Regulation/ Circular No.	Deviations	Action taken by	Type of Action (Advisory/ Clarification/ fine/show cause notice/ warning etc)	Details of Violation	Fine Amount	Observations/ Remarks of The Practicing Company Secretary	Management Response	Remarks
1	Audit Committee Regulation 18	Regulation 18(1)(d)	Chairman of the Audit Committee was not present at the Annual general Meeting	—	—	Chairman of the Audit Committee was not present at the Annual general Meeting	—	Chairman of the Audit Committee needs to present at the Annual general Meeting	The Chairman of the Audit committee has communicated his leave of absence and authorized Manish Desai Chairman of NRC and member of audit committee to attend the meeting on his behalf	—
2	Schedule V ANNUAL REPORT Regulation 34(3)	Schedule V	Details of material subsidiaries of the listed entity; including the date and place of incorporation and the name and date of appointment of the statutory auditors of such subsidiaries is missing in the Annual Report	—	—	Non-Compliance under Schedule V (10)(n) of LODR	—	Details of material subsidiaries of the listed entity; including the date and place of incorporation and the name and date of appointment of the statutory auditors of such subsidiaries should be part of the Annual Report	Noted. The Company will include this in upcoming Annual Report for 2023-2024	—

(b) The Company has taken the following actions to comply with the observations made in previous reports:

Sr. No	Observations/ Remarks of the Practising Company Secretary in the Previous Reports	Observations made in the Secretarial Compliance report for the previous years	Compliance Requirement (Regulations/ Circulars/ guidelines including Specific Clause)	Details of Violation/ deviations and action taken /penalty imposed if any on the Company	Remedial actions if any taken by the listed entity	Comments of the PCS on the actions taken by the listed entity
1	Corporate Governance Report- Regulation 27 of SEBI (LODR), 2015.	—	Regulation 27 of SEBI (LODR), 2015	It is observed that attendance of Independent Directors at the Board Meeting held on 27 th May, 2022 was shown as 2 instead of 3 in the Corporate Governance report for the June Quarter.	NA	The Company is advised to take due care in future.

(C) I/we hereby report that, during the review period the Compliance status of the listed entity with the following requirements

Sr. No.	Particulars	Compliance Status (Yes/No/NA)	Observations/ Remarks by PCS
1.	Secretarial Standard The compliances of the listed entity are in accordance with the applicable Secretarial Standards (SS) issued by the Institute of Company Secretaries India (ICSI),	Yes	---
2.	Adoption and timely updation of the Policies: <ul style="list-style-type: none"> • All applicable policies under SEBI Regulations are adopted with the approval of Board of Directors of the listed entities • All the policies are in conformity with SEBI Regulations and has been reviewed & timely updated as per the regulations/ circulars/guidelines issued by SEBI 	Yes	---
3	Maintenance and disclosures on Website The listed entity is maintaining a functional website. Timely dissemination of the documents/ information under a separate section on the website. Web links provided in annual corporate governance reports under Regulation 27(2) are accurate and specific which re-directs to the relevant document(s)/section of the website.	Yes Yes Yes	

ANNUAL REPORT 2023-24

Sr. No.	Particulars	Compliance Status (Yes/No/NA)	Observations/Remarks by PCS
4	Disqualification of Director: None of the Director of the Company are disqualified under section 164 of the Companies Act, 2013.	Yes	—
5.	Details related to Subsidiaries of listed entities: (a) Identification of Material subsidiaries (b) Requirements with respect to disclosure of material as well as other subsidiaries	NA	
6.	Preservation of Documents: The listed entity is preserving and maintaining records as prescribed under SEBI Regulations and disposal of records as per Policy of Preservation of Documents and Archival Policy prescribed under SEBI LODR Regulations, 2015.	Yes	—
7.	Performance Evaluation: The listed entity has conducted performance evaluation of the Board, Independent Directors and the Committees at the start of every Financial year as prescribed in SEBI Regulations.	Yes	Performance evaluation of Board and Committee was conducted at the meeting of Independent Directors on 9 th February 2024.
8.	Related Party Transactions: The listed entity has obtained prior approval of Audit Committee for all the Related party transactions. In case no prior approval is obtained, the listed entity shall provide detailed reasons along with confirmation whether the transactions were subsequently approved/ratified/rejected by the Audit committee.	Yes	
9.	Disclosure of events or information: The listed entity has provided all the required disclosure(s) under Regulation 30 along with Schedule III of SEBI LODR Regulations, 2015 within the time limits prescribed thereunder.	Yes	—
10.	Prohibition of Insider Trading: The listed entity is in compliance with Regulation 3(5) & 3(6) SEBI (Prohibition of Insider Trading) Regulations, 2015.	Yes	—

KEYNOTE FINANCIAL SERVICES LIMITED

Sr. No.	Particulars	Compliance Status (Yes/No/NA)	Observations/ Remarks by PCS
11.	<p>Actions taken by SEBI or Stock Exchange(s), if any: No Actions taken against the listed entity/ its promoters / directors/subsidiaries either by SEBI or by Stock Exchanges (including under the Standard Operating Procedures issued by SEBI through various circulars) under SEBI Regulations and circulars/ guidelines issued thereunder. The actions taken against the listed entity /its promoters/ directors/subsidiaries either by SEBI or by Stock Exchanges are specified in the last column.</p>	NA	
12.	<p>Additional Non Compliances, if any: No additional non-compliance observed for all SEBI regulation/ circular/guidance note etc.</p>	NA	

Compliances related to resignation of statutory auditors from listed entities and their material subsidiaries as per SEBI Circular CIR/CFD/CMD1/114/2019 dated 18th October, 2019:

Sr. No.	Particulars	Compliance Status (Yes/No/NA)	Observations/ Remarks by PCS
1.	<p>Compliances with the following conditions while appointing/re-appointing an auditor.</p> <p>i. If the auditor has resigned within 45 days from the end of a quarter of a financial year, the auditor shall before such resignation, has issued the limited review/ audit report for such quarter; or</p> <p>ii. If the auditor has resigned after 45 days from the end of a quarter of a financial year, the auditor before such resignation, has issued the limited review/ audit report for such quarter as well as the next quarter; or</p> <p>iii. If the auditor has signed the limited review/ audit report for the first three quarters of a financial year, the auditor before such resignation, has issued the limited review/ audit report for the last quarter of such financial year as well as the audit report for such financial year</p>	NA	No Resignation of Auditor has taken place during the year under review.
2.	<p>Other conditions relating to resignation of statutory auditor</p> <p>i. Reporting of concerns by Auditor with respect to the listed entity/its material subsidiary to the Audit Committee: In case of any concern with the management of the listed entity/material subsidiary such as non-availability of information / non-cooperation by the management which has hampered the audit process, the auditor has approached the Chairman of the Audit Committee of the listed entity and the Audit Committee shall receive such concern directly and immediately without specifically waiting for the quarterly Audit Committee meetings.</p>	NA	No Resignation of Auditor has taken place during the year under review.

ANNUAL REPORT 2023-24

Sr. No.	Particulars	Compliance Status (Yes/No/NA)	Observations/ Remarks by PCS
	<p>In case the auditor proposes to resign, all concerns with respect to the proposed resignation, along with relevant documents has been brought to the notice of the Audit Committee. In cases where the proposed resignation is due to non-receipt of information / explanation from the company, the auditor has informed the Audit Committee of the details of information / explanation sought and not provided by the management, as applicable.</p> <p>The Audit Committee / Board of Directors, as the case may be, deliberated on the matter on receipt of such information from the auditor relating to the proposal to resign as mentioned above and communicate its views to the management and the auditor.</p> <p>ii. Disclaimer in case of non-receipt of information: The auditor has provided an appropriate disclaimer in its audit report, which is in accordance with the Standards of Auditing as specified by ICAI / NFRA, in case where the listed entity/ its material subsidiary has not provided information as required by the auditor.</p>		
3.	The listed entity / its material subsidiary has obtained information from the Auditor upon resignation, in the format as specified in Annexure- A in SEBI Circular CIR/ CFD/CMD1/114/2019 dated 18 th October 2019.	NA	No Resignation of Auditor has taken place during the year under review.

For UMA LODHA & CO.
(Practising Company Secretaries)
Membership No. 5363
C.P. No. 2593

Sd/-
UMA LODHA
PROPRIETOR
UDIN: F005363F000455285
Peer Review Certificate No. 950/2020

Place: Mumbai
Date: 30th MAY 2024

MANAGEMENT DISCUSSION AND ANALYSIS REPORT**Industry structure and developments**

Capital markets are becoming more prominent in India's growth story, with an expanding share in capital formation and investment landscape on the back of technology, innovation and digitisation," according to the Economic Survey 2023-24 tabled in Parliament on July 22, 2024. Indian capital markets have witnessed a broad-based expansion across various sub-markets, with the country's equity market capitalisation reaching ₹ 415 lakh crore or USD 5 trillion in May 2024, placing it fifth in the global rankings. Amid healthy domestic economic performance and a favourable investment climate, primary markets remained robust during FY24, facilitating capital formation of ₹ 10.9 lakh crore compared to ₹ 9.3 lakh crore in FY23. Fund mobilisation through all three modes-Equity, Debt, and Hybrid soared by 24.9%, 12.1% and 513.6%, respectively, in FY24 compared to the previous year.

The number of IPOs rose 66% in FY24 to 272 from 164 in the previous financial year, while the amount grew by 24% to ₹ 67,995 crore in FY24 from ₹ 54,773 crore in FY23. Even average listing gains in IPO were in double digits. The fund flow in the equity markets continue to be strong with monthly SIP investments of ~ ₹ 20,000 Crores in Mutual Funds.

Your Company continued to provide services to various clients across the entire ECM segment – IPOs, Buy Back, Takeover Offers & Rights Issues. Infact, your Company acted as BRLM to three main board IPOs in the FY 2023-24. The Company also concluded a few corporate finance mandates & continued to provide valuations & advisory services to various Corporate/ESOP clients. The Company also established its practice of providing services to Alternative Investment Funds (AIFs) as mandated by SEBI and issued more than 50 Due Diligence Certificates for various AIFs. Further, Company has many more mandates to be serviced in this area.

Opportunities & Threats

Your Company is committed to provide efficient services boosted by its strength in ECM and execution capabilities. We look at various opportunities to secure mandates in the mid-market segment.

The volatility in the capital market on account of various developments in domestic as well as global markets is likely to continue.

Segment-wise performance

During the financial year, ECM mandates were executed besides Corporate Finance mandates in the form of M&A, Valuation services & ESOP advisory services. A new vertical of providing Due Diligence services to AIFs is now well established and company provided services to various AIFs during the financial year.

The total revenue from sale of services for the F.Y.2023-24 was ₹ 1,687.46 lakhs as compared to ₹ 604.62 lakhs for the financial year ended 2022-23

Outlook

The outlook for the current financial year in the industry segment in which your Company operates remains optimistic. Though the pipeline for IPOs is strong, the IPO activity is likely to remain muted for the first couple of quarters in the next financial year because of combination of domestic & foreign developments.

Risks & Concerns

The size of your Company is a concern given the segment in which it operates. However, your Company also enjoys a niche in the segment in which it operates for providing value added and efficient services to its clients. It may be difficult for your Company to compete for large size global ECM mandates.

Internal Control systems and their adequacy

Your Company is in existence as Merchant Banker since past several years has developed well-structured internal control systems to conduct business within the framework of Regulations. The present structure & systems are adequate and commensurate to the size of operations of your Company.

Discussion on financial performance with respect to operational performance

Your Company has adopted a policy of being selective while accepting assignments. Your Company has been able successful in making a mark as a Life Cycle Banker & Advisor to several corporates over the years. Improved capital markets is likely to have positive impact on financial performance of the company. The management is striving hard to grow the existing pipeline for mandates and focus on timely execution enabling the company to sustain its performance.

Material developments in Human Resources/Industrial Relations front, including number of people employed

Your Company has adopted a policy of appointing key personnel for various segments. There are no material adverse developments in human resources/industrial relations front. Although, the Company has recently expanded its manpower strength, it would like to continue to operate with a lean and robust employee structure.

Significant changes in Key Financial Ratios (i.e. change of 25% or more as compared to the immediately previous financial year) along with detailed explanations thereof

(i) Debtors Turnover

Debtors to turnover ratio was at around 6.95 times as against around 6.44 times as at the end of previous financial year. Your company is a service provider & have adopted the policy of raising the invoices on the clients on completion of the milestone as per respective engagement letters. As a result, the outstanding debtors are not significant. However, some of the debtors remain outstanding at the end of financial year which are mostly recovered in the next financial year.

(ii) Inventory Turnover

Being into services business not applicable.

(iii) Interest Coverage Ratio

Your company is debt free.

(iv) Current Ratio

Current Ratio for this financial year is about 8.01% as against 17.35% for the previous financial year. This is particularly on account of provision for fair value adjustments in current investment as per requirements of IND-AS.

(v) Debt Equity Ratio

Your company is debt free.

(vi) Operating Profit Margin (%)

The operating profit margins stood at 0.57% as against the profit 0.11% reported in the previous financial year. During the year profitability is reduced on account of decline in net gain on fair value of investments as per accounting standards.

(vii) Net Profit Margin (%)

The net profit margin is at 0.43% during current financial year as against 0.07% previous year.

(viii) Sector-specific equivalent ratios:

Not applicable

Details of any change in Return on Net Worth as compared to the immediately previous financial year along with a detailed explanation thereof.

There has been a fall in Return on networth which stood at 0.15% as against 0.01% during previous financial year. Same is attributed to completion of very few assignments on hand, substantial decrease in net gain on fair value of investments coupled with constant expenses on account of salary & administrative costs.

DISCLOSURE OF ACCOUNTING TREATMENT

Your Company follows Accounting Standards as prescribed by Institute of Chartered Accountants of India (ICAI) for preparation of financial statements; there is no other such different treatment followed for the same.

REPORT OF THE DIRECTORS ON CORPORATE GOVERNANCE

COMPANY’S PHILOSOPHY ON CODE OF GOVERNANCE

The philosophy of governance has been deeply rooted in the culture of the Company over a long period of time. The Company continues to deliver value to its various stakeholders. The practice of responsible governance has enabled the Company to maintain sustainability, while meeting the expectations of all stakeholders and society at large. Besides complying with Regulation 34 of the Securities and Exchange Board of India (Listing Obligations and Disclosure Requirements) Regulations, 2015 (“Listing Regulations”) the Company has adopted various practices and set reasonable standards for conducting business. The Company endeavors to improve upon aspects like transparency, professionalism, accountability and fair disclosures on an ongoing basis and takes necessary steps towards growth and enhancing value for its shareholders.

The Company has complied with all the regulations stipulated by the Securities Exchange Board of India (SEBI) in the Listing Regulations.

GOVERNANCE FRAMEWORK

The Company’s Governance structure consists of Board of Directors, its Committees and the Management.

BOARD STRUCTURE:

Board Leadership:

The Company has a well-balanced Board of Directors with members from diverse backgrounds who have experience and expertise in various fields. Out of 5 members on the Board, 3 are Independent Directors who are well known for their wealth of experience, high standards of governance and independence. The Board over the period of years has created a culture of leadership to provide long-term vision and policy approach to improve performance and quality of governance in the Company. It has played a primary role in providing strategic direction to the management coupled with giving responsibility and accountability to deliver value with the highest level of transparency and integrity.

Board Committees:

The Committees have been constituted by the Board with specific terms of reference and have an optimum representation of Board members. These Committee members meet at such frequency as is necessary to address the responsibilities and tasks assigned to them. Presently there are four (4) Committees of the Board viz., Audit Committee, Stakeholders Relationship Committee, Nomination and Remuneration Committee and Management Committee (Non-mandatory).

BOARD OF DIRECTORS

Composition:

The composition of the Board is in conformity with Regulation 17(1) of Listing Regulation as well as the Companies Act, 2013. The Company has an optimum representation of Independent Directors on the Board of Directors of the Company.

The composition of the Board of Directors of the Company as on March 31, 2024, is as follows:

Category	:	Name of Directors
Non-Independent Directors	:	* Mr. Vineet Suchanti - Executive Director * Ms. Rinku Suchanti - Executive Director
Independent Directors	:	# Mr. Shishir Dalal - Non-Executive Director # Mr. Ravindranath Cheerakuzhi Puthan Menon - Non-Executive Director # Mr. Riaz Taher Thingna - Non-Executive Director

* Promoter Director

KEYNOTE FINANCIAL SERVICES LIMITED

Ms. Rinku Vineet Suchanti is the spouse of Mr. Vineet Suchanti. None of the other directors are related to any other director on the Board.

On May 6, 2024, the Members approved the appointment of Mr. Ravindranath Cheerakuzhi Puthan Menon (DIN- 01771043) and Mr. Riaz Taher Thingna (DIN- 00168391) as an Independent Director of the Company, for the period of five (5) years effective from March 28, 2024, to March 27, 2029.

During the year, Mr. Uday Patil (DIN- 00003978) ceased to be Director and Chief Financial Officer of the Company, effective from March 28, 2024. The Board places on record its appreciation for his invaluable contribution and guidance.

During the year, Mr. Manish Desai (DIN- 02925757) and Mr. Anish Malhotra (DIN- 02034366) ceased to be Director of the Company, effective from March 28, 2024, upon completion of Second term as an Independent Director. The Board places on record its appreciation for their invaluable continuation Second and guidance.

Board Meetings held during the financial year 2023-2024.

The Board of Directors met six (6) times during the Financial Year 2023-2024. These meetings were held on May 26, 2023, August 11, 2023, November 10, 2023, December 8, 2023, February 9, 2024, and March 28, 2024

The Composition of Board of Directors, attendance at the Board Meetings and the last Annual General Meeting as on March 31, 2024, as applicable, is tabulated hereunder:

Name of the Director	No. of Board Meeting attended	Attendance at previous AGM on 29/09/2023	*No. of outside Directorships held (Excluding Keynote Financial Services Limited)	No. of Membership/ Chairmanship in other Board Committees (Excluding Keynote Financial Services Limited)		Nature of Directorship in the Company
				Member	Chairman	
Mr. Vineet Suchanti [DIN : 00004031]	6	Yes	4	3##	2 ##	Executive
Mr. Uday Patil [DIN: 00003978] (Resigned wef March 28, 2024)	6	Yes	3	Nil	Nil	Executive
Ms. Rinku Suchanti [DIN : 00012903]	6	Yes	1	Nil	Nil	Executive
Mr. Anish Malhotra [DIN : 02034366] (Ceased to be Director wef March 28, 2024)	1	No	Nil	Nil	Nil	Non-Executive & Independent
Mr. Manish Desai [DIN : 02925757] (Ceased to be Director wef March 28, 2024)	6	Yes	2	Nil	Nil	Non-Executive & Independent

ANNUAL REPORT 2023-24

Mr. Shishir Dalal (DIN : 00007008)	6	No	3	2@	5@@	Non-Executive & Independent
Mr. Ravindranath Cheerakuzhi Puthan Menon [DIN: 01771043] (Appointed w.e.f March 28, 2024)	—	NA	—	—	—	Non-Executive & Independent
Mr. Riaz Taher Thingna [DIN: 00168391] (Appointed w.e.f March 28, 2024)	—	NA	—	—	—	Non-Executive & Independent

* Excludes Directorship in Private Limited companies, Foreign Companies and companies registered under Section 8 of the Companies Act, 2013.

Member of “Stakeholder Relationship Committee”, “Corporate Social Responsibility (CSR) Committee” and “Share Transfer Committee” of LKP Finance Limited.

Chairman of “Audit Committee” and “Nomination and Remuneration Committee” of LKP Finance limited.

@ Member of “Audit Committee” and “Stakeholder Relationship Committee” of Remsons Industries Limited.

@@ Chairman of “Audit Committee” of Windsor Machines Limited and Themis Medicare Limited. Chairman of “Nomination and Remuneration Committee” of Windsor Machines Limited and Themis Medicare Limited. Chairman of “Corporate Social Responsibility (CSR) Committee” of Windsor Machines Limited.

Name of other listed entities where Directors of the Company are Directors and Category of Directorship:

Sr. No.	Name of Director	Name of Listed entities in which the concerned Director is a Director	Category of Directorship
1.	Mr. Vineet Suchanti	LKP Finance Limited	Independent Director
2.	Ms. Rinku Suchanti	—	—
3.	Mr. Shishir Dalal	Windsor Machines Limited Remsons Industries Limited Themis Medicare Limited	Independent Director
4.	Mr. Ravindranath Cheerakuzhi Puthan Menon	—	—
5.	Mr. Riaz Taher Thingna	—	—

Skills / Expertise / Competencies of the Board of Directors:

The following is the list of core skills / expertise / competencies identified by the Board of Directors as required in the context of the Company’s business and that the said skills are available with the Board Members:

Sr. No.	Skills / expertise / competencies	Name of the Directors
1.	Business Strategy, Marketing, Administration, Decision Making	Mr. Vineet Suchanti and Ms. Rinku Suchanti
2.	Financial and Management skills	Mr. Vineet Suchanti, Mr. Shishir Dalal, Mr. Riaz Taher Thingna and Ms. Rinku Suchanti
3.	Professional skills and specialized knowledge in relation to Company's business.	Mr. Vineet Suchanti, Mr. Shishir Dalal, Mr. Riaz Taher Thingna and Ms. Rinku Suchanti
4.	Legal, Compliance & Governance, Information Technology	Mr. Ravindranath Cheerakuzhi Puthan Menon

INDEPENDENT DIRECTORS:

The Independent Directors have submitted declarations that they meet the criteria of independence as per the provisions of the Companies Act, 2013 and the Listing Regulations, a statement in this regard forms part of the Board's Report. The Company had also issued formal appointment letters to all the Independent Directors in the manner provided under the Companies Act, 2013 and SEBI (LODR) Regulations, 2015. A sample of the letter of appointment is available on the website of the Company and can be accessed through the link: https://keynoteindia.net/wp-content/uploads/document_hosting/AppointmentLetters_CorporateGovernance/Appointment%20Letters%20to%20Independent%20Directors.pdf

The shareholding of the Executive and Non-Executive & Independent Directors of the company as on March 31, 2024, is as follows:

Name of the Director	Nature of Directorship	No. of Shares held	% to the paid up Share Capital
Mr. Vineet Suchanti	Managing Director and CFO	11,977	0.17
Mr. Rinku Suchanti	Whole Time Director	3,802	0.05
Mr. Shishir Dalal	Independent Director	Nil	Nil
Mr. Ravindranath Cheerakuzhi Puthan Menon	Independent Director	Nil	Nil
Mr. Riaz Taher Thingna	Independent Director	Nil	Nil

Board Procedures

The Board meets at least once in a quarter to review financial results and operations of the Company. In addition to the above, the Board also meets as and when necessary to address specific issues concerning the businesses of the Company. The tentative annual calendar of Board Meetings for the ensuing year is decided in advance by the Board.

The Board Meetings are governed by a structured Agenda. The agenda along with detailed explanatory notes and supporting material are circulated in advance before each meeting to all the Directors for facilitating effective discussion and decision making. The Board members are, appraised on the overall performance of the Company through presentations and detailed notes on a quarterly basis.

Presentations are also made by the Executive Directors on the Company's plans, performance, operations and other matters on a periodic basis. The Board has complete access to any information within the Company which includes the information as specified in Part A of Schedule II SEBI (LODR) Regulations, 2015 and they are updated about their roles and responsibilities in the Company.

The Board, inter alia, reviews annual operating and capital expenditure plans and budgets, financial statements of business segments, compliance report(s) of all laws applicable to the Company, major legal and tax issues, policies/charters of committees of the Company, appointment and remuneration to Directors, minutes of the Board Meetings of the Company's subsidiary companies, significant transactions and arrangements entered into by the unlisted subsidiary companies, risk management, transactions involving sale of material investments, subsidiaries, assets, which are not in normal course of business, foreign currency exposure, status of all investments made by the Company, minutes of meetings of the Committees of the Board, declaration of dividend, issue of securities, short-term borrowings, any other proposal from the management regarding mergers, acquisitions and restructuring of investments, etc.

The proceedings of each meeting of the Board and its Committees are captured in accordance with the provisions of the Companies Act, 2013 and Companies (Meetings of Board and its Powers) Rules, 2014.

Directors' Induction and Familiarization

The provision of an appropriate induction for new Directors and ongoing familiarization for existing Directors is a major contributor to the maintenance of high Corporate Governance standards of the Company.

The Management is responsible for ensuring that such familiarization programme is provided to Directors.

The Independent Directors, from time-to-time request management to provide a detailed understanding of any specific project, activity or process of the Company. The management provides such information and training either at the meeting of the Board of Directors or otherwise. The induction process is designed to:

- a. Build an understanding of the Company, its businesses and the markets and regulatory environment in which it operates.
- b. Provide an appreciation of the role and responsibilities of the Director.
- c. Fully equip Directors to perform their role on the Board effectively; and
- d. Develop understanding of Company's people and its key stakeholder relationships.

Upon appointment, Directors receive a Letter of Appointment setting out in detail, the terms of appointment, duties, responsibilities and expected time commitments. In addition to the extensive induction and training provided as part of the familiarization programme, the Independent Directors are also taken through various business and functional sessions in the Board meetings including the Board meetings to discuss strategy.

The details of Director's induction and familiarization are available on the Company's website at <https://keynoteindia.net/wp-content/uploads/2022/03/Details-of-Familiarization-Programmes-for-Independent-Directors-during-the-Financial-Year-2021-22.pdf>

Separate Independent Directors' Meeting:

In accordance with the provisions of Schedule IV (Code for Independent Directors) of the Companies Act, 2013 and Regulation 25(3) of Listing Regulations, a meeting of the Independent Directors of the Company was held on February 9, 2024, without the attendance of Non-Independent Directors and members of the management. The Company Secretary of the Company acts as the Secretary to the Independent Directors' Meeting.

Evaluation of Board Effectiveness

In terms of provisions of the Companies Act, 2013 read with Rules issued there under and Part D of Schedule II of SEBI (LODR) Regulations, 2015, the Board of Directors, on recommendation of the Nomination and Remuneration Committee, have evaluated the effectiveness of the Board. Accordingly, the performance evaluation of the Board, each Director and the Committees was carried out for the financial year ended March 31, 2024. The evaluation of the Directors was based on various aspects which, inter alia, included the level of participation in the Board Meetings, understanding of their roles and responsibilities, business of the Company along with the environment and effectiveness of their contribution.

Committees of the Board

The Committees constituted by the Board play a very important role in the governance structure of the Company. The terms of reference of these Committees are approved by the Board and are in line with the requirements of Companies Act, 2013 and SEBI (LODR) Regulations, 2015. The minutes of Committee meetings are tabled at the Board meetings and the Chairman of each Committee briefs the members of the Board on the important deliberations and decisions of the respective Committees. The minutes of the proceedings of the Committee Meetings are captured in the same manner as the Board Meetings and in accordance with the provisions of the Companies Act, 2013.

The Board has currently established the following statutory and non-statutory Committees.

AUDIT COMMITTEE

The Audit Committee has played an important role in ensuring the financial integrity of the Company. The Audit Committee's role includes oversight of the financial reporting process, the audit process, the adequacy of internal controls and compliance with applicable laws and regulations. The composition of the Audit Committee is in line with provisions of Section 177 of the Companies Act, 2013 and Regulation 18 of SEBI (LODR) Regulations, 2015. The members of the Audit Committee are financially literate and have requisite experience in financial management.

The Committee invites the Non-Executive Director, Chief Financial Officer (CFO) and Statutory Auditor to attend its meetings.

The previous Annual General Meeting (AGM) of the Company was held on September 29 2023 and Mr. Shishir Dalal, Chairman, of Audit Committee has communicated his leave of absence and authorized Mr. Manish Desai, Chairman of Nomination and Remuneration Committee, and Member of Audit Committee, to attend the Meeting on his behalf.

The composition of the Audit Committee of the Board of Directors of the Company along with the details of the meetings held and attended during the financial year ended March 31, 2024 are detailed below:

The Audit Committee comprises of three (3) members namely Mr. Shishir Dalal, Mr. Uday Patil and Mr. Manish Desai. Further, The Audit Committee has reconstituted on March 28, 2024, with the following Members Mr. Shishir Dalal, Mr. Riaz Taher Thingna and Mr. Vineet Suchanti.

The Committee met six (6) times during the year under review. The audit committee met prior to the finalization of the accounts for the year ended March 31, 2024.

ANNUAL REPORT 2023-24

Sr. No.	Name of the Director	Designation in Committee	Nature of Directorship in the Company	No. of Meetings attended up to March 31, 2024
1.	Mr. Shishir Dalal	Chairman	Independent	6
2.	*Mr. Manish Desai	Member	Independent	6
3.	*Mr. Uday S. Patil	Member	Executive	6

The Audit Committee has been reconstituted with effect from March 28, 2024.

Sr. No.	Name of the Director	Designation in Committee	Nature of Directorship in the Company	No. of Meetings attended up to March 31, 2024
1.	Mr. Shishir Dalal	Chairman	Independent	6
2.	*Mr. Riaz Taher Thingna	Member	Independent	—
3.	*Mr. Vineet Suchanti	Member	Executive	—

*During the year, Mr. Uday Patil (DIN- 00003978) ceased to be Director and Chief Financial Officer of the Company, effective from March 28, 2024. The Board places on record its appreciation for his invaluable contribution and guidance.

*During the year, Mr. Manish Desai (DIN- 02925757) ceased to be Director of the Company, effective from March 28, 2024, upon completion of second term as an Independent Director. The Board places on record its appreciation for their invaluable continuation and guidance.

*On March 28, 2024, has considered and appointed, Mr. Ravindranath Cheerakuzhi Puthan Menon (DIN- 01771043) and Mr. Riaz Taher Thingna (DIN- 00168391) as an Additional Independent Director of the Company.

*Mr. Vineet Suchanti, appointed as a Chief Financial Officer of the Company with effect from March 28, 2024.

The necessary quorum was present for all the meetings. The Company Secretary of the Company acts as Secretary to the Audit Committee.

The scope of activities and terms of reference of the Audit Committee is governed by a Charter which is in line with the provisions of Section 177 of the Companies Act, 2013 and Regulation 18 of SEBI (LODR) Regulations, 2015.

A. The Role of the Audit Committee, inter alia, includes the following:

- 1) Oversight of the listed entity's financial reporting process and the disclosure of its financial information to ensure that the financial statement is correct, sufficient and credible;
- 2) Recommendation for appointment, remuneration and terms of appointment of auditors of the listed entity;
- 3) Approval of payment to statutory auditors for any other services rendered by the statutory auditors;
- 4) Reviewing with the management, the annual financial statements and auditor's report thereon before submission to the board for approval, with particular reference to:

- a. Matters required to be included in the Director's responsibility statement to be included in the Board's report in terms of clause (c) of sub-section (3) of Section 134 of the Companies Act, 2013;
 - b. Changes, if any, in accounting policies and practices and reasons for the same;
 - c. Major accounting entries involving estimates based on the exercise of judgment by management;
 - d. Significant adjustments made in the financial statements arising out of audit findings;
 - e. Compliance with listing and other legal requirements relating to financial statements;
 - f. Disclosure of any related party transactions;
 - g. Modified opinion(s) in the draft audit report;
- 5) Reviewing with the management, the quarterly financial statements before submission to the board for approval;
 - 6) Reviewing with the management, the statement of uses/application of funds raised through an issue (public issue, rights issue, preferential issue, etc.), the statement of funds utilized for purposes other than those stated in the offer document/prospectus/notice and the report submitted by the monitoring agency monitoring the utilisation of proceeds of a public or rights issue, and making appropriate recommendations to the board to take up steps in this matter;
 - 7) Reviewing and monitoring the auditor's independence and performance, and effectiveness of audit process;
 - 8) Approval or any subsequent modification of transactions of the listed entity with related parties;
 - 9) Scrutiny of inter-corporate loans and investments;
 - 10) Valuation of undertakings or assets of the listed entity, wherever it is necessary;
 - 11) Evaluation of internal financial controls and risk management systems;
 - 12) Reviewing with the management, performance of statutory and internal auditors, adequacy of the internal control systems;
 - 13) Reviewing the adequacy of internal audit function, if any, including the structure of the internal audit department, staffing and seniority of the official heading the department, reporting structure coverage and frequency of internal audit;
 - 14) Discussion with internal auditors of any significant findings and follow up there on;
 - 15) Reviewing the findings of any internal investigations by the internal auditors into matters where there is suspected fraud or irregularity or a failure of internal control systems of a material nature and reporting the matter to the board;
 - 16) Discussion with statutory auditors before the audit commences, about the nature and scope of audit as well as post-audit discussion to ascertain any area of concern;
 - 17) To look into the reasons for substantial defaults in the payment to the depositors, debenture holders, shareholders (in case of non-payment of declared dividends) and creditors;
 - 18) To review the functioning of the whistle blower mechanism;
 - 19) Approval of appointment of Chief Financial Officer after assessing the qualifications, experience and background, etc. of the candidate;
 - 20) Carrying out any other function as is mentioned in the terms of reference of the Audit Committee.

B. The Audit Committee shall mandatorily review the following information:

- 1) Management discussion and analysis of financial condition and results of operations;
- 2) Statement of significant related party transactions (as defined by the Audit Committee), submitted by management;
- 3) Management letters/letters of internal control weaknesses issued by the Statutory Auditors;
- 4) Internal audit reports relating to internal control weaknesses; and
- 5) The appointment, removal and terms of remuneration of the Chief Internal Auditor shall be subject to review by the Audit Committee.
- 6) Statement of deviations:
 - a. Quarterly statement of deviation(s) including report of monitoring agency, if applicable, submitted to stock exchange(s) in terms of Regulation 32(1).
 - b. Annual statement of funds utilized for purposes other than those stated in the offer document/prospectus/notice in terms of Regulation 32(7).

NOMINATION AND REMUNERATION COMMITTEE

The Nomination and Remuneration Committee broadly plays a dual role of determining the composition of the Board based on need and requirements of the Company from time to time and determines the overall compensation framework and policy for Directors, Senior Management and Employees. The Committee further reviews that the human resource practices of the Company are effective in maintaining and retaining a competent workforce.

The composition of the "Nomination and Remuneration Committee" is in compliance with the provisions of Section 178 of the Companies Act, 2013 and Regulation 19 of SEBI (LODR) Regulations, 2015.

The Committee met two (2) times during the financial year ended March 31, 2024 on August 11, 2023, and March 28, 2024. The composition of the Nomination and Remuneration Committee of the Board of Directors of the Company along with the details of the meetings held and attended by the members of the Committee during the financial year ended March 31, 2024 is detailed below:

The details of Nomination and Remuneration Committee are as follows:

Sr. No.	Name of the Director	Designation in Committee	Nature of Directorship in the Company	No. of Meetings attended up to March 31, 2024
1.	*Mr. Manish Desai	Chairman	Independent	2
2.	*Mr. Anish Malhotra	Member	Independent	1
3.	Mr. Shishir Dalal	Member	Independent	2

The Nomination and Remuneration Committee has been reconstituted with effect from March 28, 2024

Sr. No.	Name of the Director	Designation in Committee	Nature of Directorship in the Company	No. of Meetings attended up to March 31, 2024
1.	*Mr. Ravindranath Cheerakuzhi Puthan Menon	Chairman	Independent	—
2.	*Mr. Shishir Dalal	Member	Independent	2
3.	Mr. Riaz Taher Thingna	Member	Independent	—

*During the year, Mr. Manish Desai (DIN- 02925757) and Mr. Anish Malhotra (DIN- 02034366) ceased to be Director of the Company, effective from March 28, 2024, upon completion of second term as an Independent Director of the Company.

*On March 28, 2024, has considered and appointed, Mr. Ravindranath Cheerakuzhi Puthan Menon (DIN-01771043) and Mr. Riaz Taher Thingna (DIN- 00168391) as an Additional Independent Director of the Company.

The Company Secretary of the Company acts as Secretary to the “Nomination and Remuneration Committee.

The Nomination and Remuneration Committee is empowered, pursuant to its terms of reference, inter alia, to:

1. Identify persons who are qualified to become Directors and persons who may be appointed in Senior management in accordance with the criteria laid down, and recommend to the Board their appointment and removal;
2. Carry on the evaluation of every Director’s performance;
3. Formulate criteria for determining qualifications, positive attributes and independence of a Director;
4. Recommend to the Board a policy, relating to the remuneration of the Directors, Key Managerial Personnel and other employees;
5. Formulate criteria for evaluation of Independent Directors and the Board;
6. Devise a policy on Board Diversity; and
7. Undertake any other matters as the Board may decide from time to time.

In accordance with Section 178 of the Companies Act, 2013 and Clause 49 of the Listing Agreement, the Board of Directors at their meeting held on 11th November, 2014 formulated the Nomination and Remuneration Policy of the Company on the recommendations of the Nomination and Remuneration Committee.

Nomination and Remuneration Policy of the Company:

In accordance with the Nomination and Remuneration Policy, the Nomination and Remuneration Committee has, inter alia, the following responsibilities:

1. **Formulate the criteria for appointment as a Director:** The Committee shall formulate criteria, and review them on an ongoing basis, for determining qualifications, skills, expertise, qualities, positive attributes required to be a Director of the Company.
2. **Identify persons who are qualified to be Directors:** The Committee shall identify persons who are qualified to become Directors and who satisfy the criteria laid down. The process of identification shall include ascertaining, meeting, screening and reviewing candidates for appointment as Directors, whether Independent, Non-Executive or Executive.

- 3. Nominate candidates for Directorships subject to the approval of Board:** The Committee recommends to the Board the appointment of potential candidates as Non-Executive Director or Independent Director or Executive Director, as the case may be.
- 4. Approve the candidates required for Senior Management positions:** The Committee shall lay down criteria including qualifications, skills, expertise and qualities required for senior management positions like Managing Director, CFO, Company Secretary and Executive Directors of the Company.
- 5. Evaluate the performance of the Board:** The Committee shall determine a process for evaluating the performance of every Director, Committees of the Board and the Board. The Committee may seek the support and guidance of external experts and agencies for this purpose.
- 6. Evaluate the performance of the Managing Director or Whole-time Director and determine the Executive compensation:** The Committee shall evaluate the performance of the Managing Director by setting his Key Performance Objectives at the beginning of each financial year. The Committee shall also approve his/her/their compensation package(s) in accordance with applicable laws, in line with the Company's objectives, shareholders' interests, comparable with industry standards and which shall have an adequate balance between fixed and variable component.
- 7. Review performance and compensation of Senior Management:** The Committee shall review the performance of the senior management of the Company. The Committee shall ensure that the remuneration to the Key Managerial Persons and Senior Management involves a balance between fixed and incentive pay reflecting short and long term performance objectives appropriate to the working of the Company and its goals.
- 8. Recommend to the Board, commission (if any) to the Non-Executive Directors:** The Committee shall recommend the commission payable to the Non-Executive Directors, including Independent Directors, to the Board of Directors of the Company after considering their contribution to the decision making at meetings of the Board/Committees, participation and time spent as well as providing strategic inputs and supporting the highest level of corporate governance and Board effectiveness. It shall be within the overall limits fixed by the shareholders of the Company.

Details of remuneration paid to Non-Executive Directors during the year 2023-24:

During the financial year ended March 31, 2024, the Company paid ₹1,50,000/- (Rupees One Lakh Fifty Thousand) as sittings fees for attending the Board meetings to the Independent Directors.

Details of the remuneration paid to the Executive Directors of the Company for the Financial Year ended March 31, 2024, is as follows:

During the financial year ended March 31, 2024, the Company paid a total amount of ₹ 76,87,608/- (Rupees. Seventy-Six Lakh Eighty Seven Thousand Six Hundred Eight) to Whole-Time Directors of the Company. The company has not granted any stock options to any of its directors.

STAKEHOLDERS RELATIONSHIP COMMITTEE

Pursuant to the provisions of Section 178 of the Companies Act, 2013. The composition of the Stakeholder Relationship Committee is in compliance with the provisions of Section 178 of the Companies Act, 2013 and Regulation 20 of the SEBI (LODR) Regulations, 2015.

The Stakeholders Relationship Committee of Directors look into the redressal of shareholder and investors complaints like transfer of shares, non-receipt of balance sheet, non-receipt of declared dividends etc. The Company has also been enlisted in the new SEBI compliant redressal system (SCORES) enabling the investors to register their complaint if any for speedy redressal.

KEYNOTE FINANCIAL SERVICES LIMITED

The details of Stakeholders Relationship Committee is as follows:

Sr. No.	Name of the Director	Designation in Committee	Nature of Directorship in the Company	No. of Meetings attended up to March 31, 2024
1.	* Mr. Manish Desai	Member	Independent	1
2.	Mr. Vineet Suchanti	Chairman	Executive	1
3.	*Mr. Uday S. Patil	Member	Executive	1

The Stakeholders Relationship Committee has been reconstituted with effect from March 28, 2024.

Sr. No.	Name of the Director	Designation in Committee	Nature of Directorship in the Company	No. of Meetings attended up to March 31, 2024
1.	*Mr. Ravindranath Cheerakuzhi Puthan Menon	Member	Independent	-
2.	Mr. Vineet Suchanti	Chairman	Executive	1
3.	*Ms. Rinku Suchanti	Member	Executive	-

*During the year, Mr. Manish Desai (DIN- 02925757) ceased to be Director of the Company, effective from March 28, 2024, upon completion of second term as an Independent Director of the Company.

*On March 28, 2024, Mr. Ravindranath Cheerakuzhi Puthan Menon (DIN- 01771043) as an Additional Independent Director of the Company.

*On March 28, 2024, Ms. Rinku Suchanti, (DIN- 00012903), Executive Director, appointed as a Member of the Stakeholder Relationship Committee.

*During the year, Mr. Uday Patil (DIN- 00003978) ceased to be Director and Chief Financial Officer of the Company, effective from March 28, 2024. The Board places on record its appreciation for his invaluable contribution and guidance.

During the Financial Year 2023-24, few communications were received from shareholders and Investors. These communications were of routine nature regarding corrections/change in address, and issuance of demand draft against dividend warrant due to expiry of the date etc and were addressed promptly.

All valid requests for share transfer received during 2023-24 have been acted upon by the Company and no transfer/grievances/complaints are pending.

The details of the complaints resolved during the Financial Year ended on March 31, 2024 are as follows:

Number of Complaints	Received	Resolved	Closing
0	0	0	0

ANNUAL REPORT 2023-24

MANAGEMENT COMMITTEE

The Company has constituted a "Management Committee" (Non-mandatory) of Directors consisting of:

Sr. No.	Name of the Director	Designation in Committee	Nature of Directorship in the Company
1.	Mr. Vineet Suchanti	Chairman	Executive
2.	*Mr. Uday S. Patil	Member	Executive

The Management Committee has been reconstituted with effect from March 28, 2024

Sr. No.	Name of the Director	Designation in Committee	Nature of Directorship in the Company
1.	Mr. Vineet Suchanti	Chairman	Executive
2.	*Ms. Rinku Suchanti	Member	Executive

*During the year, Mr. Uday Patil (DIN- 00003978) ceased to be Director and Chief Financial Officer of the Company, effective from March 28, 2024 and Ms. Rinku Suchanti, (DIN- 00012903), Executive Director, has been appointed as a Member of the Management Committee.

The said committee of Board of Director is constituted for the purposes of operational convenience in respect of Merchant Banking assignment handled by the company under the authority of Board of Directors in January, 2006. The committee has powers to open and operate Escrow/Special Accounts and/or any such accounts with Banks for take-over, Buy Back offers and other assignments accepted by the company in the course of Merchant Banking activities. The committee is also empowered to authorize any official of the company to do all the acts, deeds which they deem fit to comply with the requirement.

Further, at the Board Meeting held on 6th September, 2011, the Board had delegated powers to Management Committee to place the Inter Corporate Deposits (ICDs) with known corporate entities.

The Board of Directors of the Company at their meeting held on 7th February, 2013 delegated the powers to Management Committee comprising of Directors of the Company to give loan to the various body corporate.

THE DISCLOSURES OF THE COMPLIANCE WITH CORPORATE GOVERNANCE REQUIREMENTS SPECIFIED IN REGULATION 17 TO 27 AND REGULATION 46(2) OF SEBI (LISTING OBLIGATION & DISCLOSURE REQUIREMENTS) REGULATIONS, 2015

During the financial year the company has complied with all the requirements of Corporate Governance as specified in regulation 17 to 27 and Regulation 46(2) of SEBI (Listing Obligation and Disclosure Requirement) Regulations, 2015.

GENERAL BODY MEETINGS

Location and time of last three Annual General Meetings are as under:

Year	Venue	Date	Time
2020-2021	Through Video Conference or Other Audio-Visuals Means	September 29, 2021	11.00 a.m.
2021-2022	Through Video Conference or Other Audio-Visuals Means	September 28, 2022	02.00 p.m.
2022-2023	Through Video Conference or Other Audio-Visuals Means	September 29, 2023	10.00 a.m.

Details of Special Resolutions passed in previous three Annual General Meetings.

Date of Annual General Meeting	Number of Special Resolutions passed	Details of Special Resolutions Passed
September 29, 2021	1	<ul style="list-style-type: none"> To approve the related party transactions which may exceed 10% of the annual consolidated turnover of the Company as per the Companies last Audited Financial Statements within the financial year 2021-22.
September 28, 2022	1	<ul style="list-style-type: none"> To ratify the remuneration paid to Executive Directors who are members of Promoter group.
September 29, 2023	4	<ul style="list-style-type: none"> To Re-appoint Ms. Rinku Suchanti (DIN- 00012903) as a Whole Time Director of the Company. To Re-appoint Mr. Uday Patil (DIN- 00003978) as a Whole Time Director of the Company. To ratify the remuneration paid to Ms. Rinku Suchanti, Executive Director, who is member of the Promoter Group. To approve transactions under Section 185 of the Companies Act, 2013.

All special resolutions set out in the notices for the Annual General Meetings were passed by the shareholders at the respective meetings with requisite majority.

Extraordinary General Meeting

During the year, no extraordinary General Meeting of the members was held.

Postal Ballot

During the year under review, the Company had not conducted any postal ballot. Further, none of the businesses proposed to be transacted at the ensuing AGM requires passing of a special resolution through postal ballot.

MEANS OF COMMUNICATION

1. Publication of quarterly financial results:

Quarterly, half-yearly, nine-monthly and annual financial results of the Company were published in English and vernacular language newspapers, viz., Free Press Journal and Navshakti, Mumbai newspapers. “Limited Review” by the Statutory Auditors of the Company for the quarterly results was sent to BSE Limited and National Stock Exchange of India Limited where the shares of the company are listed.

Shareholders can also access the quarterly results on the website of these exchanges where the equity shares of the company are listed i.e. BSE Limited www.bseindia.com and National Stock Exchange of India Limited www.nseindia.com.

2. Website and News Releases:

A separate dedicated section under ‘**Investors Relations**’ on the Company’s website gives information of Unclaimed dividend, Annual Report, Quarterly/Half yearly/Nine-monthly and Annual financial results along with the applicable policies of the Company.

ANNUAL REPORT 2023-24

3. Stock Exchange:

Your Company makes timely disclosures of necessary information to BSE Limited (BSE) and the National Stock Exchange of India Limited (NSE) in terms of the SEBI (LODR) Regulations, 2015 and other rules and regulations issued by SEBI.

4. NEAPS (NSE Electronic Application Processing System) and NSE Digital Portal:

NEAPS is a web-based application designed by NSE for corporates. All periodical compliance filings, inter alia, shareholding pattern, Corporate Governance Report, amongst others are also filed electronically through NEAPS.

NSE Digital Portal is a web-based application designed by NSE for corporates. All Corporate Announcements and other disclosures are filed electronically through this portal.

5. BSE Corporate Compliance & Listing Centre:

BSE Listing Centre is a web-based application designed by BSE for corporates. All periodical compliance filings, inter alia, Shareholding pattern, Corporate Governance Report, Corporate announcements, amongst others are also filed electronically on the Listing Centre.

GENERAL SHAREHOLDER'S INFORMATION

Annual General Meeting

Date and time	: 26 th September, 2024, at 11.00 am.
Venue / Mode	: Through Video Conference or Other Audio-Visuals Means (VC/OVAM)
Financial Year Ending	: March 31, 2024
Tentative Schedule for declaration of results during the financial year 2024-2025	
• 1 st Quarter (June, 2024)	: Third week of August, 2024
• 2 nd Quarter (September, 2024)	: Third week of November, 2024
• 3 rd Quarter (December, 2024)	: Third week of February, 2025
• 4 th Quarter (March 2025) and Audited Financial Results for the year ended March 31, 2025.	: Last week of May, 2025
Date of Book Closure	: From September 20, 2024 to September 26, 2024 (both days inclusive) for the purpose of Annual General Meeting and payment of Dividend which will be subject to approval of shareholders.
Dividend Payment date	: After 26 th September, 2024 (Subject to approval of the shareholders)
• Final Dividend 2023-2024 recommended by the Board of Directors at its Meeting held on 12 th August, 2024.	
Listing on Stock Exchange and Stock Code	: Equity Shares of the Company are listed at BSE Limited, (Scrip Code : 512597) and National Stock Exchange of India Limited, (Symbol: KEYFINSERV).
Face Value of Equity Shares	: ₹ 10/- each.

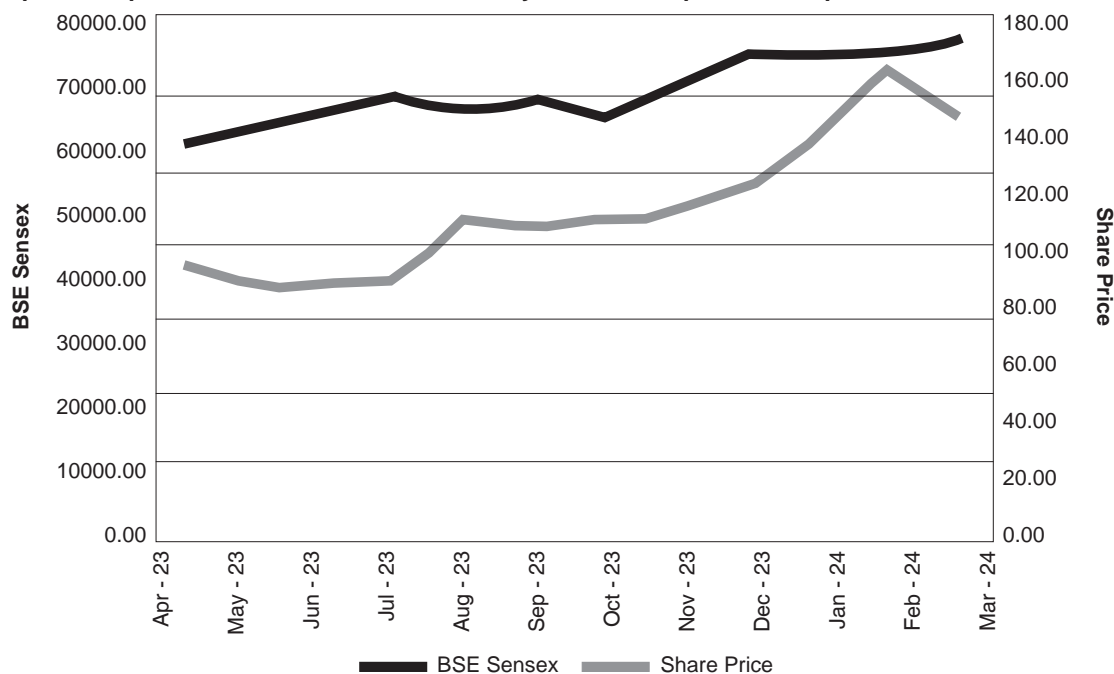
KEYNOTE FINANCIAL SERVICES LIMITED

Monthly High/Low price of Equity Shares of the Company during the financial year 2023-2024 on BSE Limited and National Stock Exchange of India Limited.

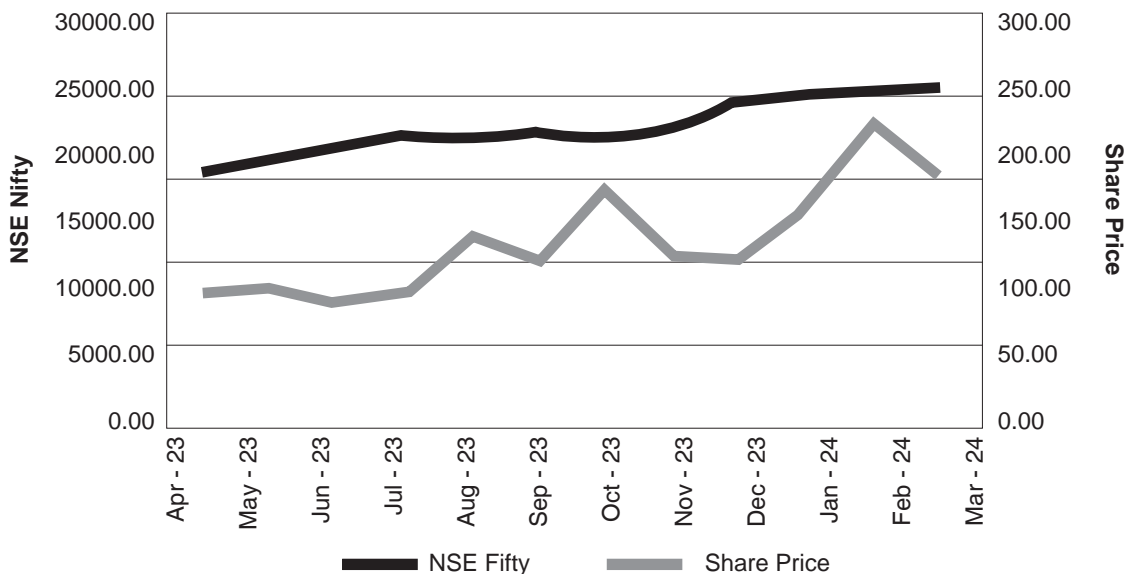
Month	BSE Limited (BSE)		National Stock Exchange of India Limited (NSE)	
	Month's High Price (₹)	Month's Low Price (₹)	Month's High Price (₹)	Month's Low Price (₹)
April, 2023	108.45	83.25	109.05	96.50
May, 2023	107.95	90.00	108.00	98.00
June, 2023	102.50	79.00	98.95	95.45
July, 2023	104.98	90.90	106.00	94.50
August, 2023	138.22	92.00	137.80	127.85
September, 2023	125.80	107.00	126.10	119.25
October, 2023	174.00	107.55	173.90	148.10
November, 2023	131.85	109.75	129.90	120.50
December, 2023	125.80	111.10	124.00	119.10
January, 2024	164.60	118.40	166.40	140.00
February, 2024	214.95	136.05	213.00	193.05
March, 2024	176.00	130.75	176.00	165.30

Source: BSE and NSE website

Graphical Representation of Performance of Keynote's share price in comparison with BSE Sensex



Graphical Representation of Performance of Keynote’s share price in comparison with NSE Nifty.



REGISTRAR AND TRANSFER AGENT

For any queries relating to the shares of the Company, correspondence may please be addressed to:

Link Intime India Pvt. Ltd.,
 C 101, 247 Park, L.B.S. Marg, Vikhroli (West), Mumbai - 400 083
 Tel: (022) 4918 6000, Fax : (022) 4918 6060
www.linkintime.co.in

SHARE TRANSFER SYSTEM

The Company’s shares being in compulsory Demat list are transferable through the depository system. However, shares in the physical form are processed by the Registrar & Share Transfer Agent and approved by the “Stakeholders Relationship Committee.” The share transfer process is reviewed by the said committee.

The Company obtains a yearly certificate of compliance related to the share transfer formalities from a Company Secretary in practice and Registrar and Share Transfer Agent as required under Regulation 40 (9) and 7(3) of the Listing Regulations respectively and files a copy of the certificate with the Stock Exchanges on or before the due date.

DISTRIBUTION OF SHAREHOLDING AS ON MARCH 31, 2024

No. of Shares	Shareholders		Shareholding	
	Number	%	Number	%
1 to 5000	3885	94.1590	3115040	4.44
5001 to 10000	117	2.8357	923270	1.36
10001to 20000	60	1.4542	908090	1.30
20001 to 30000	24	0.5817	618250	0.89
30001 to 40000	10	0.2424	368310	0.52
40001 to 50000	5	0.1212	220550	0.31
50001 to 100000	5	0.1212	326810	0.47
100001 and above	20	0.4847	63703070	90.77
TOTAL	4126	100.00	7018339	100.00

SHAREHOLDING PATTERN AS ON MARCH 31, 2024

Sr. No.	Category of Shares	No. of Shares	% of total shares
(A)	Promoter & Promoter Group :		
	(a) Individuals/Hindu Undivided Family	6,02,502	8.59
	(b) Bodies Corporate	33,57,866	47.84
	Sub Total :	39,60,368	56.43
(B)	Public Shareholding :		
	1. Institutions		
	(a) Financial Institutions/Banks	300	0.00
	(b) Foreign Institutional Investors	5,15,684	7.35
	2. Non-Institutions		
	(a) Directors and their relatives (excluding Independent Directors and Nominee Directors)	0	0
	(b) Individuals	8,80,407	12.54
	(c) Trust	14,51,902	20.69
	(d) Hindu Undivided Family	17,211	0.25
	(e) Non-Resident Indians (NRI)	23,648	0.34
	(f) Investor Education and Protection Fund Authority Ministry of Corporate Affairs	1,12,312	1.60
	(g) Bodies Corporate	56,499	0.81
	(h) Body Corp-Ltd Liability Partnership	8	0.00
	Sub Total :	30,57,971	43.57
	GRAND TOTAL	70,18,339	100.00

Dematerialization of Shares: 69,29,542 Equity Shares of ₹ 10/- each (i.e. 98.74%) of the total capital of the Company have been dematerialized as on March 31, 2024. Shareholders who continue to hold shares in physical form are requested to dematerialize their shares at the earliest and avail various benefits of dealing in securities in electronic/dematerialized form. For any clarification, assistance or information, please contact the Registrar and Transfer Agent of the Company.

Outstanding GDRs/ADRs/Warrants/Convertible Instruments and their impact on equity:

The Company does not have any outstanding GDRs/ADRs/Warrants/Convertible Instruments as on March 31, 2024.

ADDRESS FOR CORRESPONDENCE

Keynote Financial Services Limited

The Ruby, 9th Floor,
Senapati Bapat Marg, Dadar (West), Mumbai – 400 028.
E-mail: investors@keynoteindia.net

Shareholders are requested to quote their folio no./DP ID & Client ID, e-mail address, telephone number and full address while corresponding with the Company and its Registrar & Transfer Agent.

National Electronic Clearing System (NECS) for dividend:

The remittance of dividend through Electronic Clearing System has been moved to National Electronic Clearing System (NECS) platform through core banking system effective 1st October, 2009. Accordingly, dividend will be credited to the shareholders' bank account through NECS where complete core banking details are available with the Company. In the event any branch of a bank has not migrated to core banking system, or where core banking account is not furnished by the shareholder to the Depository/Company as the case may be, the Company will print details available in its records on the dividend warrants to be issued to the shareholders.

For shares held in physical form:

Investors who would like to avail NECS facility and are holding shares in physical form may send in their NECS Mandate Form, duly filled in to the Company's Registrar and Transfer Agent, Link Intime India Pvt. Ltd. The NECS Mandate instruction should be under the signature of the shareholder(s) as per the specimen signature lodged with the Company.

For shares in electronic/dematerialized form:

Investors holding shares in dematerialized or electronic form may check the details on record with the concerned Depository Participant (DP). Pursuant to the Depository Regulations, the Company is obliged to pay dividend on dematerialized shares as per the details furnished by the concerned DP. The Company or the Registrar and Transfer Agent cannot make any change in such records received from the Depository.

Transfer of unclaimed dividend to Investor Education and Protection Fund:

In terms of Sections 124 of the Companies Act, 2013, the Company is required to transfer the amount of dividend remaining unclaimed for a period of seven years from the date of transfer to the unpaid dividend account to the Investor Education and Protection Fund (IEPF). Shareholders are requested to ensure that they claim the dividend(s) from the Company before transfer of the said amounts to the IEPF.

OTHER DISCLOSURES

a. Related Party Transactions:

During the financial year 2023-2024, the Company had Material Related Party Transaction (RPT) and the details are mentioned in the Directors Report. The Audit Committee and the Board of Directors of the Company have formulated the Policy on dealing with RPTs and a Policy on materiality of RPTs which is uploaded on the website of the Company and can be accessed through the following link: <https://keynoteindia.net/wp-content/uploads/2022/03/Related-Party-Transaction-Policy.pdf>.

b. Details of non-compliance by the Company:

Details of non-compliance by the Company, penalties and structures imposed on the Company by the stock exchanges or the Securities and Exchange Board of India or any statutory authority, on any matter related to capital markets, during the last three years i.e.- 2021-2022, 2022-2023 and 2023-24 respectively.

There is no significant material orders passed by the Regulators/ Courts or Tribunals impacting the going concern status of the Company's operations in future.

c. Whistle Blower Policy:

The Company has adopted a whistle blower policy and has established the necessary vigil mechanism for employees and directors to report concerns about unethical behavior. No person has been denied access to the Chairman of the Audit Committee. The said policy has been also put up on the website of the Company at the following link: <https://keynoteindia.net/wp-content/uploads/2022/03/Vigil-Mechanism-Whistle-Blower-Policy.pdf>

d. Reconciliation of Share Capital Audit:

A qualified Practicing Company Secretary carried out a share capital audit to reconcile the total admitted equity share capital with the National Securities Depository Limited (NSDL) and the Central Depository Services (India) Limited (CDSL) and the total issued and listed equity share capital. The Audit Report confirms that the total issued/paid-up capital is in agreement with the total number of shares in physical form and the total number of dematerialized shares held with NSDL and CDSL.

e. Code of Conduct

The Company has in place a Code of Conduct applicable to the Board as well as the designated employees and the same has been posted on the website of the company (i.e. www.keynoteindia.net). The members of the Board and Senior Management personnel have affirmed the compliance with the Code applicable to them during the year ended March 31, 2024. The Annual Report of the Company contains a Certificate by the Director in terms of Regulation 34(3) and Part D of Schedule V of the Listing Regulations based on the compliance declarations received from Independent Directors, Non-Executive Directors and Senior Management.

f. Risk Management:

Business risk evaluation and management is an ongoing process within the Company. The assessment is periodically examined by the Board.

g. Non-mandatory requirements:

Adoption of non-mandatory requirements of SEBI (LODR) Regulations, 2015, is being reviewed by the Board from time to time.

h. Compliances with Governance Framework:

The Company is in compliance with all mandatory requirements under SEBI (LODR) Regulations, 2015.

i. Certificate from a Company Secretary in Practice:

A Certificate from a Company Secretary in Practice that none of the directors on the board of the company have been debarred or disqualified from being appointed or continuing as directors of companies by the Board/Ministry of Corporate Affairs or any such statutory authority The Certificate of Company Secretary in practice is annexed herewith as a part of the report.

j. Recommendation of any Committee:

Where the board had not accepted any recommendation of any committee of the board, which is mandatorily required, in the relevant financial year, the same to be disclosed along with reasons thereof:

It is not applicable to the Company. All recommendations of committees of the Board, are accepted by the Board during the Financial Year 2023-2024.

k. Statutory Auditors' Fees:

Total fees paid to M/s. S M S R & Co. LLP, Chartered Accountants, Statutory Auditors on consolidated basis is ₹ 4.75 Lakh (Rupees Four Lakh Seventy Five Thousand only) for the Financial Year 2023-2024.

l. Disclosures in relation to the Sexual Harassment of Women at Workplace (Prevention, Prohibition and Redressal) Act, 2013:

- | | |
|--|-------|
| a. Number of complaints filed during the financial year | - NIL |
| b. Number of complaints disposed of during the financial year | - NIL |
| c. Number of complaints pending at the end of the financial year | - NIL |

SUBSIDIARY COMPANIES

Keynote Capitals Limited (KCL) and Keynote Fincorp Limited (KFIN) are subsidiary companies of KFSL.

The Audit Committee reviews the consolidated financial statements of the Company and the investments made by its unlisted subsidiary companies. The minutes of the board meetings along with a report on significant developments of the unlisted subsidiary companies are periodically placed before the board of directors of the Company.

The Company has a policy for determining 'material subsidiaries' which is disclosed on its website at <https://keynoteindia.net/wp-content/uploads/2022/03/Material-Subsidiary-Policy.pdf>

**For and on behalf of the Board
Keynote Financial Services Limited**

**Date: August 12, 2024
Place: Mumbai**

**Sd/-
Vineet Suchanti
Managing Director & CFO
DIN: 00004031**

**Sd/-
Rinku Suchanti
Director
DIN: 00012903**

PRACTISING COMPANY SECRETARIES' CERTIFICATE ON DIRECTORS
(Pursuant to Regulation 34(3) and Schedule V Para C clause (10)(i) of the SEBI
(Listing Obligations and Disclosure Requirements) Regulations, 2015)

To,
 The Members of
Keynote Financial Services Limited,
 (Formerly known as Keynote Corporate Services Limited)
 The Ruby, 9th Floor
 Senapati, Bapat Marg,
 Dadar (W), Mumbai - 400 028

We have examined the relevant registers, records, forms, returns and disclosures received from Directors of **Keynote Financial Services Limited** having CIN No. **L67120MH1993PLC072407** and having registered office at The Ruby, 9th Floor, Senapati, Bapat Marg, Dadar (W), Mumbai - 400 028 (hereinafter referred to as 'the Company'), produced before us by the Company for the purpose of issuing this Certificate, in accordance with Regulation 34(3) read with Schedule V Para-C Sub clause 10(i) of the Securities Exchange Board of India (Listing Obligations and Disclosure Requirements) Regulations, 2015.

In our opinion and to the best of our information and according to the verifications (including Directors Identification Number (DIN) status at the portal (www.mca.gov.in) as considered necessary and explanations furnished to us by the Company & its officers, We hereby certify that none of the Directors on the Board of the Company as stated below for the Financial Year ending on March 31, 2024 have been debarred or disqualified from being appointed or continuing as Directors of companies by the Securities and Exchange Board of India, Ministry of Corporate Affairs, or any such other Statutory Authority.

Sr. No.	Name of Director	DIN	Date of Appointment
1.	Mr. Shishir Vasant Dalal	00007008	04.05.2015
2.	Mr. Vineet Suchanti	00004031	17.09.1997
3.	Mrs. Rinku Suchanti	00012903	31.03.2015
4.	Mr. Ravindranath Cheerakuzhi Puthan Menon	01771043	28.03.2024
5.	Mr. Riaz Taher Thingna	00168391	28.03.2024

Ensuring the eligibility for the appointment / continuity of every Director on the Board is the responsibility of the management of the Company. Our responsibility is to express an opinion on these based on our verification. This certificate is neither an assurance as to the future viability of the Company nor of the efficiency or effectiveness with which the management has conducted the affairs of the Company.

For Uma Lodha & Co.
Practicing Company Secretaries

Sd/-
Uma Lodha
Proprietor
C.P. No. 2593

Date: 30/05/2024
Place: Mumbai

UDIN: F005363E000347210
Peer Review Certificate No. 950/2020

CERTIFICATE IN TERMS OF REGULATION 17(8) OF THE SEBI (LISTING OBLIGATIONS AND DISCLOSURES REQUIREMENT) REGULATIONS, 2015

The Board of Directors
Keynote Financial Services Limited

- a) We have reviewed financial statement and the cash flow statement for the year ended 31st March, 2023 and that to the best of our knowledge and belief:
- (i) These statements do not contain any materially untrue statement or omit any material fact or contain statements that might be misleading;
 - (ii) These statements together present a true and fair view of the Company's affairs and are in compliance with existing Accounting Standards, applicable laws and regulations.
- b) There are, to the best of our knowledge and belief, no transactions entered into by the Company during the year which are fraudulent, illegal or violative of the Company's Code of Conduct.
- c) We accept responsibility for establishing and maintaining internal controls for financial reporting and that we have evaluated the effectiveness of internal control systems of the Company pertaining to financial reporting and we have disclosed to the Auditors and the Audit Committee, deficiencies in the design or operation of such internal controls, if any, of which we have aware and the steps taken or propose to take to rectify these deficiencies.
- d) We have indicated to the Auditors and the Audit Committee that -
- (i) There has not been any significant change in internal control over financial reporting during the year under reference;
 - (ii) There has not been any significant changes in accounting policies during the year and that the same have been disclosed in the notes to the financial statements; and
 - (iii) there has not been any instances during the year of significant fraud of which we had become aware and the involvement therein, if any, of the management or an employee having a significant role in the Company's internal control system over financial reporting.

**For and on behalf of the Board
Keynote Financial Services Limited**

**Date: 12th August, 2024
Place: Mumbai**

**Sd/-
Vineet Suchanti
Managing Director & CFO
DIN: 00004031**

**Sd/-
Rinku Suchanti
Director
DIN: 00012903**

CERTIFICATE ON CORPORATE GOVERNANCE**To****The Members of
Keynote Financial Services Limited
(Formerly known as Keynote Corporate Services Limited)**

We have examined the compliance of conditions of Corporate Governance by M/s. Keynote Financial Services Limited (CIN: L67120MH1993PLC072407) (the Company) for the year ended ended March 31, 2024 as stipulated in the relevant provisions of Securities and Exchange Board of India (Listing Obligations and Disclosure Requirements) Regulations, 2015 (collectively referred to as "SEBI Listing Regulations, 2015") as referred in Regulation 15(2) of the listing regulations for the period from April 01, 2023 to March 31, 2024.

The compliance of conditions of Corporate Governance is the responsibility of the Management. Our examination was limited to procedures and implementation thereof, adopted by the Company for ensuring the compliance of the conditions of Corporate Governance. It is neither an audit nor an expression of opinion on the financial statement of the Company.

In our opinion and to the best of our information and according to the explanations given to us, we certify that the Company has complied with all the conditions of Corporate Governance as stipulated in the SEBI Listing Regulations, 2015.

We state that such compliance is neither an assurance as to the future viability of the Company nor the efficiency or effectiveness with which the management has conducted the affairs of the Company.

**For Uma Lodha & Co.
Practicing Company Secretaries**

**Sd/-
Uma Lodha
Proprietor
C.P. No. 2593**

**Place: Mumbai
Date: 30/05/2024**

**UDIN: F005363E000347210
Peer Review Certificate No. 950/2020**

COMPLIANCE WITH CODE OF CONDUCT

As provided under SEBI (Listing Obligations and Disclosure Requirements) Regulations, 2015, the Board Members and the Senior Management personnel have confirmed compliance with the Code of Conduct for the year ended March 31, 2024.

**For and on behalf of the Board
Keynote Financial Services Limited**

**Sd/-
Vineet Suchanti
Managing Director & CFO
DIN: 00004031**

**Date: August 12, 2024
Place: Mumbai**

**Form MR-3
SECRETARIAL AUDIT REPORT**

**[Pursuant to Section 204 (1) of the Companies Act, 2013 and Rule 9 of the
Companies (Appointment and Remuneration Personnel) Rules, 2014]**

FOR THE FINANCIAL YEAR ENDED 31ST MARCH 2024

**To
The Members of
Keynote Capitals Limited**

We have conducted the secretarial audit of the compliance of applicable statutory provision and the adherence to good corporate practices by **M/S. KEYNOTE CAPITALS LIMITED (CIN: U67120MH1995PLC088172)** (hereinafter called "the Company"). Secretarial Audit was conducted in a manner that provided me a reasonable basis for evaluating the corporate conducts/statutory compliances and expressing my opinion thereon.

Based on our verification of the **M/S. KEYNOTE CAPITALS LIMITED** books, papers, minute books, forms and returns filed and other records maintained by the Company and also the information provided by the Company, its officers, agents and authorized representatives during the conduct of secretarial audit, we hereby report that in our opinion, the Company has, during the audit period covering the financial year ended 31st March, 2024 complied with the statutory provisions listed hereunder and also that the Company has proper Board-processes and compliance-mechanism in place to the extent, in the manner and subject to the reporting made hereinafter:

We have examined the books, papers, minutes' books, forms and returns filed and other records maintained by **M/S KEYNOTE CAPITALS LIMITED** for the financial year ended 31st March 2024 according to the provisions of:

- (i) The Companies Act, 2013 (the Act) and the rules made there under.
- (ii) The Securities Contracts (regulation) Act, 1956 (SCRA) and the rules made there under.
- (iii) The Depositories Act, 1996 and the Regulations any Byelaws framed there under.
- (iv) Foreign Exchange Management Act, 1999 and the rules and regulations made there under to the extent of Foreign Direct Investment, Overseas Direct Investment and External Commercial Borrowings.
- (v) The following Regulations and Guidelines prescribed under the Securities and Exchange Board of India Act, 1992 ('SEBI Act')
 - (a) The Securities and Exchange Board of India (Prohibition of Insider Trading) Regulations, 1992
 - (b) SEBI (Prohibition of Fraudulent and Unfair Trade Practices Relating to Securities Market) Regulations, 2003
- (vi) The following laws are specifically applicable to the Company:
 - The Prevention of Money Laundering Act, 2002

We have also examined compliance with the applicable clauses of the following:

- (i) Secretarial Standards issued by the Institute of Company Secretaries of India

During the period under review, the Company has complied with the provisions of the Act, Rules, Regulations, Guidelines, Standards, etc. mentioned above, subject to the following observation:

As per the representation given by the Company, all the existing related party transactions of the Company with its related parties are in the ordinary course of business and on arm's length basis or as per the contracts existing on the commencement of the Act, 2013.

During the year under review, the Company paid an excess of Rs 1,27,726 to Mr. Rakesh Choudhary managing Director of the Company. The Company vide Special resolution at the Extra Ordinary General Meeting held on 24th January 2022, approved a remuneration of Rs 42 lakhs per annum. During the year under review, the Company paid a remuneration of Rs 43,27,726 which was in excess of the remuneration approved by the shareholders.

We further report that:

The Board of Directors of the Company is duly constituted with proper balance of Executive Directors & Key Managerial Personnel, Non-Executive Directors and Independent Directors.

Adequate notice is given to all Directors to schedule the Board Meetings, agenda and detailed notes on agenda were sent at least seven days in advance, and a system exists for seeking and obtaining further information and clarification on the agenda items before the meeting and for meaningful participation at the meeting.

Majority decision is carried through while the dissenting members' views are captured and recorded as part of the minutes.

We further report that there are adequate systems and processes in the company commensurate with the size and operations of the Company to monitor and ensure compliance with applicable laws, rules, regulations and guidelines.

During the period under review the Company has complied with the provisions of the Act, Rules, Regulations, Guidelines, Standards, etc.

We further report that during the audit period there were no major events which had any bearing on the Company's affairs in pursuance of the above referred laws, rules, regulations, guidelines etc.

**For Uma Lodha & Co.
Practicing Company Secretaries**

**Sd/-
Proprietor
ACS/FCS No.: 5363
C.P. No.2593**

**Place: Mumbai
Date: 04/06/2024**

**UDIN: F005363F000488560
Peer Review Certificate No. 950/2020**

Note: This report is to be read with our letter of even date which is annexed as 'ANNEXURE B(i)' and forms an integral part of this report.

ANNEXURE B(i)'

To

The Members

M/S. KEYNOTE CAPITALS LIMITED

Our report of even date is to be read along with this letter.

- Maintenance of secretarial record is the responsibility of the management of the company. Our responsibility is to express an opinion on these secretarial records based on our audit.
- We have followed the audit practices and processes as were appropriate to obtain reasonable assurance about the correctness of the contents of the Secretarial records. The verification was done on test basis to ensure that correct facts are reflected in secretarial records. We believe that the processes and practices we followed provide a reasonable basis for our opinion.
- We have not verified the correctness and appropriateness of financial records and Books of Accounts of the company.
- Wherever required, we have obtained the Management representation about the compliance of laws, rules and regulations and happening of events etc.
- The compliance of the provisions of Corporate and other applicable laws, rules, regulations, standards is the responsibility of management. Our examination was limited to the verification of procedures on test basis.
- The Secretarial Audit report is neither an assurance as to the future viability of the company nor of the efficacy or effectiveness with which the management has conducted the affairs of the company.

**For Uma Lodha & Co.
Practicing Company Secretaries**

Sd/-

Proprietor

ACS/FCS No.: 5363

C.P. No.2593

UDIN: F005363F000488560

Peer Review Certificate No. 950/2020

Place: Mumbai

Date: 04/06/2024

Form MR-3
SECRETARIAL AUDIT REPORT

[Pursuant to Section 204 (1) of the Companies Act, 2013 and Rule 9 of the Companies (Appointment and Remuneration Personnel) Rules, 2014]

FOR THE FINANCIAL YEAR ENDED 31ST MARCH 2024

To
The Members of
Keynote Fincorp Limited

We have conducted the secretarial audit of the compliance of applicable statutory provision and the adherence to good corporate practices by **M/S. KEYNOTE FINCORP LIMITED (CIN: U67120MH1995PLC084814)** (hereinafter called "the Company"). Secretarial Audit was conducted in a manner that provided me a reasonable basis for evaluating the corporate conducts/statutory compliances and expressing my opinion thereon.

Based on our verification of the **M/S. KEYNOTE FINCORP LIMITED** books, papers, minute books, forms and returns filed and other records maintained by the Company and also the information provided by the Company, its officers, agents and authorized representatives during the conduct of secretarial audit, we hereby report that in our opinion, the Company has, during the audit period covering the financial year ended 31st March, 2024 complied with the statutory provisions listed hereunder and also that the Company has proper Board-processes and compliance-mechanism in place to the extent, in the manner and subject to the reporting made hereinafter:

We have examined the books, papers, minutes' books, forms and returns filed and other records maintained by **M/S KEYNOTE FINCORP LIMITED** for the financial year ended 31st March 2024 according to the provisions of:

- (i) The Companies Act, 2013 (the Act) and the rules made there under;
- (ii) The Securities Contracts (regulation) Act, 1956 (SCRA) and the rules made there under;
- (iii) The Depositories Act, 1996 and the Regulations any Bye-laws framed there under;
- (iv) Foreign Exchange Management Act, 1999 and the rules and regulations made there under to the extent of Foreign Direct Investment, Overseas Direct Investment and External Commercial Borrowings;
- (vi) The following laws are specifically applicable to the Company:
 - The Prevention of Money Laundering Act, 2002
 - Reserve Bank of India Act, 1934

We have also examined compliance with the applicable clauses of the following:

- (i) Secretarial Standards issued by the Institute of Company Secretaries of India

During the period under review, the Company has complied with the provisions of the Act, Rules, Regulations, Guidelines, Standards, etc. mentioned above.

We further report that:

The Board of Directors of the Company is duly constituted. There were no changes in the composition of the Board of Directors during the period under review.

Adequate notice is given to all Directors to schedule the Board Meetings, agenda and detailed notes on agenda were sent at least seven days in advance, and a system exists for seeking and obtaining further information and clarification on the agenda items before the meeting and for meaningful participation at the meeting.

ANNUAL REPORT 2023-24

Majority decision is carried through while the dissenting members' views are captured and recorded as part of the minutes.

We further report that there are adequate systems and processes in the company commensurate with the size and operations of the Company to monitor and ensure compliance with applicable laws, rules, regulations and guidelines.

During the period under review the Company has complied with the provisions of the Act, Rules, Regulations, Guidelines, Standards, etc. mentioned above.

We further report that during the audit period there were no major events which had bearing on the Company's affairs in pursuance of the above referred laws, rules, regulations, guidelines etc.

**For Uma Lodha & Co.
Practicing Company Secretaries**

Sd/-

Proprietor

ACS/FCS No.: 5363

C.P. No.2593

UDIN: F005363F000488538

Peer Review Certificate No. 950/2020

Place: Mumbai

Date: 04/06/2024

Note: This report is to be read with our letter of even date which is annexed as 'ANNEXURE B(i)' and forms an integral part of this report.

ANNEXURE B(i)'

To

The Members

M/S. KEYNOTE FINCORP LIMITED

Our report of even date is to be read along with this letter.

- Maintenance of secretarial record is the responsibility of the management of the company. Our responsibility is to express an opinion on these secretarial records based on our audit.
- We have followed the audit practices and processes as were appropriate to obtain reasonable assurance about the correctness of the contents of the Secretarial records. The verification was done on test basis to ensure that correct facts are reflected in secretarial records. We believe that the processes and practices, we followed provide a reasonable basis for our opinion.
- We have not verified the correctness and appropriateness of financial records and Books of Accounts of the company.
- Where ever required, we have obtained the Management representation about the compliance of laws, rules and regulations and happening of events etc.
- The compliance of the provisions of Corporate and other applicable laws, rules, regulations, standards is the responsibility of management. Our examination was limited to the verification of procedures on test basis.
- The Secretarial Audit report is neither an assurance as to the future viability of the company nor of the efficacy or effectiveness with which the management has conducted the affairs of the company.

**For Uma Lodha & Co.
Practicing Company Secretaries**

Sd/-

Proprietor

ACS/FCS No.: 5363

C.P. No.2593

UDIN: F005363F000488538

Peer Review Certificate No. 950/2020

Place: Mumbai

Date: 04/06/2024

INDEPENDENT AUDITOR'S REPORT

To the Members of Keynote Financial Services Limited

Report on the Audit of the Ind AS Financial Statements

Opinion

We have audited the accompanying standalone Ind AS financial statements of **Keynote Financial Services Limited** ("the Company"), which comprise the Balance Sheet as at March 31, 2024, the Statement of Profit and Loss (including the Statement of Other Comprehensive Income), the Cash Flow Statement and the Statement of Changes in Equity for the year then ended, and notes to the standalone Ind AS financial statements, including a summary of significant accounting policies and other explanatory information (hereinafter referred to as "the standalone Ind AS financial statements").

In our opinion and to the best of our information and according to the explanations given to us, the aforesaid standalone Ind AS financial statements give the information required by the Companies Act, 2013 ('the Act') in the manner so required and give a true and fair view in conformity with the applicable Indian Accounting Standards ('Ind AS') prescribed under Section 133 of the Companies Act, 2013 ("the Act"), read with relevant rules issued thereunder and other accounting principles generally accepted in India, of the state of affairs of the Company as at March 31, 2024, and its profit and other comprehensive income, changes in equity and its cash flow for the year ended on that date.

Basis for Opinion

We conducted our audit of the standalone Ind AS financial statements in accordance with the requirements of applicable Standards on Auditing (SAs) specified under section 143(10) of the Act. Our responsibilities under those SAs are further described in the 'Auditor's Responsibilities for the Audit of the standalone Ind AS financial statements' section of our report. We are independent of the Company in accordance with the Code of Ethics issued by the

Institute of Chartered Accountants of India ('ICAI') together with the ethical requirements that are relevant to our audit of the standalone Ind AS financial statements under the provisions of the Act and the Rules made thereunder, and we have fulfilled our other ethical responsibilities in accordance with these requirements and the ICAI's Code of Ethics. We believe that the audit evidence we have obtained is sufficient and appropriate to provide a basis for our audit opinion on the standalone Ind AS financial statements.

Key Audit Matters

- (a) Key audit matters are those matters that, in our professional judgement, were of most significance in our audit of the Ind AS financial statements for the financial year ended March 31, 2024. These matters were addressed in the context of our audit of the Ind AS financial statements as a whole, and in forming our opinion thereon, and we do not provide a separate opinion on these matters. For each matter below, our description of how our audit addressed the matter is provided in that context.
- (b) We have determined the matters described below to be the key audit matters to be communicated in our report. We have fulfilled the responsibilities described in the Auditor's responsibilities for the audit of the Ind AS financial statements section of our report, including in relation to these matters. Accordingly, our audit included the performance of procedures designed to respond to our assessment of the risks of material misstatement of the Ind AS financial statements. The results of our audit procedures, including the procedures performed to address the matters below, provide the basis for our audit opinion on the accompanying Ind AS financial statements.

Key audit matters	How our audit addressed the key audit matter
<p>Accuracy of recognition, measurement, presentation and disclosure of revenues and other related balances in respect of contracts involving critical estimates, as per Ind AS 115 “Revenue from Contract with Customers”.</p>	
<p>The Company recognises revenue with respect to income from sale of services (including other operating revenue) in accordance to achievement of milestones defined in the corresponding engagement letters or mandate letters entered with counter party which reflects the stage of completion for each performance obligation.</p>	<p>i. Evaluated the design of internal controls relating to recording of revenue with respect to income from sale of services (including other operating revenue) based upon time spent and efforts taken.</p> <p>ii. Selected a sample of continuing and new contracts and through inspection of evidence of performance of these controls, tested the operating effectiveness of the internal controls relating to time spent and efforts taken.</p> <p>iii. Reviewed a sample of contracts with unbilled revenues to identify possible delays in achieving milestones</p> <p>iv. Performed analytical procedures and test of details for reasonableness of time spent and efforts taken</p>
<p>Other Information</p>	
<p>(a) The other information comprises the information included in the Annual Report, but does not include the Ind AS financial statements and our auditors’ report thereon. The Company’s Board of Directors and the Company’s Management is responsible for the other information.</p>	<p>other information is materially inconsistent with the Ind AS financial statements or our knowledge obtained in the audit or otherwise appears to be materially misstated.</p>
<p>(b) Our opinion on the Ind AS financial statements does not cover the other information and we do not express any form of assurance conclusion thereon.</p>	<p>(e) When we read the Company’s annual report, if we conclude that there is a material misstatement therein, we are required to communicate the matter to those charged with governance and take necessary actions, as applicable under the relevant laws and regulations.</p>
<p>(c) The other information comprises management’s discussion & analysis, the Board of Directors’ report and additional disclosures as required under various directions issued by the RBI included in the Company’s annual report, but does not include the Ind AS financial statements and our auditor’s report thereon. This other information is expected to be made available to us after the date of this auditor’s report.</p>	<p>Responsibilities of Management and Those Charged with Governance for the Ind AS financial statements</p>
<p>(d) In connection with our audit of the Ind AS financial statements, our responsibility is to read the other information identified above when it becomes available and, in doing so, consider whether the</p>	<p>(a) The Company’s Management and the Board of Directors are responsible for the matters stated in section 134(5) of the Act with respect to the preparation of these Ind AS financial statements that give a true and fair view of the financial position, financial performance including other comprehensive income, cash flows and changes in equity of the Company in accordance with the accounting principles generally accepted in India, including the Indian Accounting Standards (Ind AS) specified under section 133 of the Act</p>

read with the Companies (Indian Accounting Standards) Rules, 2015, as amended. This responsibility also includes maintenance of adequate accounting records in accordance with the provisions of the Act for safeguarding of the assets of the Company and for preventing and detecting frauds and other irregularities; selection and application of appropriate accounting policies; making judgments and estimates that are reasonable and prudent; and the design, implementation and maintenance of adequate internal financial controls, that were operating effectively for ensuring the accuracy and completeness of the accounting records, relevant to the preparation and presentation of the Ind AS financial statements that give a true and fair view and are free from material misstatement, whether due to fraud or error.

- (b) In preparing the Ind AS financial statements, Management is responsible for assessing the Company's ability to continue as a going concern, disclosing, as applicable, matters related to going concern and using the going concern basis of accounting unless Management either intends to liquidate the Company or to cease operations, or has no realistic alternative but to do so.
- (c) The Company's Management and the Board of Directors are also responsible for overseeing the Company's financial reporting process.

Auditor's Responsibilities for the Audit of the Ind AS financial statements

- (a) Our objectives are to obtain reasonable assurance about whether the Ind AS financial statements as a whole are free from material misstatement, whether due to fraud or error, and to issue an auditor's report that includes our opinion. Reasonable assurance is a high level of assurance, but is not a guarantee that an audit conducted in accordance with SAs will always detect a material misstatement when it exists. Misstatements can arise from fraud or error and are considered material if, individually or in the aggregate, they could reasonably be expected to influence the economic decisions of users taken on the basis of these Ind AS financial statements.
- (b) As part of an audit in accordance with SAs, we exercise professional judgment and maintain professional skepticism throughout the audit. We also:
 - (i) Identify and assess the risks of material misstatement of the Ind AS financial statements, whether due to fraud or error, design and perform audit procedures responsive to those risks, and obtain audit evidence that are sufficient and appropriate to provide a basis for our opinion. The risk of not detecting a material misstatement resulting from fraud is higher than for one resulting from error, as fraud may involve collusion, forgery, intentional omissions, misrepresentations, or the override of internal control.
 - (ii) Obtain an understanding of internal controls relevant to the audit in order to design audit procedures that are appropriate in the circumstances. Under section 143(3)(i) of the Act, we are also responsible for expressing our opinion on whether the Company has adequate internal financial controls system in place and the operating effectiveness of such controls.
 - (iii) Evaluate the appropriateness of accounting policies used and the reasonableness of accounting estimates and related disclosures made by management.
 - (iv) Conclude on the appropriateness of management's use of the going concern basis of accounting and, based on the audit evidence obtained, whether a material uncertainty exists related to events or conditions that may cast significant doubt on the Company's ability to continue as a going concern. If we conclude that a material uncertainty exists, we are required to draw attention in our auditor's report to the related disclosures in the Ind AS financial statements or, if such disclosures are inadequate, to modify our opinion. Our conclusions are based on the audit evidence obtained up to the date of our auditor's report. However, future events or conditions may

cause the Company to cease to continue as a going concern.

- (v) Evaluate the overall presentation, structure and content of the Ind AS financial statements, including the disclosures, and whether the Ind AS financial statements represent the underlying transactions and events in a manner that achieves fair presentation.
- (c) Materiality is the magnitude of misstatements in the Ind AS financial statements that, individually or in aggregate, makes it probable that the economic decisions of a reasonably knowledgeable user of the Ind AS financial statements may be influenced. We consider quantitative materiality and qualitative factors in (i) planning the scope of our audit work and in evaluating the results of work; and (ii) to evaluate the effect of any identified misstatements in the Ind AS financial statements.
- (d) We communicate with those charged with governance regarding, among other matters, the planned scope and timing of the audit and significant audit findings, including any significant deficiencies in internal control that we identify during our audit.
- (e) We also provide with those charged with governance with a statement that we have complied with relevant ethical requirements regarding independence, and to communicate with them all relationships and other matters that may reasonably be thought to bear on our independence, and where applicable, related safeguards.
- (f) From the matters communicated with those charged with governance, we determine those matters that were of most significance in the audit of the Ind AS financial statements of the financial year ended March 31, 2024 and are therefore the key audit matters. We describe these matters in our auditor's report unless law or regulation precludes public disclosure about the matter or when, in extremely rare circumstances, we determine that a matter should not be communicated in our report because the adverse

consequences of doing so would reasonably be expected to outweigh the public interest benefits of such communication.

Report on Other Legal and Regulatory Requirements

1. As required by the Companies (Auditor's Report) Order, 2020 ('the Order') issued by the Central Government of India in terms of sub-section (11) of Section 143 of the Act, we give in the "Annexure A", a statement on the matters specified in paragraphs 3 and 4 of the Order, to the extent applicable.
2. As required by Section 143(3) of the Act, based on our audit we report that:
 - a) We have sought and obtained all the information and explanations, which to the best of our knowledge and belief were necessary for the purposes of our audit;
 - b) In our opinion, proper books of account as required by law have been kept by the Company so far as it appears from our examination of those books;
 - c) The Balance Sheet, the Statement of Profit and Loss including the Statement of Other Comprehensive Income, the Cash Flow Statement and Statement of Changes in Equity dealt with by this Report are in agreement with the relevant books of account;
 - d) In our opinion, the aforesaid Ind AS financial statements comply with the Accounting Standards specified under Section 133 of the Act, read with the relevant rules issued thereunder;
 - e) On the basis of the written representations received from the directors as on 31 March 2024, taken on record by the Board of Directors, none of the directors are disqualified as on 31 March 2024, from being appointed as a director in terms of Section 164(2) of the Act;
 - f) With respect to the adequacy of the internal financial controls over financial reporting

with reference to these Ind AS financial statements of the Company and the operating effectiveness of such controls, refer to our separate Report in “Annexure B” to this report;

- g) In our opinion and to the best of our information and according to the explanations given to us, the remuneration paid / provided by the Company to its directors during the year is in accordance with the provisions of Section 197 of the Act read with Schedule V of the Act;
- h) With respect to the other matters to be included in the Auditor’s Report in accordance with Rule 11 of the Companies (Audit and Auditors) Rules, 2014, as amended in our opinion and to the best of our information and according to the explanations given to us:
 - i) The Company has disclosed the impact of pending litigations on its financial positions in its Ind AS financial statements. Refer Note 33 to the Ind AS financial statements.
 - ii) The Company did not have any long-term contracts including derivative contracts for which there were any material foreseeable losses.
 - iii) There were no amounts which were required to be transferred to the Investor Education and Protection Fund by the Company.
 - iv) (a) the management has represented that, to the best of its knowledge and belief, other than as disclosed in the notes to the accounts, no funds have been advanced or loaned or invested (either from borrowed funds or share premium or any other sources or kind of funds) by the company to

or in any other person(s) or entity(ies), including foreign entities (“Intermediaries”), with the understanding, whether recorded in writing or otherwise, that the Intermediary shall, whether, directly or indirectly lend or invest in other persons or entities identified in any manner whatsoever by or on behalf of the company (“Ultimate Beneficiaries”) or provide any guarantee, security or the like on behalf of the Ultimate Beneficiaries;

- (b) Whether the management has represented, that, to the best of its knowledge and belief, other than as disclosed in the notes to the accounts, no funds have been received by the company from any person(s) or entity(ies), including foreign entities (“Funding Parties”), with the understanding, whether recorded in writing or otherwise, that the company shall, whether, directly or indirectly, lend or invest in other persons or entities identified in any manner whatsoever by or on behalf of the Funding Party (“Ultimate Beneficiaries”) or provide any guarantee, security or the like on behalf of the Ultimate Beneficiaries; and
- (c) Based on such audit procedures that the auditor has considered reasonable and appropriate in the circumstances, nothing has come to their notice that has caused them to believe that the representations under sub-clause (i) and (ii) of Rule

11e contain any material mis-statement.”

- (d) Based on our examination which included test checks, the company has used an accounting software for maintaining its books of account which has a feature of recording audit trail (edit log) facility which was disabled throughout the year for all relevant transactions recorded in the software. However, as on the date of signing of financial statements, the Company has an enabled the feature of recording audit trail facility.

As proviso to Rule 3(1) of the Companies (Accounts) Rules 2014 is applicable from April 1, 2023, reporting under Rule 11 (g) of the said Rule on

preservation of audit trail as per the statutory requirements for record retention is not applicable for the financial year 2023-24.

- v) The final dividend proposed in the previous year, declared and paid by the Company during the year by the company is in compliance with section 123 of the Companies Act, 2013.

For **S M S R & Co LLP**
Chartered Accountants

Firm Registration No. 110592W/W100094

Sd/-

Sudarshan Jha

Partner

Place: Mumbai

Date: May 30, 2024

UDIN: 24049369BKFZW3982

Membership No: 049369

ANNEXURE A TO THE INDEPENDENT AUDITOR’S REPORT

Annexure A referred to in paragraph 1 under the heading ‘Report on other legal and regulatory requirements’ of our report of even date

Re: Keynote Financial Services Limited (“the Company”)

- (i) (a) (A) The Company has maintained proper records showing full particulars, including quantitative details and situation of Property, Plant and Equipment.
- (a) (B) The Company does not have any intangible assets; hence reporting under sub-clause is not applicable.
- (b) The company has a phased verification program in place of physically verifying its fixed assets. In our opinion, the periodicity of physical verification is reasonable having regard to the size of the Company and the nature of its assets. According to the information and explanations given to us, no material discrepancies were noticed on such verification.
- (c) According to the information and explanations given to us and on the basis of our examination of the records of the Company, the title deeds of immovable properties (other than properties where the company is the lessee and the lease agreements are duly executed in favour of the lessee), disclosed in the financial statements included under Property, Plant and Equipment are held in the name of the Company as at the balance sheet date.
- (d) The Company has not revalued its Property, Plant and Equipment (including Right of Use assets) or intangible assets during the year ended March 31, 2024.
- (e) According to information and explanations given to us, there are no proceedings initiated or are pending against the Company for holding any benami property under the Prohibition of Benami Property

Transactions Act, 1988 and rules made thereunder.

- (ii) (a) The Company is a service company, primarily rendering services of investment banking, corporate advisory and ESOP advisory services. Accordingly, it does not hold any physical inventories. Hence, reporting under clause 3(ii)(a) of the Order is not applicable to the Company.
- (b) The Company has not been sanctioned any working capital limits in excess of five crore rupees in aggregate from banks and financial institutions during any point of time of the year on the basis of security of current assets. Accordingly, the requirement to report on Clause (ii)(b) of the Order is not applicable to the Company.
- (iii) (a) According to the information and explanations given to us and on the basis of our examination of the records of the Company. The Company has provided loans or provided advances in the nature of loans or stood guarantee, or provided security as below:

Particulars	Loans	Guarantees
Balance outstanding as at balance sheet date		
- Subsidiaries		INR 15,00,00,000
- Others	INR 1,00,00,000	

- (b) According to the information and explanations given to us and based on the audit procedures conducted by us, we are of the opinion that the terms and conditions of the grant of all loans and advances to Companies are not prejudicial to the Company’s interest.
- (c) According to the information and explanations given to us and based on the audit procedures performed by us the loans given by the company are repayable on demand as informed to us, the company has not demanded repayment of the loan

during the year. Thus, there has been no default on the part of the party to whom the money has been lent. The payment of interest has been regular. Further, the Company has not given any advance in the nature of loan to any party during the year.

- (d) According to the information and explanations given to us and on the basis of our examination of the records of the Company, there is no overdue amount. Further, the Company has not given any advances in the nature of loans to any party during the year.
- (e) According to the information and explanations given to us and on the basis of our examination of the records of the Company, there is no loan or advance in the nature of loan granted falling due during the year, which has been renewed or extended or fresh loans granted to settle the overdues of existing loans given to same parties.
- (f) According to information and explanations given to us, the Company has not granted any loans or advances in the nature of loans, either repayable on demand or without specifying any terms or period of repayment to Promoters, related parties as defined in clause 2(76) of Companies Act, 2013.
- (iv) In our opinion and according to the information and explanations given to us, provisions of sections 185 and 186 of the Companies Act, 2013 in respect of loans to directors including entities in which they are interested and in respect of loans and advances given, investments made and guarantees, and securities given have been complied with by the Company.
- (v) The Company has neither accepted any deposits from the public nor accepted any amounts which are deemed to be deposits within the meaning of sections 73 to 76 of the Companies Act and the rules made thereunder, to the extent applicable. Accordingly, the requirement to report on

clause 3(v) of the Order is not applicable to the Company.

- (vi) The Central Government has not prescribed the maintenance of cost records under Section 148(1) of the Act, for any of the services rendered by the Company. Accordingly, the provisions of the clause 3(vi) of the Order are not applicable to the Company.
- (vii) (a) According to the information and explanations given to us, the Company is generally regular in depositing with appropriate authorities undisputed statutory dues including goods and services tax, provident fund, income-tax and other statutory dues applicable to it. The provisions relating to employee's state insurance, duty of customs, sales-tax, duty of excise and value added tax are currently not applicable to Company. According to the information and explanations given to us and based on audit procedures performed by us, no undisputed amounts payable in respect of these statutory dues were outstanding, at the year end, for a period of more than six months from the date they became payable.
- (b) There were no dues of Provident Fund, Employees' State Insurance, Income Tax, Goods and Service Tax, cess and other material statutory as at March 31,2024, which have not been deposited with the appropriate authorities on account of any dispute, other than those mentioned below:

Name of the statute	Nature of dues	Amount (INR In lakhs)	Period to which the amount relates	Forum where the dispute is pending
Income Tax Act, 1961	Income Tax	2,924	A.Y. 2016-17	Deputy Commissioner of Income Tax
Income Tax Act, 1961	Income Tax	12,61,758	A.Y. 2018-19	Income Tax Officer
Maharashtra Municipal Property Tax Act, 2011	Property Tax	72,52,747	October 2011 to March 2021	Asst. Assessor and Collector G/North Ward

- (viii) According to the information and explanations given to us, the Company has not surrendered or disclosed any transaction, previously unrecorded in the books of account, in the tax assessments under the Income Tax Act, 1961 as income during the year.
- (ix) (a) In our opinion and according to the information and explanations given to us, the Company has not defaulted in the repayment of loans or borrowings to financial institutions, banks or any other lender. The Company did not have any outstanding borrowings from Government.
- (b) The Company has not been declared wilful defaulter by any bank or financial institution or government or any government authority.
- (c) According to the information and explanations given to us, term loans were applied for the purpose for which the loans were obtained.
- (d) According to the information and explanations given to us and on an overall examination of the financial statements of the Company, no funds raised on short-term basis have been used for long-term purposes by the Company.
- (e) According to the information and explanations given to us and on the basis of our examination of the records of the company, we report that the Company has not borrowed any funds from any person or entity on account of or to meet the obligations of its subsidiaries.
- (f) According to the information and explanations given to us and on the basis of our examination of the records of the company, we report that the Company has not raised loans during the year on pledge of securities held in its subsidiaries.
- (x) (a) The Company has not raised any money during the year by way of initial public offer or further public offer (including debt instruments) hence, the requirement to report on Clause (x)(a) of the Order is not applicable to the Company.
- (b) The Company has not made any preferential allotment or private placement of shares / fully or partially or fully or partially convertible debentures during the year under audit and hence, the requirement to report on clause 3(x)(b) of the Order is not applicable to the Company.
- (xi) (a) According to the information and explanations given to us, no fraud by the Company or on the Company has been noticed or reported during the year.
- (b) During the year, no report under sub-section (12) of section 143 of the Companies Act, 2013 has been filed by secretarial auditor or by us in Form ADT – 4 as prescribed under Rule 13 of Companies (Audit and Auditors) Rules, 2014 with the Central Government.
- (c) As represented to us by the management, there are no whistle blower complaints received by the company during the year.
- (xii) The Company is not a nidhi Company as per the provisions of the Companies Act, 2013. Therefore, the requirement to report on clause 3(xii)(a), (b) and (c) of the Order is not applicable to the Company.
- (xiii) According to the information and explanations given to us, transactions with the related parties are in compliance with sections 177 and 188 of Companies Act, 2013 where applicable and the details have been disclosed in the notes to the Ind AS financial statements, as required by the applicable accounting standards.
- (xiv) (a) According to the information and explanations given to us, the Company has an internal audit system commensurate with the size and nature of its business.
- (b) The internal audit reports of the Company issued till the date of the audit report, for the period under audit have been considered by us.

- (xv) According to the information and explanations given to us, the Company has not entered into any non-cash transactions with its directors or persons connected with its directors and hence requirement to report on clause 3(xv) of the Order is not applicable to the Company.
- (xvi) (a) According to the information and explanation provided to us, the Company is not required to be registered under section 45-IA of the Reserve Bank of India Act, 1934.
- (b) The Company has not conducted any Non-Banking Financial activities without obtained a valid Certificate of Registration (CoR) from the Reserve Bank of India as per the Reserve Bank of India Act, 1934.
- (c) The Company is not a Core Investment Company as defined in the regulations made by Reserve Bank of India. Accordingly, the requirement to report on clause 3(xvi)(c) of the Order is not applicable to the Company.
- (d) According to the information and explanation given to us, the Group doesn't have core investment company as part of Group. Accordingly, the requirements of clause 3(xvi)(d) of the Order is not applicable to the Company.
- (xvii) The Company has not incurred any cash losses in the financial year and in the immediately preceding financial year.
- (xviii) There has been no resignation of the statutory auditors during the year.
- (xix) According to the information and explanations given to us and on the basis of the financial ratios, ageing and expected date of realization of financial assets and payment of financial liabilities, other information accompanying the financial statements, our knowledge of the Board of Directors and management plans and based on our examination of the evidence supporting the assumptions, nothing has come to our attention, which causes us to believe that any material uncertainty exists as on the date of the audit report that the company is capable of meeting its liabilities existing at the date of balance sheet as and when they fall due within a period of one year from the balance sheet date. We, however, state that this is not an assurance as to the future viability of the Company. We further state that our reporting is based on the facts up to the date of the audit report and we neither give any guarantee nor any assurance that all liabilities falling due within a period of one year from the balance sheet date, will get discharged by the Company as and when they fall due.
- (xx) The provisions of Section 135 of the Companies Act, 2013 are not applicable to the Company. Accordingly, clause 3(xx) of the Order is not applicable.
- (xxi) According to the information and explanations given to us and on the basis of our examination of the records of the Company, there have not been any qualifications or adverse remarks by the respective auditors in the Companies (Auditors' Report) Order ("CARO") reports of the Companies included in the consolidated financial statements. Accordingly, clause 3(xxi) of the Order is not applicable.

For S M S R & Co LLP

Chartered Accountants

Firm Registration No. 110592W/W100094

Sd/-

Sudarshan Jha

Partner

Place: Mumbai

Date: May 30, 2024

UDIN: 24049369BKFZMZW3982

Membership No: 049369

ANNEXURE - B TO THE INDEPENDENT AUDITOR'S REPORT

(Referred to in paragraph 2(f) under 'Report on Other Legal and Regulatory Requirements' section of our report to the Members of **Keynote Financial Services Limited** of even date)

Report on the Internal Financial Controls Over Financial Reporting under clause (i) of sub-section 3 of Section 143 of the Companies Act, 2013 ("the Act")

We have audited the internal financial controls over financial reporting of **Keynote Financial Services Limited** ("the Company") as of March 31, 2024 in conjunction with our audit of the Ind AS financial statements of the Company for the year ended on that date.

Management's Responsibility for Internal Financial Controls

The Company's Board of Directors is responsible for establishing and maintaining internal financial controls based on the internal control over financial reporting criteria established by the Company considering the essential components of internal control stated in the Guidance Note on Audit of Internal Financial Controls over Financial Reporting issued by the Institute of Chartered Accountants of India ('ICAI'). These responsibilities include the design, implementation and maintenance of adequate internal financial controls that were operating effectively for ensuring the orderly and efficient conduct of its business, including adherence to respective company's policies, the safeguarding of its assets, the prevention and detection of frauds and errors, the accuracy and completeness of the accounting records, and the timely preparation of reliable financial information, as required under the Act.

Auditors' Responsibility for the Audit of Internal Financial Controls

- a) Our responsibility is to express an opinion on the Company's internal financial controls over financial reporting based on our audit. We conducted our audit in accordance with the Guidance Note on Audit of Internal Financial Controls Over Financial Reporting (the "Guidance Note") issued by ICAI and the Standards on

Auditing prescribed under Section 143(10) of the Act, to the extent applicable to an audit of internal financial controls, both applicable to an audit of Internal Financial controls and both issued by ICAI. Those Standards and the Guidance Note require that we comply with ethical requirements and plan and perform the audit to obtain reasonable assurance about whether adequate internal financial controls over financial reporting with reference to these Ind AS financial statements was established and maintained and if such controls operated effectively in all material respects.

- b) Our audit involves performing procedures to obtain audit evidence about the adequacy of the internal financial controls system over financial reporting and their operating effectiveness. Our audit of internal financial controls over financial reporting included obtaining an understanding of internal financial controls over financial reporting, assessing the risk that a material weakness exists, and testing and evaluating the design and operating effectiveness of internal control based on the assessed risk. The procedures selected depend on the auditor's judgement, including the assessment of the risks of material misstatement of the Ind AS financial statements, whether due to fraud or error.
- c) We believe that the audit evidence we have obtained is sufficient and appropriate to provide a basis for our audit opinion on the Company's internal financial controls system over financial reporting with reference to these Ind AS financial statements.

Meaning of Internal Financial Controls Over Financial Reporting with reference to these Ind AS financial statements

A Company's internal financial control over financial reporting with reference to these Ind AS financial statements is a process designed to provide reasonable assurance regarding the reliability of financial reporting and the preparation of Ind AS financial statements for external purposes in accordance with generally

accepted accounting principles. A Company's internal financial control over financial reporting includes those policies and procedures that:

- i. pertain to the maintenance of records that, in reasonable detail, accurately and fairly reflect the transactions and dispositions of the assets of the company;
- ii. provide reasonable assurance that transactions are recorded as necessary to permit preparation of Ind AS financial statements in accordance with generally accepted accounting principles, and that receipts and expenditures of the company are being made only in accordance with authorisations of management and directors of the company; and
- iii. provide reasonable assurance regarding prevention or timely detection of unauthorised acquisition, use, or disposition of the company's assets that could have a material effect on the Ind AS financial statements.

Inherent Limitations of Internal Financial Controls Over Financial Reporting with reference to these Ind AS financial statements

Because of the inherent limitations of internal financial controls over financial reporting including the possibility of collusion or improper management override of controls, material misstatements due to error or fraud may occur and not be detected. Also, projections of

any evaluation of the internal financial controls over financial reporting to future periods are subject to the risk that the internal financial control over financial reporting may become inadequate because of changes in conditions, or that the degree of compliance with the policies or procedures may deteriorate.

Opinion

In our opinion, to the best of our information and according to the explanations given to us, the Company has, in all material respects, an adequate internal financial controls system over financial reporting and such internal financial controls over financial reporting were operating effectively as at March 31, 2024 based on the internal control over financial reporting criteria established by the Company considering the essential components of internal control stated in the Guidance Note on Audit of Internal Financial Controls Over Financial Reporting issued by ICAI.

For **S M S R & Co LLP**

Chartered Accountants

Firm Registration No. 110592W/W100094

Sd/-

Sudarshan Jha

Partner

Place: Mumbai

Date: May 30, 2024

UDIN: 24049369BKFZW3982

Membership No: 049369

ANNUAL REPORT 2023-24

STANDALONE BALANCE SHEET AS ON 31ST MARCH 2024

(Currency: Indian Rupees in Lakhs)

	Note	31st March 2024	31st March 2023
ASSETS			
A. Financial assets			
Cash and cash equivalents	3	90.00	113.82
Bank balances other than cash and cash equivalents	4	17.62	18.10
Receivables	5		
- Trade receivables		656.09	84.38
- Other receivables		48.49	22.46
Loans	6	133.44	613.17
Investments	7	6,501.13	4,852.57
Other financial assets	8	1.37	0.93
Sub-Total - Financial assets (A)		7,448.14	5,705.43
B. Non-Financial Assets			
Current tax assets (net)	9	34.54	94.49
Investment property	10	3.27	3.38
Property, plant & equipment	11	744.14	760.22
Right of use assets	12	0.83	1.94
Other non-financial assets	13	14.16	18.52
Sub-Total - Non-Financial assets (B)		796.94	878.55
Total - Assets (A+B)		8,245.08	6,583.98
LIABILITIES AND EQUITY			
LIABILITIES			
A. Financial liabilities			
Payables			
Trade payables			
- total outstanding dues of micro enterprises and small enterprises	14	-	-
- total outstanding dues of creditors other than micro enterprises and small enterprises		0.54	0.54
Other payables			
- total outstanding dues of micro enterprises and small enterprises		-	-
- total outstanding dues of creditors other than micro enterprises and small enterprises		488.82	23.91
Deposits	15	1.97	1.76
Lease liabilities	16	0.99	2.14
Other financial liabilities	17	33.47	40.35
Sub-total - Financial liabilities (A)		525.79	68.70

KEYNOTE FINANCIAL SERVICES LIMITED

STANDALONE BALANCE SHEET AS ON 31ST MARCH 2024 (CONTD.)

(Currency: Indian Rupees in Lakhs)

	Note	31st March 2024	31st March 2023
B. Non- Financial liabilities			
Provisions	18	65.86	52.74
Deferred tax liabilities (net)	19	346.32	164.42
Other non-financial liabilities	20	114.00	126.64
Sub-total - Non-Financial liabilities (B)		526.18	343.80
C. Equity			
Equity Share capital	21	701.83	701.83
Other Equity	22	6,491.28	5,469.65
Sub-total - Equity (C)		7,193.11	6,171.48
Total - Liabilities and Equity (A+B+C)		8,245.08	6,583.98
Significant accounting policies	2		

The accompanying notes referred above form an integral part of the standalone Ind AS financial statements

As per our report of even date attached

For S M S R & Co LLP

Chartered Accountants

Firm Registration No: 110592W/W100094

Sd/-

Sudarshan Jha

Partner

Membership No: 049369

Date : 30 May 2024

Place : Mumbai

**For and on behalf of the Board of Directors of
Keynote Financial Services Limited**

CIN No: L67120MH1993PLC072407

Sd/-

Vineet Suchanti

Managing Director & CFO

DIN : 00004031

Date : 30 May 2024

Place : Mumbai

Sd/-

Rinku Suchanti

Director

DIN : 00012903

Sd/-

Simran Kashela

Company Secretary

ANNUAL REPORT 2023-24

STANDALONE STATEMENT OF PROFIT AND LOSS AS ON 31ST MARCH 2024

(Currency: Indian Rupees in Lakhs)

	Note	For the Year ended 31st March 2024	For the Year ended 31st March 2023
A. Revenue from operations			
Sale of services	23	1,687.46	604.62
Net gain on fair value changes	24	778.08	-
Other operating income	25	1.25	1.56
Total revenue from operations		2,466.79	606.18
B. Other income	26	106.46	101.01
Total income (A+B)		2,573.25	707.19
C. Expenses			
Finance costs	27	0.40	0.46
Fees and commission expense	28	35.69	9.06
Net loss on fair value changes	29	-	13.89
Employee benefits expense	30	331.16	306.39
Depreciation and amortisation expense	31	21.03	20.53
Other expenses	32	723.55	281.58
Total Expenses (C)		1,111.83	631.90
Profit / (Loss) before tax (A+B-C)		1,461.42	75.29
D. Tax Expense			
- Current tax		178.53	27.49
- Deferred tax and Minimum alternate tax (MAT)		181.90	(3.14)
- Taxation for earlier years		-	-
Total Tax Expenses (D)		360.43	24.36
Profit / (loss) for the year (A+B-C-D)		1,100.99	50.94

KEYNOTE FINANCIAL SERVICES LIMITED

STANDALONE STATEMENT OF PROFIT AND LOSS AS ON 31ST MARCH 2024 (CONTD.)

(Currency: Indian Rupees in Lakhs)

	Note	For the Year ended 31st March 2024	For the Year ended 31st March 2023
E. Other Comprehensive Income			
(i) Items that will not be reclassified to profit or loss			
Remeasurement gains /(losses) of defined benefit plans		(9.19)	12.06
Income tax on the above		-	(3.04)
(ii) Items that will be reclassified to profit or loss			
		-	-
Other Comprehensive Income (E)		(9.19)	9.02
Total Comprehensive Income for the year (net of tax) (A+B-C-D+E)		1,091.80	59.96
Earnings per equity share (face value of INR 10 each)			
Basic & diluted (INR)		15.69	0.73
Significant accounting policies	2		

The accompanying notes referred above form an integral part of the standalone Ind AS financial statements

As per our report of even date attached

For S M S R & Co LLP

Chartered Accountants

Firm Registration No: 110592W/W100094

Sd/-

Sudarshan Jha

Partner

Membership No: 049369

Date : 30 May 2024

Place : Mumbai

**For and on behalf of the Board of Directors of
Keynote Financial Services Limited**

CIN No: L67120MH1993PLC072407

Sd/-

Vineet Suchanti

Managing Director & CFO

DIN : 00004031

Date : 30 May 2024

Place : Mumbai

Sd/-

Rinku Suchanti

Director

DIN : 00012903

Sd/-

Simran Kashela

Company Secretary

ANNUAL REPORT 2023-24

STANDALONE CASH FLOW STATEMENT FOR THE YEAR ENDED 31ST MARCH 2024

(Currency: Indian Rupees in Lakhs)

Particulars	For the Year ended 31st March 2024	For the year ended 31st March 2023
(A) Cash flows from operating activities:		
Profit / (loss) before tax	1,461.42	75.29
Adjustments for		
Depreciation and amortisation	21.03	20.53
Provision for gratuity	(2.91)	16.84
Provision for compensated absences	-	(1.94)
Impairment on financial instruments	(11.90)	-
Net (gain) / loss on fair value changes	(778.08)	13.89
Interest expenses	0.40	0.46
Dividend income	(32.60)	(34.89)
Interest Income	(32.94)	(39.26)
Sundry balances written back (net)	-	(2.24)
Lease income	(9.31)	(7.75)
Operating profit before working capital changes	615.11	40.93
Adjustment for working capital changes		
- (Increase) / decrease in trade and other receivables	(585.84)	47.58
- (Increase) / decrease in loans	479.74	(426.83)
- (Increase) / decrease in other financial assets	(0.44)	0.21
- (Increase) / decrease in other non-financial assets	4.36	(10.43)
- (Decrease) / Increase in trade and other payable	464.91	(1.32)
- (Decrease) / Increase in other financial liabilities	(6.88)	4.95
- (Decrease) / Increase in other non-financial liabilities	(12.63)	11.83
- (Decrease) / Increase in deposits	0.21	1.76
- (Decrease) / Increase in lease liabilities	(1.15)	(0.97)
- (Decrease) / Increase in provisions	6.83	(12.73)
Cash generated from / (used) in operations	964.21	(345.02)
Taxes paid (net of refunds)	(118.58)	(69.81)
Net cash generated from / (used) in operating activities	845.63	(414.83)
(B) Cash flows from investing activities:		
Purchase of plant, property and equipment and intangible assets	(3.73)	(9.91)
Sale of investments (net)	(870.48)	384.76
Deposits placed in banks and unpaid dividend accounts (net)	0.48	0.32
Rent received	9.31	7.75
Interest received	32.94	39.26
Dividend received	32.60	34.89
Net cash generated from / (used in) investing activities (B)	(798.88)	457.07

KEYNOTE FINANCIAL SERVICES LIMITED

STANDALONE CASH FLOW STATEMENT FOR THE YEAR ENDED 31 MARCH 2024

(Currency: Indian Rupees in Lakhs)

Particulars	For the Year ended 31st March 2024	For the year ended 31st March 2023
(C) Cash flow from financing activities:		
Dividend paid	(70.18)	(70.18)
Dividend distribution tax paid	-	-
Interest paid	(0.40)	(0.46)
Net cash generated from / (used in) financing activities (C)	(70.58)	(70.64)
Net increase / (decrease) in cash and cash equivalents (A+B+C)	(23.83)	(28.40)
Cash and cash equivalents as at beginning of year	113.83	142.23
Cash and cash equivalents as at the end of the year	90.00	113.83
Notes to cash flow statement :		
1 Cash and cash equivalents as at the end of the year comprise of:		
Cash on hand	5.45	5.06
Balances with banks		
- In current accounts	77.66	102.23
- In fixed deposits accounts (with original maturity of 3 months or less from the reporting date)	6.89	6.54
	90.00	113.83

2 The above Cash Flow Statement has been prepared under the 'Indirect Method' as set out in Indian Accounting Standard (Ind AS) 7 - "Statement of Cash Flows" as specified in the Companies (Indian Accounting Standard) Rules, 2015.

3 Cash and cash equivalents comprises cash on hand, current accounts and deposits with banks (with an original maturity of three months or less) and highly liquid investments that are readily convertible into known amounts of cash and which are subject to insignificant risk of changes in value.

4 The corresponding previous year figures have been regrouped or reclassified wherever necessary to confirm with the presentation of current year's figures.

As per our report of even date attached

For S M S R & Co LLP

Chartered Accountants

Firm Registration No: 110592W/W100094

Sd/-

Sudarshan Jha

Partner

Membership No: 049369

Date : 30 May 2024

Place : Mumbai

**For and on behalf of the Board of Directors of
Keynote Financial Services Limited**

CIN No: L67120MH1993PLC072407

Sd/-

Vineet Suchanti

Managing Director & CFO

DIN : 00004031

Date : 30 May 2024

Place : Mumbai

Sd/-

Rinku Suchanti

Director

DIN : 00012903

Sd/-

Simran Kashela

Company Secretary

STANDALONE STATEMENT OF CHANGES IN EQUITY AS ON 31ST MARCH 2024

(Currency: Indian Rupees in Lakhs)

A. Equity Share capital

Particulars	Equity share capital	
	No. of Shares	Amount
Balance as at 1 April 2022	70,18,339.00	701.83
Changes in equity share capital during the year	-	-
Balance as at 31 March 2023	70,18,339.00	701.83
Changes in equity share capital during the year	-	-
Balance as at 31 March 2024	70,18,339.00	701.83

B. Other Equity

Particulars	Reserves and surplus			Other items of other comprehensive income	Total
	Securities premium	General reserve	Retained earnings		
Opening reinstated balance as on 1 April 2022	2,306.48	133.92	3,039.47	-	5,479.88
Profit / (loss) after tax for the year	-	-	50.94	-	50.94
Other comprehensive income (net of tax)	-	-	9.02	-	9.02
Appropriations towards dividend paid (including corporate tax dividend)	-	-	(70.18)	-	(70.18)
Balance as at 31 March 2023	2,306.48	133.92	3,029.25	-	5,469.65
Profit / (loss) after tax for the year	-	-	1,100.99	-	1,100.99
Other comprehensive income (net of tax)	-	-	(9.19)	-	(9.19)
Appropriations towards dividend paid	-	-	(70.18)	-	(70.18)
Balance as at 31 March 2024	2,306.48	133.92	4,050.87	-	6,491.28

The accompanying notes referred above form an integral part of the standalone Ind AS financial statements

As per our report of even date attached

For S M S R & Co LLP

Chartered Accountants

Firm Registration No: 110592W/W100094

Sd/-

Sudarshan Jha

Partner

Membership No: 049369

Date : 30 May 2024

Place : Mumbai

For and on behalf of the Board of Directors of

Keynote Financial Services Limited

CIN No: L67120MH1993PLC072407

Sd/-

Vineet Suchanti

Managing Director & CFO

DIN : 00004031

Date : 30 May 2024

Place : Mumbai

Sd/-

Rinku Suchanti

Director

DIN : 00012903

Sd/-

Simran Kashela

Company Secretary

Notes forming part of the Standalone Ind AS Financial Statements

(Currency: Indian Rupees in Lakhs)

1. Corporate Information

Keynote Financial Services Limited (*formerly known as "Keynote Corporate Services Limited"*) ("the Company") is a public limited company domiciled in India and incorporated under the provisions of the Companies Act, 1956. Its registered office is located at Mumbai. Its shares are listed on two stock exchanges in India. i.e., BSE Limited (BSE) & National Stock Exchange of India Limited (NSE).

The Company is engaged in providing services of Investment banking, Corporate advisory and ESOP advisory services etc.

2. Significant Accounting Policies**(a) Basis of preparation**

These standalone Ind AS financial statements have been prepared in accordance with Indian Accounting Standards (Ind AS) notified under Section 133 of the Companies Act, 2013 ("the Act") read with Companies (Indian Accounting Standards) Rules, 2015 and other relevant provisions of the Act, under the historical cost convention on accrual basis except for certain financial instruments which are measured at fair value. These accounting policies have been applied consistently over all the periods presented in these standalone Ind AS financial statements.

The financial statements were prepared in accordance with the accounting standards notified under Companies (Accounting Standard) Rules, 2006 (as amended) under the Act read with Rule 7 of the Companies (Accounts) Rules, 2014 (as amended), the relevant provisions of the Act (to the extent notified) and guidelines issued by the Securities and Exchange Board of India (SEBI) and other generally accepted accounting principles in India (collectively referred to as "Indian GAAP").

(b) Presentation of the financial statements

The Company is covered in the definition of Non-Banking Financial Company as defined in Companies (Indian Accounting Standards) (Amendment) Rules, 2016. As per the format prescribed under Division III of Schedule III to the Companies Act, 2013 on 11 October 2013, the Company presents the Standalone Balance Sheet, the Standalone Statement of Profit and Loss and the Standalone Statement of Changes in Equity in the order of liquidity. A maturity analysis of recovery or settlement of assets and liabilities within 12 months after the reporting date and more than 12 months after the reporting date is presented in Note 52 of the standalone Ind AS financial statements.

Financial assets and financial liabilities are generally reported on a gross basis except when, there is an unconditional legally enforceable right to offset the recognised amounts without being contingent on a future event and the parties intend to settle on a net basis in the following circumstances:

- (i) The normal course of business
- (ii) The event of default
- (iii) The event of insolvency or bankruptcy of the Company and/or its counterparties

(c) Use of estimates and judgements

The preparation of financial statements in conformity with Ind AS requires management to make estimates, judgments, and assumptions that affect the application of accounting policies and the reported amounts of assets and liabilities (including contingent liabilities) and disclosures as of the date of financial statements and the reported amounts of revenue and expenses for the reporting period. Actual results could differ from these estimates. Accounting estimates and underlying assumptions are reviewed on an ongoing basis and could

change from period to period. Appropriate changes in estimates are recognized in the period in which the Company becomes aware of the changes in circumstances surrounding the estimates. Any revisions to accounting estimates are recognized prospectively in the period in which the estimate is revised and future periods. The estimates and judgments that have significant impact on carrying amount of assets and liabilities at each balance sheet date are discussed at note 2(v) of the standalone Ind AS financial statements.

(d) Property, Plant and Equipment

Property, plant and equipment (PPE) are stated at cost of acquisition less accumulated depreciation and accumulated impairment, (if any). Such cost includes purchase price including import duties and other non-refundable purchase taxes or levies, borrowing cost and any cost directly attributable to bringing the assets to its working condition for its intended use and adjustments arising from exchange rate variations attributable to the assets. Any trade discounts and rebates are deducted in arriving at the purchase price.

Subsequent expenditure are included in the asset's carrying amount or recognized as a separate asset, as appropriate, only when it is probable that future economic benefits associated with the item will flow to the Company and the cost of the item can be measured reliably. The carrying amount of any component accounted for as a separate asset is derecognised when replaced. All other repairs and maintenance are charged to profit or loss during the reporting period in which they are incurred.

Property, Plant and Equipment which are significant to the total cost of that item of Property, Plant and Equipment and having different useful life are accounted separately.

Assets costing INR 5,000 or less are fully depreciated in the year of purchase.

Cost of assets not ready for intended use, as on the Balance Sheet date, is shown as capital work in progress. Advances paid towards the acquisition of property, plant and equipment outstanding at each balance sheet date is classified as capital advances under other non- financial assets.

The carrying amount of an item of property, plant and equipment is derecognised on disposal or when no future economic benefits are expected from its use or disposal. The date of disposal of an item of property, plant and equipment is the date the recipient obtains control of that item in accordance with the requirements for determining when a performance obligation is satisfied in Ind AS 115.

Gains and losses on disposals are determined by comparing proceeds with carrying amount and are recognized in the statement of profit and loss when the asset is derecognised.

Depreciation methods, estimated useful lives and residual value

Depreciation is provided on a pro-rata basis on the straight line method based on estimated useful life prescribed under Schedule II to the Companies Act, 2013.

Tangible assets	Useful life
Premises	60 years
Furniture and fixtures	10 years
Electrical fittings	10 years
Air conditioners	10 years
Office equipments	5 years
Computers and peripherals	3 years
Vehicles	8 years

The residual values, useful lives and methods of depreciation of Property, Plant and Equipment are reviewed at each financial

year end and adjusted prospectively, if appropriate

(e) Investment Property

Investment property represents property held to earn rentals or for capital appreciation or both.

Investment properties are measured initially at cost, including transaction costs. Subsequent to initial recognition, investment properties are stated at cost less accumulated depreciation and accumulated impairment loss, if any.

Depreciation on property (Flat) classified as investment property has been provided on the straight-line method over a period of 60 years based on the Company's estimate of their useful lives taking into consideration technical factors, which is the same as the period prescribed in Schedule II to the Companies Act 2013.

Though the Company initially measures investment property using cost based measurement. The said is measured subsequently at the fair value which are determined based on an annual evaluation as per Management's best estimates.

Investment properties are derecognised either when they have been disposed of or when they are permanently withdrawn from use and no future economic benefit is expected from their disposal. The difference between the net disposal proceeds and the carrying amount of the asset is recognised in the statement of profit and loss in the period of derecognition. The date of disposal of an item of investment property is the date the recipient obtains control of that item in accordance with the requirements for determining when a performance obligation is satisfied in Ind AS 115.

(f) Intangible assets and amortization

Intangible assets are stated at cost of acquisition net of recoverable taxes, trade

discount and rebates less accumulated amortisation and impairment losses, if any. Such cost includes purchase price, borrowing costs, and any cost directly attributable to bringing the asset to its working condition for the intended use and adjustments arising from exchange rate variations attributable to the intangible assets.

Subsequent costs are included in the asset's carrying amount or recognised as a separate asset, as appropriate, only when it is probable that future economic benefits associated with the item will flow to the entity and the cost can be measured reliably.

Intangible assets are amortised on a straight-line basis over the estimated useful economic life, which is the Management's estimate of its useful life.

The carrying amount of an intangible asset is derecognised on disposal or when no future economic benefits are expected from its use or disposal. Gains and losses on disposals are determined by comparing proceeds with carrying amount and are recognised in the statement of profit and loss when the asset is derecognized. The date of disposal of an item of intangible assets is the date the recipient obtains control of that item in accordance with the requirements for determining when a performance obligation is satisfied in Ind AS 115.

The residual values, useful lives and methods of amortisation of intangible assets are reviewed at each financial year end and adjusted prospectively, if appropriate.

(g) Investments in subsidiaries and trust

Investments in subsidiaries and trust are carried at cost less accumulated impairment losses, if any in the Separate Financial Statements as permitted under Ind AS 27 - "Separate financial statements".

Where an indication of impairment exists, the carrying amount of the investment is

assessed and written down immediately to its recoverable amount. On disposal of investments in subsidiaries and trust, the difference between net disposal proceeds and the carrying amounts are recognised in the Standalone Statement of Profit and Loss.

(h) Impairment of non-financial assets

At each reporting date, the Company assesses whether there is any indication based on internal / external factors, that an asset may be impaired. If any such indication exists, the Company estimates the recoverable amount of the asset. The recoverable amount of asset is the higher of its fair value or value in use. Value in use is based on the estimated future cash flows, discounted to their present value using a pre-tax discount rate that reflects the current market assessment of time value of money and the risks specific to it. If such recoverable amount of the asset or the recoverable amount of the cash generating unit to which the asset belongs is less than its carrying amount, the carrying amount is reduced to its recoverable amount and the reduction is treated as an impairment loss and is recognised in the statement of profit and loss. All assets are subsequently reassessed for indications that an impairment loss previously recognised may no longer exist. An Impairment loss is reversed if there has been a change in estimates used to determine the recoverable amount. Such a reversal is made only to the extent that the assets carrying amount would have been determined, net of depreciation or amortization, had no impairment loss been recognised.

(i) Provisions and contingencies

Provisions are recognised when the Company has a present obligation (legal or constructive) as a result of a past event, it is probable that an outflow of resources embodying economic benefits will be

required to settle the obligation and a reliable estimate can be made of the amount of the obligation. Provisions are measured at the best estimate of the expenditure required to settle the present obligation at each reporting date.

Provisions are determined by discounting the expected future cash flows (representing the best estimate of the expenditure required to settle the present obligation at the balance sheet date) at a pre-tax rate that reflects current market assessments of the time value of money and the risks specific to the liability. The unwinding of the discount is recognized as finance cost. Expected future operating losses are not provided for in the standalone Ind AS financial statements.

Contingent liabilities are disclosed when there is a possible obligation arising from past events, the existence of which will be confirmed only by the occurrence or non-occurrence of one or more uncertain future events not wholly within the control of the Company or a present obligation that arises from past events where it is either not probable that an outflow of resources will be required to settle the obligation or a reliable estimate of the amount cannot be made.

(j) Foreign currency translation

Functional and presentation currency

Items included in financial statements of the Company are measured using the currency of the primary economic environment in which the Company operates ('the functional currency'). The financial statements are presented in Indian Rupees (INR), which is the Company's functional and presentation currency.

Transactions and balances

Foreign currency transactions are translated into the functional currency using the exchange rates at the dates of the transactions. Foreign exchange gains

and losses resulting from the settlement of such transactions and from the translation of monetary assets and liabilities denominated in foreign currencies at year end exchange rates are recognized in profit or loss.

Non-monetary items that are measured at fair value in a foreign currency are translated using the exchange rates at the date when the fair value was determined. Translation differences on assets and liabilities carried at fair value are reported as part of the fair value gain or loss. For example, translation differences on non-monetary assets and liabilities such as equity instruments held at fair value through profit or loss are recognized in profit or loss as part of the fair value gain or loss and translation differences on non-monetary assets such as equity investments classified as FVOCI are recognized in other comprehensive income.

(k) Employee benefits

(i) Short-term obligations

Short-term employee benefits are recognised as an expense at the undiscounted amount in the Statement of Profit and Loss for the year in which the related services are rendered. The Company recognises the costs of bonus payments when it has a present obligation to make such payments as a result of past events and a reliable estimate of the obligation can be made.

(ii) Post-employment obligations

(l) Defined contribution plans

(a) Provident Fund: The Company recognises contribution payable to the provident fund scheme as an expense, when an employee renders the related service. If the contribution payable to the scheme for service received before the balance sheet date exceeds the contribution already paid, the deficit payable to the scheme is

recognised as a liability after deducting the contribution already paid. If the contribution already paid exceeds the contribution due for services received before the balance sheet date, then excess is recognised as an asset to the extent that the pre-payment will lead to, for example, a reduction in future payment or a cash refund.

(b) Employees' State Insurance: The Company contributes to Employees State Insurance Scheme and recognises such contribution as an expense in the Statement of Profit and Loss in the period when services are rendered by the employees.

(ll) Defined benefit plans

(a) Gratuity: The Company makes contribution to a Gratuity Fund administered by trustees and managed by LIC. The Company accounts its liability for future gratuity benefits based on actuarial valuation, as at the Balance Sheet date, determined every year by an independent actuary using the Projected Unit Credit method.

Re-measurements, comprising of actuarial gains and losses, the effect of the asset ceiling, excluding amounts included in net interest on the net defined benefit liability and the return on plan assets (excluding amounts included in net interest on the net defined benefit liability), are recognised immediately in the balance sheet with a corresponding debit or credit to retained earnings through OCI in the period in which they occur. Remeasurements are not reclassified to profit or loss in subsequent periods.

Past service costs are recognised in profit or loss on the earlier of:

(i) The date of the plan amendment or curtailment, and

- (ii) The date that the company recognises related restructuring costs

Net interest is calculated by applying the discount rate to the net defined benefit liability or asset.

The Company recognises the following changes in the net defined benefit obligation as an expense in the standalone statement of profit and loss:

- (i) Service costs comprising current and past service costs, gains and losses on curtailments and non-routine settlements; and
- (ii) Net interest expense or income

(III) Other Long-term employee benefits

(a) Compensated absences - Privilege leave entitlements are recognised as a liability as per the rules of the Company. The liability for accumulated leaves which can be availed and/or encashed at any time during the tenure of employment is recognised using the projected unit credit method at the actuarially determined value by an appointed independent actuary. The liability for accumulated leaves which is eligible for encashment within the same calendar year is provided for at prevailing salary rate for the entire unavailed leave balance as at the Balance Sheet date.

(I) Leases

(I) Operating lease as lessee - The Company has adopted Ind AS 116 - "Leases" effective 1 April, 2019, using the "full retrospective method". Further, the Company has applied the standard to its leases with the full impact recognised on the date of initial application.

The Company's lease asset classes primarily consist of leases for office

premises. The Company assesses whether a contract is or contains a lease, at inception of a contract. A contract is, or contains, a lease if the contract conveys the right to control the use of an identified asset for a period of time in exchange for consideration. To assess whether a contract conveys the right to control the use of an identified asset, the Company assesses whether:

- (i) The contract involves the use of an identified asset;
- (ii) The Company has substantially all of the economic benefits from use of the asset through the period of the lease; and
- (iii) The Company has the right to direct the use of the asset.

At the date of commencement of the lease, the Company recognises a right-of-use asset ("ROU") and a corresponding lease liability for all lease arrangements in which it is a lessee, except for leases with a term of twelve months or less (short-term leases) and leases of low value assets. For these short-term and leases of low value assets, the Company recognises the lease payments as an operating expense on a straight-line basis over the term of the lease.

The right-of-use assets are initially recognised at cost, which comprises the initial amount of the lease liability adjusted for any lease payments made at or prior to the commencement date of the lease plus any initial direct costs less any lease incentives. They are subsequently measured at cost less accumulated depreciation and impairment losses, if any. Right-of-use assets are depreciated from the commencement date on a straight-line basis over the shorter of the lease term and useful life of the underlying asset.

The lease liability is initially measured at the present value of the future lease payments. The lease payments are discounted using the interest rate implicit in the lease or, if not readily determinable, using the incremental borrowing rates. The lease liability is subsequently remeasured by increasing the carrying amount to reflect interest on the lease liability, reducing the carrying amount to reflect the lease payments made.

A lease liability is remeasured upon the occurrence of certain events such as a change in the lease term or a change in an index or rate used to determine lease payments. The remeasurement normally also adjusts the leased assets.

Lease liability and ROU asset have been separately presented in the Balance Sheet and lease payments have been classified as financing cash flows.

- (II) **Operating lease as lessor:** In respect of assets given on operating lease, lease rentals are recognised on a straight- line basis over the term of lease unless;
 - (i) Another systematic basis is more representative of the time pattern in which the benefit is derived from leased asset; or
 - (ii) The payments to the lessor are structured to increase in line with the expected general inflation to compensate the lessor's expected inflationary cost increases, in which case the rental are recognised based on contractual term.

(m) Income tax

Current tax

Current tax assets and liabilities for the current and prior years are measured at the

amount expected to be recovered from, or paid to, the taxation authorities. The tax rates and tax laws used to compute the amount are those that are enacted, or substantively enacted, by the reporting date in the country where the Company operates and generates taxable income.

Current income tax relating to items recognised outside profit or loss is recognised outside profit or loss i.e either in other comprehensive income or in equity. Current tax items are recognised in correlation to the underlying transaction either in OCI or directly in equity. Management periodically evaluates positions taken in the tax returns with respect to situations in which applicable tax regulations are subject to interpretation and establishes provisions where appropriate.

Minimum Alternate Tax

Minimum alternate tax (MAT) paid in a year is charged to the statement of profit and loss as current tax. The Company recognizes MAT credit available as an asset only to the extent that it is probable that the Company will pay normal income tax during the specified period, i.e., the period for which MAT credit is allowed to be carried forward. In the year in which the Company recognizes MAT credit as an asset in accordance with the Guidance Note on Accounting for Credit Available in respect of Minimum Alternative Tax under the Income-tax Act, 1961, the said asset is created by way of credit to the statement of profit and loss and shown as "MAT Credit" The Company reviews the MAT Credit Entitlement asset at each reporting date and writes down the asset to the extent the Company does not have convincing evidence that it will pay normal tax during the specified period.

Deferred Tax

Deferred tax is provided on temporary differences at the reporting date between

the tax bases of assets and liabilities and their carrying amounts for financial reporting purposes.

Deferred tax liabilities are recognised for all taxable temporary differences, except in respect of taxable temporary differences associated with investments in subsidiaries, where the timing of the reversal of the temporary differences can be controlled and it is probable that the temporary differences will not reverse in the foreseeable future.

Deferred tax assets are recognised for all deductible temporary differences, the carry forward of unused tax credits and any unused tax losses. Deferred tax assets are recognised to the extent that it is probable that taxable profit will be available against which the deductible temporary differences, and the carry forward of unused tax credits and unused tax losses can be utilised, except in respect of deductible temporary differences associated with investments in subsidiaries deferred tax assets are recognised only to the extent that it is probable that the temporary differences will reverse in the foreseeable future and taxable profit will be available against which the temporary differences can be utilized.

The carrying amount of deferred tax assets is reviewed at each reporting date and reduced to the extent that it is no longer probable that sufficient taxable profit will be available to allow all or part of the deferred tax asset to be utilised. Unrecognised deferred tax assets are re-assessed at each reporting date and are recognised to the extent that it has become probable that future taxable profits will allow the deferred tax asset to be recovered.

Deferred tax assets and deferred tax liabilities are offset if a legally enforceable right exists to set off current tax assets against current tax liabilities and the deferred taxes relate to the same taxable entity and the same taxation authority.

(n) Cash and cash equivalents

Cash and cash equivalents include cash on hand, other short term, highly liquid investments with original maturities of three months or less that are readily convertible to known amounts of cash and which are subject to an insignificant risk of changes in value.

(o) Financial instruments

A financial instrument is defined as any contract that gives rise to a financial asset of one entity and a financial liability or equity instrument of another entity. Trade receivables and payables, loan receivables, investments in securities and subsidiaries, debt securities and other borrowings, preferential and equity capital etc. are some examples of financial instruments.

All the financial instruments are recognised on the date when the Company becomes party to the contractual provisions of the financial instruments. For tradable securities, the Company recognises the financial instruments on settlement date.

Initial recognition and measurement:

Financial assets and financial liabilities are recognized when the entity becomes a party to the contractual provisions of the instrument. Regular way purchases and sales of financial assets are recognized on trade-date, the date on which the Company commits to purchase or sell the asset.

At initial recognition, the Company measures a financial asset or financial liability at its fair value plus or minus, in the case of a financial asset or financial liability not at fair value through profit or loss, transaction costs that are incremental and directly attributable to the acquisition or issue of the financial asset or financial liability. Transaction costs of financial assets and financial liabilities carried at fair value through profit or loss are expensed in profit or loss. Immediately after

initial recognition, an expected credit loss allowance (ECL) is recognized for financial assets measured at amortised cost.

When the fair value of financial assets and liabilities differs from the transaction price on initial recognition, the entity recognizes the difference as follows:

- (a) When the fair value is evidenced by a quoted price in an active market for an identical asset or liability (i.e. a Level 1 input) or based on a valuation technique that uses only data from observable markets, the difference is recognized as a gain or loss.
- (b) In all other cases, the difference is deferred and the timing of recognition of deferred day one profit or loss is determined individually. It is either amortized over the life of the instrument, deferred until the instrument's fair value can be determined using market observable inputs, or realized through settlement.

When the Company revises the estimates of future cash flows, the carrying amount of the respective financial assets or financial liability is adjusted to reflect the new estimate discounted using the original effective interest rate. Any changes are recognized in profit or loss.

Classification and subsequent measurement

The Company classifies its financial assets as subsequently measured at either amortised cost or fair value depending on the Company's business model for managing the financial assets and the contractual cash flow characteristics of the financial assets.

A financial asset is measured at amortised cost only if both of the following conditions are met:

- (i) The asset is held within a business model whose objective is to hold them to collect contractual cash flows; and

- (ii) The contractual terms of the financial asset give rise on specified dates to cash flows that are solely payments of principal and interest on the amount outstanding.

The Company has applied Ind AS 109 and classifies its financial assets in the following measurement categories:

- Amortised cost
- Fair value through profit or loss (FVTPL); or
- Fair value through other comprehensive income (FVOCI)

Such financial assets are subsequently measured at amortised cost using the Effective Interest rate method. Financial assets are subsequently measured at fair value through other comprehensive income if these financial assets are held within a business model whose objective is achieved by both collecting contractual cash flows and selling financial assets and the contractual terms of financial asset give rise on specified dates to cash flows that are solely payments of principal and interest on principal and the interest on the principal outstanding. Any financial instrument, which does not meet the criteria for categorisation as amortized cost or as Fair Value Through Other Comprehensive Income (FVTOCI), is classified as at Fair Value Through P&L (FVTPL). In addition, the Company may elect to classify a debt instrument, which otherwise meets amortized cost or FVTOCI criteria, as at FVTPL. However, such election is allowed only if doing so reduces or eliminates a measurement or recognition inconsistency (referred to as 'accounting mismatch'). Debt instruments included within the FVTPL category are measured at fair value with all changes recognised in the profit and loss.

Financial liabilities are classified at amortised cost or FVTPL. A financial liability is classified

as at FVTPL if it is classified as held for trading, or it is a derivative or it is designated as such on initial recognition. Financial liabilities at FVTPL are measured at fair value and net gains and losses, including any interest expense, are recognised in profit or loss. Other financial liabilities are subsequently measured at amortised cost using the effective interest method. Interest expense and foreign exchange gains and losses are recognised in profit or loss. Any gain or loss on derecognition is also recognised in Statement of Profit or loss.

Equity Investments

The Company accounts for equity investments in subsidiaries at cost less impairment.

All other equity investments are measured at fair value, with value changes recognised in Statement of Profit and Loss, except for those equity investments for which the Company has elected to present the value changes in 'Other Comprehensive Income'. However, dividend on such equity investments are recognised in Statement of Profit and loss when the Company's right to receive payment is established.

Fair Value Hierarchy

Some of the Company's assets and liabilities are measured at fair value for financial reporting purpose. Fair value is the price that would be received to sell an asset or paid to transfer a liability in an orderly transaction between market participants at the measurement date regardless of whether that price is directly observable or estimated using another valuation technique.

Information about the valuation techniques and inputs used in determining the fair value of various assets and liabilities are disclosed in Note 49 of the standalone Ind AS financial statements.

Impairment of Financial Assets

The Company applies expected credit loss (ECL) model for measurement and recognition of loss allowance on the following:

- (i) Trade receivables
- (ii) Financial assets measured at amortised cost (other than trade receivables)
- (iii) Financial assets measured at fair value through other comprehensive income (FVTOCI)

In case of trade receivables, the Company follows a simplified approach wherein an amount equal to lifetime ECL is measured and recognised as loss allowance.

In case of other assets (listed as ii and iii above), the Company determines if there has been a significant increase in credit risk of the financial asset since initial recognition. If the credit risk of such assets has not increased significantly, an amount equal to 12-month ECL is measured and recognised as loss allowance. However, if credit risk has increased significantly, an amount equal to lifetime ECL is measured and recognised as loss allowance.

Subsequently, if the credit quality of the financial asset improves such that there is no longer a significant increase in credit risk since initial recognition, the Company reverts to recognising impairment loss allowance based on 12-month ECL.

ECL is the difference between all contractual cash flows that are due to the Company in accordance with the contract and all the cash flows that the Company expects to receive (i.e. all cash shortfalls), discounted at the original effective interest rate.

Lifetime ECL are the expected credit losses resulting from all possible default events over the expected life of a financial asset. 12-month ECL are a portion of the lifetime

ECL which result from default events that are possible within 12 months from the reporting date.

ECL are measured in a manner that they reflect unbiased and probability weighted amounts determined by a range of outcomes, taking into account the time value of money and other reasonable information available as a result of past events, current conditions and forecasts of future economic conditions.

As a practical expedient, the Company uses a provision matrix to measure lifetime ECL on its portfolio of trade receivables.

The provision matrix is prepared based on historically observed default rates over the expected life of trade receivables and is adjusted for forward-looking estimates. At each reporting date, the historically observed default rates and changes in the forward-looking estimates are updated.

Write-offs

The Company reduces the gross carrying amount of a financial asset when the Company has no reasonable expectations of recovering a financial asset in its entirety or a portion thereof. This is generally the case when the Company determines that the borrower does not have assets or sources of income that could generate sufficient cash flows to repay the amounts subjected to write-offs. Any subsequent recoveries are credited to the statement of profit and loss.

De-recognition of financial instruments

- (a) **Financial asset** - A financial asset or a part thereof is primarily de-recognised when:
- (i) The right to receive contractual cash flows from the asset has expired, or

(ii) The Company has transferred its right to receive cash flows from the asset or has assumed an obligation to pay the received cash flows in full without material delay to a third party under a 'pass-through' arrangement; and either:

- (a) The Company has transferred substantially all the risks and rewards of the asset, or
- (b) The Company has neither transferred nor retained substantially all the risks and rewards of the asset, but has transferred control of the asset.

If the Company enters into transactions whereby it transfers assets recognised on its balance sheet, but retains all or substantially all the risks and rewards of the transferred assets, the transferred assets are not de-recognised. On de-recognition of a financial asset, the difference between the carrying amount of the asset and the consideration received is recognised in profit or loss.

- (b) **Financial liabilities:** The Company de-recognises a financial liability when its contractual obligations are discharged, cancelled or expired.

Offsetting of financial instruments

Financial assets and liabilities are offset and the net amount is reported in the balance sheet where there is a legally enforceable right to offset the recognised amounts and there is an intention to settle on a net basis or realise the asset and settle the liability simultaneously. The legally enforceable right must not be contingent on future events and must be enforceable in the normal course of business and in the event of default, insolvency or bankruptcy of the Company or the counterparty.

(p) Revenue Recognition

The Company recognises revenue from contracts with customers based on a five-step model asset out in Ind AS 115, Revenue from Contracts with Customers, to determine when to recognize revenue and at what amount. Revenue is measured based on the consideration specified in the contract with a customer. Revenue from contracts with customers is recognised when services are provided and it is highly probable that a significant reversal of revenue is not expected to occur.

Revenue is measured at fair value of the consideration received or receivable. Revenue is recognised when (or as) the Company satisfies a performance obligation by transferring a promised service (i.e. an asset) to a customer. An asset is transferred when (or as) the customer obtains control of that asset

Step 1: Identify contract(s) with a customer: A contract is defined as an agreement between two or more parties that creates enforceable rights and obligations and sets out the criteria for every contract that must be met.

Step 2: Identify performance obligations in the contract: A performance obligation is a promise in a contract with a customer to transfer a good or service to the customer.

Step 3: Determine the transaction price: The transaction price is the amount of consideration to which the Company expects to be entitled in exchange for transferring promised goods or services to a customer, excluding amounts collected on behalf of third parties.

Step 4: Allocate the transaction price to the performance obligations in the contract: For a contract that has more than one performance obligation, the Company

allocates the transaction price to each performance obligation in an amount that depicts the amount of consideration to which the Company expects to be entitled in exchange for satisfying each performance obligation.

Step 5: Recognise revenue when (or as) the Company satisfies a performance obligation.

- (i) **Interest income** - Interest income is recognised using the effective interest rate (EIR) method by considering all contractual terms of the financial instrument in estimating the cash flows.
- (ii) **Dividend income** - Dividend income (including from FVOCI investments) is recognised when the Company's right to receive the payment is established, it is probable that the economic benefits associated with the dividend will flow to the entity and the amount of the dividend can be measured reliably. This is generally when the shareholders approve the dividend.
- (iii) **Net gain on fair value changes** - Financial assets are subsequently measured at fair value through profit or loss (FVTPL) or fair value through other comprehensive income (FVOCI), as applicable. The Company recognises gains/losses on fair value change of financial assets measured as FVTPL and realised gains/losses on derecognition of financial asset measured at FVTPL and FVOCI.
- (iv) **Sale of services** - Income from services (including other operating revenues) are recognized with reference to achievement of milestones defined in the corresponding engagement or mandate letters entered with counter party which reflects the stage of each performance obligation.
- (v) **Dividend income** - The Company recognises dividend income in the statement of profit

or loss on the date that the Company's right to receive payment is established, it is probable that the economic benefits associated with the dividend will flow to the entity and the amount of dividend can be reliably measured. This is generally when the shareholders approve the dividend.

(vi) Contract Balances

Trade Receivables - A receivable represents the Company's right to an amount of consideration that is unconditional.

Unbilled Revenue - Unbilled revenue represents value of services performed in accordance with reference to achievement of milestones defined in the corresponding engagement or mandate letters entered with counter party with the contract terms but not billed.

Contract Liabilities - A contract liability is the obligation to transfer goods or services to a customer for which the Company has received consideration (or an amount of consideration is due) from the customer. If a customer pays consideration before the Company transfers goods or services to the customer, a contract liability is recognised when the payment is made or the payment is due (whichever is earlier). Contract liabilities are recognised as revenue when the Company performs under the contract.

(q) Cash flow statement

Cash flows are reported using the indirect method, where by profit / (loss) before tax is adjusted for the effects of transactions of non-cash nature and any deferrals or accruals of past or future cash receipts or payments.

For the purpose of the Statement of Cash Flows, cash and cash equivalents as defined above, as they are considered an

integral part of cash management of the company.

(r) Earnings per share

Basic Earnings Per Share is calculated by dividing the net profit or loss for the period attributable to equity shareholders by the weighted average number of equity shares outstanding during the period.

The weighted average number of equity shares outstanding during the period and for all periods presented is adjusted for events, such as bonus shares, other than the conversion of potential equity shares, that have changed the number of equity shares outstanding, without a corresponding change in resources. For the purpose of calculating diluted earnings per share, the net profit or loss for the period attributable to equity shareholders and the weighted average number of shares outstanding during the period is adjusted for the effects of all dilutive potential equity shares.

(s) Dividends

The final dividend on shares is recorded as a liability on the date of approval by the shareholders, and interim dividends are recorded as liability on the date of declaration by the Company's Board of Directors and consequently approved by the shareholders of the company.

(t) Segment information

Operating segments are those components of the business whose operating results are regularly reviewed by the chief operating decision making body in the Company to make decisions for performance assessment and resource allocation.

The reporting of segment information is the same as provided to the management for the

purpose of the performance assessment and resource allocation to the segments

The accounting policies adopted for Segment reporting are in line with the accounting policies of the company with the following additional policies:

Revenue and expenses have been identified to segments on the basis of their relationship to the operating activities of the Segment. Revenue and expenses, which relate to the enterprise as a whole and are not allocable to Segments on a reasonable basis have been included under "Un-allocable".

Assets and liabilities have been identified to segments on the basis of their relationship to the operating activities of the Segment. Assets and liabilities, which relate to the enterprise as a whole and are not allocable to Segments on a reasonable basis have been included under "Un-allocable".

(u) Events after reporting date

Where events occurring after the balance sheet date provide evidence of conditions that existed at the end of the reporting period, the impact of such events is adjusted within the financial statements. Otherwise, events after the balance sheet date of material size or nature are only disclosed.

(v) Critical estimates and judgements

The preparation of financial statements requires the use of accounting estimates which by definition will seldom equal the actual results. Management also need to exercise judgement in applying the Company's accounting policies.

This note provides an overview of the areas that involved a higher degree of judgement or complexity, and items which are more likely to be materially adjusted due to estimates

and assumptions turning out to be different than those originally assessed. Detailed information about each of these estimates and judgements is included in relevant notes together with information about the basis of calculation for each affected line item in the financial statements.

The areas involving critical estimates or judgement are:

- (i) Estimated useful life of PPE - refer Note 2(d) and 11
- (ii) Estimation of tax expenses and tax payable - refer Note 2(m) and 46
- (iii) Fair value of financial instruments - refer Note 2(o) and 48
- (iv) Estimation of Defined benefit obligations - refer Note 2(k) and 44
- (v) Probable outcome of matters included under Contingent Liabilities - refer note 2(i) and 33

Notes to the Standalone Ind AS financial statements

(Currency: Indian Rupees in Lakhs)

	31st March 2024	31st March 2023
3 Cash and cash equivalents		
Cash on hand	5.45	5.06
Balances with banks		
- In current accounts	77.66	102.22
- In fixed deposits accounts (with maturity of 3 months or less)	6.89	6.54
	90.00	113.82

Note: There are no repatriation restrictions with regard to cash and cash equivalents as at the end of the reporting periods disclosed in the financial statements.

	31st March 2024	31st March 2023
4 Bank balances other than cash and cash equivalents		
Fixed deposits with banks (with maturity of more than 3 months)	10.14	9.61
Earmarked balances with banks towards unpaid dividend accounts	7.48	8.49
	17.62	18.10

Notes:

- There are no repatriation restrictions with regard to bank balances other than cash and cash equivalents as at the end of the reporting periods disclosed in the financial statements.
- There are no bank deposits and balances with banks to the extent held as margin money or security against the borrowings, guarantees and other commitments as at the end of the reporting periods disclosed in the financial statements.
- Bank balances include restricted bank balances of INR 7,48,373 (31 March 2023: INR 8,48,902) on account of bank balances held as unpaid dividends.

	31st March 2024	31st March 2023
5 Receivables		
Trade receivables		
Receivables considered good - unsecured	666.24	88.92
Unbilled revenue	1.75	2.00
Receivables - credit impaired		
Less : Impairment loss allowance	(11.90)	(6.54)
	656.09	84.38
- Other receivables		
Receivables considered good - unsecured	48.49	22.46
Less : Impairment loss allowance	-	-
	48.49	22.46
	704.58	106.84

- The Company applies the Ind AS 109 simplified approach to measuring expected credit losses (ECLs) for receivables at an amount equal to lifetime ECLs. The ECLs on receivables are calculated based on actual historic credit loss experience over the preceding three to five years on the total balance of non-credit impaired receivables. The Company considers a receivable to be credit impaired when one or more detrimental events have occurred, such as significant financial difficulty of the client or it becoming probable that the client will enter bankruptcy or other financial reorganization. When a receivable is credit impaired, it is written off against receivables and the amount of the loss is recognised in the income statement. Subsequent recoveries of amounts previously written off are credited to the income statement. Further, the Company has recognised ECL on credit impaired assets only.
- No trade or other receivable are due from directors or other officers of the Company either severally or jointly with any other person. Nor any trade or other receivable are due from firms or private companies respectively in which any director is a partner, a director or a member.
- Trade and other receivables are non-interest bearing and the same is relied upon by the Auditor.
- Trade receivables includes receivables from related parties INR NIL (P.Y NIL).
- Other receivables includes receivables from related parties INR 44,37,875 (P.Y INR 16,41,355) (refer note 46(iii)).

Trade Receivable ageing schedule as at 31st March, 2024						
Particulars	Less than 6 months	6 months -1 year	1-2 years	2-3 years	More than 3 years	Total
(i) Undisputed Trade receivable-Considred good	648.00	1.34	9.58	7.32	-	666.24
(ii) Undisputed Trade receivable-Considred doubtful						
(iii) Disputed Trade receivable-Considred good						
(iv) Disputed Trade receivable-Considred doubtful						

Trade Receivable ageing schedule as at 31st March, 2023						
Particulars	Less than 6 months	6 months -1 year	1-2 years	2-3 years	More than 3 years	Total
(i) Undisputed Trade receivable-Considred good	73.82	6.86	-	7.32	0.92	88.92
(ii) Undisputed Trade receivable-Considred doubtful						
(iii) Disputed Trade receivable-Considred good						
(iv) Disputed Trade receivable-Considred doubtful						

	31st March 2024	31st March 2023
6 Loans		
(A) Measured at amortised cost / fair value through profit or loss		
At amortised cost		
Loans repayable on demand (Refer notes below)	100.00	600.00
Interest accrued on		
- Loans	28.92	10.95
At fair value through profit or loss		
Loan to employees - considered good	4.51	2.23
	133.44	613.17
Less : Impairment loss allowance	-	-
	133.44	613.17
(B) Secured / Unsecured		
(i) Secured by tangible assets	-	-
(ii) Unsecured	133.44	613.17
	133.44	613.17
Less : Impairment loss allowance	-	-
	133.44	613.17
(C) Of the above		
(i) Loans in India		
- Public sector	-	-
- Others	133.44	613.17
	133.44	613.17
Less : Impairment loss allowance	-	-
	133.44	613.17
(ii) Loans outside India	-	-
Less : Impairment loss allowance	-	-
	133.44	613.17
(D) Stage wise breakup of loans		
(i) Low credit risk (Stage 1)	133.44	613.17
(ii) Significant increase in credit risk (Stage 2)	-	-
(iii) Credit impaired (Stage 3)	-	-
	133.44	613.17
Less : Impairment loss allowance	-	-
	133.44	613.17

Notes:

- The company had given an unsecured loan to Siddha Real Estate Development Private Limited amounting to INR 1,00,00,000 at the rate of 12% p.a, repayable on demand.
- The Company considers the secured / unsecured loans given to other parties as fully recoverable i.e. at Stage 1 category (low credit risk) at the various reporting periods. Accordingly, in line with the Company's accounting policy no impairment allowance was created at the end of the aforesaid mentioned reporting periods.

ANNUAL REPORT 2023-24

Notes to the Standalone Ind AS financial statements

(Currency: Indian Rupees in Lakhs)

7 Investments

Sr No.	Particulars	Relationship with company	No. of Shares / units		Quoted / Unquoted	Face Value	Amount as at	
			31st March 2024	31st March 2023			31st March 2024	31st March 2023
(A) Investments measured at amortised cost								
(i) Investments in debt securities								
1	Series II 8% Partly convertible debentures - Netambit Valuefirst Services Private Limited	Others	7,500	7,500	Unquoted	1,000	75.00	75.00
Total (A- i)							75.00	75.00
(ii) Investments in equity instruments								
1	Keynote Financial Services Ltd (<i>held by Keynote Trust</i>)	Others	14,51,702	14,51,702	Quoted	10	129.71	129.71
Total (A- ii)							129.71	129.71
(iii) Investments in subsidiaries								
1	Keynote Capitals Limited	Subsidiary	1,12,66,607	1,12,66,607	Unquoted	10	1,755.00	1,755.00
2	Keynote Fincorp Limited	Subsidiary	19,99,994	19,99,994	Unquoted	10	375.00	375.00
3	Keynote Trust (<i>initial corpus fund</i>)	Subsidiary	-	-	Unquoted	-	0.20	0.20
Total (A- iii)							2,130.20	2,130.20
Total (A = i+ii+iii)							2,334.91	2,334.91
(B) Investments measured at fair value through profit or loss								
(i) Investments in mutual funds / exchange traded funds								
1	HDFC Ultra Short Term Fund-Direct Plan-Weekly Dividend Option	Others	1	806	Unquoted	-	-	35.66
2	Quant Quantamental Fund	Others	9,09,641	9,09,641	Unquoted	-	200.64	122.06
3	ICICI Prudential Nifty 50 Index Fund	Others	1,48,160	1,48,160	Unquoted	-	328.47	253.50
4	ICICI Prudential Liquid Fund-Growth	Others	-	66,562	Unquoted	-	-	220.09
5	Nippon India Balanced Advantage Fund	Others	2,04,741	2,04,741	Unquoted	-	318.36	256.33
6	HDFC Overnite Fund	Others	1,533.20	-	Unquoted	-	54.48	-
7	Parag Parikh Flexi Cap Fund - Regular Plan - Growth	Others	3,94,631	3,94,631	Unquoted	-	273.55	195.31
8	Aditya Birla SL Saving Fund	Others	70,211	-	Unquoted	-	350.09	-
9	HDFC Liquid Fund Growth	Others	1,220	-	Unquoted	-	57.52	-
10	LIC MF Ultra Short Duration Fund	Others	13,719	-	Unquoted	-	166.66	-
11	Old Bridge Focused Equity Fund	Others	19,99,900	-	Unquoted	-	198.19	-
12	DSP Low Duration Fund	Others	1,17,961	-	Unquoted	-	21.34	-
13	J M Low duration fund	Others	11,06,082	-	Unquoted	-	373.93	-
Total (B - i)							2,343.23	1,082.96
(ii) Investments in debt securities								
1	J M Fin ASST RECON CO LTD-TR XXXV BR NCD 11JULY24	Others	9	-	Quoted	-	90.00	90.00
Total (B - ii)							90.00	90.00
(iii) Investments in equity instruments								
1	Godrej Properties Limited	Others	1,475	2,000	Quoted	5	33.91	20.61
2	HDFC Bank Limited	Others	780	493	Quoted	1	11.30	7.94
3	Info Edge (India) Limited	Others	-	20	Quoted	10	-	0.75
4	Shree Cement Limited	Others	-	1	Quoted	10	-	0.26
5	Page Industries Limited	Others	-	1	Quoted	10	-	0.38
6	Bajaj Finance Limited	Others	-	20	Quoted	2	-	1.12

KEYNOTE FINANCIAL SERVICES LIMITED

Notes to the Standalone Ind AS financial statements (Currency: Indian Rupees in Lakhs)

Sr No.	Particulars	Relationship with company	No. of Shares / units		Quoted / Unquoted	Face Value	Amount as at	
			31st March 2024	31st March 2023			31st March 2024	31st March 2023
7	Bajaj Finserv Limited	Others	-	149	Quoted	5	-	1.89
8	Steelcast Limited	Others	5,400	6,000	Quoted	5	35.31	27.33
9	Asian Paints Limited	Others	-	46	Quoted	1	-	1.27
10	Astral Ltd	Others	2,666	2,751	Quoted	1	53.07	36.78
11	Cholamandalam Investment and Finance Company Ltd	Others	-	483	Quoted	2	-	3.68
12	Reliance Industries Limited	Others	398	543	Quoted	10	11.85	12.66
13	Larsen & Toubro Ltd	Others	345	143	Quoted	2	13.02	3.10
14	ICICI Bank Ltd	Others	1,161	1,284	Quoted	2	12.72	11.26
15	PSP Projects Ltd	Others	322	234	Quoted	10	2.21	1.57
16	State Bank of India	Others	2,517	2,648	Quoted	1	18.94	13.87
17	Fortis Healthcare Ltd	Others	1,599	1,727	Quoted	10	6.71	4.49
18	Maruti Suzuki India Ltd	Others	-	29	Quoted	5	-	2.40
19	Tata Motors Ltd -New NPP FV 2 CLASS	Others	2,960	3,019	Quoted	2	29.39	12.70
20	Titan Company Ltd	Others	-	112	Quoted	1	-	2.82
21	Zee Entertainment Enterprises Ltd	Others	7,221	6,745	Quoted	1	10.02	14.28
22	India Bulls Real Estates Ltd	Others	11,067	14,075	Quoted	2	12.83	6.87
23	Housing Development Finance Corporation Ltd	Others	-	347	Quoted	2	-	9.12
24	Poly Medicare Ltd	Others	-	68	Quoted	5	-	0.65
25	J B Chemicals & Pharmaceuticals Ltd	Others	194	152	Quoted	2	3.20	3.00
26	Infosys Limited	Others	150	462	Quoted	5	2.25	6.60
27	Bharti Airtel Ltd	Others	2,139	2,326	Quoted	5	26.29	17.42
28	Tech Mahindra Ltd	Others	1,125	1,125	Quoted	5	14.07	12.40
29	Piramal Enterprises Ltd	Others	1,648	1,586	Quoted	2	13.99	10.75
30	ITC Ltd	Others	470	470	Quoted	1	2.01	1.80
31	Vidhi Speciality Food Ingredients Ltd	Others	7,450	6,700	Quoted	1	33.84	21.86
32	Tata Consultancy Services Ltd	Others	-	15	Quoted	1	-	0.48
33	IDFC Ltd	Others	-	3,632	Quoted	10	0.00	2.85
34	Healthcare Global Enterprises Ltd	Others	2,223	2,223	Quoted	10	7.52	5.84
35	Tv18 Broadcast Ltd	Others	-	7,500	Quoted	2	-	2.16
36	Tata Steel Limited	Others	6,000	10,570	Quoted	10	9.35	11.05
37	Tata Communications Ltd	Others	-	67	Quoted	10	-	0.83
38	Orient Refractories Ltd (RHI Magnetia India Ltd)	Others	497	801	Quoted	1	2.74	5.04
39	Nirlon Ltd	Others	1,919	480	Quoted	10	8.18	1.80
40	Hindalco Industries Ltd	Others	-	273	Quoted	1	-	1.11
41	Den Networks Ltd	Others	-	5,964	Quoted	10	0.00	1.59
42	Blue Dart Express Ltd	Others	-	71	Quoted	10	-	4.40
43	Cipla Ltd	Others	1,250	1,408	Quoted	2	18.68	12.68
44	Ajanta Pharma Ltd	Others	-	116	Quoted	2	-	1.40
45	Edelweiss Financial Services Ltd	Others	11,939	16,463	Quoted	10	7.59	8.64
46	EPL Limited	Others	1,044	1,610	Quoted	10	1.86	2.61
47	Nucleus Software Exports Ltd	Others	455	1,324	Quoted	10	5.38	8.45

ANNUAL REPORT 2023-24

Notes to the Standalone Ind AS financial statements (Currency: Indian Rupees in Lakhs)

Sr No.	Particulars	Relationship with company	No. of Shares / units		Quoted / Unquoted	Face Value	Amount as at	
			31st March 2024	31st March 2023			31st March 2024	31st March 2023
48	NATCO PHARMA LTD	Others	2,038	1,946	Quoted	10	19.39	10.97
49	INDIA PESTICIDES LTD.	Others	171	-	Quoted	10	0.35	-
50	HINDUJA GLOBAL SOLUTIONS LTD	Others	-	94	Quoted	10	-	0.97
51	Axis Bank Ltd	Others	339	1,193	Quoted	10	3.55	10.24
52	DHAR TEXTILE MILLS LTD	Others	400	400	Quoted	10	0.04	0.04
53	INDU NISSAN OXO CHEM	Others	76	76	Quoted	10	0.01	0.01
54	TPI India Ltd	Others	400	400	Quoted	10	0.06	0.01
55	Abbott India Ltd	Others	-	9	Quoted	10	-	1.99
56	BEML Ltd	Others	-	93	Quoted	10	-	1.17
57	Cartrade Tech Ltd	Others	-	29	Quoted	10	-	0.11
58	Coforge Ltd	Others	-	58	Quoted	10	-	2.21
59	Computer Age Management Services Ltd	Others	-	31	Quoted	10	-	0.63
60	Dodla Dairy Ltd	Others	-	214	Quoted	10	-	0.99
61	Dr Lal Pathlabs Ltd	Others	70	20	Quoted	10	1.58	0.37
62	Fine Organic Industries Ltd	Others	-	6	Quoted	10	0.00	0.26
63	Garware Technical Fibres Ltd	Others	-	32	Quoted	10	-	0.93
64	HDFC Life Insurance Company Ltd	Others	-	175	Quoted	10	-	0.87
65	ICICI Lombard General Insu Company Ltd	Others	254	180	Quoted	10	4.28	1.93
66	Indigo Paints Ltd	Others	-	98	Quoted	10	-	0.99
67	Jash Engineering Ltd	Others	2,000	2,725	Quoted	10	33.89	22.88
68	Kotak Mahindra Bank Ltd	Others	188	121	Quoted	10	3.36	2.10
69	Lnt Technology Services Ltd	Others	-	7	Quoted	10	-	0.24
70	Metropolis Healthcare Ltd	Others	-	35	Quoted	10	-	0.44
71	Music Broadcast Ltd	Others	12,810	32,737	Quoted	10	2.07	3.55
72	Navin Fluorine International Ltd	Others	-	39	Quoted	10	-	1.66
73	Nestle India Ltd	Others	-	24	Quoted	10	-	4.73
74	Nykaa	Others	-	614	Quoted	10	-	0.76
75	Persistent Systems Ltd	Others	-	43	Quoted	10	-	1.98
76	Phoenix Mills Ltd	Others	-	60	Quoted	10	-	0.78
77	Saregama India Ltd	Others	-	310	Quoted	10	-	1.03
78	SBI Card and Payment Services Ltd	Others	159	285	Quoted	10	1.09	2.11
79	Sequent Scientific Ltd	Others	-	627	Quoted	10	-	0.46
80	Vedant Fashions Ltd	Others	-	87	Quoted	10	-	0.99
81	Trent Ltd	Others	-	900	Quoted	10	-	12.38
82	Religare Enterprises Ltd	Others	7,461	1,366	Quoted	10	15.62	1.98
83	Hitachi Energy India Ltd	Others	-	132	Quoted	10	-	4.41
84	Godrej Industries Ltd	Others	-	1,126	Quoted	10	-	4.55
85	EUREKA FORBES LTD	Others	3,267	2,700	Quoted	10	14.93	11.52
86	EICHER Motors Ltd	Others	450	48	Quoted	10	18.09	1.42
87	ABB India Ltd	Others	-	384	Quoted	10	0.00	12.92
88	Ambuja Cement Ltd	Others	-	127	Quoted	10	-	0.46

KEYNOTE FINANCIAL SERVICES LIMITED

Notes to the Standalone Ind AS financial statements (Currency: Indian Rupees in Lakhs)

Sr No.	Particulars	Relationship with company	No. of Shares / units		Quoted / Unquoted	Face Value	Amount as at	
			31st March 2024	31st March 2023			31st March 2024	31st March 2023
89	Campus Activewear Ltd	Others	-	122	Quoted	10	0.00	0.41
90	CONFIDENCE PETROLEUM INDIA LTD	Others	8,398	2,596	Quoted	10	7.05	1.58
91	Creditaccess Grameen Ltd	Others	-	779	Quoted	10	-	7.13
92	DEEPAK FERTILISERS PETROCHEMICALS CORP LTD	Others	2,200	326	Quoted	10	11.10	1.79
93	Escorts Ltd	Others	519	700	Quoted	10	14.42	13.24
94	Heranba Industries Ltd	Others	-	93	Quoted	10	-	0.26
95	IIFL Finance Ltd	Others	-	97	Quoted	10	-	0.47
96	Life Insurance Corporation of India	Others	-	302	Quoted	10	-	1.61
97	Matrimony.Com Ltd	Others	-	136	Quoted	10	-	0.70
98	Motilal Oswal Financial Services Ltd	Others	-	122	Quoted	10	-	0.74
99	NTPC Ltd	Others	3,304	5,408	Quoted	10	11.10	9.48
100	Rainbow Childrens Medicare Ltd	Others	-	178	Quoted	10	-	1.30
101	The Catholic Syrian Bank Ltd	Others	-	670	Quoted	10	0.00	1.65
102	Valiant Organics Ltd	Others	-	174	Quoted	10	-	0.73
103	Zydus Lifesciences Ltd	Others	-	678	Quoted	10	-	3.33
104	Aarti Drugs Ltd	Others	-	705	Quoted	10	-	2.38
105	Avenue Supermarts Ltd	Others	-	14	Quoted	10	-	0.48
106	Birla Soft Ltd	Others	-	324	Quoted	10	-	0.85
107	Bosch Ltd	Others	-	1	Quoted	10	-	0.19
108	C G Power & Industrial Solutions Ltd	Others	-	327	Quoted	10	-	0.98
109	Dhampur Bio Organics Ltd	Others	1,650	208	Quoted	10	1.90	0.30
110	Elecon Engineering Company Ltd	Others	603	1,754	Quoted	10	5.73	6.70
111	Federal Bank	Others	-	358	Quoted	10	-	0.47
112	GOCL Corporation Ltd	Others	-	606	Quoted	10	-	1.77
113	Indusind Bank Ltd	Others	-	71	Quoted	10	-	0.76
114	KPI Green Energy Ltd	Others	565	69	Quoted	10	8.60	0.29
115	La Opala RG Ltd	Others	-	692	Quoted	10	-	2.35
116	Mahindra & Mahindra Ltd	Others	-	742	Quoted	10	-	8.60
117	Onwards Technologies Ltd	Others	-	50	Quoted	10	-	0.14
118	Piramal Pharma Ltd	Others	7,176	8,723	Quoted	10	9.25	5.97
119	Quick Heal Technologies Ltd	Others	-	667	Quoted	10	-	0.89
120	Royal Orchid Hotels Ltd	Others	-	83	Quoted	10	-	0.22
121	Safari Industries Ltd	Others	-	157	Quoted	10	-	3.22
122	Sagar Cements Ltd	Others	1,773	2,429	Quoted	10	3.70	4.60
123	Sona Blw Precision Forgings Ltd	Others	-	397	Quoted	10	-	1.64
124	Syngene Internationa Ltd	Others	-	156	Quoted	10	-	0.93
125	Syrma Sgs Technology Ltd	Others	1,716	2,829	Quoted	10	7.98	7.43
126	Unitech Ltd	Others	-	48,477	Quoted	10	-	0.57
127	ZOMATO LTD	Others	32,311	38,505	Quoted	10	58.92	19.62
128	Data Patterns India Ltd	Others	-	53	Quoted	10	-	0.73
129	Gail (India) Ltd	Others	-	83	Quoted	10	-	0.09

ANNUAL REPORT 2023-24

Notes to the Standalone Ind AS financial statements (Currency: Indian Rupees in Lakhs)

Sr No.	Particulars	Relationship with company	No. of Shares / units		Quoted / Unquoted	Face Value	Amount as at	
			31st March 2024	31st March 2023			31st March 2024	31st March 2023
130	Manappuram Finance Ltd	Others	-	146	Quoted	10	-	0.18
131	Bajaj Holding Investment Ltd	Others	-	5	Quoted	10	-	0.30
132	Balkrishna Industries Ltd	Others	68	40	Quoted	10	1.58	0.78
133	Bank of Baroda	Others	1,850	790	Quoted	10	4.89	1.33
134	Borosil Ltd	Others	601	536	Quoted	10	2.15	1.75
135	Cigniti Technologies Ltd	Others	-	30	Quoted	10	0.00	0.22
136	Container Corporation of India Ltd	Others	-	154	Quoted	10	-	0.89
137	Craftsman Automation Ltd	Others	-	22	Quoted	10	-	0.71
138	Delta Corp Ltd	Others	2,380	3,391	Quoted	10	2.63	6.13
139	Dr Reddy	Others	77	5	Quoted	10	4.74	0.23
140	Easytrip Planners Ltd	Others	-	690	Quoted	10	-	0.30
141	Five Star Business Finance Ltd	Others	-	1,055	Quoted	10	-	5.68
142	Global Health Ltd	Others	-	79	Quoted	10	-	0.42
143	Grindwell Norton Ltd	Others	-	65	Quoted	10	-	1.22
144	HCL Technologies Ltd	Others	-	75	Quoted	10	-	0.81
145	Hemisphere Properties India Ltd	Others	2,748	2,280	Quoted	10	5.49	1.88
146	IDFC First Bank Ltd	Others	-	1,487	Quoted	10	-	0.82
147	LTIMINDTREE LTD	Others	-	26	Quoted	10	-	1.24
148	Multi Commodity Exchange of India Ltd	Others	417	-	Quoted	10	13.96	-
149	P B Fintech Ltd	Others	791	1,258	Quoted	10	8.89	8.04
150	Power Mech Projects Ltd	Others	-	97	Quoted	10	-	2.39
151	SBI LIFE INSURANCE COMPANY LTD	Others	-	8	Quoted	10	-	0.09
152	Shalimar Paints Ltd	Others	3,531	2,882	Quoted	10	5.88	3.93
153	Sundaram Fasteners Ltd	Others	443	421	Quoted	10	4.84	4.12
154	Tube Investments of India Ltd	Others	-	27	Quoted	10	-	0.69
155	UNION Bank	Others	-	647	Quoted	10	-	0.43
156	Canara Bank	Others	-	2,262	Quoted	10	-	6.44
157	UPL Ltd	Others	-	40	Quoted	10	-	0.29
158	360 One Wam Ltd	Others	1,864	1,864	Quoted	10	12.58	8.03
159	Apar Industries Ltd	Others	-	119	Quoted	10	-	2.98
160	Bharat Agri Fert Realty Ltd	Others	-	380	Quoted	10	-	0.37
161	Equitas Small Finance Bank Ltd	Others	-	1,022	Quoted	10	-	0.69
162	Hindustan Aeronautics Ltd	Others	-	20	Quoted	10	-	0.55
163	IPCA Laboratories Ltd	Others	-	43	Quoted	10	-	0.35
164	Kirloskar Brothers Ltd	Others	560	1,140	Quoted	10	6.19	4.65
165	K P Energy Ltd	Others	-	246	Quoted	10	-	0.37
166	Landmark Cars Ltd	Others	-	1,209	Quoted	10	0.00	6.57
167	Petronet LNG Ltd	Others	-	329	Quoted	10	-	0.75
168	REC Ltd	Others	1,527	7,714	Quoted	10	6.88	8.91
169	Sportking India Ltd	Others	-	167	Quoted	10	-	1.08
170	Welspun Enterprises Ltd	Others	-	798	Quoted	10	-	1.00

KEYNOTE FINANCIAL SERVICES LIMITED

Notes to the Standalone Ind AS financial statements (Currency: Indian Rupees in Lakhs)

Sr No.	Particulars	Relationship with company	No. of Shares / units		Quoted / Unquoted	Face Value	Amount as at	
			31st March 2024	31st March 2023			31st March 2024	31st March 2023
171	Adani Ports and Special Economic Zone Ltd	Others	-	56	Quoted	10	-	0.35
172	BHARAT BIJLEE LTD	Others	118	96	Quoted	10	7.56	2.43
173	Honeywell Automation India Ltd	Others	-	1	Quoted	10	-	0.36
174	Indiamart Intermesh Ltd	Others	-	5	Quoted	10	0.00	0.25
175	Wipro Ltd	Others	-	128	Quoted	10	-	0.47
176	Federal-Mogul Goetze India Ltd	Others	1,979	976	Quoted	10	6.37	2.97
177	Exide Industries Ltd	Others	2,766	-	Quoted	10	8.42	-
178	GPT Infraprojects Ltd	Others	12,535	-	Quoted	10	19.38	-
179	Icici Prudential Life Insurance Company Ltd	Others	562	-	Quoted	10	3.42	-
180	Indian Bank	Others	1,859	-	Quoted	10	9.68	-
181	Mankind Pharma Ltd	Others	331	-	Quoted	10	7.60	-
182	Power Grid Corporation of India Ltd	Others	1,930	-	Quoted	10	5.35	-
183	Restaurant Brands Asia Ltd	Others	3,244	-	Quoted	10	3.29	-
184	V-Mart Retail Ltd	Others	98	-	Quoted	10	2.11	-
185	Aarti Pharma Labs Ltd	Others	744	-	Quoted	10	3.24	-
186	Bayer Cropscience Ltd	Others	44	-	Quoted	10	2.31	-
187	Concord Biotech Ltd	Others	855	-	Quoted	10	13.01	-
188	One 97 Communications Ltd	Others	834	-	Quoted	10	3.36	-
189	Shriram Finance Ltd	Others	705	-	Quoted	10	16.64	-
190	VIP Industries Ltd	Others	431	-	Quoted	10	2.27	-
191	ICICI Securities Limited	Others	467	-	Quoted	10	3.39	-
192	Nippon Life India Liquidbees	Others	0.064	-	Quoted	10	-	-
193	Cosmo First Ltd	Others	2,132	-	Quoted	10	10.65	-
194	Fairchem Organics Ltd	Others	191	-	Quoted	10	2.27	-
195	Honasa Consumer Ltd	Others	1,685	-	Quoted	10	6.77	-
196	Interglobe Aviation Ltd	Others	604	-	Quoted	10	21.41	-
197	Mahindra Logistics Ltd	Others	675	-	Quoted	10	2.76	-
198	Pyramid Technoplast Ltd	Others	5,170	-	Quoted	10	7.48	-
199	Route Mobile Ltd	Others	593	-	Quoted	10	9.50	-
200	Sapphire Foods India Ltd	Others	153	-	Quoted	10	2.40	-
201	Sheela Foam Ltd	Others	208	-	Quoted	10	1.96	-
202	Coal India Limited	Others	3,487	-	Quoted	10	15.12	-
203	Annapurna Swadisht Ltd	Others	500	-	Quoted	10	1.91	-
204	Arman Financial Services Ltd	Others	161	-	Quoted	10	2.97	-
205	CCL Products India Ltd	Others	422	-	Quoted	10	2.47	-
206	Dabur India Ltd	Others	755	-	Quoted	10	3.95	-
207	Gati Ltd	Others	2,753	-	Quoted	10	2.64	-
208	General Insurance Corporation of India Ltd	Others	390	-	Quoted	10	1.29	-
209	H G Infra Engineering Ltd	Others	150	-	Quoted	10	1.36	-
210	Latent View Analytics Ltd	Others	3,115	-	Quoted	10	15.83	-

ANNUAL REPORT 2023-24

Notes to the Standalone Ind AS financial statements (Currency: Indian Rupees in Lakhs)

Sr No.	Particulars	Relationship with company	No. of Shares / units		Quoted / Unquoted	Face Value	Amount as at	
			31st March 2024	31st March 2023			31st March 2024	31st March 2023
211	Marico Ltd	Others	310	-	Quoted	10	1.54	-
212	Medi Assist Healthcare Services Ltd	Others	2,162	-	Quoted	10	10.93	-
213	Polyplex Corporation Ltd	Others	463	-	Quoted	10	3.55	-
214	PVR Ltd	Others	76	-	Quoted	10	1.01	-
215	Samvardhana Motherson International Ltd	Others	12,616	-	Quoted	10	14.77	-
216	SRF Ltd	Others	105	-	Quoted	10	2.69	-
217	Star Health & Allied Insurance Company Ltd	Others	209	-	Quoted	10	1.14	-
218	Strides Pharma Science Ltd	Others	184	-	Quoted	10	1.44	-
219	Thomas Cook India Ltd	Others	6,700	-	Quoted	10	11.15	-
220	Vedanta Ltd-Old Sea Goa	Others	2,625	-	Quoted	10	7.13	-
221	Borosil Scientific Ltd	Others	450	-	Quoted	10	0.47	-
222	Music Broadcast Pref 19JUN26	Others	-	2,565	Quoted	10	-	0.00
223	Scan point Geomatics Limited	Others	400	400	Quoted	2	0.04	0.03
224	Dugar Finance India Limited	Others	700	700	Unquoted	10	0.03	0.03
225	Dugar Housing Limited	Others	800	800	Unquoted	10	0.10	0.10
226	Stellar Exports Limited	Others	10,000	10,000	Unquoted	10	0.30	0.30
							1,033.38	682.02
	Less: Impairment loss allowance						(0.49)	(0.49)
	Total (B - iii)						1,032.89	681.54
(iv)	Investments in alternate investment funds							
1	IIFL Special Opportunities Fund - Series 5	Others	10,29,531	10,29,531	Unquoted	10	53.75	65.11
2	Carpediem Capital Partners Fund II	Others	1	1	Unquoted	10,000	13.91	24.02
3	HealthAssure Private Limited	Others	11,302	11,302	Unquoted	100	100.01	100.01
4	Optimized Electrotech Pvt Ltd	Others	9,185	9,185	Unquoted	10	100.01	100.01
5	Silveredge Technologies Pvt Ltd	Others	144	144	Unquoted	10	99.75	99.75
6	Kae Capital Fund III	Others	66	1,00,000	Unquoted	1,00,000	65.50	65.50
7	Atreyi Financial Services Limited	Others	1,125		Unquoted	10	75.00	-
8	Carpediem Capital Partners Fund - I	Others	1,000	1,000	Unquoted	10,000	192.18	192.18
	Total (B - iv)						700.10	646.57
	- interest accrued in debt securities						-	16.61
	Total (B = i+ii+iii+iv)						4,166.22	2,517.66
	Grand total (A+B)						6,501.13	4,852.57
	Of the above							
	Investment in India						6,501.62	4,853.06
	Investment outside India						-	-
							6,501.62	4,853.06
	Less: Impairment loss allowance						(0.49)	(0.49)
							6,501.13	4,852.57
							6,501.13	4,835.97
							-	-

Notes to the Standalone Ind AS financial statements

(Currency: Indian Rupees in Lakhs)

8 Other financial assets	<u>31st March 2024</u>	<u>31st March 2023</u>
<i>(Unsecured, considered good)</i>		
At amortised cost		
Security deposits	0.45	0.11
At fair value through profit or loss		
Security deposits for rental premises	0.92	0.82
	<u>1.37</u>	<u>0.93</u>

Notes:

1. Impairment loss allowance recognised on other financial assets - NIL (P.Y NIL).
2. Other financial assets includes receivable from related parties - NIL (P.Y NIL).

9 Current tax assets (net)	<u>31st March 2024</u>	<u>31st March 2023</u>
Advance tax and tax deducted at source	34.54	94.49
<i>(Net of provision for tax:5,91,10,977 ; (31 March 2023: INR 4,12,58,325)</i>		
	<u>34.54</u>	<u>94.49</u>

10 Investment property	<u>31st March 2024</u>	<u>31st March 2023</u>
Property		
Gross carrying amount		
Balance at the beginning of the year	3.94	3.94
Additions during the year	-	-
Disposals during the year	-	-
Balance at the end of the year	<u>3.94</u>	<u>3.94</u>
Accumulated depreciation		
Balance at the beginning of the year	0.56	0.45
Depreciation during the year	0.11	0.11
Disposals / adjustments during the year	-	-
Balance at the end of the year	<u>0.67</u>	<u>0.56</u>
Net carrying amount	<u>3.27</u>	<u>3.38</u>

Notes
1. Income earned and expense incurred in connection with investment property

Particulars	For the year ended	
	<u>31st March 2024</u>	<u>31st March 2023</u>
Rental income derived from investment property	9.31	7.75
Direct operating expenses (including repairs and maintenance) arising from investment property that generated rental income	(0.28)	(0.28)
Direct operating expenses (including repairs and maintenance) arising from investment property that did not generated rental income	-	-
Income arising from investment property before depreciation	<u>9.03</u>	<u>7.47</u>
Depreciation	(0.11)	(0.11)
Income arising from investment property (net)	<u>8.92</u>	<u>7.36</u>

2. Contractual obligations

There are no contractual obligations (P.Y: NIL) to purchase, construct or develop investment property.

3. Leasing arrangements

The Company has given a commercial property on non-cancellable operating lease. The corresponding lease agreement provides for an option to renew the lease period at the end of non-cancellable period to lessor. The initial tenure of the lease is 60 months. There are no exceptional / restrictive covenants in the lease agreement.

4. Fair value

	<u>31st March 2024</u>	<u>31st March 2023</u>
Investment property	207.77	207.77

Estimation of fair value

The fair valuation of the investment property was based upon management's best estimates instead of independent valuation. The best evidence of fair value is current prices in an active market for similar properties taking into consideration various factors such as location, facilities & amenities, quality of construction, residual life of building, business potential, supply & demand, local nearby enquiry, market feedback of investigation, ready reckoner published by government, etc. The fair value measurement is categorised in level 2 fair value hierarchy. Further, the fair valuation of the investment property was not determined by an independent valuer as required under Ind AS 40 and were completely based upon management's best estimates.

5. Reconciliation of fair value

Particulars	Investment property
Balance as at 1 April 2022	207.77
Fair value differences	<u>(0.00)</u>
Balance as at 31 March 2023	207.77
Fair value differences	-
Balance as at 31 March 2024	<u>207.77</u>

ANNUAL REPORT 2023-24

Notes to the Standalone Ind AS financial statements

(Currency: Indian Rupees in Lakhs)

11 Property, plant & equipment

Tangible assets	Premises	Vehicles	Furniture and Fittings	Air Conditioners	Office Equipments	Computers and Peripherals	Electrical fittings	Total
Balance as at 1 April 2022	806.41	15.87	37.30	5.76	3.92	14.25	6.43	889.92
Additions during the year	-	-	1.41	-	1.04	7.46	-	9.91
Disposals / adjustments during the year	-	-	-	-	-	-	-	-
Balance as at 31 March 2023	806.41	15.87	38.71	5.76	4.96	21.70	6.43	899.83
Balance as at 1 April 2023	806.41	15.87	38.71	5.76	4.96	21.70	6.43	899.83
Additions during the year	-	-	-	-	1.43	2.29	-	3.73
Disposals / adjustments during the year	-	-	-	-	-	-	-	-
Balance as at 31 March 2024	806.41	15.87	38.71	5.76	6.39	23.99	6.43	903.55
Balance as at 1 April 2022	56.39	13.98	32.56	4.70	0.25	6.73	5.70	120.31
Depreciation for the year	14.09	-	0.59	0.05	0.73	3.79	0.05	19.30
Disposals / adjustments during the year	-	-	-	-	-	-	-	-
Balance as at 31 March 2023	70.48	13.98	33.15	4.74	0.98	10.53	5.76	139.61
Balance as at 1 April 2023	70.48	13.98	33.15	4.74	0.98	10.53	5.76	139.61
Depreciation for the year	14.13	-	0.45	-	0.90	4.33	-	19.80
Disposals / adjustments during the year	-	-	-	-	-	-	-	-
Balance as at 31 March 2024	84.61	13.98	33.60	4.74	1.88	14.86	5.76	159.42
Net block								
As at 31 March 2023	735.93	1.89	5.56	1.01	3.98	11.17	0.67	760.22
As at 31 March 2024	721.80	1.89	5.11	1.01	4.52	9.14	0.67	744.14

12 Right of use assets

	31st March 2024	31st March 2023
Right of use assets on premises (Refer note below) (Refer note 47)	0.83	1.94
	0.83	1.94

Note: Amortisation charged during the year INR 110,992 (31 March 2023 : INR 1,10,992)

13 Other non-financial assets

	31st March 2024	31st March 2023
(Unsecured, considered good)		
Balances with government / statutory authorities	2.04	6.18
Prepaid expenses	12.11	12.34
	14.16	18.52

Note: Impairment loss allowance recognised on other non-financial assets - NIL (31 March 2023 : NIL)

14 Payables

	31st March 2024	31st March 2023
Trade payables		
- total outstanding dues of micro enterprises and small enterprises (Refer note 39)	-	-
- total outstanding dues of creditors other than micro enterprises and small enterprises	0.54	0.54
Other payables		
- total outstanding dues of micro enterprises and small enterprises (Refer note 39)	-	-
- total outstanding dues of creditors other than micro enterprises and small enterprises	488.82	23.91
	489.36	24.45

Notes:

- Trade payables and other payables are non-interest bearing and are normally settled as per payment terms mentioned in the respective contracts.
- Trade or other payables due to the directors or other officers of the Company either severally or jointly with any other person is NIL (P.Y: NIL). Further, trade or other payable which are due to firms or private companies respectively in which any director is a partner, a director or a member is NIL (P.Y: NIL).
- Trade and other payables includes payables to related parties 4,24,09,894 (P.Y: NIL) other than those covered under point 2 above.
- In the opinion of the management, the balances of payables are stated at book value and are payable.

Trade Payables ageing schedule as at 31st March, 2024

Particulars	Outstanding for following periods from due date of payment					Total
	Less than 6 months	6 months -1 year	1-2 years	2-3 years	More than 3 years	
(i) MSME	-	-	-	-	-	-
(ii) Others	0.54	-	-	-	-	0.54
(iii) Disputed dues- MSME	-	-	-	-	-	-
(iv) Disputed dues - Others	-	-	-	-	-	-

Trade Payables ageing schedule as at 31st March, 2023

Particulars	Outstanding for following periods from due date of payment					Total
	Less than 6 months	6 months -1 year	1-2 years	2-3 years	More than 3 years	
(i) MSME	-	-	-	-	-	-
(ii) Others	0.54	-	-	-	-	0.54
(iii) Disputed dues- MSME	-	-	-	-	-	-
(iv) Disputed dues - Others	-	-	-	-	-	-

Notes to the Standalone Ind AS financial statements

(Currency: Indian Rupees in Lakhs)

15 Deposits	31st March 2024	31st March 2023
At fair value through profit or loss		
Security deposit against premise given on lease	1.97	1.76
	1.97	1.76

Note: Public deposits and deposits from banks is NIL (P.Y: NIL).

16 Lease liabilities	31st March 2024	31st March 2023
Lease Liabilities (Refer note 47)	0.99	2.14
	0.99	2.14

17 Other financial liabilities	31st March 2024	31st March 2023
Unpaid dividends (refer note below 1)	7.48	8.49
Payable to employees (refer not below 2)	14.75	16.32
Provision for expenses	11.24	15.54
	33.47	40.35

Note:

- During the current year, the Company had transferred INR 1,59,893 (31 March 2023: INR 1,62,565) to Investor Education and Protection Fund under section 125 of the Companies Act, 2013.
- Payable to employees includes payables to related parties INR 4,77,520 other than those covered under point 2 above.

18 Provisions	31st March 2024	31st March 2023
Provision for employee benefits		
- Gratuity	28.16	37.85
- Compensated absences	-	5.39
- Bonus and incentives	37.70	9.50
	65.86	52.74

19 Deferred tax liabilities (net)	31st March 2024	31st March 2023
Deferred tax liabilities (net) (refer note 46)	346.32	164.42
	346.32	164.42

20 Other non-financial liabilities	31st March 2024	31st March 2023
Statutory dues payable	81.00	19.49
Advances from customers	33.00	107.15
	114.00	126.64

21 Equity Share capital	31st March 2024	31st March 2023
Authorised :		
1,50,00,000 (P.Y : 1,50,00,000) equity shares of INR 10 each	1,500.00	1,500.00
	1,500.00	1,500.00
Issued :		
1,12,74,417 (P.Y : 1,12,74,417) equity shares of INR 10 each	1,127.44	1,127.44
	1,127.44	1,127.44
Subscribed and fully paid-up shares:		
70,18,339 (P.Y : 70,18,339) equity shares of INR 10 each	701.83	701.83
	701.83	701.83

(a) Reconciliation of the number of equity shares outstanding at the beginning and at the end of the year :

Particulars	31st March 2024		31st March 2023	
	No. of Shares	Amount	No. of Shares	Amount
At the beginning of the year	70,18,339	701.83	70,18,339	701.83
Changes in equity share capital during the year	-	-	-	-
At the end of the year	70,18,339	701.83	70,18,339	701.83

(b) Terms / rights attached to equity shares

The Company has issued only one class of equity shares having par value of INR 10 per share. Each holder of equity shares is entitled to one vote per share. All shares rank pari passu with regard to dividend & repayment of capital. The company declares and pays dividend in Indian Rupees. The dividend proposed by the Board of Directors is subject to the approval of the shareholders in the ensuing Annual General Meeting, except in case of interim dividend. During the year ended 31 March 2024, the Company has proposed final dividend of INR 1 per share (31 March 2023: INR 1 per share) to equity shareholders. In the event of liquidation of the Company, the holders of equity shares will be entitled to receive remaining net assets of the Company, after distribution of all preferential amounts in proportion to the number of equity shares held by the shareholders.

(c) Details of shareholders holding more than 5% shares in the Company :

Name of the shareholder	31st March 2024		31st March 2023	
	No. of Shares	% holding	No. of Shares	% holding
NSS Digital Media Limited	31,12,256	44.34	31,12,256	44.34
Keynote Trust	14,51,702	20.68	14,51,702	20.68
India Max Investment Fund Limited	5,61,348	8.00	5,61,348	8.00

Note : As per records of the company, including its register of shareholders/ members and other declarations received from shareholders regarding beneficial interest, the above shareholding represents both legal and beneficial ownerships of shares.

(d) For the period of five years immediately preceding the date at which the balance sheet is prepared:

- there are no shares allotted as fully paid pursuant to contract(s) without payment being received in cash.
- there are no shares allotted as fully paid up by way of bonus shares, and
- there are no shares bought back.

22 Other Equity	31st March 2024	31st March 2023
Securities premium		
Balance at the beginning of the year	2,306.48	2,306.48
Add / (Less) : Additions / (Deductions) during the year	-	-
Balance at the end of the year	2,306.48	2,306.48
General reserve		
Balance at the beginning of the year	133.92	133.92
Add / (Less) : Additions / (Deductions) during the year	-	-
Balance at the end of the year	133.92	133.92
Retained earnings		
Balance at the beginning of the year	3,029.26	3,039.47
Add / (Less) : Profit / (Loss) for the year	1,100.99	50.94
Add: Other comprehensive income for the year	(9.19)	9.02
	4,121.06	3,099.43
Less : Appropriations		
- Equity dividend	(70.18)	(70.18)
	(70.18)	(70.18)
	4,050.88	3,029.25
	6,491.28	5,469.65

ANNUAL REPORT 2023-24

Notes to the Standalone Ind AS financial statements

(Currency: Indian Rupees in Lakhs)

Notes:

- Securities premium is used to record the premium on issue of shares. It can be utilised only for limited purposes in accordance with the provisions of the Companies Act, 2013.
- The general reserve is a free reserve, retained from Company's profits and can be utilized upon fulfilling certain conditions in accordance with statute of the relevant Act / Law.
- Retained earnings represent the accumulated earnings net of losses if any made by the company over the financial years and after payment of dividend (including tax on dividend) and transfer to reserves.

23 Sale of services	For the Year ended 31st March 2024	For the Year ended 31st March 2023
Income from		
- Corporate finance	182.80	325.66
- ESOP advisory	8.83	23.20
- Merchant banking	1,495.83	194.76
- Debt advisory services	-	61.00
	<u>1,687.46</u>	<u>604.62</u>

24 Net gain on fair value changes	For the Year ended 31st March 2024	For the Year ended 31st March 2023
-----------------------------------	---------------------------------------	---------------------------------------

Net gain / (loss) on financial instruments measured at fair value through profit or loss

On trading portfolio		
- Equity shares	44.68	-
- Mutual funds	4.17	-
- Debt securities		
- Alternate investment funds		
	<u>48.84</u>	<u>-</u>

Total net gain / (loss) on financial instruments measured at fair value through profit or loss

- Realised gain / (loss)	48.84	-
- Unrealised gain / (loss)	729.24	-
	<u>778.08</u>	<u>-</u>

25 Other operating income	For the Year ended 31st March 2024	For the Year ended 31st March 2023
---------------------------	---------------------------------------	---------------------------------------

Reimbursement of expenses

- ESOP advisory	-	1.56
- Merchant banking	1.25	-
	<u>1.25</u>	<u>1.56</u>

26 Other income	For the Year ended 31st March 2024	For the Year ended 31st March 2023
-----------------	---------------------------------------	---------------------------------------

Interest income

- On financial assets measured at amortised cost		
- Interest on loans	31.97	38.56
- Interest on deposits with banks	0.97	0.70

26 Other income	For the Year ended 31st March 2024	For the Year ended 31st March 2023
-----------------	---------------------------------------	---------------------------------------

Dividend income

On financial assets measured at amortised cost

- Investments (refer note below)	14.52	14.52
----------------------------------	-------	-------

- On financial assets measured at fair value through profit or loss

- Investments	18.08	20.37
Net gain on foreign currency transaction and translation	-	-
Lease income & Finance Income	9.31	7.75
Recovery of common expenses from related parties (refer note 46(ii) and 59)	14.80	16.88
Sundry balances written back (net)	-	2.24
Miscellaneous income	1.92	-
Revesal of Provision	14.89	-
	<u>106.46</u>	<u>101.01</u>

Note : Includes dividend income earned from related parties INR 14,51,702 (P.Y: INR 14,51,702) (refer note 45(ii)) & Note 59)

27 Finance costs	For the Year ended 31st March 2024	For the Year ended 31st March 2023
------------------	---------------------------------------	---------------------------------------

On financial instruments measured at amortised cost

Interest on lease liabilities	0.40	0.46
	<u>0.40</u>	<u>0.46</u>

28 Fees and commission expense	For the Year ended 31st March 2024	For the Year ended 31st March 2023
--------------------------------	---------------------------------------	---------------------------------------

Portfolio Management Charges	35.69	9.06
	<u>35.69</u>	<u>9.06</u>

29 Net (gain) / loss on financial instruments measured at fair value through profit or loss	For the Year ended 31st March 2024	For the Year ended 31st March 2023
---	---------------------------------------	---------------------------------------

On trading portfolio		
- Equity shares	-	28.05
- Mutual funds	-	(14.16)
- Debt securities	-	-
- Alternate investment funds	-	-
	<u>-</u>	<u>13.89</u>

Total net (gain) / loss on financial instruments measured at fair value through profit or loss	For the Year ended 31st March 2024	For the Year ended 31st March 2023
--	---------------------------------------	---------------------------------------

- Realised (gain) / loss	-	15.15
- Unrealised (gain) / loss	-	(1.26)
	<u>-</u>	<u>13.89</u>

Notes to the Standalone Ind AS financial statements

(Currency: Indian Rupees in Lakhs)

	For the Year ended 31st March 2024	For the Year ended 31st March 2023
30 Employee benefits expense		
Salaries, wages and bonus	298.26	271.55
Contribution to provident fund and other funds (refer note 44(ii))	19.54	20.48
Gratuity (refer note 44(ii))	6.28	7.81
Compensated absences (refer note 44(iii))	-	(1.94)
Staff welfare expenses	7.07	8.48
	<u>331.16</u>	<u>306.39</u>
31 Depreciation and amortisation expense		
Depreciation on property, plant and equipment (refer note 11)	19.80	19.30
Depreciation on investment property (refer note 10)	0.11	0.11
Amortisation on right of use assets (refer note 47)	1.11	1.11
	<u>21.03</u>	<u>20.53</u>
32 Other expenses		
Advertisement and publicity	6.40	1.97
Rent, taxes and energy costs	12.58	7.26
Insurance	2.46	2.01
Repairs and maintenance	46.45	49.39
Travelling and conveyance	23.08	20.51
Office and administration expenses	3.66	4.42
Communication costs	2.26	4.09
Provision for Doubtful Debts	8.65	5.32
Printing and stationery	2.83	3.46
Legal and professional charges	138.58	134.64
Commission Expenses	431.96	-
Directors' fees and expenses	1.50	1.50
Auditors' fees and expenses (refer note 35)	7.50	5.00
Membership and subscription expenses	24.67	33.76
Net loss on foreign currency transaction and translation	-	(0.08)
Other expenditure	10.98	8.31
	<u>723.55</u>	<u>281.58</u>

33 Contingent liabilities and commitments
(I) Contingent liabilities

(to the extent not provided for)

Sr No	Particulars	As at	
		31st March 2024	31st March 2023
(i)	Demand in respect of income tax matters that may arise in respect of which the Company is in appeal (refer note (a) below)	12.65	28.59
(ii)	Claims against the Company not acknowledged as debts (refer note (b) below)	72.53	72.53
(iii)	Corporate guarantees given by the Company on behalf of its subsidiary (refer note (c) below)	1,500	1,500

(a) The Company is contesting the demands and the management, including its tax / legal advisors believe that its position will likely to be upheld in the appellate process. No provision has been recognised in the standalone Ind AS financial statements for the tax demands raised. The Company's Management based on its internal assessment and advice by its legal counsel believes that these income tax demands are not sustainable and expects to succeed in its appeal. Further, it is thereby determined by the management, that such demands will not have any material and adverse effect on the Company's financial position and results of operations.

In addition to the above, it is not practicable for the Company to estimate the timings of the cash flows, if any, in respect of the above pending resolution of the respective proceedings. The same would be determinable only on receipt of judgements/decisions pending with various forums / authorities.

(b) During previous year the Company had received a communication from the Ruby Mills Limited (premises in which the Company owns office space) requesting the Company to make the payment of Company's share of property tax payable to Brihanmumbai Mahanagar Palika amounting to INR 72,52,747 for the period between October 2011 to March 2021 of which 50% is payable by Keynote Capitals Limited, subsidiary company. The Company has represented to Brihanmumbai Mahanagar Palika on the grounds that the Company is entitled to exemption under Information Technology Policy of Government of Maharashtra as it has ITES registration in place besides there being discrepancy in the carpet area of its premises, basis which the share of such tax amounts to around INR 7,81,884 only. The Company has submitted relevant documents substantiating its submissions to the concerned Regulatory Authority. Accordingly, based on the calculations made by the Company, an amount of INR 3,90,997 has been paid to Brihanmumbai Mahanagar Palika (further amount of INR 3,90,997 is separately paid by the subsidiary company) and charged to standalone statement of profit & loss. Considering the pending response from the Brihanmumbai Mahanagar Palika, no further provision has been recognised by the Company.

(c) The Company has provided corporate guarantees aggregating to INR 15,00,00,000 (P.Y: INR 15,00,00,000) to the bankers of its subsidiary, Keynote Capitals Limited towards BSE & NSE operations.

(d) The Company does not expect any reimbursements in respect of the above contingent liabilities

(II) Capital commitments

Sr No	Particulars	As at	
		31st March 2024	31st March 2023
(i)	Estimated amount of contracts remaining to be executed on capital account and not provided for (net of advances)	-	-

There are no additional contingent liabilities & capital commitments, other than those disclosed above and the same is relied upon by the Auditor.

34 Segment Reporting

As per Ind AS 108 para 4, Segment has been disclosed in Consolidated Ind AS financial statements, hence no separate disclosure has been given in standalone Ind AS financial statements of the Company.

ANNUAL REPORT 2023-24

Notes to the Standalone Ind AS financial statements

(Currency: Indian Rupees in Lakhs)

35 Payments to the auditor (excluding applicable taxes)

Particulars	For the year ended	
	31st March 2024	31st March 2023
(a) As Auditor :		
- Statutory audit	2,50,000	2,50,000
- Tax audit	50,000	-
- Limited review fees	2,25,000	2,25,000
(b) In other Capacity :		
- Other services	1,85,000	10,000
- Reimbursement of expenses	39,646	15,000
	7,49,646	5,00,000

36 Earnings per share (EPS)

Basic and Diluted Earnings per share (EPS) computed in accordance with Ind AS 33 "Earnings per Share":

Sr No	Particulars	For the year ended	
		31st March 2024	31st March 2023
(I)	Profit / (loss) after tax as per statement of profit and loss	1,100.99	50.94
(II)	Weighted average number of equity shares	70.18	70.18
(III)	Earnings per share - Basic and Diluted (I / II)	15.69	0.73
(IV)	Face value per equity share	10	10

37 The provisions made during the year ended 31 March 2024 comprises of the following :

The Company has a process whereby periodically all long-term contracts (including derivative contracts, if any) are assessed for material foreseeable losses. At the year end, the Company has reviewed and ensured that adequate provision as required under any law / accounting standards for material foreseeable losses on such long-term contracts (including derivative contracts, if any) has been made in the books of account and the same has been disclosed as follows:

Particulars	As at	Opening Balance	Provisions made during the year	Payments / reversals during the year	Closing Balance
	31st March 2023	11.44	23.98	25.92	9.50
Gratuity	31st March 2024	37.85	15.47	25.16	28.16
	31st March 2023	43.07	7.81	13.03	37.85
Compensated absences	31st March 2024	5.38	-	5.38	0.00
	31st March 2023	7.33	-	1.94	5.38
Expected credit losses / Impairment loss allowance	31st March 2024	6.54	8.65	3.28	11.90
	31st March 2023	18.11	5.32	16.89	6.54

38 Details of dues to micro, small and medium enterprises as defined under MSMED Act, 2006 :

The Company has amounts due to suppliers under The Micro, Small and Medium Enterprises Development Act, 2006, (MSMED Act, 2006) as at 31 March 2024. The disclosure pursuant to the said Act is as under:

Sr No	Particulars	As at	
		31st March 2024	31st March 2023
(i)	Principal amount due to suppliers under MSMED Act,2006 as at the year end	-	-
(ii)	Interest accrued and due to suppliers under MSMED Act,2006 on the above amount as at the year end; and unpaid	-	-

Sr No	Particulars	As at	
		31st March 2024	31st March 2023
(iii)	Payment made to suppliers (other than interest) beyond the appointed day during the year	-	-
(iv)	Interest paid to suppliers under MSMED Act,2006 (Section 16)	-	-
(v)	Interest paid to suppliers under MSMED Act,2006 (other than Section 16)	-	-
(vi)	Interest due and payable towards suppliers under MSMED Act,2006 Act for payments already made	-	-
(vii)	Interest accrued and remaining unpaid at the end of the year to suppliers under MSMED Act,2006	-	-
(viii)	Amount of further interest remaining due and payable even in the succeeding years	-	-

Disclosure of payable to vendors as defined under the "Micro, Small and Medium Enterprise Development Act, 2006" is based on the information available with the Company regarding the status of registration of such vendors under the said Act, as per the intimation received from them on requests made by the Company. There are no overdue principal amounts / interest payable amounts for delayed payments to such vendors at the Balance Sheet date. There are no delays in payment made to such suppliers during the year or for any earlier years and accordingly there is no interest paid or outstanding interest in this regard in respect of payment made during the year or on balance brought forward from previous year.

39 Assets pledged as security

Particulars	As at	
	31st March 2024	31st March 2023
Carrying amounts of assets pledged as security for borrowings	-	-

There are no assets pledged as security for borrowings other than those disclosed above and the same is relied upon by the Auditor.

40 Expenditure in foreign currency

Particulars	For the year ended	
	31st March 2024	31st March 2023
Travelling and conveyance	3.07	7.27
Total	3.07	7.27

41 Income in foreign currency

Particulars	For the year ended	
	31st March 2024	31st March 2023
Income from sale of services	16.65	2.00
Total	16.65	2.00

42 Unhedged foreign currency exposures

Particulars	Foreign currency	Amount in Foreign currency		Amount in INR	
		As at		As at	
		31st March 2024	31st March 2023	31st March 2024	31st March 2023
Trade receivables	USD	-	0.01	-	0.92
Trade receivables	SGD	-	-	-	0
Advances from customers	USD	-	-	-	0

Notes to the Standalone Ind AS financial statements

(Currency: Indian Rupees in Lakhs)

43 Revenue from Contracts with Customers
(a) Disaggregation of revenue into operating segments :

The table below presents disaggregate revenues from contracts with customers. The Company believes that this disaggregation best depicts how the nature, amount, timing and uncertainty of revenue and cash flows are affected by market and other economic factors.

Operating Segment	For the year ended	
	31st March 2024	31st March 2023
Corporate finance	182.80	325.66
ESOP advisory	8.83	24.76
Merchant banking	1,497.08	194.76
Debt advisory	-	61.00
Total	1,688.71	606.18

(b) Geographical markets

Particulars	For the year ended	
	31st March 2024	31st March 2023
India	1,673.06	604.18
Outside India	16.65	2.00
Total	1,688.71	606.18

(c) Relation with customers

Particulars	For the year ended	
	31st March 2024	31st March 2023
Related party	-	-
Non-related party	1,688.71	606.18
Total	1,688.71	606.18

(d) Timing of revenue recognition

Particulars	For the year ended	
	31st March 2024	31st March 2023
Services transferred at a point in time	1,686.96	604.18
Services transferred over time	1.75	2.00
Total	1,688.71	606.18

(e) Reconciliation of revenue from operations

Particulars	For the year ended	
	31st March 2024	31st March 2023
Revenue as per Contracted price	1,688.71	606.18
Less: Adjustments during the year (refer notes below)	-	-
Revenue from operations	1,688.71	606.18

Notes:

- Due to Company's nature of business and the type of contracts entered with the customers, the Company does not have any difference between the amount of revenue recognised in the standalone statement of profit and loss and the contracted price.
- The Company satisfies its performance obligations on completion of the corresponding services provided to its customers. The payments on these contracts are due on completion of the respective services. The contracts do not contain significant financing component and the consideration is not variable.

(f) Amount of revenue recognised from

Particulars	For the year ended	
	31st March 2024	31st March 2023
Amounts included in contract liabilities at the beginning of the year	107.15	90.25
Performance obligation satisfied in previous year (arising out of contract modifications)	-	-

(f) Contract balances

Particulars	As at	
	31st March 2024	31st March 2023
Contract liabilities	33.00	107.15
Total	33.00	107.15

Note: The contract liability relates to payments received in advance (initial acceptance fees) of performance under the contract. Further, the contract liabilities are recognised as revenue as / or when we perform under the contract. In situations where there is no further progress on the mandate, the initial acceptance fees so received, is treated as income after a period of 12 months from the date of raising of debit note

(g) Movement in contract liability during the year

Particulars	As at	
	31st March 2024	31st March 2023
Contract liability at the beginning of the year	107.15	90.25
Contract liability at the end of the year	33.00	107.15
Net increase / (decrease)	(74.15)	16.90

(h) Movement in Expected Credit Loss (impairment loss allowance) during the year for contract assets

Particulars	As at	
	31st March 2024	31st March 2023
Opening balance	6.54	18.11
Provision / (reversals) (net) towards credit impaired receivables	5.36	(11.57)
Closing balance	11.90	6.54

(i) Remaining performance obligation

The aggregate value of performance obligations pertaining to completely or partially unsatisfied contracts as at 31 March 2024 was INR 10.50 lakhs (P.Y: 188.60 lakhs). The Company's expects that these unsatisfied performance obligation will be recognised as revenue in the subsequent financial years.

44 Employee benefits plans

Disclosure pursuant to Ind AS -19 "Employee Benefits" is given as below:

(i) Defined Contribution Plans:

Contribution to defined contribution plans, recognised as expense under Note 31 - "Employee benefits expense" in the standalone Ind AS financial statements, for the year is as under:

Particulars	For the year ended	
	31st March 2024	31st March 2023
Employers' Contribution to Provident Fund	19.36	20.29
Employers' Contribution to Employees State Insurance Scheme	0.19	0.18

(ii) Defined Benefit Plans:
Gratuity

The Company's defined benefit gratuity plan requires contributions to be made to a separately administered fund. The gratuity plan is funded with Life Insurance Corporation of India (LIC). The gratuity plan is governed by the Payment of Gratuity Act, 1972. Under the act, employee who has completed five years of service is entitled to specific benefit. The level of benefits provided depends on the member's length of service and salary at retirement age. The following tables summarise the components of net benefit expense recognised in the statement of profit or loss / other comprehensive income and the funded status and amounts recognised in the balance sheet for the gratuity benefit plan :

ANNUAL REPORT 2023-24

Notes to the Standalone Ind AS financial statements

(Currency: Indian Rupees in Lakhs)

(I) Table Showing Change in the Present Value of Projected Benefit Obligation

Particulars	As at	
	31st March 2024	31st March 2023
Present Value of Benefit Obligation at the Beginning of the Period	45.52	50.57
Interest Cost	3.36	3.49
Current Service Cost	3.48	4.84
Past Service Cost	-	-
Liability Transferred In/ Acquisitions	-	-
(Liability Transferred Out/ Divestments)	-	-
(Gains)/ Losses on Curtailment	-	-
(Liabilities Extinguished on Settlement)	-	-
(Benefit Paid Directly by the Employer)	(24.23)	-
(Benefit Paid From the Fund)	-	(1.38)
The Effect of changes in Foreign Exchange Rates	-	-
Actuarial (Gains)/Losses on Obligations - Due to Change in Demographic Assumptions	-	-
Actuarial (Gains)/Losses on Obligations - Due to Change in Financial Assumptions	0.40	(6.98)
Actuarial (Gains)/Losses on Obligations - Due to Experience	8.86	(5.02)
Present Value of Benefit Obligation at the End of the Period	37.40	45.52

(II) Table Showing Change in the Fair Value of Plan Assets

Particulars	As at	
	31st March 2024	31st March 2023
Fair Value of plan assets at the Beginning of the period	7.67	7.50
Interest Income	0.57	0.52
Contributions by the Employer	0.94	0.98
Expected Contributions by the employees	-	-
Assets Transferred In/ Acquisitions	-	-
(Assets Transferred Out/ Divestments)	-	-
(Benefit Paid From the Fund)	-	(1.38)
(Assets distributed on settlement)	-	-
(Expenses and tax for managing the Benefit Obligation - paid from the fund)	-	-
Effects of Asset Ceiling	-	-
The Effect of changes in Foreign Exchange Rates	-	-
Return on Plan Assets, excluding interest income	0.07	0.05
Fair Value of plan assets at the End of the Period	9.24	7.67

(III) Amount Recognised in the Balance Sheet

Particulars	As at	
	31st March 2024	31st March 2023
(Present Value of Benefit Obligation at the end of the Period)	(37.40)	(45.52)
Fair Value of Plan Assets at the end of the Period	9.24	7.67
Funded Status (Surplus / (Deficit))	(28.16)	(37.85)
Net (Liability) / Asset Recognised in the Balance Sheet	(28.16)	(37.85)

(IV) Net Interest Cost for Current Period

Particulars	As at	
	31st March 2024	31st March 2023
Present Value of Benefit Obligation at the Beginning of the Period	45.52	50.57
(Fair Value of Plan Assets at the Beginning of the Period)	(7.67)	(7.50)
Net Liability/(Asset) at the Beginning	37.85	43.07
Interest Cost	3.36	3.49
(Interest Income)	(0.57)	(0.52)
Net Interest Cost for Current Period	2.80	2.97

(V) Expenses Recognised in the Statement of Profit or Loss for Current Period

Particulars	As at	
	31st March 2024	31st March 2023
Current Service Cost	3.48	4.84
Net Interest Cost	2.80	2.97
Past Service Cost	-	-
(Expected Contributions by the Employees)	-	-
(Gains)/Losses on Curtailments And Settlements	-	-
Net Effect of Changes in Foreign Exchange Rates	-	-
Expense recognised in the Statement of Profit or Loss	6.28	7.81

(VI) Expenses Recognised in the Other Comprehensive Income (OCI) for Current Period

Particulars	As at	
	31st March 2024	31st March 2023
Actuarial (Gains)/ Losses on Obligations for the Period	9.26	(12.01)
Return on Plain assets, excluding interest income	(0.07)	(0.05)
Changes in Asset Ceiling	-	-
Net (Income)/Expense for the period recognised in OCI	9.19	(12.06)

Notes to the Standalone Ind AS financial statements

(Currency: Indian Rupees in Lakhs)

(VII) Balance Sheet Reconciliation

Particulars	As at	
	31st March 2024	31st March 2023
Opening Net Liability	37.85	43.07
Expenses Recognised in Statement of Profit or Loss	6.28	7.81
Expenses Recognised in OCI	9.19	(12.06)
Net Liability/(Asset) Transfer In	-	-
Net (Liability)/Asset Transfer Out	-	-
(Benefit Paid Directly by the Employer)	(24.23)	-
(Employer's Contribution)	(0.94)	(0.98)
Net Liability/(Asset) Recognised in the Balance Sheet	28.16	37.85

(VIII) Category of Assets

Particulars	As at	
	31st March 2024	31st March 2023
Government of India Assets	-	-
State Government Securities	-	-
Special Deposits Scheme	-	-
Debt Instruments	-	-
Corporate Bonds	-	-
Cash and Cash Equivalents	-	-
Insurance fund	9.24	7.67
Asset-Backed Securities	-	-
Structured Debt	-	-
Other	-	-
Total	9.24	7.67

(IX) Other Details

Particulars	For the year ended	
	31st March 2024	31st March 2023
No of Active Members	22	22
Per Month Salary For Active Members	11.77	13.16
Method of valuation	Projected Unit Credit Method	Projected Unit Credit Method
Average age	40.59 years	43.25 years
Average past service	10.50 years	12.10 years
Weighted Average Duration of the Projected Benefit Obligation	7	7
Average Expected Future Service	8	7
Projected Benefit Obligation	37.40	45.51
Prescribed Contribution For Next Year (12 Months)	11.77	13.16

(X) Maturity Analysis of the Benefit Payments

Particulars	As at	
	31st March 2024	31st March 2023
Projected Benefits Payable in Future Years From the Date of Reporting:		
1st Following Year	2.12	3.06
2nd Following Year	2.12	3.01
3rd Following Year	2.28	2.96
4th Following Year	2.37	3.00
5th Following Year	2.39	3.00
Sum of Years 6 To 10	30.64	43.06
Sum of Years 11 and above	18.84	16.80

(XI) Sensitivity Analysis

Particulars	For the year ended	
	31st March 2024	31st March 2023
Projected Benefit Obligation on Current Assumptions	37.40	45.51
Delta Effect of +1% Change in Rate of Discounting	(2.13)	(2.63)
Delta Effect of -1% Change in Rate of Discounting	2.33	2.87
Delta Effect of +1% Change in Rate of Salary Increase	2.36	2.19
Delta Effect of -1% Change in Rate of Salary Increase	(2.19)	(2.02)
Delta Effect of +1% Change in Rate of Employee Turnover	0.13	0.46
Delta Effect of -1% Change in Rate of Employee Turnover	(0.14)	(0.49)

(XII) Weighted Average assumptions used

Particulars	For the year ended	
	31st March 2024	31st March 2023
Discount Rate	7.21%	7.39%
Salary Escalation Rate	5.00%	5.00%
Attrition Rate (for all service groups)	5.00%	5.00%
Expected Rate of Return on Plan Assets	7.21%	7.39%
Retirement age	60 Years	60 Years
Vesting period	5 years	5 years
Mortality Rate during employment	Indian Assured Lives Mortality (2012-14) Ult	Indian Assured Lives Mortality (2012-14) Ult
Mortality Rate after employment	N.A.	N.A.

Notes:

- The Company has a defined benefit gratuity plan in India (funded). The company's defined benefit gratuity plan is a final salary plan for employees, which requires contributions to be made to a separately administered fund. The fund is managed by a trust which is governed by the Board of Trustees. The Board of Trustees are responsible for the administration of the plan assets and for the definition of the investment strategy. A separate trust fund is created to manage the Gratuity plan and the contributions towards the trust fund is done as guided by rule 103 of Income Tax Rules, 1962.

2. Risks associated with defined benefit plan

Gratuity is a defined benefit plan and company is exposed to the following risks:

- Investment risk** : The present value of the defined benefit plan liability is calculated using a discount rate which is determined by reference to market yields at the end of the reporting period on government bonds. If the return on plan asset is below this rate, it will create a plan deficit. Currently, for the plan in India, it has a relatively balanced mix of investments in government securities, and other debt instruments.
- Interest rate risk** : A fall in the discount rate which is linked to the G. Sec. Rate will increase the present value of the liability requiring higher provision. A fall in the discount rate generally increases the mark to market value of the assets depending on the duration of asset.

ANNUAL REPORT 2023-24

Notes to the Standalone Ind AS financial statements

(Currency: Indian Rupees in Lakhs)

- (c) **Asset Liability Matching (ALM) Risk** : The plan faces the ALM risk as to the matching cash flow. Since the plan is invested in lines of Rule 101 of Income Tax Rules, 1962, this generally reduces ALM risk.
- (d) **Salary risk** : The present value of the defined benefit plan liability is calculated by reference to the future salaries of members. As such, an increase in the salary of the members more than assumed level will increase the plan's liability.
- (e) **Mortality risk**: Since the benefits under the plan is not payable for life time and payable till retirement age only, plan does not have any longevity risk.
- (f) **Concentration Risk**: Plan is having a concentration risk as all the assets are invested with the insurance company and a default will wipe out all the assets. Although probability of this is very less as insurance companies have to follow regulatory guidelines.
3. During the year, there were no plan amendments, curtailments and settlements.
4. The estimate of future salary increase takes into account inflation, seniority, promotion and other relevant factors.
5. Discount rate is based on the prevailing market yields of Indian Government Bonds as at the Balance Sheet date for the estimated term of the obligation
- (iii) **Other Long-term employee benefits:**
Notes:
1. The estimate of future salary increase takes into account inflation, seniority, promotion and other relevant factors.
2. Discount rate is based on the prevailing market yields of Indian Government Securities as at the Balance Sheet date for the estimated term of the obligation.
- 45 Disclosures as required by Indian Accounting Standard (Ind AS) 24 - Related Party Disclosures**
 Disclosure of related parties/related party transactions pursuant to Ind AS 24 - "Related Party Disclosures" are as follows:

(ii) Transactions with related parties:

Particulars	Name of the related party	Enterprise where control exist		Key Managerial Personnel / Relatives of key managerial personnel		Enterprise over which Key Managerial Personnel / Relatives of Key Managerial Personnel exercise significant influence		Total	
		31 March 2024	31 March 2023	31 March 2024	31 March 2023	31 March 2024	31 March 2023	31 March 2024	31 March 2023
For the year ended									
Receiving of services	Keynote Capitals Limited	399.97	-	-	-	-	-	399.97	-
Receiving of services	Concept Communication Limited	-	-	-	-	0.94	1.20	0.94	1.20
		-	-	-	-	0.94	1.20	0.94	1.20
Managerial Remuneration	Mrs. Rinku Suchanti	-	-	43.74	39.00	-	-	43.74	39.00
Managerial Remuneration	Mr. Vineet Suchanti	-	-	60.00	53.60	-	-	60.00	53.60
Managerial Remuneration	Mr. Uday S. Patil	-	-	-	-	-	-	-	-
Remuneration	Ms. Renita Crasto	-	-	-	4.34	-	-	-	4.34
Remuneration	Ms. Simran Kashela	-	-	8.79	1.71	-	-	8.79	1.71
		-	-	112.53	98.65	-	-	112.53	98.65
Professional Charges	Mr. Uday S. Patil	-	-	41.60	43.20	-	-	41.60	43.20
		-	-	41.60	43.20	-	-	41.60	43.20
Dividend paid	Keynote Trust	14.52	14.52	-	-	-	-	14.52	14.52
Dividend paid	Mrs. Pushpa Suchanti	-	-	1.32	1.32	-	-	1.32	1.32

KEYNOTE FINANCIAL SERVICES LIMITED

Notes to the Standalone Ind AS financial statements

(Currency: Indian Rupees in Lakhs)

Particulars	Name of the related party	Enterprise where control exist		Key Managerial Personnel / Relatives of key managerial personnel		Enterprise over which Key Managerial Personnel / Relatives of Key Managerial Personnel exercise significant influence		Total	
		31 March 2024	31 March 2023	31 March 2024	31 March 2023	31 March 2024	31 March 2023	31 March 2024	31 March 2023
For the year ended									
		31 March 2024	31 March 2023	31 March 2024	31 March 2023	31 March 2024	31 March 2023	31 March 2024	31 March 2023
Dividend paid	Mrs. Rinku Suchanti	-	-	0.04	0.04	-	-	0.04	0.04
Dividend paid	Mr. Vineet Suchanti	-	-	0.12	0.12	-	-	0.12	0.12
Dividend paid	Mr. Vivek Suchanti	-	-	0.49	0.49	-	-	0.49	0.49
Dividend paid	Mr. Nirmal Suchanti	-	-	1.18	1.18	-	-	1.18	1.18
Dividend paid	Concept Production Limited	-	-	-	-	2.42	2.42	2.42	2.42
Dividend paid	NSS Digital Media Limited	-	-	-	-	31.12	31.12	31.12	31.12
Dividend paid	Nirmal Suchanti - HUF	-	-	-	-	2.82	2.82	2.82	2.82
		14.52	14.52	3.15	3.15	36.36	36.36	54.03	54.03
Dividend received	Keynote Trust	14.52	14.52	-	-	-	-	14.52	14.52
		14.52	14.52	-	-	-	-	14.52	14.52
Interest received	Concept Communication Ltd	-	-	-	-	-	7.51	-	7.51
Interest received	Keynote Fincorp Ltd	0.62	0.16	-	-	-	-	0.62	0.16
Interest received	Maple Leaf Trading and Services Ltd	5.13	-	-	-	-	-	5.13	-
		5.13	-	-	-	-	-	5.13	-
Loans and deposits given	Keynote Fincorp Ltd	-	500.00	-	-	-	-	-	500.00
Loans and deposits given	Concept Communication Ltd	-	-	-	-	-	500.00	-	500.00
Loans and deposits given	Maple Leaf Trading and Services Ltd	-	-	-	-	300.00	-	300.00	-
		-	-	-	-	300.00	-	300.00	-
Loans and deposits repaid	Concept Communication Ltd	-	-	-	-	-	500.00	-	500.00
Loans and deposits repaid	Keynote Fincorp Ltd	500.00	-	-	-	-	-	500.00	-
Loans and deposits repaid	Maple Leaf Trading and Services Ltd	-	-	-	-	300.00	-	300.00	-
		-	-	-	-	300.00	-	300.00	-
Reimbursement of expenses	Keynote Trust	-	-	-	-	-	-	-	-
Reimbursement of expenses	Keynote Capitals Limited	11.19	5.33	-	-	11.19	5.33	-	-
Recovery of expenses	Mr. Uday S. Patil	-	-	-	0.03	-	-	-	0.03
Reimbursement of expenses	Mr. Vineet Suchanti	-	-	0.03	0.03	-	-	0.03	0.03
Recovery of expenses	Mrs. Rinku Suchanti	-	-	0.03	0.03	-	-	0.03	0.03
		11.19	5.33	0.05	0.08	-	-	11.24	5.41
Recovery of expenses	Keynote Capitals Limited	14.80	16.88	-	-	-	-	14.80	16.88
		14.80	16.88	-	-	-	-	14.80	16.88

ANNUAL REPORT 2023-24

Notes to the Standalone Ind AS financial statements

(Currency: Indian Rupees in Lakhs)

Particulars	Name of the related party	Enterprise where control exist		Key Managerial Personnel / Relatives of key managerial personnel		Enterprise over which Key Managerial Personnel / Relatives of Key Managerial Personnel exercise significant influence		Total	
		31 March 2024	31 March 2023	31 March 2024	31 March 2023	31 March 2024	31 March 2023	31 March 2024	31 March 2023
For the year ended									
(iii) Balances outstanding as at the year end									
Payables	Mrs. Rinku Suchanti	-	-	7.74	1.94	-	-	7.74	1.94
Payables	Mr. Vineet Suchanti	-	-	8.79	2.61	-	-	8.79	2.61
Payables	Ms. Simran Kashela	-	-	1.83	0.54	-	-	1.83	0.54
Payables	Mr. Uday S. Patil	-	-	3.46	-	-	-	3.46	-
Payables	Keynote Capitals Limited	420.64	-	-	-	-	-	420.64	-
		420.64	-	21.82	5.09	-	-	442.46	5.09
Receivables	Keynote Capitals Limited	33.74	8.67	-	-	-	-	33.74	8.67
Receivables	Keynote Trust	10.64	7.74	-	-	-	-	10.64	7.74
Receivables	Keynote Capitals Limited	-	-	-	-	-	-	-	-
		44.38	16.41	-	-	-	-	44.38	16.41
Investment in equity shares	Keynote Capitals Limited	1,755.00	1,755.00	-	-	-	-	1,755.00	1,755.00
	Keynote Fincorp Limited	375.00	375.00	-	-	-	-	375.00	375.00
	Keynote Trust (Holding equity shares of and on behalf of Keynote Financial Services Limited)	129.71	129.71	-	-	-	-	129.71	129.71
		2,259.71	2,259.71	-	-	-	-	2,259.71	2,259.71
Corpus Fund	Keynote Trust	0.20	0.20	-	-	-	-	0.20	0.20
		0.20	0.20	-	-	-	-	0.20	0.20
(iv) Contingent liabilities									
Particulars	Name of the related party	Enterprise where control exist		Key Managerial Personnel / Relatives of key managerial personnel		Enterprise over which Key Managerial Personnel / Relatives of Key Managerial Personnel exercise significant influence		Total	
		31 March 2024	31 March 2023	31 March 2024	31 March 2023	31 March 2024	31 March 2023	31 March 2024	31 March 2023
For the year ended									
Corporate guarantee given	Keynote Capitals Limited	1,500	1,500	-	-	-	-	1,500	1,500
		1,500	1,500	-	-	-	-	1,500	1,500

46 Tax expense

The Company pays taxes according to the rates applicable in India. Most taxes are recorded in the income statement and relate to taxes payable for the reporting period (current tax), but there is also a charge or credit relating to tax payable for future periods due to income or expenses being recognised in a different period for tax and accounting purposes (deferred tax).

The Company provides for current tax according to the tax laws of India using tax rates that have been enacted or substantively enacted by the balance sheet date. Management periodically evaluates positions taken in tax returns in respect of situations in which applicable tax regulation is subject to interpretation. It establishes provisions, where appropriate, on the basis of amounts expected to be paid to the tax authorities.

Deferred tax is provided on temporary differences at the reporting date between the tax bases of assets and liabilities and their carrying amounts for financial reporting purposes. Deferred tax is recognised in respect of all temporary differences that have originated but not reversed at the balance sheet date, where transactions or events that result in an obligation to pay more tax in the future or a right to pay less tax in the future have occurred at the balance sheet date. A deferred tax asset is recognised when it is considered recoverable and therefore recognised only when, on the basis of all available evidence, it can be regarded as probable that there will be suitable taxable profits against which to recover carried forward tax losses and from which the future reversal of underlying temporary differences can be deducted. Deferred tax is measured at the average tax rates that are

Notes to the Standalone Ind AS financial statements

(Currency: Indian Rupees in Lakhs)

expected to apply in the periods in which the temporary differences are expected to reverse, based on tax rates and laws that have been enacted or substantively enacted by the Balance sheet date.

Disclosure pursuant to Ind AS 12 "Income Taxes" are as follows:

(a) Tax expense / (credit) recognised in the Statement of Profit and Loss

Particulars	For the year ended	
	31st March 2024	31st March 2023
Current tax		
Current Tax on taxable income for the year	178.53	27.49
Taxation for earlier years	-	-
Total current tax expense - (A)	178.53	27.49
Deferred tax		
Minimum alternate tax (MAT)	-	-
Deferred tax charge / (credit)	181.90	(3.14)
Total deferred income tax expense / (credit) - (B)	181.90	(3.14)
Total income tax expense / (credit) (A+B)	360.43	24.36

(b) Reconciliation of the income tax expenses to the amount computed by applying the statutory income tax rate to the profit before income taxes is summarised below:

Particulars	For the year ended	
	31st March 2024	31st March 2023
Profit / (loss) before tax	1,461	75
Enacted income tax rate in India applicable to the Company	25.17%	25.17%
Current tax expenses on Profit / (loss) before tax expenses at the enacted income tax rate in India	367.81	18.95
Tax effect of the amounts which are not deductible/(taxable) in calculating taxable income		
Fair valuation of financial instruments (net)	183.53	0.32
Income not subject to tax or chargeable at lower rate	12.29	15.15
Taxation for earlier years	-	-
Other disallowances (net)	(17.30)	12.02
Current tax provision (A)	178.53	27.49
Deferred tax liability on account of depreciation & amortisation of property, plant and equipment and intangible assets as per books and Income Tax Act, 1961	(6.01)	(104.24)
Deferred tax liability / (asset) on account of financial instruments and other temporary differences (net)	187.91	101.10
Minimum alternate tax credit entitlement / (utilisation)	-	-
Total deferred income tax expense / (credit) (B)	181.90	(3.14)
Total income tax expense / (credit) (A+B)	360.43	24.36

(c) Deferred tax

(i) The components of deferred tax liabilities / assets (net) are as follows:

Particulars	As at	
	31st March 2024	31st March 2023
Deferred tax liabilities		
Depreciation and amortisation on Property, plant and equipment and intangible assets as per books and Income Tax Act, 1961	98.22	104.24
Unrealised net gain on fair value changes	259.47	75.94
Other temporary differences	0.17	0.12
Gross deferred tax liabilities (A)	357.86	180.30
Deferred tax assets		
Disallowance u/s 43B of the Income Tax Act, 1961	9.97	13.27
Allowance on impairment	-	1.77
Unrealised net loss on fair value changes	-	-
Other temporary differences	1.58	0.84
Gross deferred tax assets (B)	11.55	15.88
MAT credit entitlements (net) (C)	-	-
Deferred tax liabilities (net) (A-B-C)	346.31	164.42

(ii) The movement in deferred tax assets and liabilities during the year ended 31 March 2023 and 31 March 2024 are as follows:

(a) Net deferred tax charge / (credit) recorded in statement of profit and loss

Particulars	For the year ended	
	31st March 2024	31st March 2023
Depreciation and amortisation on Property, plant and equipment as per books and Income Tax Act, 1961	(6.02)	(7.81)
Unrealised net gain / (loss) on fair value changes	183.53	0.11
Disallowance u/s 43B of the Income Tax Act, 1961	3.30	0.89
Allowance on impairment losses	1.77	3.40
Other temporary differences	(0.69)	0.27
MAT credit (entitlements)/ utilisation (net)	-	-
Net deferred tax charge / (credit) recorded in statement of profit and loss	181.89	(3.14)

(b) Net deferred tax charge / (credit) recorded in the Statement of Other Comprehensive Income (OCI)

Particulars	For the year ended	
	31st March 2024	31st March 2023
Disallowance u/s 43B of the Income Tax Act, 1961	-	3.04
Net deferred tax charge / (credit) recorded in statement of OCI	-	3.04

ANNUAL REPORT 2023-24

Notes to the Standalone Ind AS financial statements

(Currency: Indian Rupees in Lakhs)

47 Leases

On 30 March 2019, the Ministry of Corporate Affairs notified Ind AS 116 'Leases'.

Ind AS 116 is effective for accounting periods beginning on or after 1 April 2019. The new standard required lessees to recognize leases on their balance sheets and use a single accounting model for all leases, with certain exemptions. Basis above requirement, effective from 1 April 2019 onwards, the Company adopted Ind AS 116, Leases and applied the standard to all lease contracts existing on 1 April 2019 using the "Full Retrospective Approach" on the date of initial application.

Consequently, the Company recorded the lease liability at the present value of the lease payments discounted at the incremental borrowing rate and the Right-of-Use (ROU) asset at its carrying amount as if the standard had been applied since the commencement date of the lease, but discounted at the Company's incremental borrowing rate at the date of initial application.

Payments associated with short-term leases are recognised on a straight-line basis as an expense in profit or loss. Short-term leases are leases with a lease term of 12 months or less.

The effect of this adoption is insignificant on the profit/(loss) before tax, profit/(loss) for the year and earnings per share. Ind AS 116 has resulted in an increase in cash inflows from operating activities and an increase in cash outflows from financing activities on account of lease payments.

The following is the summary of practical expedients elected on initial application :

1. Applied a single discount rate to a portfolio of leases of similar assets in similar economic environment with a similar end date
2. Applied the exemption not to recognize ROU assets and liabilities for leases with less than 12 months of lease term on the date of initial application

The Company has excluded the initial direct costs from the measurement of the ROU asset at the date of initial application, owing to practical expedients elected on initial application.

The weighted average incremental borrowing rate applied to lease liabilities was 12% p.a.

(i) The movements in the carrying value of ROU assets are as follows:

Particulars	Office Premises
Gross block	
Balance as at 1 April 2022	6.16
Additions	-
Terminations / modifications	-
Balance as at 31 March 2023	6.16
Balance as at 1 April 2023	6.16
Additions	-
Terminations / modifications	-
Balance as at 31 March 2024	6.16
Accumulated depreciation	
Balance as at 1 April 2022	3.11
Additions	1.11
Terminations / modifications	-
Balance as at 31 March 2023	4.22
Balance as at 1 April 2023	4.22
Additions	1.11
Terminations / modifications	-
Balance as at 31 March 2024	5.33
Net block as at 31 March 2023	1.94
Net block as at 31 March 2024	0.83

The aggregate amortisation expense on ROU assets is included under Note 32 - "Depreciation and amortisation expense" in the Standalone Ind AS Statement of Profit and Loss

(ii) The following is the movement in lease liabilities are as follows:

Particulars	Amount (INR)
Balance as at 1 April 2022	3.11
Additions	-
Terminations	-
Finance expense	0.32
Payment of lease liabilities	(1.29)
Balance as at 31 March 2023	2.14
Balance as at 1 April 2023	2.14
Additions	-
Terminations	-
Finance expense	0.30
Payment of lease liabilities	(1.45)
Balance as at 31 March 2024	0.99

(iii) The details of the contractual maturities of lease liabilities as at 31 March 2024 on an undiscounted basis are as follows:

Tenure	As at	
	31 March 2024	31 March 2023
Less than one year	1.04	1.33
One to five years	-	1.38
More than 5 years	-	-
Total	1.04	2.71

The Company does not face a significant liquidity risk with regard to its lease liabilities as the current assets are sufficient to meet the obligations related to lease liabilities as and when they fall due.

(iv) Rental expenses for short-term leases and low value assets

The Company incurred NIL for the year ended 31 March 2024 (P.Y: NIL) towards expenses relating to short-term leases and leases of low-value assets or for any of variable lease payments for any of the reporting year.

(v) Rental income

Tenure	For the year ended	
	31 March 2024	31 March 2023
Rental income on assets given on operating leases to other parties	9.31	7.75

(vi) Future lease commitments

Leases not yet commenced to which Company is committed aggregates to NIL (P.Y: NIL).

(vii) Sub lease income / expense

The Company has not earned or expensed any rentals under sub-lease contractual arrangements during the current year (P.Y: NIL).

KEYNOTE FINANCIAL SERVICES LIMITED

Notes to the Standalone Ind AS financial statements

(Currency: Indian Rupees in Lakhs)

48 Fair value measurement

(i) Carrying amount and fair values of financial assets and financial liabilities, including quantitative disclosure fair value measurement hierarchy as at 31 March 2024

Particulars	Carrying amount as at 31 March 2024				Fair value as at 31 March 2024			
	FVTPL	FVOCI	Amortised cost	Total	Level 1	Level 2	Level 3	Total
Financial assets								
Cash and cash equivalents	-	-	90.00	90.00	-	-	-	-
Bank balances other than cash and cash equivalents	-	-	17.62	17.62	-	-	-	-
Receivables								
- Trade receivables	-	-	656.09	656.09	-	-	-	-
- Other receivables	-	-	48.49	48.49	-	-	-	-
Loans	4.51	-	128.92	133.44	-	-	4.51	4.51
Investments	4,166.22	-	2,334.91	6,501.13	4,166.22	-	-	4,166.22
Other financial assets	0.92	-	0.45	1.37	-	-	0.92	0.92
Total - Financial assets	4,171.66	-	3,276.48	7,448.14	4,166.22	-	5.43	4,171.66
Financial liabilities								
Payables								
Trade payables								
- total outstanding dues of micro enterprises and small enterprises	-	-	-	-	-	-	-	-
- total outstanding dues of creditors other than micro enterprises and small enterprises	-	-	0.54	0.54	-	-	-	-
Other payables								
- total outstanding dues of micro enterprises and small enterprises	-	-	-	-	-	-	-	-
- total outstanding dues of creditors other than micro enterprises and small enterprises	-	-	488.82	488.82	-	-	-	-
Deposits	1.97	-	-	1.97	-	-	1.97	1.97
Lease liabilities	-	0.99	0.99	-	-	-	-	-
Other financial liabilities	-	-	33.47	33.47	-	-	-	-
Total - Financial liabilities	1.97	-	523.82	525.79	-	-	1.97	1.97

(ii) Carrying amount and fair values of financial assets and financial liabilities, including quantitative disclosure fair value measurement hierarchy as at 31 March 2023

Particulars	Carrying amount as at 31 March 2023				Fair value as at 31 March 2023			
	FVTPL	FVOCI	Amortised cost	Total	Level 1	Level 2	Level 3	Total
Financial assets								
Cash and cash equivalents	-	-	113.82	113.82	-	-	-	-
Bank balances other than cash and cash equivalents	-	-	18.10	18.10	-	-	-	-
Receivables								
- Trade receivables	-	-	84.38	84.38	-	-	-	-
- Other receivables	-	-	22.46	22.46	-	-	-	-

ANNUAL REPORT 2023-24

Notes to the Standalone Ind AS financial statements (Currency: Indian Rupees in Lakhs)

Particulars	Carrying amount as at 31 March 2023				Fair value as at 31 March 2023			
	FVTPL	FVOCI	Amortised cost	Total	Level 1	Level 2	Level 3	Total
Loans	2.23	-	610.95	613.17	-	-	2.23	2.23
Investments	2,517.66	-	2,334.91	4,852.57	2,517.66	-	-	2,517.66
Other financial assets	0.82	-	0.11	0.93	-	-	0.82	0.82
Total - Financial assets	2,520.71	-	3,184.72	5,705.44	2,517.66	-	3.05	2,520.71
Financial liabilities								
Payables								
Trade payables								
- total outstanding dues of micro enterprises and small enterprises	-	-	-	-	-	-	-	-
- total outstanding dues of creditors other than micro enterprises and small enterprises	-	-	0.54	0.54	-	-	-	-
Other payables								
- total outstanding dues of micro enterprises and small enterprises	-	-	-	-	-	-	-	-
- total outstanding dues of creditors other than micro enterprises and small enterprises	-	-	23.91	23.91	-	-	-	-
Deposits	1.76	-	-	1.76	-	-	1.76	1.76
Lease liabilities	-	-	2.14	2.14	-	-	-	-
Other financial liabilities	-	-	40.35	40.35	-	-	-	-
Total - Financial liabilities	1.76	-	66.94	68.70	-	-	1.76	1.76

49 Fair value measurement (continued)

Notes:

- The Company uses the following hierarchy for determining and disclosing the fair value of financial instruments by valuation technique:
Level 1 - Quoted prices (unadjusted) in active markets for identical assets or liabilities;
Level 2 - Inputs other than the quoted prices included within Level 1 that are observable for the asset or liability, either directly or indirectly; and
Level 3 - Inputs are based on unobservable market data.
- The fair values of the financial assets and liabilities are included at the amount at which the instrument could be exchanged in a current transaction between willing parties, other than in a forced or liquidation sale.
- There is no fair value gains / losses on financial instruments designated under FVOCI.
- There is no case of any fair value measurement of the investment categorised under level 3 hierarchy.
- The following methods and assumptions were used to estimate the fair values:
 - Fair value of cash and short-term loans and deposits, trade and other short term receivables, trade payables, other current liabilities, short-term borrowings approximate their carrying amounts largely due to short term maturities of these instruments.
 - Financial instruments with fixed and variable interest rates are evaluated by the Company based on parameters such as interest rates and individual credit worthiness of the counterparty. Based on this evaluation, allowances are taken to account for expected losses of these receivables. Accordingly, fair value of such instruments is not materially different from their carrying amounts.
 - The fair values for security deposits were calculated based on cash flows discounted using a current lending rate. They are classified as

Level 3 fair values in the fair value hierarchy due to the inclusion of unobservable inputs including counter party credit risk.

- Loans have fair values that approximate to their carrying amounts as it is based on the net present value of the anticipated future cash flows using rates currently available for debt on similar terms, credit risk and remaining maturities. Investments in subsidiaries have fair values that approximate to their carrying amounts.
 - Employee loans and security deposits are valued using Level 3 techniques. A change in one or more of the inputs to reasonably possible alternative assumptions would not change the value significantly.
 - The fair values of investment in quoted investment in equity shares is based on the current bid price of respective investment as at the Balance Sheet date.
 - The fair value of the remaining financial instruments is determined using discounted cash flow analysis.
 - All foreign currency denominated assets and liabilities are translated using exchange rate at reporting date.
6. There have been no transfers between different levels of the fair value measurement hierarchy during the year ended 31 March 2024 and 31 March 2023.

50 Capital Management

The Company adheres to a disciplined Capital Management framework in order to maintain a strong balance sheet. The objectives when managing capital are to:

- Safeguard their ability to continue as a going concern, so that they can continue to provide returns for shareholders and benefits for other stakeholders, and
- Maintain an optimal capital structure to reduce the cost of capital.

Notes to the Standalone Ind AS financial statements

(Currency: Indian Rupees in Lakhs)

The Company manages its capital structure and makes adjustments in light of changes in economic conditions and the requirements of the financial covenants. To maintain or adjust the capital structure, the Company may adjust the dividend payment to shareholders, return capital to shareholders or issue new shares or sell assets to reduce debt. The Company determines the capital requirement based on annual operating plans and long-term and other strategic investment plans. The funding requirements are met through loans and operating cash flows generated. The Company monitors the capital using the debt equity ratio (net gearing ratio).

Net debt includes borrowings net of cash and bank balances and total equity comprises of equity share capital, security premium and other equity attributable to equity shareholders.

Considering there are no borrowings (including debt securities) as of the Balance Sheet date (P.Y: NIL), the net gearing ratio has not been calculated and accordingly have not been disclosed with respected to financial years presented in the standalone Ind AS financial statements.

51 Financial risk management

The Company's business activities are exposed to a variety of financial risks, namely credit risk, liquidity risk and market risk. Further, it is also subject to various operating and business risks. While the risk is inherent in the Company's activities, it is managed through an integrated risk management framework, including ongoing identification, measurement and monitoring, subject to risk limits and other controls. This process of risk management is critical to the Company's continuing profitability and each individual within the Company is accountable for the risk exposures relating to his or her responsibilities. Additionally, the Company's senior management has the overall responsibility for establishing and governing the Company's risk management framework. The Company's risk management policies are established to identify and analyse the risks faced by the Company, to set and monitor appropriate risk limits and controls, periodically review the changes in market conditions and reflect the changes in the policy accordingly. The key risks and mitigating actions are also placed before the Audit Committee of the Company.

(A) Credit risk

Credit risk arises from the possibility that the counter party may not be able to settle their obligations as agreed. To manage this, the Company periodically assesses financial reliability of customers and other counter parties, taking into account the financial condition, current economic trends, and analysis of historical bad debts and ageing of financial assets. Individual risk limits are set and periodically reviewed on the basis of such information. The Company considers the probability of default upon initial recognition of asset and whether there has been a significant increase in credit risk on an ongoing basis through each reporting period. To assess whether there is a significant increase in credit risk the Company compares the risk of default occurring on asset as at the reporting date with the risk of default as at the date of initial recognition. It considers reasonable and supportive forwarding-looking information such as:

- (i) Actual or expected significant adverse changes in business,
- (ii) Actual or expected significant changes in the operating results of the counterparty,
- (iii) Financial or economic conditions that are expected to cause a significant change to the counterparty's ability to meet its obligations,
- (iv) Significant increase in credit risk on other financial instruments of the same counterparty
- (v) Significant changes in the value of the collateral supporting the obligation or in the quality of the third-party guarantees or credit enhancements

Credit information is regularly shared between businesses and finance function, with a framework in place to quickly identify, respond and recognise cases of credit deterioration.

Credit risk with respect to the company arises primarily from financial assets such as trade receivables, investments, balances with banks, loans & other receivables and other financial assets.

Trade receivables, loans and inter corporate deposits

The Company measures the expected credit loss (ECL) of trade receivables and loans / inter corporate deposits given, based on historical trend, industry practices and the business environment in which the entity operates. Loss rates are based on actual credit loss experience and past trends. The Company's senior management has established accounts receivable policy under which customer accounts are regularly monitored. Based on the historical data, loss on collection of receivable provision is considered. Also, refer the significant accounting policies' for accounting policy on Financial Instruments.

In addition to the above, the Company applies the Ind AS 109 simplified approach to measuring expected credit losses (ECLs) for trade receivables at an amount equal to lifetime ECLs. Further, the movement in the ECL has been disclosed under Note 38 of the standalone Ind AS financial statements.

Other financial assets

These include financial assets such as cash and bank balances, investments, term deposits, security deposits etc. Credit risk from balance with banks (including term deposits), investments is managed in accordance with the Company's approved investment policies. Investment of surplus funds are made only with approved counterparties and within the credit limits assigned to each counterparty. Counterparty credit limits are reviewed by the Company's Board of Directors on a regular basis and the said limits gets revised as and when appropriate. The limits are set to minimise the concentration of risks and therefore mitigate financial loss through the counterparty's potential failure to make payments.

The Company's maximum exposure to credit risk for the components of the Balance Sheet (including exceptions, if any) as at 31 March 2024 and 31 March 2023 is the carrying value as illustrated the respective notes of the standalone Ind AS financial statements.

(B) Liquidity risk

Liquidity risk is defined as the risk that the company will encounter difficulty in meeting obligations associated with financial liabilities that are settled by delivering cash or another financial asset. Liquidity risk arises because of the possibility that the company might be unable to meet its payment obligations when they fall due as a result of mismatches in the timing of the cash flows under both normal and stress circumstances. Such scenarios could occur when funding needed for illiquid asset positions is not available to the company on acceptable terms. To limit this risk, management has arranged for diversified funding sources such as investing its surplus funds in short term liquid assets in bank deposits and liquid mutual funds. The company has developed internal control processes and contingency plans for managing liquidity risk. This incorporates an assessment of expected cash flows and the availability of unencumbered receivables which could be used to secure funding by way of assignment if required. The company also has lines of credit that it can access to meet liquidity needs.

Refer Note 52 for analysis of maturities of financial assets and financial liabilities.

(C) Market risk

(i) Foreign currency risk

Foreign Currency Risk is the risk that the fair value or future cash flows of an exposure will fluctuate because of changes in foreign currency rates. Exposures can arise on account of the various assets and liabilities which are denominated in currencies other than Indian Rupee. The exposure to the Company on holding financial assets (receivables) and liabilities (payables) other than in their functional currency amounted to INR NIL (P.Y: INR 92,374 net receivables).

In respect of the foreign currency transactions, the Company does not hedge the exposures since the management believes that the same is insignificant in nature and will not have a material impact on the Company.

The Company's exposure to foreign currency risk at the end of reporting period is shown under Note 43 of the standalone Ind AS financial statements.

ANNUAL REPORT 2023-24

Notes to the Standalone Ind AS financial statements

(Currency: Indian Rupees in Lakhs)

A 5% strengthening of the Indian Rupee against key currencies to which the Company is exposed would have led to approximately an additional net gains of INR NIL in the Standalone Statement of Profit and Loss (P.Y: net loss of INR 4,619). A 5% weakening of the Indian Rupee against these currencies would have led to an equal but opposite effect.

(ii) Interest rate risk

Interest rate risk is the risk that the fair value of future cash flows of the financial instruments will fluctuate because of changes in market interest rates. In order to optimise the Company's position with regards to interest income and interest expenses and to manage the interest rate risk, the company's senior management have devised a policy of a comprehensive corporate interest rate risk management by balancing the proportion of fixed rate and floating rate financial instruments in its total portfolio. The Company is exposed to Interest risk if the fair value or future cash flows of its financial instruments will fluctuate as a result of changes in market interest rates. Fair value interest rate risk is the risk of changes in fair values of fixed interest bearing investments because of fluctuations in the interest rates.

Interest rate change does not affect significantly interest bearing investments and loans given and therefore the Company's exposure to the risk of changes

in market interest rates relates primarily to the Company's deposits with banks. The Company has laid policies and guidelines to minimise impact of interest rate risk.

A 0.50% decrease in interest rates would have led to approximately an additional loss of INR 484 in the Standalone Statement of Profit and Loss (P.Y: loss of INR 349). A 0.50% increase in interest rates would have led to an equal but opposite effect.

(iii) Price risks

The Company is exposed to market price risk, which arises from FVTPL and FVOCI investments. The management monitors the proportion of these investments in its investment portfolio based on market indices. Material investments within the portfolio are managed on an individual basis and all buy and sell decisions are approved by the appropriate authority.

A 1% increase in prices would have led to approximately an additional gain of INR 41,66,225 in the Standalone Statement of Profit and Loss (P.Y: gain of INR 25,01,048). A 1% decrease in prices would have led to an equal but opposite effect.

52 Maturity analysis of assets and liabilities

The table below shows an analysis of assets and liabilities analysed according to when they are expected to be recovered or settled.

Particulars	As at					
	31 March 2024			31 March 2023		
	within 12 months	after 12 months	Total	within 12 months	after 12 months	Total
ASSETS						
A. Financial assets						
Cash and cash equivalents	90.00	-	90.00	113.82	-	113.82
Bank balances other than cash and cash equivalents	17.62	-	17.62	18.10	-	18.10
Receivables						
- Trade receivables	656.09	-	656.09	84.38	-	84.38
- Other receivables	48.49	-	48.49	22.46	-	22.46
Loans	131.12	2.32	133.44	611.45	1.72	613.17
Investments	4,167.22	2,334.91	6,501.13	2,334.91	2,517.66	4,852.57
Other financial assets	0.92	0.45	1.37	0.82	0.11	0.93
Sub-total - financial assets (A)	5,110.46	2,337.68	7,448.14	3,185.94	2,519.49	5,705.44
B. Non-financial assets						
Current tax assets (net)	-	34.54	34.54	-	94.49	94.49
Investment property	-	3.27	3.27	-	3.38	3.38
Property, plant & equipment	-	744.14	744.14	-	760.22	760.22
Right of use assets	-	0.83	0.83	-	1.94	1.94
Other non-financial assets	9.04	5.12	14.16	-	18.52	18.52
Sub-total - non-financial assets (B)	9.04	787.90	796.94	-	878.54	878.54
Total - Assets (A+B)	5,120.50	3,124.58	8,245.08	3,185.94	3,398.03	6,583.98

KEYNOTE FINANCIAL SERVICES LIMITED

Notes to the Standalone Ind AS financial statements (Currency: Indian Rupees in Lakhs)

Particulars	As at					
	31 March 2024			31 March 2023		
	within 12 months	after 12 months	Total	within 12 months	after 12 months	Total
LIABILITIES						
A. Financial liabilities						
Payables						
Trade payables						
Payables						
- total outstanding dues of micro enterprises and small enterprises	-	-	-	-	-	-
- total outstanding dues of creditors other than micro enterprises and small enterprises	0.54	-	0.54	0.54	-	0.54
Other payables						
- total outstanding dues of micro enterprises and small enterprises	-	-	-	-	-	-
- total outstanding dues of creditors other than micro enterprises and small enterprises	488.82	-	488.82	23.91	-	23.91
Deposits	1.97	-	1.97	-	1.76	1.76
Lease liabilities	0.99	-	0.99	1.33	0.81	2.14
Other financial liabilities	33.47	-	33.47	40.35	-	40.35
Sub-total - financial liabilities (A)	525.79	-	525.79	66.13	2.57	68.70
B. Non- Financial liabilities						
Provisions	37.70	28.16	65.86	22.66	30.08	52.74
Deferred tax liabilities (net)	-	346.32	346.32	-	164.42	164.42
Other non-financial liabilities	114.00	-	114.00	126.64	-	126.64
Sub-total - non-financial liabilities (B)	151.70	374.47	526.18	149.30	194.50	343.80
Total - Liabilities (A+B)	677.49	374.47	1,051.97	215.43	197.07	412.49

53 Disclosures pursuant to Securities and Exchange Board of India (Listing Obligations And Disclosure Requirements) Regulations, 2015 and Section 186 of the Companies Act, 2013

(a) Loans and advances to subsidiaries

Particulars	For the year ended	
	31 March 2024	31 March 2023
(a) Keynote Capitals Limited (subsidiary company)		
Balance as at the year end	-	-
Maximum amount outstanding at any time during the year	-	-
(b) Keynote Fincorp Limited (subsidiary company)		
Balance as at the year end	-	5,00,00,000
Maximum amount outstanding at any time during the year	-	5,00,00,000

(b) Investment by the loanees in the shares of the Company

The loanees have not made any investments in the shares of the Company.

(c) Corporate guarantees

The Company has given corporate guarantees and the fact has been disclosed under Note 46(iv) of the standalone Ind AS financial statements.

54 Dividend on equity shares

(I) Dividend on equity shares declared and paid during the year

Particulars	For the year ended	
	31 March 2024	31 March 2023
Final dividend of INR 1 per share for FY 2022-23 (FY 2021-22: INR 1 per share)	70.18	70.18

The proposed dividend on equity shares for FY 2022-23 was distributed based upon the approval of the shareholders of the Company at the Annual General Meeting held on 29th September 2023.

(II) Proposed dividend on equity shares not recognised as liability

Particulars	For the year ended	
	31 March 2024	31 March 2023
Final dividend of INR 1 per share for FY 2023-24 (FY 2022-23: INR 1 per share) #	70.18	70.18

The proposed dividend on equity shares for FY 2023-24 is subject to the approval of the shareholders of the Company at the Annual General Meeting and not recognised as liability as at the Balance Sheet date.

Includes dividend of INR 14,51,702 paid to Keynote trust.

55 Events after reporting date

The Board of Directors have recommended dividend of INR 1 per fully paid up equity share of INR 10 each (P.Y: INR 1 each) for the financial year 2023-24

ANNUAL REPORT 2023-24

Notes to the Standalone Ind AS financial statements

(Currency: Indian Rupees in Lakhs)

56 Sharing of costs

The company shares certain operating costs with a subsidiary - Keynote Capitals Limited. These costs have been recovered from the subsidiary on a basis mutually agreed between them, which has been relied upon by the Auditors.

57 Changes in liabilities arising from financing activities

The Company does not have any financing activities which affect the capital and asset structure of the company without the use of cash and cash equivalents

58 Transferred financial assets that are derecognised in their entirety but where the Company has continuing involvement

The Company has not transferred any assets that are derecognised in their entirety where the Company continues to have continuing involvement and the same has been relied upon by the Auditor.

59 Details of Scheme of amalgamation approved by the Hon'ble High Court

As per the scheme of amalgamation approved by the Allahabad, Bombay, and Gauhati High court vide order dated 21 December 2006, 9 March 2007 and 19 March 2007 respectively, 14,51,702 equity shares of INR 10 each fully paid up is held by Keynote trust as a beneficiary of the Company. Due to such cross holding the dividend of INR 14,51,702 (P.Y: INR 14,51,702) has been paid & received back from the trust. With respect to the dividend of INR 1 per share (P.Y: INR 1 per share) for 31 March 2023, the Company has adjusted its liability of dividend towards shares held by the Trust.

60 Approval of standalone Ind AS financial statements

The standalone Ind AS financial statements were approved for issue by the Board of Directors on 30 May 2024.

61 Corporate Social Responsibility (CSR) expenditure

As per section 135 of the Companies Act, 2013 ("the Act"), every company where the net profit is five crore or more during the immediately preceding financial years shall ensure that the company spends, in every financial year, at least 2 % of the average net profits of the company made during the three immediately preceding financial years. The said clause is not applicable to company since the company has not fulfilled the required condition.

62 Disclosures of proceedings under Benami Transactions

Company has not done any benami transaction hence same is not applicable.

63 Disclosures of proceedings as Wilful Defaulter

Company has not done any wilful default, hence the same is not applicable.

64 Title deeds of immovable properties not held in name of the Company

The title deeds of all the immovable properties (other than properties where the Company is the lessee and the lease agreements are duly executed in favor of the lessee), as disclosed in notes to the financial statements, are held in the name of the Company.

65 Valuation of PP&E and Intangible Assets

The Company has not revalued its property, plant and equipment or intangible assets or both during the current or previous year.

66 Loans or Advances in the nature of Loans granted to Promoters, Directors, Key Managerial Personnel and Related Parties

The Company has not provided or given Loans or Advances in the nature of Loans granted to Promoters, Directors, Key Managerial Personnel and Related Parties either severally or jointly with any other person.

67 Capital-Work in progress - Not applicable

68 Borrowing secured against current assets:

The Company has no borrowings which are secured against current assets.

69 Relationship with struck off companies:

The Company has no transactions with the companies struck off under the Act or Companies Act, 1956.

70 Registration of charges or satisfaction with Registrar of Companies:

There are no charges or satisfaction which are yet to be registered with the Registrar of Companies beyond the statutory period.

71 Compliance with number of layers of companies:

The Company has complied with the number of layers prescribed under the Act.

72 Disclosure of financial ratios

Ratios	Formula	31-Mar-24	31-Mar-23	Variance	Reasons
Trade Receivable Turnover	Turnover/ Average Debtor	6.34	5.50	15%	The favourable variation in the ratio is due to improved debtor collection during FY 2023-24
Inventory Turnover	N.A	N.A			
Current Ratio	Current Asset/ Current Liabilities	7.33	17.35	-58%	
Debt Equity Ratio	NA	NA			
Net Profit Ratio	Net Profit/ Total Revenue	0.43	0.07	511%	There has been considerable fair value Gain on investments due to market fluctuations during FY 2023-24 & increasing in sales revenue, resulting in favourable variation in the ratio
Debt Service Coverage Ratio	NA	NA			
Return on Equity	Net Income/ Shareholder's Equity	0.23	0.01	2151%	There has been considerable fair value Gain on investments due to market fluctuations during FY 2023-24 & increasing in sales revenue, resulting in favourable variation in the ratio
Trade Payable Turnover	Net Credit Purchases/ Average Accounts Payable	0.00	1.11	-100%	
Capital Turnover Ratio	Total Sales/ Shareholder's Equity	0.23	0.11	113%	There has been considerable increase in sales revenue, resulting in favourable variation in the ratio
Return on Capital Employed	EBIT/(Total Asset-Total liabilities)	0.20	0.01	1931%	There has been considerable fair value Gain on investments due to market fluctuations during FY 2023-24 & increasing in sales revenue, resulting in favourable variation in the ratio
Return on investment	Net Income/ Cost of Investment	0.22	0.01	2148%	There has been considerable fair value Gain on investments due to market fluctuations during FY 2023-24 & increasing in sales revenue, resulting in favourable variation in the ratio

Notes to the Standalone Ind AS financial statements

(Currency: Indian Rupees in Lakhs)

73 Statement showing shareholding pattern of the Promoter and Promoter Group

Sr No	Promoter Name	Total nos. shares held	Shareholding as a % of total no. of shares	% of change during the year
1	Nirmal Suchanti Huf	2,82,499.00	4.03	0.00
2	Pushpa Nirmal Suchanti	1,32,308.00	1.89	0.00
3	Nirmal Harshchand Suchanti	1,17,647.00	1.68	0.00
4	Vivek Nirmal Suchanti	49,440.00	0.70	0.00
5	Vineet Nirmal Suchanti	11,977.00	0.17	0.00
6	Rita Vivek Suchanti	4,829.00	0.07	0.00
7	Rinku Vineet Suchanti	3,802.00	0.05	0.00
8	N S S Digital Media Limited	31,12,256.00	44.34	0.00
9	Concept Productions Limited	2,41,600.00	3.44	0.00
10	Dhanviridhi Tieup Private Limited	4,010.00	0.06	0.00
	Sub Total (A)(1)	39,60,368.00	56.43	0.00

74 Prior year comparatives

The figures of the previous year have been regrouped / reclassified wherever necessary to conform to the classification / presentation of current year figures.

As per our report of even date attached

For S M S R & Co LLP

Chartered Accountants

Firm Registration No: 110592W/W100094

Sd/-

Sudarshan Jha

Partner

Membership No: 049369

Date : 30 May 2024

Place : Mumbai

**For and on behalf of the Board of Directors of
Keynote Financial Services Limited**

CIN No: L67120MH1993PLC072407

Sd/-

Vineet Suchanti

Managing Director & CFO

DIN : 00004031

Date : 30 May 2024

Place : Mumbai

Sd/-

Rinku Suchanti

Director

DIN : 00012903

Sd/-

Simran Kashela

Company Secretary

INDEPENDENT AUDITOR'S REPORT

To the Members of Keynote Financial Services Limited

Report on the Audit of the Consolidated Ind AS Financial Statements

Opinion

We have audited the accompanying consolidated Ind AS financial statements of **Keynote Financial Services Limited** ("the Company" or "the Holding Company"), its subsidiaries, associates and a trust (the Company, its subsidiaries and a trust together referred to as "the Group") which comprise the Consolidated Balance Sheet as at March 31, 2024, the Consolidated Statement of Profit and Loss (including Other Comprehensive Income), the Consolidated Statement of Cash Flow and the Consolidated Statement of Changes in Equity for the year then ended, and notes to the consolidated Ind AS financial statements, including a summary of significant accounting policies and other explanatory information (hereinafter referred to as "the consolidated Ind AS financial statements").

In our opinion and to the best of our information and according to the explanations given to us, the aforesaid consolidated Ind AS financial statements give the information required by the Companies Act, 2013 ('the Act') in the manner so required and give a true and fair view in conformity with the applicable Indian Accounting Standards ('Ind AS') prescribed under Section 133 of the Companies Act, 2013 ("the Act"), read with relevant rules issued thereunder and other accounting principles generally accepted in India, of the state of affairs of the Group as at March 31, 2024, and its consolidated profit and other comprehensive income, its consolidated cash flows and the consolidated changes in equity for the year then ended.

Basis for Opinion

We conducted our audit of the consolidated Ind AS financial statements in accordance with the requirements of applicable Standards on Auditing (SAs) specified under section 143(10) of the Act. Our responsibilities under those SAs are further described

in the 'Auditor's Responsibilities for the Audit of the consolidated Ind AS financial statements' section of our report. We are independent of the Group in accordance with the Code of Ethics issued by the Institute of Chartered Accountants of India ('ICAI') together with the ethical requirements that are relevant to our audit of the consolidated Ind AS financial statements under the provisions of the Act and the Rules made thereunder, and we have fulfilled our other ethical responsibilities in accordance with these requirements and the ICAI's Code of Ethics. We believe that the audit evidence we have obtained, along with the consideration of audit reports of the other auditors referred to in the "Other Matters" paragraph below, is sufficient and appropriate to provide a basis for our audit opinion on the consolidated Ind AS financial statements.

Key Audit Matters

Key audit matters are those matters that, in our professional judgement, were of most significance in our audit of the consolidated Ind AS financial statements for the financial year ended March 31, 2024. These matters were addressed in the context of our audit of the consolidated Ind AS financial statements as a whole, and in forming our opinion thereon, and we do not provide a separate opinion on these matters.

We have determined the matters described below to be the key audit matters to be communicated in our report. We have fulfilled the responsibilities described in the Auditor's responsibilities for the audit of the consolidated Ind AS financial statements section of our report, including in relation to these matters. Accordingly, our audit included the performance of procedures designed to respond to our assessment of the risks of material misstatement of the consolidated Ind AS financial statements. The results of audit procedures performed by us and by other auditors of components not audited by us, as reported by them in their audit reports furnished to us by the management, including those procedures performed to address the matters below, provide the basis for our audit opinion on the accompanying consolidated Ind AS Financial Statements.

Key audit matters	How our audit addressed the key audit matter
<p>Accuracy of recognition, measurement, presentation and disclosure of revenues and other related balances in respect of contracts involving critical estimates, as per Ind AS 115 “Revenue from Contract with Customers”.</p>	
<p>The Company recognizes revenue with respect to income from sale of services (including other operating revenue) in accordance to achievement of milestones defined in the corresponding engagement letters or mandate letters entered with counter party which reflects the stage of completion for each performance obligation.</p>	<ul style="list-style-type: none"> • Evaluated the design of internal controls relating to recording of revenue with respect to income from sale of services (including other operating revenue) based upon time spent and efforts taken. • Selected a sample of continuing and new contracts and through inspection of evidence of performance of these controls, tested the operating effectiveness of the internal controls relating to time spent and efforts taken. • Reviewed a sample of contracts with unbilled revenues to identify possible delays in achieving milestones • Performed analytical procedures and test of details for reasonableness of time spent and efforts taken

Information Other than the Consolidated Ind AS Financial Statements and Auditor’s Report Thereon

The Holding Company’s Board of Directors are responsible for the preparation of the other information. The other information comprises the information included in the Management Discussion and Analysis, Board’s Report including Annexures to the Board’s Report, Corporate Governance and Shareholders’ Information, but does not include the consolidated Ind AS Financial statements and our auditor’s report thereon.

Our opinion on the consolidated Ind AS financial statements does not cover the other information and we do not express any form of assurance conclusion thereon.

In connection with our audit of the consolidated Ind AS financial statements, our responsibility is to read the other information identified above when it becomes available and, in doing so, consider whether the other information is materially inconsistent with the consolidated Ind AS financial statements or our knowledge obtained during the course of our audit or otherwise appears to be materially misstated. If, based on the work we have performed, we conclude that there is a material misstatement of this other information, we are required to report that fact. We have nothing to report in this regard.

Responsibilities of Management and Those Charged with Governance for the consolidated Ind AS financial statements

The Holding Company’s Management and Board of Directors are responsible for the matters stated in section 134(5) of the Act with respect to the preparation of these consolidated Ind AS financial statements that give a true and fair view of the consolidated financial position, consolidated financial performance including other comprehensive income, consolidated cash flows and consolidated changes in equity of the Group in accordance with the accounting principles generally accepted in India, including the Indian Accounting Standards (Ind AS) specified under section 133 of the Act read with the Companies (Indian Accounting Standards) Rules, 2015, as amended. The respective Board of Directors of the companies and trustees of the trust included in the Group are responsible for maintenance of adequate accounting records in accordance with the provisions of the Act for safeguarding of the assets of the Group and for preventing and detecting frauds and other irregularities; selection and application of appropriate accounting policies; making judgments and estimates that are reasonable and prudent; and the design, implementation and maintenance of adequate internal financial controls, that were operating effectively for ensuring the accuracy and completeness of the accounting records, relevant to the preparation and

presentation of the consolidated Ind AS financial statements that give a true and fair view and are free from material misstatement, whether due to fraud or error, which have been used for the purpose of preparation of the Consolidated Ind AS financial statements by the Directors of the Holding Company, as aforesaid.

In preparing the consolidated Ind AS financial statements, the respective Board of Directors of the companies and trustees of the Trust included in the Group, are responsible for assessing the Group's ability to continue as a going concern, disclosing, as applicable, matters related to going concern and using the going concern basis of accounting unless management either intends to liquidate the Group or to cease operations, or has no realistic alternative but to do so.

The respective Board of Directors of the companies and trustees of the Trust included in the Group are also responsible for overseeing the financial reporting process of the Group.

Auditor's Responsibilities for the Audit of the Consolidated Ind AS financial statements

Our objectives are to obtain reasonable assurance about whether the consolidated Ind AS financial statements as a whole are free from material misstatement, whether due to fraud or error, and to issue an auditor's report that includes our opinion. Reasonable assurance is a high level of assurance, but is not a guarantee that an audit conducted in accordance with SAs will always detect a material misstatement when it exists. Misstatements can arise from fraud or error and are considered material if, individually or in the aggregate, they could reasonably be expected to influence the economic decisions of users taken on the basis of these consolidated Ind AS financial statements.

As part of an audit in accordance with SAs, we exercise professional judgment and maintain professional skepticism throughout the audit. We also:

- Identify and assess the risks of material misstatement of the consolidated Ind AS financial statements, whether due to fraud or error, design and perform audit procedures responsive to those risks, and obtain audit evidence that are sufficient and appropriate to provide a basis for our opinion. The risk of not detecting a material misstatement

resulting from fraud is higher than for one resulting from error, as fraud may involve collusion, forgery, intentional omissions, misrepresentations, or the override of internal control.

- Obtain an understanding of internal controls relevant to the audit in order to design audit procedures that are appropriate in the circumstances. Under section 143(3)(i) of the Act, we are also responsible for expressing our opinion on whether the Company and its subsidiary companies have adequate internal financial controls system in place and the operating effectiveness of such controls.
- Evaluate the appropriateness of accounting policies used and the reasonableness of accounting estimates and related disclosures made by management.
- Conclude on the appropriateness of management's use of the going concern basis of accounting and based on the audit evidence obtained, whether a material uncertainty exists related to events or conditions that may cast significant doubt on the Group's ability to continue as a going concern. If we conclude that a material uncertainty exists, we are required to draw attention in our auditor's report to the related disclosures in the consolidated Ind AS financial statements or, if such disclosures are inadequate, to modify our opinion. Our conclusions are based on the audit evidence obtained up to the date of our auditor's report. However, future events or conditions may cause the Group to cease to continue as a going concern.
- Evaluate the overall presentation, structure and content of the consolidated Ind AS financial statements, including the disclosures, and whether the consolidated Ind AS financial statements represent the underlying transactions and events in a manner that achieves fair presentation.
- Obtain sufficient appropriate audit evidence regarding the financial information of the Company to express an opinion on the consolidated Ind AS financial statements. We are responsible for the direction, supervision and performance of the audit of the financial statements of such entities included in the consolidated Ind AS financial statements.

Materiality is the magnitude of misstatements in the consolidated Ind AS financial statements that, individually or in aggregate, makes it probable that the economic decisions of a reasonably knowledgeable user of the financial statements may be influenced. We consider quantitative materiality and qualitative factors in (i) planning the scope of our audit work and in evaluating the results of work; and (ii) to evaluate the effect of any identified misstatements in the consolidated Ind AS financial statements.

We communicate with those charged with governance regarding, among other matters, the planned scope and timing of the audit and significant audit findings, including any significant deficiencies in internal control that we identify during our audit.

We also provide with those charged with governance with a statement that we have complied with relevant ethical requirements regarding independence, and to communicate with them all relationships and other matters that may reasonably be thought to bear on our independence and where applicable related safeguards.

From the matters communicated with those charged with governance, we determine those matters that were of most significance in the audit of the consolidated Ind AS financial statements of the current period and are therefore the key audit matters. We describe these matters in our auditor's report unless law or regulation precludes public disclosure about the matter or when, in extremely rare circumstances, we determine that a matter should not be communicated in our report because the adverse consequences of doing so would reasonably be expected to outweigh the public interest benefits of such communication.

Other Matters

The consolidated annual financial results include the audited financial results of two subsidiaries whose financial results reflect total assets (before consolidation adjustments) of INR 8482.26 lakhs as at 31 March, 2024, total revenue (before consolidation adjustments) of INR 2792.90 lakhs, total net profit/(loss) after tax (before consolidation adjustments) of INR 1718.71 lakhs and total comprehensive income of INR 1722.62 lakhs for the year ended on that date, as considered in the consolidated annual financial results, which have been audited by their respective independent auditors. The independent auditor's report on financial results of these entities have been

furnished to us by the management and our opinion on the consolidated annual financial results, in so far as it relates to the amounts and disclosures included in respect of these entities, is based solely on the report of such auditors and the procedures performed by us are stated in paragraph above.

The consolidated annual financial results include the audited financial results of one associate included in the Statement, whose share of net profit/(loss) (before consolidation adjustment) for the year ended 31 March, 2024 included in these financial results is INR (101.59) lakhs. The financial statements have been audited by other auditors whose audit reports have been furnished to us by the Holding Company's Management and our report on the Statement, in so far as it relates to the amounts and disclosures included in respect of this associate, is based solely on the reports of the other auditors and the procedures performed by us, as stated above.

The consolidated annual financial results include the audited financial results of a trust which has been audited by its auditor, whose financial results reflect total assets (before consolidation adjustments) of INR 134.06 lakhs as at 31 March 2024, total revenue (before consolidation adjustments) of INR Nil, excess of expenditure over income (before consolidation adjustments) of INR 0.24 lakhs for the year ended on that date for the year ended March 31, 2024, as considered in the Statement. According to the information and explanations given to us by the Management, this financial result is not material to the Group.

Our opinion on the Statement is not modified in respect of the above matters with respect to our reliance on the work done and the reports of the other auditors and the financial results certified by the Board of Directors.

The consolidated financial results include the results for the quarter ended March 31, 2024 being the balancing figure between the audited figures in respect of the full financial year and the published unaudited year to date figures up to the third quarter of the current financial year which were subject to limited review by us, as required by the Listing Regulations. Our opinion is not modified in respect of this matter.

Report on Other Legal and Regulatory Requirements

1. As required by Section 143(3) of the Act, based on our audit we report, to the extent applicable that:

- a) We have sought and obtained all the information and explanations, which to the best of our knowledge and belief were necessary for the purposes of our audit of the aforesaid consolidated Ind AS financial statements.
- b) In our opinion, proper books of account as required by law relating to preparation of the aforesaid consolidated Ind AS financial statements have been kept so far as it appears from our examination of those books and reports of other auditors.
- c) The Consolidated Balance Sheet, the Consolidated Statement of Profit and Loss including Other Comprehensive Income, the Consolidated Statement of Cash Flow and the Consolidated Statement of Changes in Equity dealt with by this Report are in agreement with the relevant books of account maintained for the purpose of preparation of the consolidated Ind AS financial statements;
- d) In our opinion, the aforesaid consolidated Ind AS financial statements comply with the Indian Accounting Standards specified under Section 133 of the Act, read with the relevant rules issued thereunder.
- e) On the basis of the written representations received from the directors of the Holding Company as on March 31, 2024, taken on record by the Board of Directors of the Company, and the reports of the statutory auditors of its subsidiary companies, none of the directors of the Group are disqualified as on March 31, 2024, from being appointed as a director in terms of Section 164(2) of the Act.
- f) With respect to the adequacy of the internal financial controls over financial reporting and the operating effectiveness of such controls, refer to our separate Report in "Annexure A" which is based on the auditors' reports of the Company and its subsidiary companies. Our report expresses an unmodified opinion on the adequacy and operating effectiveness of the internal financial controls over financial reporting of those companies, for reasons stated therein.
- g) In our opinion and based on the consideration of reports of other statutory auditors of subsidiaries, the remuneration paid by the Company to its directors during the current year is in accordance with the provisions of Section 197 of the Act. The remuneration paid to any director is not in excess of the limit laid down under Section 197 of the Act. The Ministry of Corporate Affairs has not prescribed other details under Section 197(16) which are required to be commented upon by us.
- h) With respect to the other matters to be included in the Auditor's Report in accordance with Rule 11 of the Companies (Audit and Auditors) Rules, 2014, as amended in our opinion and to the best of our information and according to the explanations given to us and based on the consideration of audit reports of the other statutory auditors of subsidiaries:
 - i) The Group has disclosed the impact of pending litigations on its financial positions in its consolidated Ind AS financial statements. Refer Note 40 of the consolidated Ind AS financial statements;
 - ii) The Group did not have any long-term contracts including derivative contracts for which there were any material foreseeable losses;
 - iii) There has been no delay in transferring amounts, required to be transferred, to the Investor Education and Protection Fund by the Group.
 - iv) (a) The Management has represented that, to the best of its knowledge and belief, no funds (which are material either individually or in the aggregate) have been advanced or loaned or invested (either from borrowed funds or share premium or any other sources or kind of funds) by the Group to or in any other person or entity, including foreign entity ("Intermediaries"), with the understanding, whether recorded in writing or otherwise,

that the Intermediary shall, whether, directly or indirectly lend or invest in other persons or entities identified in any manner whatsoever by or on behalf of the Group (“Ultimate Beneficiaries”) or provide any guarantee, security or the like on behalf of the Ultimate Beneficiaries

- (b) The Management has represented, that, to the best of its knowledge and belief, no funds (which are material either individually or in the aggregate) have been received by the Group from any person or entity, including foreign entity (“Funding Parties”), with the understanding, whether recorded in writing or otherwise, that the Group shall, whether, directly or indirectly, lend or invest in other persons or entities identified in any manner whatsoever by or on behalf of the Funding Party (“Ultimate Beneficiaries”) or provide any guarantee, security or the like on behalf of the Ultimate Beneficiaries
- (c) Based on the audit procedures that have been considered reasonable and appropriate in the circumstances, nothing has come to our notice that has caused us to believe that the representations under sub-clause (i) and (ii) of Rule 11(e), as provided under

(a) and (b) above, contain any material misstatement

- (d) In case of the Holding Company and its two subsidiary companies incorporated in India, based on our examination which included test checks, the company has used an accounting software for maintaining its books of account which has a no feature of recording audit trail (edit log) facility and the same has operated throughout the year for all relevant transactions recorded in the software.

- v) The final dividend proposed in the previous year, declared and paid by the Company during the year by the company is in compliance with section 123 of the Companies Act, 2013.

For **S M S R & Co LLP**

Chartered Accountants

Firm Registration No. 110592W/W100094

Sd/-

Sudarshan Jha

Partner

Membership No: 049369

Place: Mumbai

Date: May 30,2024

UDIN: 24049369BKFMZX2028

ANNEXURE - A TO THE INDEPENDENT AUDITORS' REPORT

Annexure - A to the Independent Auditor's Report

(Referred to in paragraph 2(f) under 'Report on Other Legal and Regulatory Requirements' section of our report to the Members of Keynote Financial Services Limited of even date)

Report on the Internal Financial Controls Over Financial Reporting under clause (i) of sub-section 3 of Section 143 of the Companies Act, 2013 ("the Act")

We have audited the internal financial controls over financial reporting of **Keynote Financial Services Limited** ("the Holding Company" or "the Company"), its subsidiaries and associates (the company, its subsidiaries and associates together referred to as "the Group") as of March 31, 2024 in conjunction with our audit of the consolidated Ind AS financial statements of the Company for the year ended on that date.

Management's Responsibility for Internal Financial Controls

The respective Board of Directors of the Holding Company, its subsidiary and associate companies which are incorporated in India, are responsible for establishing and maintaining internal financial controls based on the internal control over financial reporting criteria established by the respective companies considering the essential components of internal control stated in the Guidance Note on Audit of Internal Financial Controls over Financial Reporting issued by the Institute of Chartered Accountants of India ('ICAI'). These responsibilities include the design, implementation and maintenance of adequate internal financial controls that were operating effectively for ensuring the orderly and efficient conduct of its business, including adherence to respective company's policies, the safeguarding of its assets, the prevention and detection of frauds and errors, the accuracy and completeness of the accounting records, and the timely preparation of reliable financial information, as required under the Act.

Auditors' Responsibility for the Audit of Internal Financial Controls

Our responsibility is to express an opinion on the Holding Company internal financial controls over financial reporting with reference to these consolidated

Ind AS financial statements based on our audit. We conducted our audit in accordance with the Guidance Note on Audit of Internal Financial Controls Over Financial Reporting (the "Guidance Note") issued by ICAI and the Standards on Auditing prescribed under Section 143(10) of the Act, to the extent applicable to an audit of internal financial controls. Those Standards and the Guidance Note require that we comply with ethical requirements and plan and perform the audit to obtain reasonable assurance about whether adequate internal financial controls over financial reporting with reference to these consolidated Ind AS financial statements was established and maintained and if such controls operated effectively in all material respects.

Our audit involves performing procedures to obtain audit evidence about the adequacy of the internal financial controls system over financial reporting with reference to these consolidated Ind AS financial statements and their operating effectiveness. Our audit of internal financial controls over financial reporting with reference to these consolidated Ind AS financial statements included obtaining an understanding of internal financial controls over financial reporting with reference to these consolidated Ind AS financial statements, assessing the risk that a material weakness exists, and testing and evaluating the design and operating effectiveness of internal control based on the assessed risk. The procedures selected depend on the auditor's judgement, including the assessment of the risks of material misstatement of the consolidated Ind AS financial statements, whether due to fraud or error.

We believe that the audit evidence we have obtained is sufficient and appropriate to provide a basis for our audit opinion on the Company's internal financial controls system over financial reporting with reference to these consolidated Ind AS financial statements.

Meaning of Internal Financial Controls over Financial Reporting with reference to these Consolidated Ind AS financial statements

A Company's internal financial control over financial reporting with reference to these consolidated Ind AS financial statements is a process designed to provide reasonable assurance regarding the reliability of financial reporting and the preparation of financial statements for external purposes in accordance with

generally accepted accounting principles. A company's internal financial control over financial reporting with reference to these consolidated Ind AS financial statements includes those policies and procedures that:

- (i) pertain to the maintenance of records that, in reasonable detail, accurately and fairly reflect the transactions and dispositions of the assets of the company;
- (ii) provide reasonable assurance that transactions are recorded as necessary to permit preparation of consolidated Ind AS financial statements in accordance with generally accepted accounting principles, and that receipts and expenditures of the company are being made only in accordance with authorizations of management and directors of the company; and
- (iii) provide reasonable assurance regarding prevention or timely detection of unauthorized acquisition, use, or disposition of the company's assets that could have a material effect on the consolidated Ind AS financial statements.

Inherent Limitations of Internal Financial Controls Over Financial Reporting with reference to these Consolidated Ind AS financial statements

Because of the inherent limitations of internal financial controls over financial reporting with reference to these Consolidated Ind AS financial statements, including the possibility of collusion or improper management override of controls, material misstatements due to error or fraud may occur and not be detected. Also, projections of any evaluation of the internal financial controls over financial reporting to future periods are subject to the risk that the internal financial control over financial reporting may become inadequate because of changes in conditions, or that the degree of compliance with the policies or procedures may deteriorate.

Opinion

In our opinion, to the best of our information and according to the explanations given to us, and based

on the consideration of reports of other auditors, as referred to in Other Matters paragraph below, the Holding Company and its subsidiaries and associates incorporated in India have, in all material respects, an adequate internal financial controls system over financial reporting with reference to these Consolidated Ind AS financial statements and such internal financial controls over financial reporting with reference to these Consolidated Ind AS financial statements were operating effectively as at March 31, 2024, based on the internal control over financial reporting criteria established by the respective companies considering the essential components of internal control stated in the Guidance Note on Audit of Internal Financial Controls Over Financial Reporting issued by the Institute of Chartered Accountants of India ('ICAI').

Other Matters

Our aforesaid report under Section 143(3)(i) of the Act on the adequacy and operating effectiveness of the internal financial controls over financial reporting in so far as it relates to the separate financial statements of two subsidiaries and an associate, which are companies incorporated in India, is based on the corresponding reports of the auditors of such companies incorporated in India.

For **S M S R & Co LLP**
Chartered Accountants
Firm Registration No. 110592W/W100094

Sd/-
Sudarshan Jha
Partner
Membership No: 049369

Place: Mumbai
Date: May 30, 2024
UDIN: 24049369BKFZMZX2028

ANNUAL REPORT 2023-24

CONSOLIDATED BALANCE SHEET AS ON 31ST MARCH 2024

(Currency: Indian Rupees in lakhs)

	Note	31st March 2024	31st March 2023
ASSETS			
A. Financial assets			
Cash and cash equivalents	3	184.24	313.14
Bank balances other than cash and cash equivalents	4	1,021.26	1,006.03
Receivables	5		
- Trade receivables		932.56	281.64
- Other receivables		14.76	13.84
Loans	6	680.35	716.98
Investments	7	8,355.68	5,956.61
Other financial assets	8	1,091.67	906.84
Sub-total - financial assets (A)		12,280.52	9,195.08
B. Non-Financial Assets			
Inventories	9	-	20.33
Current tax assets (net)	10	-	27.43
Investment property	11	3.27	3.38
Property, plant & equipment	12	1,616.77	1,645.28
Financial Software		49.43	
Capital in work in progress		3.33	45.32
Goodwill on consolidation		10.42	10.42
Right of use assets	13	0.83	3.88
Other non-financial assets	14	28.91	28.71
Sub-total - non-financial assets (B)		1,712.96	1,784.75
Total - Assets (A+B)		13,993.48	10,979.83
LIABILITIES AND EQUITY			
LIABILITIES			
A. Financial liabilities			
Payables			
Trade payables	15		
- total outstanding dues of micro enterprises and small enterprises		-	-
- total outstanding dues of creditors other than micro enterprises and small enterprises		275.39	208.11
Other payables			
- total outstanding dues of micro enterprises and small enterprises		-	-
- total outstanding dues of creditors other than micro enterprises and small enterprises		68.32	23.91

KEYNOTE FINANCIAL SERVICES LIMITED

CONSOLIDATED BALANCE SHEET AS ON 31ST MARCH 2024 (Continued)

(Currency: Indian Rupees in lakhs)

	Note	31st March 2024	31st March 2023
Borrowings (other than debt securities)	16	66.90	245.44
Deposits	17	1.97	1.76
Lease liabilities	18	0.99	2.14
Other financial liabilities	19	82.44	94.40
Sub-total - financial liabilities (A)		496.01	575.76
B. Non- Financial liabilities			
Current tax liabilities(net)	20	152.21	-
Provisions	21	117.10	107.83
Deferred tax liabilities (net)	22	602.86	328.27
Other non-financial liabilities	23	196.95	156.23
Sub-total - non-financial liabilities (B)		1,069.12	592.33
C. Equity			
Share capital	24	556.66	556.66
Non Controlling interest		-	-
Other equity	25	11,871.69	9,255.08
Sub-total - equity (C)		12,428.35	9,811.74
Total - Liabilities and Equity (A+B+C)		13,993.48	10,979.83
Significant accounting policies	2		

The accompanying notes referred above form an integral part of the consolidated Ind AS financial statements.

As per our report of even date attached

For S M S R & Co LLP

Chartered Accountants

Firm Registration No: 110592W/W100094

Sd/-

Sudarshan Jha

Partner

Membership No: 049369

Date : 30 May 2024

Place : Mumbai

For and on behalf of the Board of Directors of

Keynote Financial Services Limited

CIN: L67120MH1993PLC072407

Sd/-

Vineet Suchanti

Managing Director & CFO

DIN : 00004031

Date : 30 May 2024

Place : Mumbai

Sd/-

Rinku Suchanti

Director

DIN : 00012903

Sd/-

Simran Kashela

Company Secretary

ANNUAL REPORT 2023-24

CONSOLIDATED STATEMENT OF PROFIT AND LOSS FOR THE YEAR ENDED 31ST MARCH 2024

(Currency: Indian Rupees in lakhs)

	Note	For the Year ended 31st March 2024	For the Year ended 31st March 2023
A. Revenue from operations			
Interest income	26	103.98	46.38
Fees and commission income	27	427.75	294.83
Net gain on fair value changes	28	1,849.73	-
Sale of services	29	2,324.71	1,065.42
Sale of Stock		24.90	-
Other operating income	30	1.25	1.56
Total revenue from operations		4,732.32	1,408.19
B. Other income	31	229.39	186.97
Total income (A+B)		4,961.71	1,595.16
C. Expenses			
Finance costs	32	29.13	25.49
Fees and commission expense	33	43.33	17.04
Net loss on fair value changes	34	-	427.68
Impairment on financial instruments	35	(0.09)	(2.47)
Changes in inventories of stock-in-trade	36	20.33	(4.99)
Employee benefits expense	37	597.22	540.60
Depreciation and amortisation expense	38	77.74	63.03
Other expenses	39	645.36	533.98
Total Expenses (C)		1,413.02	1,600.36
Profit / (loss) before tax (A+B-C)		3,548.69	(5.20)
D. Tax expense / (credit)	40		
- Current tax		512.55	126.90
- Deferred tax and Minimum alternate tax (MAT)		274.98	32.78
- Taxation for earlier years		(18.97)	(0.59)
- MAT credit entitlement		-	6.80
Total tax expenses (D)		768.56	165.89
Profit / (loss) for the year (A+B-C-D)		2,780.13	(171.09)
Share of profit of associate (E)		(101.60)	8.08
Profit / (loss) for the year after share of profit of associate (A+B-C-D+E)		2,678.53	(163.01)

KEYNOTE FINANCIAL SERVICES LIMITED

CONSOLIDATED STATEMENT OF PROFIT AND LOSS FOR THE YEAR ENDED 31ST MARCH 2024 (Continued)

(Currency: Indian Rupees in lakhs)

	Note	For the Year ended 31st March 2024	For the Year ended 31st March 2023
E. Other Comprehensive Income			
(i) Items that will not be reclassified to profit or loss			
Remeasurement gains /(losses) of defined benefit plans		(5.28)	17.01
Income tax on the above		(0.98)	(4.41)
(ii) Items that will be reclassified to profit or loss		<u>-</u>	<u>-</u>
Other Comprehensive Income (E)		<u>(6.26)</u>	<u>12.60</u>
Total Comprehensive Income for the year (net of tax) (A+B-C-D+E)		<u><u>2,672.27</u></u>	<u><u>(150.41)</u></u>
Earnings per equity share (face value of INR 10 each)			
Basic & diluted (INR)	42	49.94	(3.07)
Significant accounting policies	2		

The accompanying notes referred above form an integral part of the consolidated Ind AS financial statements

As per our report of even date attached

For S M S R & Co LLP

Chartered Accountants

Firm Registration No: 110592W/W100094

Sd/-

Sudarshan Jha

Partner

Membership No: 049369

Date : 30 May 2024

Place : Mumbai

For and on behalf of the Board of Directors of

Keynote Financial Services Limited

CIN: L67120MH1993PLC072407

Sd/-

Vineet Suchanti

Managing Director & CFO

DIN : 00004031

Date : 30 May 2024

Place : Mumbai

Sd/-

Rinku Suchanti

Director

DIN : 00012903

Sd/-

Simran Kashela

Company Secretary

ANNUAL REPORT 2023-24

CONSOLIDATED CASH FLOW STATEMENT FOR THE YEAR ENDED 31ST MARCH 2024

(Currency: Indian Rupees in lakhs)

Particulars	For the Year ended 31st March 2024	For the year ended 31st March 2023
(A) Cash flows from operating activities:		
Net Profit/ (Loss) before tax	3,548.69	(5.20)
Adjustments for		
Depreciation and amortisation	77.74	63.03
Provision for gratuity	4.89	25.36
Provision for compensated absences	14.89	(1.17)
Provision for doubtful debts	(0.09)	(2.47)
Interest expenses	29.13	25.49
Net (gain) / loss on financial instruments measured at fair value through profit or loss	(1,849.73)	427.68
Dividend income	(47.18)	(51.54)
Interest Income	(238.35)	(171.62)
Sundry balances written back (net)	-	(2.24)
Lease Income	(9.31)	(0.25)
Operating loss before working capital changes	1,530.69	307.07
Adjustment for working capital changes		
- (Increase) / decrease in trade and other receivables	(651.74)	53.75
- (Increase) / decrease in loans	36.62	1,506.09
- (Increase) / decrease in other financial assets	(184.83)	306.35
- (Increase) / decrease in Inventory	20.33	(4.99)
- (Increase) / decrease in other non-financial assets	(0.20)	73.09
- (Decrease) / Increase in trade and other payable	111.69	(106.09)
- (Decrease) / Increase in other financial liabilities	(11.96)	15.84
- (Decrease) / Increase in other non-financial liabilities	40.73	(3.97)
- (Decrease) / Increase in deposits	0.21	1.76
- (Decrease) / Increase in lease liabilities	(1.15)	(4.08)
- (Decrease) / Increase in provisions	(16.77)	(35.25)
Cash generated from / (used) in operations	873.62	2,109.57
Taxes paid (net of refunds)	(314.35)	(31.12)
Net cash generated from / (used in) operating activities (A)	559.27	2,078.45
(B) Cash flows from investing activities:		
Purchase of fixed assets	(53.51)	(127.03)
Movement in investments (net)	(650.94)	(411.27)
Deposits placed in banks and unpaid dividend accounts (net)	(15.23)	32.25
Lease income received	9.31	0.25
Interest received	238.35	171.62
Dividend received	47.18	51.54
Net cash generated from / (used in) investing activities (B)	(424.82)	(282.64)

CONSOLIDATED CASH FLOW STATEMENT FOR THE YEAR ENDED 31ST MARCH 2024 (Continued)

(Currency: Indian Rupees in lakhs)

(C) Cash flow from financing activities:

Repayment of borrowings (net)	(178.54)	(2,459.70)
Issue of share capital	-	(60.00)
Dividend paid	(55.67)	(55.67)
Interest paid	(29.13)	(25.49)
Net cash generated from / (used in) financing activities (C)	(263.34)	(2,600.86)
Net increase / (decrease) in cash and cash equivalents (A+B+C)	(128.90)	(805.05)
Cash and cash equivalents as at beginning of year	313.14	1,118
Cash and cash equivalents as at the end of the year	184.24	313.14

Notes to cash flow statement :

1 Cash and cash equivalents as at the end of the year comprise of:

Cash on hand	10.32	9.97
Balances with banks		
- In current accounts	167.03	296.63
- In fixed deposits accounts (with original maturity of 3 months or less from the reporting date)	6.89	6.54
	184.24	313.14

2 The above Cash Flow Statement has been prepared under the 'Indirect Method' as set out in Indian Accounting Standard (Ind AS) 7 - "Statement of Cash Flows" as specified in the Companies (Indian Accounting Standard) Rules, 2015.

3 Cash and cash equivalents comprises cash on hand, current accounts and deposits with banks (with an original maturity of three months or less from the date of acquisition) and highly liquid investments that are readily convertible into known amounts of cash and which are subject to insignificant risk of changes in value.

As per our report of even date attached

For S M S R & Co LLP

Chartered Accountants

Firm Registration No: 110592W/W100094

Sd/-

Sudarshan Jha

Partner

Membership No: 049369

Date : 30 May 2024

Place : Mumbai

For and on behalf of the Board of Directors of

Keynote Financial Services Limited

CIN: L67120MH1993PLC072407

Sd/-

Vineet Suchanti

Managing Director & CFO

DIN : 00004031

Date : 30 May 2024

Place : Mumbai

Sd/-

Rinku Suchanti

Director

DIN : 00012903

Sd/-

Simran Kashela

Company Secretary

ANNUAL REPORT 2023-24

CONSOLIDATED STATEMENT OF CHANGES IN EQUITY FOR THE YEAR ENDED 31ST MARCH 2024

(Currency: Indian Rupees in lakhs)

A. Share capital

Particulars	Equity share capital	
	No. of Shares	Amount
Balance as at 1 April 2022	55.67	556.66
Changes in share capital during the year	-	-
Balance as at 31 March 2023	55.67	556.66
Changes in share capital during the year	-	-
Balance as at 31 March 2024	55.67	556.66

Particulars	Preference share capital	
	No. of Shares	Amount
Balance as at 1 April 2022	6.00	60.00
Changes in share capital during the year	(6.00)	(60.00)
Balance as at 31 March 2023	-	-
Changes in share capital during the year	-	-
Balance as at 31 March 2024	-	-

B. Other equity

Particulars	Reserves and surplus				Other items of other comprehensive income	Total
	Securities premium	General reserve	Statutory reserve	Retained earnings		
Balance as at 1 April 2022	2,396.48	133.92	158.88	6,808.98	-	9,498.26
Transfers during the year	-	-	(54.37)	54.37	-	-
Add: Opening Deferred Tax Liability Reversal	-	-	-	66.61	-	66.61
Less: Loss on deemed disposal of subsidiary	-	-	-	(13.72)	-	(13.72)
Profit/(Loss) after tax for the year	-	-	-	(163.01)	-	(163.01)
Other comprehensive income (net of tax)	-	-	-	12.60	-	12.60
Premium on issue of preference shares	(90)	-	-	-	-	(90)
Appropriations towards dividend paid (including corporate tax dividend)	-	-	-	(55.67)	-	(55.67)
Balance as at 31 March 2023	2,306.48	133.92	104.51	6,710.15	-	9,255.08
Balance as at 1 April 2023	2,306.48	133.92	104.51	6,710.15	-	9,255.08
Transfers during the year	-	-	44.99	(44.99)	-	-
Premium on issue of preference shares	-	-	-	-	-	-
Add: Opening Deferred Tax Liability Reversal	-	-	-	-	-	-
Less: Loss on deemed disposal of subsidiary	-	-	-	-	-	-
Profit/(Loss) after tax for the year	-	-	-	2,678.54	-	2,678.54
Other comprehensive income (net of tax)	-	-	-	(6.26)	-	(6.26)
Appropriations towards dividend paid	-	-	-	(55.67)	-	(55.67)
Balance as at 31 March 2024	2,306.48	133.92	149.50	9,281.79	-	11,871.69

The accompanying notes referred above form an integral part of the consolidated Ind AS financial statements

As per our report of even date attached

For S M S R & Co LLP

Chartered Accountants

Firm Registration No: 110592W/W100094

Sd/-

Sudarshan Jha

Partner

Membership No: 049369

Date : 30 May 2024

Place : Mumbai

For and on behalf of the Board of Directors of

Keynote Financial Services Limited

CIN: L67120MH1993PLC072407

Sd/-

Vineet Suchanti

Managing Director & CFO

DIN : 00004031

Date : 30 May 2024

Place : Mumbai

Sd/-

Rinku Suchanti

Director

DIN : 00012903

Sd/-

Simran Kashela

Company Secretary

Notes forming part of the Consolidated Ind AS Financial Statements

(Currency: Indian Rupees in Lakhs)

1. Corporate Information

Keynote Financial Services Limited (*formerly known as "Keynote Corporate Services Limited"*) ("the Company") is a public limited company domiciled in India and incorporated under the provisions of the Companies Act, 1956. Keynote together with its subsidiaries and trust, is herein after referred to as 'the Group' having its registered office located in Mumbai. Its shares are listed on two stock exchanges in India. i.e., BSE Limited (BSE) & National Stock Exchange of India Limited (NSE).

The Group is engaged in providing services of investment banking, corporate advisory services, ESOP advisory, broking business in commodities and trading in securities.

2. Significant Accounting Policies**(a) Basis of preparation**

These consolidated Ind AS financial statements of the Group have been prepared in accordance with Indian Accounting Standards (Ind AS) notified under Section 133 of the Companies Act, 2013 ("the Act") read with Companies (Indian Accounting Standards) Rules, 2015 and other relevant provisions of the Act, under the historical cost convention on accrual basis except for certain financial instruments which are measured at fair value. These accounting policies have been applied consistently over all the periods presented in these consolidated Ind AS financial statements, except where the Group has applied certain accounting policies and exemptions upon transition to Ind AS.

The consolidated financial statements were prepared in accordance with the accounting standards notified under Companies (Accounting Standard) Rules, 2006 (as amended) under the Act read with Rule 7 of the Companies (Accounts) Rules, 2014 (as amended), the relevant provisions of the Act (to the extent notified) and guidelines issued by the Securities and Exchange Board of India (SEBI) and other generally accepted

accounting principles in India (collectively referred to as "Indian GAAP"). Further, where applicable the Group follows prudential norms for income recognition, assets classification and provisioning for Non-performing assets (NPA), as well as contingency provisions for standard assets, prescribed by the Reserve Bank of India (RBI) for Non-Banking Financial Companies (NBFC). The accounting standards are followed to the extent, as they are not inconsistent with the Prudential Norms, prescribed by the RBI.

(b) Presentation of the consolidated financial statements

The Holding Company is covered in the definition of Non-Banking Financial Company as defined in Companies (Indian Accounting Standards) (Amendment) Rules, 2016. As per the format prescribed under Division III of Schedule III to the Companies Act, 2013 on 11 October 2013, the Holding Company presents the Consolidated Balance Sheet, the Consolidated Statement of Profit and Loss and the Consolidated Statement of Changes in Equity in the order of liquidity. A maturity analysis of recovery or settlement of assets and liabilities within 12 months after the reporting date and more than 12 months after the reporting date is presented in Note 57 of the consolidated Ind AS financial statements.

Financial assets and financial liabilities are generally reported on a gross basis except when, there is an unconditional legally enforceable right to offset the recognised amounts without being contingent on a future event and the parties intend to settle on a net basis in the following circumstances:

- (i) The normal course of business
- (ii) The event of default
- (iii) The event of insolvency or bankruptcy of the Group and/or its counterparties

(c) Use of estimates and judgements

The preparation of consolidated financial statements in conformity with Ind AS requires

management to make estimates, judgments, and assumptions that affect the application of accounting policies and the reported amounts of assets and liabilities (including contingent liabilities) and disclosures as of the date of financial statements and the reported amounts of revenue and expenses for the reporting period. Actual results could differ from these estimates. Accounting estimates and underlying assumptions are reviewed on an ongoing basis and could change from period to period. Appropriate changes in estimates are recognized in the period in which the Group becomes aware of the changes in circumstances surrounding the estimates. Any revisions to accounting estimates are recognized prospectively in the period in which the estimate is revised and future periods. The estimates and judgments that have significant impact on carrying amount of assets and liabilities at each balance sheet date are discussed at Note 2(w) of the consolidated Ind AS financial statements.

(d) Principles of consolidation

Subsidiaries and trust

The consolidated financial statements is comprised of financial statements of the Holding Company and its subsidiaries and trust. The subsidiaries and the trust are all entities over which the Group has control. The Group controls an entity when the Group is exposed to, or has rights to, variable returns from its involvement with the entity and has the ability to affect those returns through its power to direct the relevant activities of the entity. Subsidiaries and the trust are fully consolidated from the date on which control is transferred to the Group. They are deconsolidated from the date that control ceases.

The acquisition method of accounting is used to account for business combinations by the Group.

The Group combines the financial statements of the Holding Company and its subsidiaries & trust line by line adding together like items of assets, liabilities,

equity, income and expenses. Intercompany transactions, balances and unrealized gains on transactions within the Group are eliminated. Unrealized losses are also eliminated unless the transaction provides evidence of an impairment of the transferred asset. Accounting policies of subsidiaries have been changed where necessary to ensure consistency with the policies adopted by the Group.

Non-controlling interests in the results and equity of subsidiaries are shown separately in the consolidated statement of profit or loss, consolidated statement of changes in equity and balance sheet respectively. Statement of Profit and Loss including Other Comprehensive Income (OCI) is attributable to the equity holders of the Holding Company and to the non-controlling interest basis the respective ownership interest and such balance is attributed even if this results in controlling interest having a deficit balance.

Equity method

Under the equity method of accounting, the investments are initially recognized at cost and adjusted thereafter to recognize the Group's share of the post-acquisition profits or losses of the investee in profit or loss, and the Group's share of other comprehensive income of the investee in other comprehensive income. Dividends received or receivable from associates and joint ventures are recognized as a reduction in the carrying amount of the investment.

When the Group's share of losses in an equity-accounted investment equals or exceeds its interest in the entity, including any other unsecured long-term receivables, the Group does not recognize further losses, unless it has incurred obligations or made payments on behalf of the other entity.

Changes in ownership interests

The Group treats transactions with non-controlling interests that do not result in a loss of control as transactions with equity owners of the Group. A change in ownership interest results in an adjustment between the carrying amounts of the controlling

and non-controlling interests to reflect their relative interests in the subsidiary. Any difference between the amount of the adjustment to non-controlling interests and any consideration paid or received is recognized within equity.

When the Group ceases to consolidate because of a loss of control, joint control or significant influence, any retained interest in the entity is re-measured to its fair value with the change in carrying amount recognized in profit or loss. This fair value becomes the initial carrying amount for the purposes of subsequently accounting for the retained interest as an associate, joint venture or financial asset. In addition, any amounts previously recognized in other comprehensive income in respect of that entity are accounted for as if the Group had directly disposed of the related assets or liabilities. This may mean that amounts previously recognized in other comprehensive income are reclassified to profit or loss.

(e) Property, Plant and Equipment

Property, plant and equipment (PPE) are stated at cost of acquisition less accumulated depreciation and accumulated impairment, (if any). Such cost includes purchase price including import duties and other non-refundable purchase taxes or levies, borrowing cost and any cost directly attributable to bringing the assets to its working condition for its intended use and adjustments arising from exchange rate variations attributable to the assets. Any trade discounts and rebates are deducted in arriving at the purchase price.

Subsequent expenditure are included in the asset's carrying amount or recognized as a separate asset, as appropriate, only when it is probable that future economic benefits associated with the item will flow to the Group and the cost of the item can be measured reliably. The carrying amount of any component accounted for as a separate asset is derecognised when replaced. All other repairs and maintenance are charged

to profit or loss during the reporting period in which they are incurred.

Property, Plant and Equipment which are significant to the total cost of that item of Property, Plant and Equipment and having different useful life are accounted separately.

Assets costing INR 5,000 or less are fully depreciated in the year of purchase.

Cost of assets not ready for intended use, as on the Balance Sheet date, is shown as capital work in progress. Advances paid towards the acquisition of property, plant and equipment outstanding at each balance sheet date is classified as capital advances under other non- financial assets.

The carrying amount of an item of property, plant and equipment is derecognised on disposal or when no future economic benefits are expected from its use or disposal. The date of disposal of an item of property, plant and equipment is the date the recipient obtains control of that item in accordance with the requirements for determining when a performance obligation is satisfied in Ind AS 115.

Gains and losses on disposals are determined by comparing proceeds with carrying amount and are recognised in the statement of profit and loss when the asset is derecognised.

Depreciation methods, estimated useful lives and residual value

Depreciation is provided on a pro-rata basis on the straight line method based on estimated useful life prescribed under Schedule II to the Companies Act, 2013.

Tangible assets	Useful life
Premises	60 years
Furniture and fixtures	10 years
Electrical fittings	10 years
Air conditioners	10 years
Office equipments	5 years
Computers and peripherals	3 years
Vehicles	8 years

The residual values, useful lives and methods of depreciation of Property, Plant and Equipment are reviewed at each financial year end and adjusted prospectively, if appropriate

(f) Investment Property

Investment property represents property held to earn rentals or for capital appreciation or both.

Investment properties are measured initially at cost, including transaction costs. Subsequent to initial recognition, investment properties are stated at cost less accumulated depreciation and accumulated impairment loss, if any.

Depreciation on property (Flat) classified as investment property has been provided on the straight-line method over a period of 60 years based on the Group's estimate of their useful lives taking into consideration technical factors, which is the same as the period prescribed in Schedule II to the Companies Act 2013.

Though the Group initially measures investment property using cost based measurement. The said is measured subsequently at the fair value which are determined based on an annual evaluation as per Management's best estimates.

Investment properties are derecognised either when they have been disposed of or when they are permanently withdrawn from use and no future economic benefit is expected from their disposal. The difference between the net disposal proceeds and the carrying amount of the asset is recognised in the statement of profit and loss in the period of derecognition. The date of disposal of an item of investment property is the date the recipient obtains control of that item in accordance with the requirements for determining when a performance obligation is satisfied in Ind AS 115.

(g) Intangible assets and amortization

Intangible assets are stated at cost of acquisition net of recoverable taxes, trade discount and rebates less accumulated

amortisation and impairment losses, if any. Such cost includes purchase price, borrowing costs, and any cost directly attributable to bringing the asset to its working condition for the intended use and adjustments arising from exchange rate variations attributable to the intangible assets.

Subsequent costs are included in the asset's carrying amount or recognised as a separate asset, as appropriate, only when it is probable that future economic benefits associated with the item will flow to the entity and the cost can be measured reliably.

Intangible assets are amortised on a straight-line basis over the estimated useful economic life, which is the Management's estimate of its useful life.

The carrying amount of an intangible asset is derecognised on disposal or when no future economic benefits are expected from its use or disposal. Gains and losses on disposals are determined by comparing proceeds with carrying amount and are recognised in the statement of profit and loss when the asset is derecognized. The date of disposal of an item of intangible assets is the date the recipient obtains control of that item in accordance with the requirements for determining when a performance obligation is satisfied in Ind AS 115.

The residual values, useful lives and methods of amortisation of intangible assets are reviewed at each financial year end and adjusted prospectively, if appropriate.

(h) Impairment of non-financial assets

At each reporting date, the Group assesses whether there is any indication based on internal / external factors, that an asset may be impaired. If any such indication exists, the Group estimates the recoverable amount of the asset. The recoverable amount of asset is the higher of its fair value or value in use. Value in use is based on the estimated future cash flows, discounted to their present value using a pre-tax discount rate that reflects the current market assessment of time value of money and the risks specific

to it. If such recoverable amount of the asset or the recoverable amount of the cash generating unit to which the asset belongs is less than its carrying amount, the carrying amount is reduced to its recoverable amount and the reduction is treated as an impairment loss and is recognised in the statement of profit and loss. All assets are subsequently reassessed for indications that an impairment loss previously recognised may no longer exist. An Impairment loss is reversed if there has been a change in estimates used to determine the recoverable amount. Such a reversal is made only to the extent that the assets carrying amount would have been determined, net of depreciation or amortization, had no impairment loss been recognised.

(i) Provisions and contingencies

Provisions are recognised when the Group has a present obligation (legal or constructive) as a result of a past event, it is probable that an outflow of resources embodying economic benefits will be required to settle the obligation and a reliable estimate can be made of the amount of the obligation. Provisions are measured at the best estimate of the expenditure required to settle the present obligation at the each reporting date.

Provisions are determined by discounting the expected future cash flows (representing the best estimate of the expenditure required to settle the present obligation at the balance sheet date) at a pre-tax rate that reflects current market assessments of the time value of money and the risks specific to the liability. The unwinding of the discount is recognized as finance cost. Expected future operating losses are not provided for in the consolidated Ind AS financial statements.

Contingent liabilities are disclosed when there is a possible obligation arising from past events, the existence of which will be confirmed only by the occurrence or non-occurrence of one or more uncertain future events not wholly within the control of the Group or a present obligation that arises from

past events where it is either not probable that an outflow of resources will be required to settle the obligation or a reliable estimate of the amount cannot be made.

(j) Foreign currency translation

Functional and presentation currency

Items included in financial statements of the Group are measured using the currency of the primary economic environment in which the Group operates ('the functional currency'). The consolidated financial statements are presented in Indian Rupees (INR), which is the Group 's functional and presentation currency.

Transactions and balances

Foreign currency transactions are translated into the functional currency using the exchange rates at the dates of the transactions. Foreign exchange gains and losses resulting from the settlement of such transactions and from the translation of monetary assets and liabilities denominated in foreign currencies at year end exchange rates are recognised in profit or loss.

Non-monetary items that are measured at fair value in a foreign currency are translated using the exchange rates at the date when the fair value was determined. Translation differences on assets and liabilities carried at fair value are reported as part of the fair value gain or loss. For example, translation differences on non-monetary assets and liabilities such as equity instruments held at fair value through profit or loss are recognized in profit or loss as part of the fair value gain or loss and translation differences on non-monetary assets such as equity investments classified as FVOCI are recognized in other comprehensive income.

(k) Employee benefits

(i) Short-term obligations

Short-term employee benefits are recognised as an expense at the undiscounted amount in the Statement of Profit and Loss for the year in which the related services are

rendered. The Group recognises the costs of bonus payments when it has a present obligation to make such payments as a result of past events and a reliable estimate of the obligation can be made.

(ii) Post-employment obligations

(I) Defined contribution plans

(a) Provident Fund: The Group recognises contribution payable to the provident fund scheme as an expense, when an employee renders the related service. If the contribution payable to the scheme for service received before the balance sheet date exceeds the contribution already paid, the deficit payable to the scheme is recognised as a liability after deducting the contribution already paid. If the contribution already paid exceeds the contribution due for services received before the balance sheet date, then excess is recognised as an asset to the extent that the pre-payment will lead to, for example, a reduction in future payment or a cash refund.

(b) Employees' State Insurance: The Group contributes to Employees State Insurance Scheme and recognises such contribution as an expense in the Statement of Profit and Loss in the period when services are rendered by the employees.

(II) Defined benefit plans

(a) Gratuity: The Group makes contribution to a Gratuity Fund administered by trustees and managed by LIC. The Group accounts its liability for future gratuity benefits based on actuarial valuation, as at the Balance Sheet date, determined every year by an independent actuary using the Projected Unit Credit method.

Re-measurements, comprising of actuarial gains and losses, the effect of the asset ceiling, excluding amounts included in net interest on the net defined benefit liability and the return on plan assets (excluding amounts

included in net interest on the net defined benefit liability), are recognised immediately in the balance sheet with a corresponding debit or credit to retained earnings through OCI in the period in which they occur. Remeasurements are not reclassified to profit or loss in subsequent periods.

Past service costs are recognised in profit or loss on the earlier of:

- (i) The date of the plan amendment or curtailment, and
- (ii) The date that the Group recognises related restructuring costs

Net interest is calculated by applying the discount rate to the net defined benefit liability or asset.

The Group recognises the following changes in the net defined benefit obligation as an expense in the consolidated statement of profit and loss:

- (a) Service costs comprising current and past service costs, gains and losses on curtailments and non-routine settlements; and
- (b) Net interest expense or income.

(III) Other Long-term employee benefits

(a) Compensated absences - Privilege leave entitlements are recognised as a liability as per the rules of the Group. The liability for accumulated leaves which can be availed and/or encashed at any time during the tenure of employment is recognised using the projected unit credit method at the actuarially determined value by an appointed independent actuary. The liability for accumulated leaves which is eligible for encashment within the same calendar year is provided for at prevailing salary rate for the entire unavailed leave balance as at the Balance Sheet date.

(I) Leases

(I) Operating lease as lessee - The Group

has adopted Ind AS 116 - "Leases" effective 1 April, 2019, using the "full retrospective method". Further, the Group has applied the standard to its leases with the full impact recognised on the date of initial application.

The Group's lease asset classes primarily consist of leases for office premises. The Group assesses whether a contract is or contains a lease, at inception of a contract. A contract is, or contains, a lease if the contract conveys the right to control the use of an identified asset for a period of time in exchange for consideration. To assess whether a contract conveys the right to control the use of an identified asset, the Group assesses whether:

- (i) The contract involves the use of an identified asset;
- (ii) The Group has substantially all of the economic benefits from use of the asset through the period of the lease; and
- (iii) The Group has the right to direct the use of the asset.

At the date of commencement of the lease, the Group recognises a right-of-use asset ("ROU") and a corresponding lease liability for all lease arrangements in which it is a lessee, except for leases with a term of twelve months or less (short-term leases) and leases of low value assets. For these short-term and leases of low value assets, the Group recognises the lease payments as an operating expense on a straight-line basis over the term of the lease.

The right-of-use assets are initially recognised at cost, which comprises the initial amount of the lease liability adjusted for any lease payments made at or prior to the commencement date of the lease plus any initial direct costs less any lease incentives. They are subsequently measured at cost less accumulated depreciation and impairment losses, if any. Right-of-use assets are depreciated from the

commencement date on a straight-line basis over the shorter of the lease term and useful life of the underlying asset.

The lease liability is initially measured at the present value of the future lease payments. The lease payments are discounted using the interest rate implicit in the lease or, if not readily determinable, using the incremental borrowing rates. The lease liability is subsequently remeasured by increasing the carrying amount to reflect interest on the lease liability, reducing the carrying amount to reflect the lease payments made.

A lease liability is remeasured upon the occurrence of certain events such as a change in the lease term or a change in an index or rate used to determine lease payments. The remeasurement normally also adjusts the leased assets.

Lease liability and ROU asset have been separately presented in the Balance Sheet and lease payments have been classified as financing cash flows.

(II) Operating lease as lessor: In respect of assets given on operating lease, lease rentals are recognised on a straight-line basis over the term of lease unless;

- (i) Another systematic basis is more representative of the time pattern in which the benefit is derived from leased asset; or
- (ii) The payments to the lessor are structured to increase in line with the expected general inflation to compensate the lessor's expected inflationary cost increases, in which case the rental are recognised based on contractual term.

(m) Income tax

Current tax

Current tax assets and liabilities for the current and prior years are measured at the amount expected to be recovered from, or

paid to, the taxation authorities. The tax rates and tax laws used to compute the amount are those that are enacted, or substantively enacted, by the reporting date in the country where the Group operates and generates taxable income.

Current income tax relating to items recognised outside profit or loss is recognised outside profit or loss i.e either in other comprehensive income or in equity. Current tax items are recognised in correlation to the underlying transaction either in OCI or directly in equity. Management periodically evaluates positions taken in the tax returns with respect to situations in which applicable tax regulations are subject to interpretation and establishes provisions where appropriate.

Minimum Alternate Tax

Minimum alternate tax (MAT) paid in a year is charged to the statement of profit and loss as current tax. The Group recognizes MAT credit available as an asset only to the extent that it is probable that the Group will pay normal income tax during the specified period, i.e., the period for which MAT credit is allowed to be carried forward. In the year in which the Group recognizes MAT credit as an asset in accordance with the Guidance Note on Accounting for Credit Available in respect of Minimum Alternative Tax under the Income-tax Act, 1961, the said asset is created by way of credit to the statement of profit and loss and shown as "MAT Credit". The Group reviews the MAT Credit Entitlement asset at each reporting date and writes down the asset to the extent the Group does not have convincing evidence that it will pay normal tax during the specified period.

Deferred Tax

Deferred tax is provided on temporary differences at the reporting date between the tax bases of assets and liabilities and their carrying amounts for financial reporting purposes.

Deferred tax liabilities are recognised for all taxable temporary differences, except in respect of taxable temporary differences

associated with investments in subsidiaries, where the timing of the reversal of the temporary differences can be controlled and it is probable that the temporary differences will not reverse in the foreseeable future.

Deferred tax assets are recognised for all deductible temporary differences, the carry forward of unused tax credits and any unused tax losses. Deferred tax assets are recognised to the extent that it is probable that taxable profit will be available against which the deductible temporary differences, and the carry forward of unused tax credits and unused tax losses can be utilised, except in respect of deductible temporary differences associated with investments in subsidiaries deferred tax assets are recognised only to the extent that it is probable that the temporary differences will reverse in the foreseeable future and taxable profit will be available against which the temporary differences can be utilised.

The carrying amount of deferred tax assets is reviewed at each reporting date and reduced to the extent that it is no longer probable that sufficient taxable profit will be available to allow all or part of the deferred tax asset to be utilised. Unrecognised deferred tax assets are re-assessed at each reporting date and are recognised to the extent that it has become probable that future taxable profits will allow the deferred tax asset to be recovered.

Deferred tax assets and deferred tax liabilities are offset if a legally enforceable right exists to set off current tax assets against current tax liabilities and the deferred taxes relate to the same taxable entity and the same taxation authority.

(n) Cash and cash equivalents

Cash and cash equivalents include cash on hand, other short term, highly liquid investments with original maturities of three months or less that are readily convertible to known amounts of cash and which are subject to an insignificant risk of changes in value.

(o) Financial instruments

A financial instrument is defined as any contract that gives rise to a financial asset of one entity and a financial liability or equity instrument of another entity. Trade receivables and payables, loan receivables, investments in securities and subsidiaries, debt securities and other borrowings, preferential and equity capital etc. are some examples of financial instruments.

All the financial instruments are recognised on the date when the Group becomes party to the contractual provisions of the financial instruments. For tradable securities, the Group recognises the financial instruments on settlement date.

Initial recognition and measurement:

Financial assets and financial liabilities are recognized when the entity becomes a party to the contractual provisions of the instrument. Regular way purchases and sales of financial assets are recognized on trade-date, the date on which the Group commits to purchase or sell the asset.

At initial recognition, the Group measures a financial asset or financial liability at its fair value plus or minus, in the case of a financial asset or financial liability not at fair value through profit or loss, transaction costs that are incremental and directly attributable to the acquisition or issue of the financial asset or financial liability. Transaction costs of financial assets and financial liabilities carried at fair value through profit or loss are expensed in profit or loss. Immediately after initial recognition, an expected credit loss allowance (ECL) is recognized for financial assets measured at amortised cost.

When the fair value of financial assets and liabilities differs from the transaction price on initial recognition, the entity recognizes the difference as follows:

- (a) When the fair value is evidenced by a quoted price in an active market for an identical asset or liability (i.e. a Level 1 input) or based on a valuation technique that uses only data from

observable markets, the difference is recognized as a gain or loss.

- (b) In all other cases, the difference is deferred and the timing of recognition of deferred day one profit or loss is determined individually. It is either amortized over the life of the instrument, deferred until the instrument's fair value can be determined using market observable inputs, or realized through settlement.

When the Group revises the estimates of future cash flows, the carrying amount of the respective financial assets or financial liability is adjusted to reflect the new estimate discounted using the original effective interest rate. Any changes are recognized in profit or loss.

Classification and subsequent measurement

The Group classifies its financial assets as subsequently measured at either amortised cost or fair value depending on the Group's business model for managing the financial assets and the contractual cash flow characteristics of the financial assets.

A financial asset is measured at amortised cost only if both of the following conditions are met:

- (i) The asset is held within a business model whose objective is to hold them to collect contractual cash flows; and
- (ii) The contractual terms of the financial asset give rise on specified dates to cash flows that are solely payments of principal and interest on the amount outstanding.

The Group has applied Ind AS 109 and classifies its financial assets in the following measurement categories:

- Amortised cost
- Fair value through profit or loss (FVTPL); or
- Fair value through other comprehensive income (FVOCI)

Such financial assets are subsequently

measured at amortised cost using the Effective Interest rate method. Financial assets are subsequently measured at fair value through other comprehensive income if these financial assets are held within a business model whose objective is achieved by both collecting contractual cash flows and selling financial assets and the contractual terms of financial asset give rise on specified dates to cash flows that are solely payments of principal and interest on principal and the interest on the principal outstanding. Any financial instrument, which does not meet the criteria for categorisation as amortized cost or as Fair Value Through Other Comprehensive Income (FVTOCI), is classified as at Fair Value Through P&L (FVTPL). In addition, the Group may elect to classify a debt instrument, which otherwise meets amortized cost or FVTOCI criteria, as at FVTPL. However, such election is allowed only if doing so reduces or eliminates a measurement or recognition inconsistency (referred to as 'accounting mismatch'). Debt instruments included within the FVTPL category are measured at fair value with all changes recognised in the profit and loss.

Financial liabilities are classified at amortised cost or FVTPL. A financial liability is classified as at FVTPL if it is classified as held for trading, or it is a derivative or it is designated as such on initial recognition. Financial liabilities at FVTPL are measured at fair value and net gains and losses, including any interest expense, are recognised in profit or loss. Other financial liabilities are subsequently measured at amortised cost using the effective interest method. Interest expense and foreign exchange gains and losses are recognised in profit or loss. Any gain or loss on derecognition is also recognised in Statement of Profit or loss.

Equity Investments

The Group accounts for equity investments in subsidiaries at cost less impairment.

All other equity investments are measured at fair value, with value changes recognised in Statement of Profit and Loss, except for those equity investments for which the Group

has elected to present the value changes in 'Other Comprehensive Income'. However, dividend on such equity investments are recognised in Statement of Profit and loss when the Group's right to receive payment is established.

Derivative financial Instruments

Derivative financial instruments are classified and measured at fair value through profit and loss.

Fair Value Hierarchy

Some of the Group's assets and liabilities are measured at fair value for financial reporting purpose. Fair value is the price that would be received to sell an asset or paid to transfer a liability in an orderly transaction between market participants at the measurement date regardless of whether that price is directly observable or estimated using another valuation technique.

Information about the valuation techniques and inputs used in determining the fair value of various assets and liabilities are disclosed in Note 53 of the consolidated Ind AS financial statements.

Impairment of Financial Assets

The Group applies expected credit loss (ECL) model for measurement and recognition of loss allowance on the following:

- (i) Trade receivables
- (ii) Financial assets measured at amortised cost (other than trade receivables)
- (iii) Financial assets measured at fair value through other comprehensive income (FVTOCI)

In case of trade receivables, the Group follows a simplified approach wherein an amount equal to lifetime ECL is measured and recognised as loss allowance.

In case of other assets (listed as ii and iii above), the Group determines if there has been a significant increase in credit risk of the financial asset since initial recognition. If the credit risk of such assets has not increased significantly, an amount equal to 12-month ECL is measured and recognised

as loss allowance. However, if credit risk has increased significantly, an amount equal to lifetime ECL is measured and recognised as loss allowance.

Subsequently, if the credit quality of the financial asset improves such that there is no longer a significant increase in credit risk since initial recognition, the Group reverts to recognising impairment loss allowance based on 12-month ECL.

ECL is the difference between all contractual cash flows that are due to the Group in accordance with the contract and all the cash flows that the Group expects to receive (i.e. all cash shortfalls), discounted at the original effective interest rate.

Lifetime ECL are the expected credit losses resulting from all possible default events over the expected life of a financial asset. 12-month ECL are a portion of the lifetime ECL which result from default events that are possible within 12 months from the reporting date.

ECL are measured in a manner that they reflect unbiased and probability weighted amounts determined by a range of outcomes, taking into account the time value of money and other reasonable information available as a result of past events, current conditions and forecasts of future economic conditions.

As a practical expedient, the Group uses a provision matrix to measure lifetime ECL on its portfolio of trade receivables.

The provision matrix is prepared based on historically observed default rates over the expected life of trade receivables and is adjusted for forward-looking estimates. At each reporting date, the historically observed default rates and changes in the forward-looking estimates are updated.

Write-offs

The Group reduces the gross carrying amount of a financial asset when the Group has no reasonable expectations of recovering a financial asset in its entirety or a portion thereof. This is generally the case when the Group determines that the

borrower does not have assets or sources of income that could generate sufficient cash flows to repay the amounts subjected to write-offs. Any subsequent recoveries are credited to the statement of profit and loss.

De-recognition of financial instruments

(a) Financial asset - A financial asset or a part thereof is primarily de-recognised when:

- (i) The right to receive contractual cash flows from the asset has expired, or
- (ii) The Group has transferred its right to receive cash flows from the asset or has assumed an obligation to pay the received cash flows in full without material delay to a third party under a 'pass-through' arrangement; and either:
 - (a) The Group has transferred substantially all the risks and rewards of the asset, or
 - (b) The Group has neither transferred nor retained substantially all the risks and rewards of the asset, but has transferred control of the asset.

If the Group enters into transactions whereby it transfers assets recognised on its balance sheet, but retains all or substantially all the risks and rewards of the transferred assets, the transferred assets are not de-recognised. On de-recognition of a financial asset, the difference between the carrying amount of the asset and the consideration received is recognised in profit or loss.

(b) Financial liabilities: The Group de-recognises a financial liability when its contractual obligations are discharged, cancelled or expired.

Offsetting of financial instruments

Financial assets and liabilities are offset and the net amount is reported in the balance sheet where there is a legally enforceable right to offset the recognised amounts and there is an intention to settle on a net basis or realise the asset and settle the liability simultaneously. The legally enforceable right must not be contingent on future events and

must be enforceable in the normal course of business and in the event of default, insolvency or bankruptcy of the Group or the counterparty.

(p) Stock-in-trade

Stock-in-trade is valued as lower of cost and net realizable value on an individual category basis. Net realisable value is the estimated selling price in the ordinary course of business less the estimated costs of completion and the estimated costs necessary to make the sale. Cost of stock-in-trade are determined on weighted average basis.

(q) Revenue Recognition

The Group recognises revenue from contracts with customers based on a five-step model asset out in Ind AS 115, Revenue from Contracts with Customers, to determine when to recognize revenue and at what amount. Revenue is measured based on the consideration specified in the contract with a customer. Revenue from contracts with customers is recognised when services are provided and it is highly probable that a significant reversal of revenue is not expected to occur.

Revenue is measured at fair value of the consideration received or receivable. Revenue is recognised when (or as) the Group satisfies a performance obligation by transferring a promised service (i.e. an asset) to a customer. An asset is transferred when (or as) the customer obtains control of that asset

Step 1: Identify contract(s) with a customer: A contract is defined as an agreement between two or more parties that creates enforceable rights and obligations and sets out the criteria for every contract that must be met.

Step 2: Identify performance obligations in the contract: A performance obligation is a promise in a contract with a customer to transfer a good or service to the customer.

Step 3: Determine the transaction price: The transaction price is the amount of

consideration to which the Group expects to be entitled in exchange for transferring promised goods or services to a customer, excluding amounts collected on behalf of third parties.

Step 4: Allocate the transaction price to the performance obligations in the contract:

For a contract that has more than one performance obligation, the Group allocates the transaction price to each performance obligation in an amount that depicts the amount of consideration to which the Group expects to be entitled in exchange for satisfying each performance obligation.

Step 5: Recognise revenue when (or as) the Group satisfies a performance obligation.

(i) Interest income - Interest income is recognised using the effective interest rate (EIR) method by considering all contractual terms of the financial instrument in estimating the cash flows.

(ii) Dividend income - Dividend income (including from FVOCI investments) is recognised when the Group's right to receive the payment is established, it is probable that the economic benefits associated with the dividend will flow to the entity and the amount of the dividend can be measured reliably. This is generally when the shareholders approve the dividend.

(iii) Net gain on fair value changes - Financial assets are subsequently measured at fair value through profit or loss (FVTPL) or fair value through other comprehensive income (FVOCI), as applicable. The Group recognises gains/losses on fair value change of financial assets measured as FVTPL and realised gains/losses on derecognition of financial asset measured at FVTPL and FVOCI.

(iv) Sale of services - Income from services (including other operating revenues) are recognized with reference to achievement of milestones defined in the corresponding engagement or

mandate letters entered with counter party which reflects the stage of each performance obligation.

(v) **Brokerage income** - Brokerage income is recognized on trade date basis and is exclusive of GST and Securities Transaction Tax (STT) wherever applicable, except for brokerage of commodity transactions, which are accounted on transactional / accrual basis depending upon the respective transaction.

(vi) **Investment advisory and transactional processing fees** - Performance obligations are satisfied over a period of time and advisory and transactional processing fees income is accounted in accordance with the terms of contracts, entered into between the Group and the counter party.

(vii) Account maintenance charges are recognized on time basis over the period of the contract.

(viii) **Depository income**- Income from depository services, finance charges on client dues are recognised on the basis of agreements entered into with the clients and when the right to receive the income is established.

(ix) **Contract Balances**

Trade Receivables - A receivable represents the Group's right to an amount of consideration that is unconditional.

Unbilled Revenue - Unbilled revenue represents value of services performed in accordance with reference to achievement of milestones defined in the corresponding engagement or mandate letters entered with counter party with the contract terms but not billed.

Contract Liabilities - A contract liability is the obligation to transfer goods or services to a customer for which the Group has received consideration (or an amount of consideration is due)

from the customer. If a customer pays consideration before the Group transfers goods or services to the customer, a contract liability is recognised when the payment is made or the payment is due (whichever is earlier). Contract liabilities are recognised as revenue when the Group performs under the contract.

(r) **Cash flow statement**

Cash flows are reported using the indirect method, where by profit / (loss) before tax is adjusted for the effects of transactions of non-cash nature and any deferrals or accruals of past or future cash receipts or payments. For the purpose of the Statement of Cash Flows, cash and cash equivalents as defined above, as they are considered an integral part of cash management of the Group.

(s) **Earnings per share**

Basic Earnings Per Share is calculated by dividing the net profit or loss for the period attributable to equity shareholders by the weighted average number of equity shares outstanding during the period.

The weighted average number of equity shares outstanding during the period and for all periods presented is adjusted for events, such as bonus shares, other than the conversion of potential equity shares, that have changed the number of equity shares outstanding, without a corresponding change in resources. For the purpose of calculating diluted earnings per share, the net profit or loss for the period attributable to equity shareholders and the weighted average number of shares outstanding during the period is adjusted for the effects of all dilutive potential equity shares.

(t) **Dividends**

The final dividend on shares is recorded as a liability on the date of approval by the shareholders, and interim dividends are recorded as liability on the date of declaration by the Group's Board of Directors and consequently approved by the shareholders.

(u) Segment information

Operating segments are those components of the business whose operating results are regularly reviewed by the chief operating decision making body in the Group to make decisions for performance assessment and resource allocation.

The reporting of segment information is the same as provided to the management for the purpose of the performance assessment and resource allocation to the segments.

The accounting policies adopted for Segment reporting are in line with the accounting policies of the Group with the following additional policies:

Revenue and expenses have been identified to segments on the basis of their relationship to the operating activities of the Segment. Revenue and expenses, which relate to the enterprise as a whole and are not allocable to Segments on a reasonable basis have been included under "Un-allocable".

Assets and liabilities have been identified to segments on the basis of their relationship to the operating activities of the Segment. Assets and liabilities, which relate to the enterprise as a whole and are not allocable to Segments on a reasonable basis have been included under "Un-allocable".

(v) Events after reporting date

Where events occurring after the balance sheet date provide evidence of conditions that existed at the end of the reporting period, the impact of such events is adjusted within the consolidated financial statements.

Otherwise, events after the balance sheet date of material size or nature are only disclosed.

(w) Critical estimates and judgements

The preparation of consolidated financial statements requires the use of accounting estimates which by definition will seldom equal the actual results. Management also need to exercise judgement in applying the Group's accounting policies.

This note provides an overview of the areas that involved a higher degree of judgement or complexity, and items which are more likely to be materially adjusted due to estimates and assumptions turning out to be different than those originally assessed. Detailed information about each of these estimates and judgements is included in relevant notes together with information about the basis of calculation for each affected line item in the financial statements.

The areas involving critical estimates or judgement are:

- (i) Estimated useful life of PPE - refer Note 2(e) and 12
- (ii) Estimation of tax expenses and tax payable - refer Note 2(m) and 52
- (iii) Fair value of financial instruments - refer Note 2(o) and 54
- (iv) Estimation of Defined benefit obligations - refer Note 2(k) and 50
- (v) Probable outcome of matters included under Contingent Liabilities - refer note 2(i) and 40

Notes forming part of the Consolidated Ind AS Financial Statements

(Currency: Indian Rupees in Lakhs)

3 CASH AND CASH EQUIVALENTS	31 March 2024	31 March 2023
Cash on hand	10.32	9.97
Balances with banks		
- In current accounts	167.03	296.63
- In fixed deposits accounts (with maturity of 3 months or less)	6.89	6.54
	184.24	313.14

Note: There are no repatriation restrictions with regard to cash and cash equivalents as at the end of the reporting periods disclosed in the financial statements.

4 BANK BALANCES OTHER THAN CASH AND CASH EQUIVALENTS	31 March 2024	31 March 2023
Fixed deposits with banks (with maturity of more than 3 months)	1,013.77	997.54
Earmarked balances with banks towards unpaid dividend accounts	7.48	8.49
	1,021.26	1,006.03

Notes:

- There are no repatriation restrictions with regard to bank balances other than cash and cash equivalents as at the end of the reporting periods disclosed in the financial statements.
- There are no bank deposits and balances with banks to the extent held as margin money or security against the borrowings, guarantees, other commitments as at the end of the reporting periods disclosed in the financial statements, except for fixed deposits amounting to INR 8,93,31,000 (31 March 2023: INR 8,93,31,000) pledged against overdraft facility from banks.
- Bank balances include restricted bank balances of INR 7,48,373 (31 March 2023: INR 8,48,902) on account of bank balances held as unpaid dividends.

5 RECEIVABLES	31 March 2024	31 March 2023
Trade receivables		
Receivables considered good - unsecured	942.71	286.18
Unbilled revenue	1.75	2.00
Receivables - credit impaired	-	-
Less : Impairment loss allowance	(11.90)	(6.54)
	932.56	281.64
Other receivables		
Receivables considered good - unsecured	14.76	13.84
Less : Impairment loss allowance	-	-
	14.76	13.84
	947.31	295.48

Notes:

- The Group applies the Ind AS 109 simplified approach to measuring expected credit losses (ECLs) for receivables at an amount equal to lifetime ECLs. The ECLs on receivables are calculated based on actual historic credit loss experience over the preceding three to five years on the total balance of non-credit impaired receivables. The Group considers a receivable to be credit impaired when one or more detrimental events have occurred, such as significant financial difficulty of the client or it becoming probable that the client will enter bankruptcy or other financial reorganization. When a receivable is credit impaired, it is written off against receivables and the amount of the loss is recognised in the income statement. Subsequent recoveries of amounts previously written off are credited to the income statement. Further, the Group has recognised ECL on credit impaired assets only.
- No trade or other receivable are due from directors or other officers of the Group either severally or jointly with any other person. Nor any trade or other receivable are due from firms or private companies respectively in which any director is a partner, a director or a member.
- Trade and other receivables are non-interest bearing and the same is relied upon by the Auditor.

Trade Receivable ageing schedule as at 31st March, 2024

Particulars	Less than 6 months	6 months - 1 year	1-2 years	2-3 years	More than 3 years	Total
(i) Undisputed Trade receivable-Considred good	902.80	2.20	30.39	7.32	-	942.71

Trade Receivable ageing schedule as at 31st March,2023

Particulars	Less than 6 months	6 months -1 year	1-2 years	2-3 years	More than 3 years	Total
(i) Undisputed Trade receivable-Considred good	256.70	7.35	2.14	19.07	0.92	286.18

6 LOANS

	31 March 2024	31 March 2023
(A) Measured at amortised cost / fair value through profit or loss		
At amortised cost		
Loans repayable on demand (Refer notes below)	673.30	714.27
At fair value through profit or loss		
Loan to employees - considered good	7.05	2.70
	680.35	716.98
	680.35	716.98
(B) Secured / Unsecured		
(i) Secured by shares	-	357.04
(ii) Unsecured	680.35	359.94
	680.35	716.98
(C) Of the above		
(i) Loans in India		
- Public sector	-	-
- Others	680.35	716.98
	680.35	716.98
(ii) Loans outside India	-	-
	680.35	716.98
(D) Stage wise breakup of loans		
(i) Low credit risk (Stage 1)	680.35	716.98
(ii) Significant increase in credit risk (Stage 2)	-	-
(iii) Credit impaired (Stage 3)	-	-
	680.35	716.98

Notes:

- The Holding Company - Keynote Financial Services Limited, had given an unsecured loan to Siddha Real Estate Development Private Limited amounting to INR 1,00,00,000 at the rate of 12% p.a., repayable on demand.
- The Subsidiary Company - Keynote Fincorp Limited had given secured loans to other parties carrying interest rate between 12% to 18% p.a. The said loans were repayable on demand.
- The Subsidiary Companies - Keynote Capital Limited, Keynote Fincorp Limited had given unsecured loans and advances to various parties at the rate of interest ranging between 15% to 18% p.a., repayable on demand. Additionally, the said subsidiaries have also lent interest free loans and advances to various parties, repayable on demand.
- The Group considers the secured / unsecured loans given to other parties as fully recoverable i.e. at Stage 1 category (low credit risk) at the various reporting periods. Accordingly, in line with the Group's accounting policy no impairment provision was created at the end of the aforesaid mentioned reporting periods.

ANNUAL REPORT 2023-24

Notes forming part of the Consolidated Ind AS Financial Statements

(Currency: Indian Rupees in Lakhs)

7 INVESTMENTS

Sr No.	Particulars	No. of Shares / units		Quoted / Unquoted	Face Value	Amount as at	
		31 March 2024	31 March 2023			31 March 2024	31 March 2023
(A) Investments measured at amortised cost							
Investment in Associates							
1	Maple leaf trading & Services Ltd			Unquoted		498.51	601.86
Total (I)						498.51	601.86
Investments in debt securities							
1	Series II 8% Partly convertible debentures - Netambit Valuefirst Services Private Limited	7,500	7,500	Unquoted	1,000	75.00	75.00
2	J M Fin ASST RECON CO LTD-TR XXXV BR NCD 11JULY24	9	9	Quoted	1,000	90.00	90.00
3	SRH Life Styles Private Limited	2,097	2,097	Unquoted	10	33.45	33.45
Total (II)						198.45	198.45
Total (I+II)						696.95	800.30
(B) Investments measured at fair value through profit or loss							
(i) Investments in mutual funds / exchange traded funds							
1	HDFC Ultra Short Term Fund-Direct Plan-Weekly Dividend	-	806	Quoted		-	35.66
2	Quant Quantamental Fund	909,641	909,641	Quoted		200.64	122.06
3	ICICI Prudential Nifty 50 Index Fund	148,160	148,160	Quoted		328.47	253.50
4	ICICI Prudential Liquid Fund-Growth	-	66,562	Quoted		-	220.09
5	Nippon India Balanced Advantage Fund	204,741	204,741	Quoted		318.36	256.33
6	Kotak Savings Fund - Growth (Regular Plan)	-	-	Quoted		-	-
7	Kotak Saving Fund	-	-	Quoted		-	-
8	Parag Parikh Flexi Cap Fund - Regular Plan - Growth	394,631	394,631	Quoted		273.55	195.31
9	HDFC Overnite Fund	1,533.20	-	Quoted		54.48	-
10	Aditya Birla SL Saving Fund	70,211	-	Quoted		350.09	-
11	HDFC Liquid Fund Growth	1,220	-	Quoted		57.52	-
12	LIC MF Ultra Short Duration Fund	13,719	-	Quoted		166.66	-
13	Old Bridge Focused Equity Fund	1,999,900	-	Quoted		198.19	-
14	DSP Low Duration Fund	117,961	-	Quoted		21.34	-
15	ICICI Prudential Money Market Fund	-	-	Quoted		-	0.25
16	HDFC Overnite Fund	1,454.21	-	Unquoted		51.67	-
17	Tata Mutual Fund	3,513,843	-	Unquoted		457.26	-
18	LIC Mutual Fund	16,450	-	Unquoted		200.00	-
19	Abbacus Growth Fund	19,999	-	Unquoted		348.20	229.21
20	J M Low duration fund	1,106,082	-	Unquoted		373.93	-
Total (B - i)						3,400.35	1,312.41
(ii) Rights in financial assets (refer note 4 below)							
Total (B - ii)						101.70	101.70
(iii) Investments in equity instruments							
1	Godrej Properties Limited	1,475	2,000	Quoted	5	33.91	20.61
2	HDFC Bank Limited	780	493	Quoted	1	11.30	7.94
3	Info Edge (India) Limited	-	20	Quoted	10	-	0.75
4	Shree Cement Limited	-	1	Quoted	10	-	0.26

KEYNOTE FINANCIAL SERVICES LIMITED

Notes forming part of the Consolidated Ind AS Financial Statements (Currency: Indian Rupees in Lakhs)

Sr No.	Particulars	No. of Shares / units		Quoted / Unquoted	Face Value	Amount as at	
		31 March 2024	31 March 2023			31 March 2024	31 March 2023
5	Page Industries Limited	-	1	Quoted	10	-	0.38
6	Bajaj Finance Limited	-	20	Quoted	2	-	1.12
7	Bajaj Finserv Limited	-	149	Quoted	5	-	1.89
8	Steelcast Limited	5,400	6,000	Quoted	5	35.31	27.33
9	Asian Paints Limited	-	46	Quoted	1	-	1.27
10	Astral Ltd	2,666	2,751	Quoted	1	53.07	35.90
11	Cholamandalam Investment and Finance Company Ltd	-	483	Quoted	2	-	3.68
12	Reliance Industries Limited	398	543	Quoted	10	11.85	12.66
13	Larsen & Toubro Ltd	345	143	Quoted	2	13.02	3.10
14	ICICI Bank Ltd	1,161	1,284	Quoted	2	12.72	11.26
15	PSP Projects Ltd	322	234	Quoted	10	2.21	1.57
16	State Bank of India	2,517	2,648	Quoted	1	18.94	13.87
17	Fortis Healthcare Ltd	1,599	1,727	Quoted	10	6.71	4.49
18	Maruti Suzuki India Ltd	-	29	Quoted	5	-	2.40
19	Tata Motors Ltd -New NPP FV 2 CLASS-EQ	2,960	3,019	Quoted	2	29.39	12.70
20	Titan Company Ltd	-	112	Quoted	1	-	2.82
21	Zee Entertainment Enterprises Ltd	7,221	6,745	Quoted	1	10.02	14.28
22	India Bulls Real Estates Ltd	11,067	14,075	Quoted	2	12.83	6.87
23	Housing Development Finance Corporation Ltd	-	347	Quoted	2	-	9.12
24	Poly Medicure Ltd	-	68	Quoted	5	-	0.65
25	J B Chemicals & Pharmaceuticals Ltd	194	152	Quoted	2	3.20	3.00
26	Infosys Limited	150	462	Quoted	5	2.25	6.60
27	Bharti Airtel Ltd	2,139	2,326	Quoted	5	26.29	17.42
28	Tech Mahindra Ltd	1,125	1,125	Quoted	5	14.07	12.40
29	Piramal Enterprises Ltd	1,648	1,586	Quoted	2	13.99	10.75
30	ITC Ltd	470	470	Quoted	1	2.01	1.80
31	Vidhi Speciality Food Ingredients Ltd	7,450	6,700	Quoted	1	33.84	21.86
32	Tata Consultancy Services Ltd	-	15	Quoted	1	-	0.48
33	IDFC Ltd	-	3,632	Quoted	10	0.00	2.85
34	Healthcare Global Enterprises Ltd	2,223	2,223	Quoted	10	7.52	5.84
35	Tv18 Broadcast Ltd	-	7,500	Quoted	2	-	2.16
36	Tata Steel Limited	6,000	10,570	Quoted	10	9.35	11.05
37	Tata Communications Ltd	-	67	Quoted	10	-	0.83
38	Orient Refractories Ltd (RHI Magnetia India Ltd)	497	801	Quoted	1	2.74	5.04
39	Nirlon Ltd	1,919	480	Quoted	10	8.18	1.80
40	Hindalco Industries Ltd	-	273	Quoted	1	-	1.11
41	Den Networks Ltd	-	5,964	Quoted	10	0.00	1.59
42	Blue Dart Express Ltd	-	71	Quoted	10	-	4.40
43	Cipla Ltd	1,250	1,408	Quoted	2	18.68	12.68
44	Ajanta Pharma Ltd	-	116	Quoted	2	-	1.40
45	Antony Waste Handling Cell Ltd.	1,900	1,900	Quoted	10	8.77	4.71

ANNUAL REPORT 2023-24

Notes forming part of the Consolidated Ind AS Financial Statements (Currency: Indian Rupees in Lakhs)

Sr No.	Particulars	No. of Shares / units		Quoted / Unquoted	Face Value	Amount as at	
		31 March 2024	31 March 2023			31 March 2024	31 March 2023
46	ABB Power & System Ltd.	-	370	Quoted	10	-	12.36
47	Bharat Wires Ltd.	9	9	Quoted	10	0.02	0.01
48	Coral Labs Ltd	3,000	3,000	Quoted	10	11.14	6.87
49	Gland Pharma Ltd		264	Quoted	10	-	3.35
50	Glenmark Sciences Ltd	1,967		Quoted	2	15.25	-
51	G S P L	3,062	3,687	Quoted	10	10.91	9.75
52	HDFC LTD		97	Quoted	-	-	2.55
53	HDFC LTD	437		Quoted	1	6.33	-
54	HCL Technologies Ltd	429		Quoted	2	6.62	-
55	HINDALCO	2,067	2,067	Quoted	1	11.58	8.38
56	ITC Ltd	-	1,535	Quoted	1	-	5.89
57	Kisan Moulding Ltd.	15,000	15,000	Quoted	10	9.08	0.96
58	L & T Ltd		156	Quoted	2	-	3.38
59	L & T Infotech Ltd		52	Quoted	10	-	2.47
60	Redington India Ltd	8,726	8,726	Quoted	10	18.17	14.54
61	Reliance Ltd		350	Quoted	10	-	8.16
62	Restaurant Brand Asia Ltd	3,270		Quoted	10	3.32	-
63	Sapphire Foods Ltd	140		Quoted	10	2.20	-
64	State Bank of India	-	1,168	Quoted	1	-	6.12
65	TCS Ltd		57	Quoted	10	-	1.83
66	Arman Financial Services Ltd	165		Quoted	10	3.04	-
67	Ashapura Minechem Ltd		10,000	Quoted	2	-	11.20
68	Aegis Logistics Ltd		942	Quoted	1	-	3.57
69	AIA Engineering Ltd	245	337	Quoted	2	9.59	9.78
70	Archeam Chemical Ltd		5,000	Quoted	2	-	32.54
71	Alkem Laboratory Ltd		55	Quoted	2	-	1.87
72	Aptech Ltd		50,000	Quoted	10	-	170.53
73	Auribindo Pharma Ltd	2,135	2,135	Quoted	1	23.26	11.06
74	Axis Bank Ltd	346		Quoted	2	3.63	-
75	BASF Ltd	39		Quoted	2	1.30	-
76	Barbeque Nation Ltd	934	934	Quoted	10	4.66	5.93
77	Bayer Crop Science Ltd		33	Quoted	10	-	1.34
78	Bharat Forge Ltd	9,000	364	Quoted	2	101.65	2.80
79	Bharti Airtel Ltd	-	500	Quoted	10	-	3.75
80	Birla Corporation Ltd		156	Quoted	10	-	1.38
81	Bosch Ltd		20	Quoted	10	-	3.87
82	BSE Ltd	5,000	5,000	Quoted	2	125.80	21.55
83	Bank of Baroda-Equity		31,000	Quoted	2	-	52.33
84	CCL Products India Ltd	432		Quoted	2	2.53	-
85	Canara Bank	32,400		Quoted		188.28	-
86	Chambal Fertilisers Ltd		3,810	Quoted	10	-	10.06

KEYNOTE FINANCIAL SERVICES LIMITED

Notes forming part of the Consolidated Ind AS Financial Statements (Currency: Indian Rupees in Lakhs)

Sr No.	Particulars	No. of Shares / units		Quoted / Unquoted	Face Value	Amount as at	
		31 March 2024	31 March 2023			31 March 2024	31 March 2023
87	Clean Science & Tech. Ltd		159	Quoted	1	-	2.01
88	Container Corpn. Ltd		442	Quoted	2	-	2.70
89	Coromandel International Ltd.		993	Quoted	1	-	8.73
90	Cummins India Ltd		48	Quoted	2	-	0.78
91	Eicher Motors Ltd	-	190	Quoted	10	-	5.61
92	Emami Ltd		619	Quoted	1	-	2.22
93	Eureka Forbes Ltd	578		Quoted	10	2.64	-
94	Fairchem Organics Ltd-EQ	191		Quoted	10	2.27	-
95	Globus Spirit Ltd	938	938	Quoted	10	6.24	7.28
96	Gujarat Ambuja Exports Ltd	4,766		Quoted	2	7.60	-
97	Hudco Ltd		228,334	Quoted	10	-	98.96
98	ICIC Lombard Gen Insurance Ltd	262		Quoted	10	4.41	-
99	ICICI Prudential Ltd	580		Quoted	10	3.53	-
100	intellect Design Area Ltd	309		Quoted	5	3.39	-
101	Inter Global Aviation Ltd	5,100		Quoted	10	180.77	-
102	ICICI Bank Ltd	303	1,126	Quoted	2	3.32	9.88
103	Indiamart Intermesh Ltd	263	134	Quoted	10	6.96	6.74
104	Indian Energy Exchange Ltd	6,764	6,764	Quoted	10	9.08	8.65
105	IDFC Ltd	10	10	Quoted	10	0.01	0.01
106	IDFC Bank Ltd	10	10	Quoted	10	0.01	70.06
107	Interglobe Aviation Ltd	486		Quoted	10	17.23	-
108	Ipca Laboratories Ltd		448	Quoted	2	-	3.63
109	Jubilant ingrevia Ltd		1,696	Quoted	1	-	6.10
110	Vedant Fashions Ltd		178	Quoted	10	-	2.03
111	J M Financial Services Ltd	315,000	315,000	Quoted	1	234.86	187.68
112	Uniparts India Ltd		10,000	Quoted	2	-	54.24
113	Marksans Pharma Ltd	8,315	8,315	Quoted	2	12.60	5.86
114	Maruti Suzuki India Ltd		14	Quoted	5	-	1.16
115	Kaveri Seeds Ltd	1,285	1,401	Quoted	2	8.01	6.68
116	KEI Industries Ltd		470	Quoted	2	-	7.99
117	Kotak Mahindra Bank Ltd	172	571	Quoted	5	3.07	9.90
118	L & T Technologies Ltd		212	Quoted	10	-	7.16
119	LKP Securities Ltd	441,000	441,000	Quoted	2	79.25	49.88
120	MSP Steels Ltd	5,000		Quoted	10	1.53	-
121	Mahindra Logistics Ltd	638		Quoted	10	2.61	-
122	Max Financial Services Ltd		768	Quoted	2	-	4.88
123	Ugro Cap. Ltd	50,000	75,000	Quoted	2	109.78	108.75
124	O K Play Ltd	-	35,189	Quoted	10	-	28.30
125	PSP Projects Ltd	316		Quoted	10	2.17	-
126	Page Industries Ltd		17	Quoted	10	-	6.45
127	Perfect Infraengineers Ltd	1,659	1,878	Quoted	10	19.41	7.57

ANNUAL REPORT 2023-24

Notes forming part of the Consolidated Ind AS Financial Statements (Currency: Indian Rupees in Lakhs)

Sr No.	Particulars	No. of Shares / units		Quoted / Unquoted	Face Value	Amount as at	
		31 March 2024	31 March 2023			31 March 2024	31 March 2023
128	Punjab National Bank	24,000	-	Quoted	2	29.84	-
129	Religare Enterprises Ltd	-	503	Quoted	10	-	0.73
130	Shobha Developers Ltd	-	-	Quoted	10	-	-
131	Tata Steel Ltd	10,213	719	Quoted	10	15.92	0.75
132	Radico Khaitan Ltd	989	989	Quoted	2	17.07	11.81
133	Ramkrishna Forging Ltd	2,268	4,065	Quoted	10	15.67	11.64
134	Sarveshwar Foods Ltd	-	60,800	Quoted	10	-	39.57
135	Shree Ram Trans. Finance Ltd	958	358	Quoted	10	22.61	12.07
136	Syngene International Ltd	2,189	2,189	Quoted	10	15.36	13.01
137	Tech Mahindra Ltd	-	363	Quoted	1	-	4.00
138	Voltas Ltd	-	280	Quoted	1	-	2.29
139	Edelweiss Financial Services Ltd	11,939	16,463	Quoted	10	7.59	8.64
140	EPL Limited	1,044	1,610	Quoted	10	1.86	2.61
141	Nucleus Software Exports Ltd	455	1,324	Quoted	10	5.38	8.45
142	NATCO PHARMA LTD	2,038	1,946	Quoted	10	19.39	10.97
143	INDIA PESTICIDES LTD.	171	-	Quoted	10	0.35	-
144	HINDUJA GLOBAL SOLUTIONS LTD	-	94	Quoted	10	-	0.97
145	Axis Bank Ltd	339	1,193	Quoted	10	3.55	10.24
145	DHAR TEXTILE MILLS LTD	400	400	Quoted	10	0.04	0.04
146	INDU NISSAN OXO CHEM	76	76	Quoted	10	0.01	0.01
147	TPI India Ltd	400	400	Quoted	10	0.06	0.01
147	3M India Ltd	-	-	Quoted	10	-	0.00
148	Abbott India Ltd	-	9	Quoted	10	-	1.99
149	BEML Ltd	-	93	Quoted	10	-	1.17
150	Brigade Enterprises Ltd	-	-	Quoted	10	-	0.00
150	Cartrade Tech Ltd	-	29	Quoted	10	-	0.11
151	Coforge Ltd	-	58	Quoted	10	-	2.21
152	Computer Age Management Services Ltd	-	31	Quoted	10	-	0.63
152	Crompton Greaves Consumer Electrical Ltd	-	-	Quoted	10	-	0.00
153	Dodla Dairy Ltd	-	214	Quoted	10	-	0.99
154	Dr Lal Pathlabs Ltd	70	20	Quoted	10	1.58	0.37
154	Fine Organic Industries Ltd	-	6	Quoted	10	0.00	0.26
155	Garware Technical Fibres Ltd	-	32	Quoted	10	-	0.93
156	HDFC Life Insurance Company Ltd	-	175	Quoted	10	-	0.87
157	ICICI Lombard General Insu Company Lte	254	180	Quoted	10	4.28	1.93
157	Indigo Paints Ltd	-	98	Quoted	10	-	0.99
158	Jash Engineering Ltd	2,000	2,725	Quoted	10	33.89	22.88
159	Kotak Mahindra Bank Ltd	188	121	Quoted	10	3.36	2.10
159	Lnt Technology Services Ltd	-	7	Quoted	10	-	0.24
160	Metropolis Healthcare Ltd	-	35	Quoted	10	-	0.44
161	Music Broadcast Ltd	12,810	32,737	Quoted	10	2.07	3.55

KEYNOTE FINANCIAL SERVICES LIMITED

Notes forming part of the Consolidated Ind AS Financial Statements (Currency: Indian Rupees in Lakhs)

Sr No.	Particulars	No. of Shares / units		Quoted / Unquoted	Face Value	Amount as at	
		31 March 2024	31 March 2023			31 March 2024	31 March 2023
161	Navin Fluorine International Ltd	-	39	Quoted	10	-	1.66
162	Nestle India Ltd	-	24	Quoted	10	-	4.73
163	Nykaa	-	614	Quoted	10	-	0.76
164	Orient Electric Ltd	-	-	Quoted	10	-	0.00
164	Persistent Systems Ltd	-	43	Quoted	10	-	1.98
165	Phoenix Mills Ltd	-	60	Quoted	10	-	0.78
166	Saregama India Ltd	-	310	Quoted	10	-	1.03
166	SBI Card and Payment Services Ltd	159	285	Quoted	10	1.09	2.11
167	Sequent Scientific Ltd	-	627	Quoted	10	-	0.46
168	Vedant Fashions Ltd	-	87	Quoted	10	-	0.99
168	Trent Ltd	-	900	Quoted	10	-	12.38
169	ZOMATO LTD	-	9,832	Quoted	1	-	5.01
170	63 Moons Ltd	1,500	-	Quoted	2	5.73	-
171	Religare Enterprises Ltd	7,461	1,366	Quoted	10	15.62	1.98
171	Hitachi Energy India Ltd	-	132	Quoted	10	-	4.41
172	Gujarat Fluorochemicals Ltd	-	-	Quoted	10	-	0.00
173	Godrej Industries Ltd	-	1,126	Quoted	10	-	4.55
173	EUREKA FORBES LTD	3,267	2,700	Quoted	10	14.93	11.52
174	EICHER Motors Ltd	450	48	Quoted	10	18.09	1.42
175	Sona BLW Precision Forgings Ltd	-	110,000	Quoted	10	-	454.47
175	Scan point Geomatics Limited	400	400	Quoted	2	0.04	0.03
176	ABB India Ltd	-	384	Quoted	10	0.00	12.92
177	Ambuja Cement Ltd	-	127	Quoted	10	-	0.46
178	Campus Activewear Ltd	-	122	Quoted	10	0.00	0.41
178	CONFIDENCE PETROLEUM INDIA LTD	8,398	2,596	Quoted	10	7.05	1.58
179	Creditaccess Grameen Ltd	-	779	Quoted	10	-	7.13
180	DEEPAK FERTILISERS PETROCHEMICALS CORP LTD	2,200	326	Quoted	10	11.10	1.79
180	Escorts Ltd	519	700	Quoted	10	14.42	13.24
181	Heranba Industries Ltd	-	93	Quoted	10	-	0.26
182	IIFL Finance Ltd	-	97	Quoted	10	-	0.47
182	Life Insurance Corporation of India	-	302	Quoted	10	-	1.61
183	Matrimony.Com Ltd	-	136	Quoted	10	-	0.70
184	Motilal Oswal Financial Services Ltd	-	122	Quoted	10	-	0.74
185	NTPC Ltd	3,304	5,408	Quoted	10	11.10	9.48
185	Rainbow Childrens Medicare Ltd	-	178	Quoted	10	-	1.30
186	The Catholic Syrian Bank Ltd	-	670	Quoted	10	0.00	1.65
187	Valiant Organics Ltd	-	174	Quoted	10	-	0.73
187	Zydus Lifesciences Ltd	-	678	Quoted	10	-	3.33
188	Aarti Drugs Ltd	-	705	Quoted	10	-	2.38
189	Avenue Supermarts Ltd	-	14	Quoted	10	-	0.48
189	Birla Soft Ltd	-	324	Quoted	10	-	0.85

ANNUAL REPORT 2023-24

Notes forming part of the Consolidated Ind AS Financial Statements (Currency: Indian Rupees in Lakhs)

Sr No.	Particulars	No. of Shares / units		Quoted / Unquoted	Face Value	Amount as at	
		31 March 2024	31 March 2023			31 March 2024	31 March 2023
190	Bosch Ltd	-	1	Quoted	10	-	0.19
191	C G Power & Industrial Solutions Ltd	-	327	Quoted	10	-	0.98
192	Dhampur Bio Organics Ltd	1,650	208	Quoted	10	1.90	0.30
192	Elecon Engineering Company Ltd	603	1,754	Quoted	10	5.73	6.70
193	Federal Bank	-	358	Quoted	10	-	0.47
194	GOCL Corporation Ltd	-	606	Quoted	10	-	1.77
194	Indusind Bank Ltd	-	71	Quoted	10	-	0.76
195	KPI Green Energy Ltd	565	69	Quoted	10	8.60	0.29
196	La Opala RG Ltd	-	692	Quoted	10	-	2.35
196	Mahindra & Mahindra Ltd	-	742	Quoted	10	-	8.60
197	Onwards Technologies Ltd	-	50	Quoted	10	-	0.14
198	Piramal Pharma Ltd	7,176	8,723	Quoted	10	9.25	5.97
199	Quick Heal Technologies Ltd	-	667	Quoted	10	-	0.89
199	Royal Orchid Hotels Ltd	-	83	Quoted	10	-	0.22
200	Safari Industries Ltd	-	157	Quoted	10	-	3.22
201	Sagar Cements Ltd	1,773	2,429	Quoted	10	3.70	4.60
201	Sona Blw Precision Forgings Ltd	-	397	Quoted	10	-	1.64
202	Syngene International Ltd	-	156	Quoted	10	-	0.93
203	Syrma Sgs Technology Ltd	1,716	2,829	Quoted	10	7.98	7.43
203	Unitech Ltd	-	48,477	Quoted	10	-	0.57
204	ZOMATO LTD	32,311	38,505	Quoted	10	58.92	19.62
205	Data Patterns India Ltd	-	53	Quoted	10	-	0.73
206	Gail (India) Ltd	-	83	Quoted	10	-	0.09
206	Manappuram Finance Ltd	-	146	Quoted	10	-	0.18
207	Bajaj Holding Investment Ltd	-	5	Quoted	10	-	0.30
208	Balkrishna Industries Ltd	68	40	Quoted	10	1.58	0.78
208	Bank of Baroda	1,850	790	Quoted	10	4.89	1.33
209	Borosil Ltd	601	536	Quoted	10	2.15	1.75
210	Cigniti Technologies Ltd	-	30	Quoted	10	0.00	0.22
210	Container Corporation of India Ltd	-	154	Quoted	10	-	0.89
211	Craftsman Automation Ltd	-	22	Quoted	10	-	0.71
212	Delta Corp Ltd	2,380	3,391	Quoted	10	2.63	6.13
213	Dr Reddy	77	5	Quoted	10	4.74	0.23
213	Easytrip Planners Ltd	-	690	Quoted	10	-	0.30
214	Five Star Business Finance	-	1,055	Quoted	10	-	5.68
215	Global Health Ltd	-	79	Quoted	10	-	0.42
215	Grindwell Norton Ltd	-	65	Quoted	10	-	1.22
216	HCL Technologies Ltd	-	75	Quoted	10	-	0.81
217	Hemisphere Properties India Ltd	2,748	2,280	Quoted	10	5.49	1.88
217	IDFC First Bank Ltd	-	1,487	Quoted	10	-	0.82
218	LTIMINDTREE LTD	-	26	Quoted	10	-	1.24

KEYNOTE FINANCIAL SERVICES LIMITED

Notes forming part of the Consolidated Ind AS Financial Statements (Currency: Indian Rupees in Lakhs)

Sr No.	Particulars	No. of Shares / units		Quoted / Unquoted	Face Value	Amount as at	
		31 March 2024	31 March 2023			31 March 2024	31 March 2023
219	Multi Commodity Exchange of India Ltd	417	417	Quoted	10	13.96	-
220	P B Fintech Ltd	791	1,258	Quoted	10	8.89	8.04
220	Power Mech Projects Ltd	-	97	Quoted	10	-	2.39
221	SBI LIFE INSURANCE COMPANY LTD	-	8	Quoted	10	-	0.09
222	Shalimar Paints Ltd	3,531	2,882	Quoted	10	5.88	3.93
222	Sundaram Fasteners Ltd	443	421	Quoted	10	4.84	4.12
223	Tube Investments of India Ltd	-	27	Quoted	10	-	0.69
224	UNION Bank	-	647	Quoted	10	-	0.43
224	Canara Bank	-	2,262	Quoted	10	-	6.44
225	UPL Ltd	-	40	Quoted	10	-	0.29
226	360 One Wam Ltd	1,864	1,864	Quoted	10	12.58	8.03
227	Apar Industries Ltd	-	119	Quoted	10	-	2.98
227	Bharat Agri Fert Realty Ltd	-	380	Quoted	10	-	0.37
228	Equitas Small Finance Bank Ltd	-	1,022	Quoted	10	-	0.69
229	Hindustan Aeronautics Ltd	-	20	Quoted	10	-	0.55
229	IPCA Laboratories Ltd	-	43	Quoted	10	-	0.35
230	Kirloskar Brothers Ltd	560	1,140	Quoted	10	6.19	4.65
231	K P Energy Ltd	-	246	Quoted	10	-	0.37
231	Landmark Cars Ltd	-	1,209	Quoted	10	0.00	6.57
232	Petronet LNG Ltd	-	329	Quoted	10	-	0.75
233	REC Ltd	1,527	7,714	Quoted	10	6.88	8.91
234	Sportking India Ltd	-	167	Quoted	10	-	1.08
234	TCNS Clothing Co Ltd	-	-	Quoted	10	-	0.00
235	Welspun Enterprises Ltd	-	798	Quoted	10	-	1.00
236	Adani Ports and Special Economic Zone Ltd	-	56	Quoted	10	-	0.35
236	BHARAT BIJLEE LTD	118	96	Quoted	10	7.56	2.43
237	Honeywell Automation India Ltd	-	1	Quoted	10	-	0.36
238	Indiamart Intermesh Ltd	-	5	Quoted	10	0.00	0.25
238	Wipro Ltd	-	128	Quoted	10	-	0.47
239	Federal-Mogul Goetze India Ltd	1,979	976	Quoted	10	6.37	2.97
240	DCW Ltd	-	100,000	Quoted	10	-	43.49
241	Keystone Realtors Ltd	20,000	35,000	Quoted	10	120.91	162.02
241	Himadri Speciality Chemicals Ltd	8,000	-	Quoted	1	24.13	-
242	Electrosteel Castings Ltd	175,000	-	Quoted	1	312.11	-
243	Shyam Metalics and Energy Ltd	10,000	-	Quoted	10	59.08	-
243	Nippon Life India Asset Mgt Ltd	-	12,000	Quoted	10	-	25.19
244	Vindhya Telelinks Ltd	-	2,500	Quoted	10	-	43.70
245	Inter Globe Aviation Ltd	-	350	Quoted	10	-	6.69
245	Asht Capital Ltd	-	1,891	Quoted	10	36.35	24.22
246	Exide Industries Ltd	2,766	-	Quoted	10	8.42	-
247	GPT Infraprojects Ltd	12,535	-	Quoted	10	19.38	-

ANNUAL REPORT 2023-24

Notes forming part of the Consolidated Ind AS Financial Statements (Currency: Indian Rupees in Lakhs)

Sr No.	Particulars	No. of Shares / units		Quoted / Unquoted	Face Value	Amount as at	
		31 March 2024	31 March 2023			31 March 2024	31 March 2023
248	Icici Prudential Life Insurance Company Ltd	562	-	Quoted	10	3.42	-
248	Indian Bank	1,859	-	Quoted	10	9.68	-
249	Mankind Pharma Ltd	331	-	Quoted	10	7.60	-
250	Power Grid Corporation of India Ltd-Equity-Bellweth	1,930	-	Quoted	10	5.35	-
250	Restaurant Brands Asia Ltd	3,244	-	Quoted	10	3.29	-
251	V-Mart Retail Ltd	98	-	Quoted	10	2.11	-
252	Aarti Pharma Labs Ltd	744	-	Quoted	10	3.24	-
253	Bayer Cropscience Ltd	44	-	Quoted	10	2.31	-
254	Concord Biotech Ltd	855	-	Quoted	10	13.01	-
255	One 97 Communications Ltd	834	-	Quoted	10	3.36	-
255	Shriram Finance Ltd	705	-	Quoted	10	16.64	-
256	VIP Industries Ltd	431	-	Quoted	10	2.27	-
257	ICICI Securities Limited	467	-	Quoted	10	3.39	-
257	Cosmo First Ltd	2,132	-	Quoted	10	10.65	-
258	Fairchem Organics Ltd	191	-	Quoted	10	2.27	-
259	Honasa Consumer Ltd	1,685	-	Quoted	10	6.77	-
259	Interglobe Aviation Ltd	604	-	Quoted	10	21.41	-
260	Mahindra Logistics Ltd	675	-	Quoted	10	2.76	-
261	Pyramid Technopolplast Ltd	5,170	-	Quoted	10	7.48	-
262	Route Mobile Ltd	593	-	Quoted	10	9.50	-
262	Sapphire Foods India Ltd	153	-	Quoted	10	2.40	-
263	Sheela Foam Ltd	208	-	Quoted	10	1.96	-
264	Coal India Limited	3,487	-	Quoted	10	15.12	-
264	Annapurna Swadisht Ltd	500	-	Quoted	10	1.91	-
265	Arman Financial Services Ltd	161	-	Quoted	10	2.97	-
266	CCL Products India Ltd	422	-	Quoted	10	2.47	-
266	Dabur India Ltd	755	-	Quoted	10	3.95	-
267	Gati Ltd	2,753	-	Quoted	10	2.64	-
268	General Insurance Corporation of India Ltd	390	-	Quoted	10	1.29	-
269	H G Infra Engineering Ltd	150	-	Quoted	10	1.36	-
269	Latent View Analytics Ltd	3,115	-	Quoted	10	15.83	-
270	Marico Ltd	310	-	Quoted	10	1.54	-
271	Medi Assist Healthcare Services Ltd	2,162	-	Quoted	10	10.93	-
271	Polyplex Corporation Ltd	463	-	Quoted	10	3.55	-
272	PVR Ltd	76	-	Quoted	10	1.01	-
273	Samvardhana Motherson International Ltd	12,616	-	Quoted	10	14.77	-
273	SRF Ltd	105	-	Quoted	10	2.69	-
274	Star Health & Allied Insurance Company Ltd	209	-	Quoted	10	1.14	-
275	Strides Pharma Science Ltd	184	-	Quoted	10	1.44	-
276	Thomas Cook India Ltd	6,700	-	Quoted	10	11.15	-
276	Vedanta Ltd-Old Sea Goa	2,625	-	Quoted	10	7.13	-

KEYNOTE FINANCIAL SERVICES LIMITED

Notes forming part of the Consolidated Ind AS Financial Statements (Currency: Indian Rupees in Lakhs)

Sr No.	Particulars	No. of Shares / units		Quoted / Unquoted	Face Value	Amount as at	
		31 March 2024	31 March 2023			31 March 2024	31 March 2023
277	Borosil Scientific Ltd	450	-	Quoted	10	0.47	-
278	National Stock Exchange of India Ltd	12,000	-	Unquoted	1	381.00	381.00
278	Fifty Fintech Pvt Ltd-CCPS	355	-	Unquoted	-	50.02	-
279	Avyayam Infotech Pvt Ltd-CCPS	6,945	-	Unquoted	-	30.00	-
280	Dugar Finance India Limited	700	700	Unquoted	10	0.03	0.03
280	Dugar Housing Limited	800	800	Unquoted	10	0.10	0.10
281	Stellar Exports Limited	10,000	10,000	Unquoted	10	0.30	0.30
						3,457.06	3,079.51
	Less: Impairment loss allowance					(0.49)	(0.49)
	Total (B - iii)					3,456.57	3,079.02
(iv)	Investments in alternate investment funds						
1	IIFL Special Opportunities Fund - Series 5	1,029,531	1,029,531	Unquoted	10	53.75	65.11
2	Carpediem Capital Partners Fund II	1.00	1	Unquoted	-	13.91	24.02
3	Kae Capital Fund III	66	-	Unquoted	-	65.50	65.50
4	Atreyi Financial Services Limited-Shares	1,125	-	Quoted	10	75.00	-
5	Carpediem Capital Partners Fund - I	1,000	1,000	Unquoted	10,000	192.18	192.18
	Total (B - iv)					400.34	346.81
(v)	Investments in Preference Shares						
1	HealthAssure Private Limited	11,302	-	Unquoted	100	100.01	100.01
2	Optimized Electrotech Pvt Ltd	9,185	-	Unquoted	10	100.01	100.01
3	Music Broadcast Pref 19JN26	-	-	Unquoted	10	-	0
4	Silveredge Technologies Pvt Ltd-Preference Shares	144	-	Unquoted	10	99.75	99.75
	Total (B - v)					299.76	299.77
	- interest accrued in debt securities					-	16.61
	Total (B = i+ii+iii+iv+v)					7,658.73	5,156.31
	Grand total (A+B)					8,355.68	5,956.61
Notes:							
1	Of the above						
	Investment in India					8,356.16	5,957.10
	Investment outside India					-	-
						8,356.16	5,957.10
	Less: Impairment loss allowance					(0.49)	(0.49)
						8,355.68	5,956.61
2	Aggregate value of quoted/unquoted investments						
	Aggregate fair value of quoted investments					5,129.91	3,871.28
	Aggregate value of unquoted investments					3,226.25	2,085.82
						8,356.16	5,956.10
	Less: Impairment loss allowance					(0.49)	(0.49)
						8,355.68	5,955.61

ANNUAL REPORT 2023-24

Notes forming part of the Consolidated Ind AS Financial Statements

(Currency: Indian Rupees in Lakhs)

	31 March 2024	31 March 2023
8 OTHER FINANCIAL ASSETS		
<i>(Unsecured, considered good)</i>		
Interest accrued on		
- Loans	28.92	-
Security deposits		
- Deposits with corporates and other parties	1,059.45	905.73
- Deposits with statutory authorities	0.63	0.29
Unbilled revenue	1.75	-
At fair value through profit or loss		
Security deposits for rental premises	0.92	0.82
	<u>1,091.67</u>	<u>906.84</u>
1. Impairment loss allowance recognised on other financial assets is NIL (P.Y NIL).		
9 INVENTORIES		
At fair value through profit or loss		
Equity instruments - Quoted		
C.Y.NIL equity shares (P.Y: 46,905 equity shares) of HUDCO Limited of face value of INR 10 each	-	20.33
	<u>-</u>	<u>20.33</u>
Particulars	31 March 2024	31 March 2023
Aggregate value of quoted inventories	-	20.33
10 CURRENT TAX ASSETS (net)		
Advance tax and tax deducted at source	-	27.43
<i>(Net of provision for tax: NIL (P.Y:31 March 2023:INR 87,30,779)</i>		
	<u>-</u>	<u>27.43</u>
11 INVESTMENT PROPERTY		
Gross carrying amount		
Balance at the beginning of the year	3.94	3.94
Additions during the year	-	-
Disposals during the year	-	-
Balance at the end of the year	3.94	3.94
Accumulated depreciation		
Balance at the beginning of the year	0.56	0.45
Depreciation during the year	0.11	0.11
Disposals / adjustments during the year	-	-
Balance at the end of the year	0.67	0.56
Net carrying amount	3.27	3.38

Notes:

1. Income earned and expense incurred in connection with investment property

Particulars	For the year ended 31 March 2024	For the year ended 31 March 2023
	Rental income derived from investment property	9.06
Direct operating expenses (including repairs and maintenance) arising from investment property that generated rental income	(0.28)	(0.28)
Direct operating expenses (including repairs and maintenance) arising from investment property that did not generated rental income	-	-
Income arising from investment property before depreciation	<u>8.78</u>	<u>7.22</u>
Depreciation	(0.11)	(0.11)
Income arising from investment property (net)	<u>8.67</u>	<u>7.11</u>

2. Contractual obligations

There are no contractual obligations (31 March 2023 : NIL) to purchase, construct or develop investment property.

3. Leasing arrangements

The Holding Company - Keynote Financial Services Limited has given a commercial property on operating lease for 36 months including the non cancellable period of 12 months. The corresponding lease agreement provides for an option to renew the lease period at the end of tenuer to the lessor. There are no exceptional / restrictive covenants in the lease agreement.

4. Fair value

	31 March 2024	31 March 2023
Investment property	207.77	207.77

Estimation of fair value

The fair valuation of the investment property was based upon management's best estimates instead of independent valuation. The best evidence of fair value is current prices in an active market for similar properties taking into consideration various factors such as location, facilities & amenities, quality of construction, residual life of building, business potential, supply & demand, local nearby enquiry, market feedback of investigation, ready reckoner published by government, etc. The fair value measurement is categorised in level 2 fair value hierarchy. Further, the fair valuation of the investment property was not determined by an independent valuer as required under Ind AS 40 and were completely based upon management's best estimates.

5. Reconciliation of fair value

Particulars	Amount
Balance as at 1 April 2022	207.77
Fair value differences	-
Balance as at 31 March 2023	207.77
Fair value differences	-
Balance as at 31 March 2024	207.77

Notes forming part of the Consolidated Ind AS Financial Statements
(Currency: Indian Rupees in Lakhs)

12 PROPERTY, PLANT & EQUIPMENT

Tangible assets	Premises	Vehicles	Furniture and Fittings	Air Conditioners	Office Equipments	Computers and Peripherals	Electrical fittings	Total	Capital Work in Progress
Gross block									
Balance as at 1 April 2022	1,606.09	133.32	74.82	5.76	6.40	26.64	6.42	1,859.45	21.27
Additions during the year	-	86.87	1.41	-	4.16	12.97	-	105.41	24.05
Disposals / adjustments during the year	-	-	-	-	-	(0.07)	-	(0.07)	-
Balance as at 31 March 2023	1,606.09	220.19	76.23	5.76	10.56	39.55	6.42	1,964.79	45.32
Balance as at 1 April 2023	1,606.09	220.19	76.23	5.76	10.56	39.55	6.42	1,964.79	45.32
Additions during the year	-	20.43	1.99	-	3.31	9.41	-	35.15	-
Disposals / adjustments during the year	-	(11.94)	-	-	-	-	-	(11.94)	-
Balance as at 31 March 2024	1,606.09	228.68	78.22	5.76	13.87	48.96	6.42	1,988.00	45.32
Depreciation / Amortisation									
Balance as at 1 April 2022	140.39	90.29	63.40	4.74	2.00	12.94	5.76	319.52	-
Depreciation for the year	-	-	-	-	-	-	-	-	-
Disposals / adjustments during the year	-	-	-	-	-	-	-	-	-
Balance as at 31 March 2023	140.39	90.29	63.40	4.74	2.00	12.94	5.76	319.52	-
Balance as at 1 April 2023	140.39	90.29	63.40	4.74	2.00	12.94	5.76	319.52	-
Depreciation for the year	28.11	23.46	1.72	-	1.88	7.87	-	63.03	-
Disposals / adjustments during the year	-	(11.34)	-	-	-	-	-	(11.34)	45.32
Balance as at 31 March 2024	168.50	102.41	65.12	4.74	3.88	20.81	5.76	371.21	45.32
Net block									
As at 31 March 2023	1,465.70	129.90	12.83	1.01	8.56	26.61	0.67	1,645.28	45.32
As at 31 March 2024	1,437.59	126.27	13.10	1.02	9.99	28.15	0.67	1,616.77	-

Financial Software

Intangible assets	Software development	Total
Gross block		
Balance as at 1 April 2023	-	-
Additions during the year	61.79	61.79
Disposals / adjustments during the year	-	-
Balance as at 31 March 2024	61.79	61.79
Balance as at 1 April 2023	-	-
Additions during the year	12.36	12.36
Disposals / adjustments during the year	-	-
Balance as at 31 March 2024	12.36	12.36
NET Block as at 31 March 2024	-	49.43

13 RIGHT OF USE ASSETS

	31 March 2024	31 March 2023
Right of use assets on premises (Refer note below)	0.83	3.88
	0.83	3.88

Note: Amortisation charged during the year INR 2,22,384 (31 March 2023: INR 2,22,384).

14 OTHER NON-FINANCIAL ASSETS

(Unsecured, considered good)

	31 March 2024	31 March 2023
Balances with government / statutory authorities	2.04	6.18
Prepaid expenses	26.86	22.53
Advances to service providers	-	-
	28.91	28.71

Note: Impairment loss allowance recognised on other non-financial assets - NIL (31 March 2023 : NIL)

15 PAYABLES

	31 March 2024	31 March 2023
--	---------------	---------------

Trade payables

- total outstanding dues of micro enterprises and small enterprises(Refer note 44)

-

- total outstanding dues of creditors other than micro enterprisesand small enterprises

275.39 208.11

Other payables

- total outstanding dues of micro enterprises and small enterprises (Refer note 44)

-

- total outstanding dues of creditors other than micro enterprisesand small enterprises

68.32 23.91

343.71 232.01

ANNUAL REPORT 2023-24

Notes forming part of the Consolidated Ind AS Financial Statements

(Currency: Indian Rupees in Lakhs)

Notes:

- Trade payables and other payables are non-interest bearing and are normally settled as per payment terms mentioned in the contract.
- Trade or other payables due to the directors or other officers of the Group either severally or jointly with any other person is NIL (31 March 2023: NIL). Further, trade or other payable which are due to firms or private companies respectively in which any director is a partner, a director or a member is NIL (31 March 2023: NIL).
- In the opinion of the management, the balances of payables are stated at book value and are payable.

Trade Payables ageing schedule as at 31st March,2024

Particulars	Outstanding for following periods from due date of payment					
	Less than 6 months	6 months -1 year	1-2 years	2-3 years	More than 3 years	Total
(i) MSME	-	-	-	-	-	-
(ii) Others	0.54	274.85	-	-	-	275.39
(iii) Disputed dues- MSME	-	-	-	-	-	-
(iv) Disputed dues - Others	-	-	-	-	-	-

Trade Payables ageing schedule as at 31st March,2023

Particulars	Outstanding for following periods from due date of payment					
	Less than 6 months	6 months -1 year	1-2 years	2-3 years	More than 3 years	Total
(i) MSME	-	-	-	-	-	-
(ii) Others	208.11	-	-	-	-	208.11
(iii) Disputed dues- MSME	-	-	-	-	-	-
(iv) Disputed dues - Others	-	-	-	-	-	-

16 BORROWINGS (OTHER THAN DEBT SECURITIES) 31 March 2024 31 March 2023

(A) At amortised cost		
Term loans		
- from banks	52.14	64.90
Loans repayable on demand		
- from other parties	14.76	-
Bank overdraft facility	-	180.54
	66.90	245.44
(B) Secured / Unsecured		
(i) Secured	66.90	245.44
(ii) Unsecured	-	-
	66.90	245.44
(C) Of the above		
(i) Borrowings in India	66.90	245.44
(ii) Borrowings outside India	-	-
	66.90	245.44

Notes:

- The Subsidiary company - Keynote Capital Limited had taken secured vehicle loans from banks at the rate of interest of 8.18% p.a repayable in 60 monthly instalments of INR 1,46,611. The said loans are secured against the respective movable assets of the company. Further, the Company will repay INR 13,83,954/- pending out of the total borrowing amounting to INR 52,13,922, within a period of one year from the end of the Balance Sheet date i.e 31 March 2025.
- The Subsidiary company - Keynote Capital Limited has taken a secured vehicle loan from a financial institution carrying interest @ 9.10% p.a., repayable in 60 monthly instalments of INR 31,210 each. The said loans are secured against the respective movable assets of the company. Further, the Company will repay INR 2,48,695/- out of the total borrowing amounting to INR 15,00,000, within a period of one year from the end of the Balance Sheet date i.e 31 March 2025.

17. DEPOSITS 31 March 2024 31 March 2023

At fair value through profit or loss

Security deposit against premise given on lease	1.97	1.76
	1.97	1.76

Note: Public deposits and deposits from banks is NIL (31 March 2023 : NIL).

18. LEASE LIABILITIES 31 March 2024 31 March 2023

Lease Liabilities	0.99	2.14
	0.99	2.14

19. OTHER FINANCIAL LIABILITIES 31 March 2024 31 March 2023

Unpaid dividends (refer note below)	7.48	8.49
Payable to employees	14.75	16.32
Provision for expenses	17.49	21.20
Interest accrued on borrowings	31.88	40.66
Related Party	10.84	7.74
	82.44	94.40

Note: 1. During the current year, the Company had transferred INR 1,59,893 (31 March 2023: INR 1,62,565) to Investor Education and Protection Fund under section 125 of the Companies Act, 2013.

20. CURRENT TAX LIABILITIES(NET) 31 March 2024 31 March 2023

Provision for taxation (Net of advance tax and tax deducted at source of 77,11,527 ; P.Y: NIL)	152.21	-
	152.21	-

21. PROVISIONS 31 March 2024 31 March 2023

Provision for employee benefits		
- Gratuity (refer note 50(ii))	43.64	55.82
- Compensated absences (refer note 50(iii))	-	24.40
- Bonus and incentives	69.56	26.11
Other provisions		
Provision against standard assets	1.41	1.50
Provision for Amortisation	2.50	-
	117.10	107.83

22. DEFERRED TAX LIABILITIES (NET) 31 March 2024 31 March 2023

Deferred tax liabilities (net) (refer note 52)	602.86	328.27
	602.86	328.27

23. OTHER NON-FINANCIAL LIABILITIES 31 March 2024 31 March 2023

Statutory dues payable	163.85	24.07
Advances from customers	33.11	132.16
	196.95	156.23

Notes forming part of the Consolidated Ind AS Financial Statements
(Currency: Indian Rupees in Lakhs)

24 SHARE CAPITAL	31 March 2024	31 March 2023	
Authorised:			
1,50,00,000 (31 March 2023: 1,50,00,000) equity shares of INR 10 each	1,500.00	1,500.00	
	<u>1,500.00</u>	<u>1,500.00</u>	
Issued:			
1,12,74,417 (31 March 2023: 1,12,74,417) equity shares of INR 10 each	1,127.44	1,127.44	
	<u>1,127.44</u>	<u>1,127.44</u>	
Subscribed and fully paid-up shares:			
70,18,339 (31 March 2023: 70,18,339) equity shares of INR 10 each (Refer note below)	556.66	556.66	
	<u>556.66</u>	<u>556.66</u>	

Note: Since Keynote Trust has been consolidated, hence, the shares held by Keynote Trust in Keynote Financial Services Limited (31 March 2024: 14,51,702 shares; 31 March 2023 : 14,51,702 shares) have been eliminated, on consolidation.

(a) Reconciliation of the number of equity shares outstanding at the beginning and at the end of the year :

Particulars	31 March 2024		31 March 2023	
	No. of Shares	Amount	No. of Shares	Amount
At the beginning of the year	55.67	556.66	55.67	556.66
Changes in equity share capital during the year	-	-	-	-
At the end of the year	55.67	556.66	55.67	556.66

(b) Reconciliation of the number of 4% non- cumulative optionally convertible preference shares outstanding at the beginning and at the end of the year :

Particulars	31 March 2024		31 March 2023	
	No. of Shares	Amount	No. of Shares	Amount
At the beginning of the year	-	-	6.00	60.00
Changes in preference share capital during the year	-	-	(6.00)	(60.00)
At the end of the year	-	-	-	-

c Terms / rights attached to equity shares

The Holding Company has issued only one class of equity shares having par value of INR 10 per share. Each holder of equity shares is entitled to one vote per share. All shares rank pari passu with regard to dividend & repayment of capital. The Holding company declares and pays dividend in Indian Rupees. The dividend proposed by the Board of Directors is subject to the approval of the shareholders in the ensuing Annual General Meeting, except in case of interim dividend. During the year ended 31 March 2024, the Holding Company has proposed final dividend of INR 1 per share (31 March 2023: INR 1 per share) to equity shareholders. In the event of liquidation of the Company, the holders of equity shares will be entitled to receive remaining net assets of the Company, after distribution of all preferential amounts in proportion to the number of equity shares held by the shareholders.

(d) Terms / rights attached to preference shares

Associate w.e.f 30th June 2023 (refer note 60) had issued 6,00,000 Non-Cumulative Non Participating Optional Convertible preference shares (OCPS) having par value of INR 10 per share. The tenure of the OCPS is 20 years. The dividend rate is 4% p.a on the term of non cumulative & non participatig. Further, the preference shares hold a convertible option which enables them to be converted into 1 equity shares of the Company for every 5 OCPS held, at the instance of the issuer Company and also can be redeemed at the instance of the issuer Company.

e Details of shareholders holding more than 5% equity shares :

Name of the shareholder	31 March 2024		31 March 2023	
	No. of Shares	% holding	No. of Shares	% holding
NSS Digital Media Limited	3,112,256	44.34	3,112,256	44.34
India Max Investment Fund	561,348	8.00	561,348	8.00

(f) Details of shareholders holding more than 5% preference shares :

Name of the shareholder	31 March 2024		31 March 2023	
	No. of Shares	% holding	No. of Shares	% holding
Greycells Education Limited	-	-	-	-

Note: As per records of the Holding Company and its subsidiaries, including its register of shareholders/members and other declarations received from shareholders regarding beneficial interest, the above shareholding represents both legal and beneficial ownerships of shares.

(g) For the period of five years immediately preceding the date at which the balance sheet is prepared:

- there are no shares allotted as fully paid pursuant to contract(s) without payment being received in cash.
- there are no shares allotted as fully paid up by way of bonus shares, and
- there are no shares bought back.

25 OTHER EQUITY

	<u>31 March 2024</u>	<u>31 March 2023</u>
Securities premium		
Balance at the beginning of the year	2,306.48	2,306.48
Add / (less) : Additions / deductions during the year	-	-
Balance at the end of the year	<u>2,306.48</u>	<u>2,306.48</u>
General reserve		
Balance at the beginning of the year	133.92	133.92
Add / (less) : Additions / deductions during the year	-	-
Balance at the end of the year	<u>133.92</u>	<u>133.92</u>
Statutory Reserve (u/s 45 IC of RBI Act)		
Balance at the beginning of the year	104.51	158.88
Add / (less) : Additions / deductions during the year	44.99	(54.37)
Balance at the end of the year	<u>149.50</u>	<u>104.51</u>
Retained earnings		
Balance at the beginning of the year	6,710.16	6,808.98
Add: Opening Deferred Tax Liability Reversal	-	66.61
Less: Loss on deemed disposal of subsidiary	-	(13.72)
Add / (less): Profit / (loss) for the period	2,678.53	(163.01)
Add: Other comprehensive income for the year	(6.26)	12.60
	<u>9,382.44</u>	<u>6,711.45</u>
Less : Appropriations		
- Equity dividend	(55.67)	(55.67)
- Transfer to statutory reserve	(44.99)	54.37
	<u>(100.66)</u>	<u>(1.29)</u>
	<u>9,281.79</u>	<u>6,710.16</u>
	<u>11,871.69</u>	<u>9,255.08</u>

ANNUAL REPORT 2023-24

Notes forming part of the Consolidated Ind AS Financial Statements

(Currency: Indian Rupees in Lakhs)

Notes:

- 1 Securities premium is used to record the premium on issue of shares. It can be utilised only for limited purposes in accordance with the provisions of the Companies Act, 2013.
- 2 The general reserve is a free reserve, retained from Company's profits and can be utilized upon fulfilling certain conditions in accordance with statute of the relevant Act / Law.
- 3 The Group creates a reserve fund in accordance with the provisions of section 45-IC of the Reserve Bank of India Act, 1934 and transfers therein an amount of equal to / more than twenty per cent of its net profit of the year, before declaration of dividend. Further, the Statutory reserve has been created by the subsidiary company - Keynote Fincorp Limited as required under section 45-IC of the Reserve Bank of India Act, 1934.
- 4 Retained earnings represent the accumulated earnings net of losses if any made by the company over the financial years and after payment of dividend (including tax on dividend) and transfer to reserves.

	For the Year ended 31 March 2024	For the Year ended 31 March 2023
26 INTEREST INCOME		
Interest income on financial assets measured at amortised cost		
- Loans	103.98	46.38
- Fixed deposits	-	-
	<u>103.98</u>	<u>46.38</u>
27 FEES AND COMMISSION INCOME		
Brokerage and related activities		
- Brokerage income	427.75	294.83
	<u>427.75</u>	<u>294.83</u>
28 NET GAIN ON FAIR VALUE CHANGES		
Total net gain / (loss) on financial instruments measured at fair value through profit or loss		
- Realised gain / (loss)	579.51	
- Unrealised gain / (loss)	1,270.22	
Less :		
Profit from Trading in Securities	-	
Profit from F & O & Currency Trading	18.05	
Profit from Trading of Yarn	-	
- Realised gain / (loss)	561.46	
- Unrealised gain / (loss)	1,270.22	-
	<u>1,849.73</u>	<u>-</u>
29 SALE OF SERVICES		
Income from		
- Corporate finance services	182.80	325.66
- ESOP advisory services	8.83	23.20
- Merchant banking services	1,495.83	194.76
- Other advisory services	637.25	521.80
	<u>2,324.71</u>	<u>1,065.42</u>

	For the Year ended 31 March 2024	For the Year ended 31 March 2023
30 OTHER OPERATING INCOME		
Reimbursement of expenses		
- ESOP advisory services	-	1.56
- Merchant banking services	1.25	-
	<u>1.25</u>	<u>1.56</u>
31 OTHER INCOME		
Interest income		
- On financial assets measured at amortised cost		
- Interest on loans	38.68	36.16
- Interest on deposits with banks	95.70	89.08
- On financial assets measured at fair value through profit or loss		
- Interest on Income Tax Refund	-	0.22
Dividend income		
- On financial assets measured at fair value through profit or loss		
- Investments	47.18	51.54
Net gain on foreign currency transaction and translation	-	-
Lease income from operating leases	9.31	7.75
- Recovery of common expenses from related parties	-	-
Reversal of Provision for Doubtful Debts	14.89	-
Sundry balances / excess provisions written back (net)	-	2.24
Miscellaneous income	23.64	-
	<u>229.39</u>	<u>186.97</u>
32 FINANCE COSTS		
On financial liabilities measured at amortised cost		
Interest on borrowings	18.21	5.43
Interest on lease liabilities	0.40	0.46
Other finance expenses	10.52	19.60
	<u>29.13</u>	<u>25.49</u>
33 FEES AND COMMISSION EXPENSES		
Portfolio management charges	43.33	17.04
	<u>43.33</u>	<u>17.04</u>

KEYNOTE FINANCIAL SERVICES LIMITED

Notes forming part of the Consolidated Ind AS Financial Statements

(Currency: Indian Rupees in Lakhs)

	For the Year ended 31 March 2024	For the Year ended 31 March 2023		For the Year ended 31 March 2024	For the Year ended 31 March 2023
34 NET LOSS ON FAIR VALUE CHANGES			39 OTHER EXPENSES		
Net (gain) / loss on financial instruments measured at fair value through profit or loss			Advertisement and publicity	32.65	9.36
- Realised (gain) / loss	-		Rent, taxes and energy costs	26.77	17.05
- Unrealised (gain) / loss	-	447.22	Insurance	7.86	6.36
- Profit from F & O & Currency Trading	-	20.06	Repairs and maintenance	105.51	78.01
- Profit from Trading of Yarn	-	(0.33)	Travelling and conveyance	45.68	27.71
- Realised (gain) / loss	-	(48.90)	Office and administration expenses	3.66	14.02
- Unrealised (gain) / loss	-	9.64	Communication costs	6.82	10.11
		427.68	Printing and stationery	5.18	5.97
			Legal and professional charges	320.64	270.33
			Directors' fees and expenses	1.50	1.50
			Auditors' fees and expenses (refer note 41)	13.10	10.68
			Membership and subscription expenses	33.24	39.70
			Stock exchange related expenses	13.57	6.35
			Other expenditure	29.19	36.83
				645.36	533.98
35 IMPAIRMENT ON FINANCIAL INSTRUMENTS			40 CONTINGENT LIABILITIES AND COMMITMENTS		
At amortised cost			(i) Contingent liabilities		
Loans and receivables	(0.09)	(2.47)	(to the extent not provided for)		
	(0.09)	(2.47)			
36 CHANGES IN INVENTORIES OF STOCK-IN-TRADE					
Opening inventories					
- Stock-in-trade	-	15.34			
Closing inventories					
- Stock-in-trade	20.33	(20.33)			
	20.33	(4.99)			
37 EMPLOYEE BENEFITS EXPENSE					
Salaries, wages and bonus	544.35	485.32			
Contribution to provident and other funds (refer note 50(i))	32.03	32.80			
Gratuity (refer note 50(ii))	11.16	12.76			
Compensated absences (refer note 50(iii))	-	(1.17)			
Staff welfare expenses	9.68	10.89			
	597.22	540.60			
38 DEPRECIATION AND AMORTISATION EXPENSE					
Depreciation on property, plant and equipment and intangible asset (refer note 12)	75.39	60.69			
Depreciation on investment property (refer note 11)	0.11	0.11			
Amortisation on right of use assets (refer note 53)	2.22	2.22			
	77.74	63.03			

Sr No	Particulars	As at 31 March 2024	As at 31 March 2023
(i)	Demand in respect of income tax matters that may arise in respect of which the Group is in appeal (refer note (a) below)	12.65	28.59
(ii)	Corporate guarantees given by the Holding Company on behalf of its subsidiary (refer note (b) below)	1,500	1,500
(iii)	Claims against the Group not acknowledged as debts (refer note (c) below)	72.53	72.53

- (a) The Holding Company - Keynote Financial Services Limited are contesting the income tax demands. The management of the aforesaid respective companies, including its tax / legal advisors believe that its position will likely to be upheld in the appellate process. No provision has been recognised in the standalone Ind AS financial statements for the tax demands raised. The respective Management based on its internal assessment and advice by its legal counsel believes that these income tax demands are not sustainable and expects to succeed in its appeal. Further, it is thereby determined by the management, that such demands will not have any material and adverse effect on the Company's financial position and results of operations.
- In addition to the above, it is not practicable for the Group to estimate the timings of the cash flows, if any, in respect of the above pending resolution of the respective proceedings. The same would be determinable only on receipt of judgements/decisions pending with various forums/authorities.
- (b) The Holding Company - Keynote Financial Services Limited has provided corporate guarantees aggregating to INR 15,00,00,000 (31 March 2023: INR 15,00,00,000) to the bankers of its subsidiary, Keynote Capitals Limited towards BSE & NSE operations.
- (c) During the previous year the Holding Company- Keynote Financial Services Limited has received a communication from the Ruby Mills Limited (premises in which the Company owns office space) requesting the Holding Company to make the payment of Company's share of property tax payable to Brihanmumbai Mahanagar Palika amounting to INR 72,52,747 for the period between October 2011 to March 2021 of which 50% is payable by Keynote Capitals Limited, subsidiary company. The Holding Company has represented to Brihanmumbai Mahanagar Palika on the grounds that the

ANNUAL REPORT 2023-24

Notes forming part of the Consolidated Ind AS Financial Statements

(Currency: Indian Rupees in Lakhs)

Company is entitled to exemption under Information Technology Policy of Government of Maharashtra as it has ITES registration in place besides there being discrepancy in the carpet area of its premises, basis which the share of such tax amounts to around INR 7,81,884 only. The Holding Company has submitted relevant documents substantiating its submissions to the concerned Regulatory Authority. Accordingly, based on the calculations made by the Company, an amount of INR 3,90,997 has been paid to Brihanmumbai Mahanagar Palika (further amount of INR 3,90,997 is separately paid by the subsidiary company) and charged to standalone statement of profit & loss. Considering the pending response from the Brihanmumbai Mahanagar Palika, no further provision has been recognised by the Holding Company

- (d) The Group does not expect any reimbursements in respect of the above contingent liabilities.

(II) Capital commitments

Sr No	Particulars	As at 31 March 2024	As at 31 March 2023
(i)	Estimated amount of contracts remaining to be executed on capital account and not provided for (net of advances)	-	-

There are no additional contingent liabilities & capital commitments, other than those disclosed above and the same is relied upon by the Auditor.

41 PAYMENTS TO THE AUDITOR (EXCLUDING APPLICABLE TAXES)

Particulars	For the year ended	
	31 March 2024	31 March 2023
(a) As Auditor :		
- Statutory audit	7.73	7.43
- Tax audit	0.50	-
- Limited review fees	2.25	2.25
(b) In other Capacity :		
- Other services	2.22	0.85
- Reimbursement of expenses	0.40	0.15
	13.10	10.68

42 EARNINGS PER SHARE (EPS)

Basic and Diluted Earnings per share (EPS) computed in accordance with Ind AS 33 "Earnings per Share":

Sr No	Particulars	For the year ended	
		31 March 2024	31 March 2023
(I)	Loss after tax as per consolidated statement of profit and loss	2,780.13	(171.09)
(II)	Weighted average number of equity shares	55.67	55.67
(III)	Earnings per share - Basic and Diluted (I / II)	49.94	(3.07)
(IV)	Face value per equity share	10	10

43 The provisions made during the year ended 31 March 2024 comprises of the following :

The Group has a process whereby periodically all long-term contracts (including derivative contracts, if any) are assessed for material foreseeable losses. At the year end, the Group has reviewed and ensured that adequate provision as required under any law/ accounting standards for material foreseeable losses on such long-term contracts (including derivative contracts, if any) has been made in the books of account and the same has been disclosed as follows:

Particulars	As at	Opening Balance	Provisions made during the year	Payments / reversals during the year	Closing Balance
Bonus and incentives	31 March 2024	26.11	69.56	26.11	69.56
	31 March 2023	24.19	40.59	38.67	26.11
Gratuity	31 March 2024	55.82	16.43	28.61	43.65
	31 March 2023	64.88	7.81	16.87	55.82
Compensated absences	31 March 2024	24.40	-	24.40	0.00
	31 March 2023	25.56	19.01	20.18	24.40
Provision against standard assets	31 March 2024	1.50	-	0.09	1.41
	31 March 2023	3.97	-	2.47	1.50
Expected credit losses / Impairment loss allowance	31 March 2024	6.54	8.65	3.28	11.90
	31 March 2023	18.11	5.32	16.89	6.54

Notes forming part of the Consolidated Ind AS Financial Statements

(Currency: Indian Rupees in Lakhs)

44 Details of dues to micro, small and medium enterprises as defined under MSMED Act, 2006 :

The Group has amounts due to suppliers under The Micro, Small and Medium Enterprises Development Act, 2006, (MSMED Act, 2006) as at 31 March 2024. The disclosure pursuant to the said Act is as under:

Sr No	Particulars	As at	
		31 March 2024	31 March 2023
(i)	Principal amount due to suppliers under MSMED Act, as at the year end	-	-
(ii)	Interest accrued and due to suppliers under MSMED Act, on the above amount as at the year end; and unpaid	-	-
(iii)	Payment made to suppliers (other than interest) beyond the appointed day during the year	-	-
(iv)	Interest paid to suppliers under MSMED Act (Section 16)	-	-
(v)	Interest paid to suppliers under MSMED Act (other than Section 16)	-	-
(vi)	Interest due and payable towards suppliers under MSMED Act for payments already made	-	-
(vii)	Interest accrued and remaining unpaid at the end of the year to suppliers under MSMED Act	-	-
(viii)	Amount of further interest remaining due and payable even in the succeeding years	-	-

Disclosure of payable to vendors as defined under the "Micro, Small and Medium Enterprise Development Act, 2006" is based on the information available with the Group regarding the status of registration of such vendors under the said Act, as per the intimation received from them on requests made by the Group. There are no overdue principal amounts / interest payable amounts for delayed payments to such vendors at the Balance Sheet date. There are no delays in payment made to such suppliers during the year or for any earlier years and accordingly there is no interest paid or outstanding interest in this regard in respect of payment made during the year or on balance brought forward from previous year.

45 ASSETS PLEDGED AS SECURITY

There are no assets pledged as security for borrowings, the same is relied upon by the Auditor.

46 EXPENDITURE IN FOREIGN CURRENCY

Particulars	For the year ended	
	31 March 2024	31 March 2023
Travelling and conveyance	8.57	8.81
Total	8.57	8.81

47 INCOME IN FOREIGN CURRENCY

Particulars	For the year ended	
	31 March 2024	31 March 2023
Income from sale of services	648.90	458.21
Total	648.90	458.21

48 UNHEDGED FOREIGN CURRENCY EXPOSURE

Particulars	Foreign currency	Amount in Foreign currency		Amount in INR (in lakhs)	
		As at		As at	
		31 March 2024	31 March 2023	31 March 2024	31 March 2023
Trade receivables	USD	251,797	180,148	209.84	148.13
	SGD	-	-	-	-
Advances from customers	USD	-	-	-	-

49 REVENUE FROM CONTRACTS WITH CUSTOMERS
(a) Disaggregation of revenue into operating segments :

The table below presents disaggregate revenues from contracts with customers. The Group believes that this disaggregation best depicts how the nature, amount, timing and uncertainty of revenue and cash flows are affected by market and other economic factors

Operating Segment	For the year ended	
	31 March 2024	31 March 2023
Corporate Finance	182.80	325.66
ESOP Advisory	8.83	24.76
Merchant Banking	1,497.08	194.76
Broking and related activities	427.75	294.83
Other advisory services	637.25	521.80
Total	2,753.71	1,361.81

(b) Geographical markets

Particulars	For the year ended	
	31 March 2024	31 March 2023
India	2,104.81	903.61
Outside India	648.90	458.21
Total	2,753.71	1,361.81

(c) Relation with customers

Particulars	For the year ended	
	31 March 2024	31 March 2023
Related party	-	-
Non-related party	2,753.71	1,361.81
Total	2,753.71	1,361.81

(d) Timing of revenue recognition

Particulars	For the year ended	
	31 March 2024	31 March 2023
Services transferred at a point in time	2,751.96	1,359.81
Services transferred over time	1.75	2.00
Total	2,753.71	1,361.81

(e) Reconciliation of revenue from operations

Particulars	For the year ended	
	31 March 2024	31 March 2023
Revenue as per Contracted price	2,753.71	1,361.81
Less: Adjustments during the year (refer note below)	-	-
Revenue from operations	2,753.71	1,361.81

Notes:

- Due to Group's nature of business and the type of contracts entered with the customers, the Group does not have any difference between the amount of revenue recognised in the consolidated statement of profit and loss and the contracted price.
- The Group satisfies its performance obligations on completion of the corresponding services provided to its customers. The payments on these contracts are due on completion of the respective services. The contracts do not contain significant financing component and the consideration is not variable.

ANNUAL REPORT 2023-24

Notes forming part of the Consolidated Ind AS Financial Statements

(Currency: Indian Rupees in Lakhs)

(f) Contract balances

Particulars	As at	
	31 March 2024	31 March 2023
Contract liabilities	33.11	132.16
Total	33.11	132.16

Note: The contract liability relates to payments received in advance (initial acceptance fees) of performance under the contract. Further, the contract liabilities are recognised as revenue as / or when we perform under the contract. In situations where there is no further progress on the mandate, the initial acceptance fees so received, is treated as income after a period of 12 months from the date of raising of debit note

(g) Movement in contract liability during the year

Particulars	As at	
	31 March 2024	31 March 2023
Contract liability at the beginning of the year	132.16	129.40
Contract liability at the end of the year	33.11	132.16
Net increase / (decrease)	(99.05)	2.76

(h) Movement in Expected Credit Loss (impairment loss allowance) during the year for contract assets

Particulars	As at	
	31 March 2024	31 March 2023
Opening balance	6.54	18.11
Provision / (reversals) (net) towards credit impaired receivables	5.37	(11.57)
Closing balance	11.90	6.54

(i) Remaining performance obligation

The aggregate value of performance obligations pertaining to completely or partially unsatisfied contracts as at **31 March 2024** was Rs.10.50 lakhs (P.Y: INR 188.60 lakhs). The Company's expects that these unsatisfied performance obligation will be recognised as revenue in the subsequent financial years.

50. EMPLOYEE BENEFITS PLANS

Disclosure pursuant to Ind AS -19 "Employee Benefits" is given as below:

(i) Defined Contribution Plans:

Contribution to defined contribution plans, recognised as expense under Note 36 - "Employee benefits expense" in the consolidated Ind AS financial statements, for the year is as under:

Particulars	For the year ended	
	31 March 2024	31 March 2023
Employers' Contribution to Provident Fund	31.66	32.44
Employers' Contribution to Employees State Insurance Scheme	0.37	0.34

(ii) Defined Benefit Plans:

Gratuity

The Group's defined benefit gratuity plan requires contributions to be made to a separately administered fund. The gratuity plan is funded with Life Insurance Corporation of India (LIC). The gratuity plan is governed by the Payment of Gratuity Act, 1972. Under the act, employee who has completed five years of service is entitled to specific benefit. The level of benefits provided depends on the member's length of service and salary at retirement age. The following tables summarise the components of net benefit expense recognised in the consolidated statement of profit or loss / other comprehensive income and the funded status and amounts recognised in the balance sheet for the gratuity benefit plan :

(I) Table Showing Change in the Present Value of Projected Benefit Obligation

Particulars	As at	
	31 March 2024	31 March 2023
Present Value of Benefit Obligation at the Beginning of the Period	121.79	125.13
Interest Cost	8.93	8.27
Current Service Cost	7.05	7.99
Liability Transferred In/ Acquisitions	-	-
(Liability Transferred Out/ Divestments)	-	-
(Gains)/ Losses on Curtailment	-	-
(Liabilities Extinguished on Settlement)	-	-
(Benefit Paid Directly by the Employer)	(24.23)	-
(Benefit Paid From the Fund)	-	(1.38)
The Effect of changes in Foreign Exchange Rates	-	-
Actuarial (Gains)/Losses on Obligations - Due to Change in Demographic Assumptions	-	-
Actuarial (Gains)/Losses on Obligations - Due to Change in Financial Assumptions	(3.51)	(13.19)
Actuarial (Gains)/Losses on Obligations - Due to Experience	8.86	(5.02)
Present Value of Benefit Obligation at the End of the Period	118.89	121.79

(II) Table Showing Change in the Fair Value of Plan Assets

Particulars	As at	
	31 March 2024	31 March 2023
Fair Value of plan assets at the Beginning of the period	65.98	60.25
Interest Income	4.82	3.90
Contributions by the Employer	4.38	4.41
Expected Contributions by the employees	-	-
(Benefit Paid From the Fund)	-	(1.38)
(Assets distributed on settlement)	-	-
(Expenses and tax for managing the Benefit Obligation - paid from the fund)	-	-
Effects of Asset Ceiling	-	-
The Effect of changes in Foreign Exchange Rates	-	-
Return on Plan Assets, excluding interest income	0.07	(1.20)
Fair Value of plan assets at the End of the Period	75.25	65.98

(III) Amount Recognized in the Consolidated Balance Sheet

Particulars	As at	
	31 March 2024	31 March 2023
(Present Value of Benefit Obligation at the end of the Period)	(118.89)	(121.79)
Fair Value of Plan Assets at the end of the Period	75.25	65.98
Funded Status (Surplus/ (Deficit))	(43.64)	(55.82)
Net (Liability)/Asset Recognized in the Consolidated Balance Sheet	(43.64)	(55.82)

Notes forming part of the Consolidated Ind AS Financial Statements
(Currency: Indian Rupees in Lakhs)

(IV) Net Interest Cost for Current Period

Particulars	For the year ended	
	31 March 2024	31 March 2023
Present Value of Benefit Obligation at the Beginning of the Period	121.79	125.13
(Fair Value of Plan Assets at the Beginning of the Period)	(65.98)	(60.25)
Net Liability/(Asset) at the Beginning	55.82	64.88
Interest Cost	8.93	8.27
(Interest Income)	(4.82)	(3.90)
Net Interest Cost for Current Period	4.11	4.37

(V) Expenses Recognized in the Consolidated Statement of Profit or Loss for Current Period

Particulars	For the year ended	
	31 March 2024	31 March 2023
Current Service Cost	7.05	7.99
Net Interest Cost	4.11	4.37
Past Service Cost	-	-
(Expected Contributions by the Employees)	-	-
(Gains)/Losses on Curtailments And Settlements	-	-
Net Effect of Changes in Foreign Exchange Rates	-	-
Expense Recognised in the Statement of Profit or Loss	11.16	12.36

(VI) Expenses Recognized in the Consolidated Statement of Other Comprehensive Income (OCI) for Current Period

Particulars	For the year ended	
	31 March 2024	31 March 2023
Actuarial (Gains)/ Losses on Obligations for the Period	5.35	(18.21)
Return on Plain assets, excluding interest income	(0.07)	1.20
Changes in Asset Ceiling	-	-
(Gains)/Losses on Curtailments And Settlements	-	-
Net Effect of Changes in Foreign Exchange Rates	-	-
Net (Income)/ Expense for the period recognised in OCI	5.28	(17.01)

(VII) Balance Sheet Reconciliation

Particulars	As at	
	31 March 2024	31 March 2023
Opening Net Liability	55.82	64.87
Expenses Recognized in Statement of Profit or Loss	11.16	12.36
Expenses Recognized in OCI	5.28	(17.01)
Net Liability/(Asset) Transfer In	-	-
Net (Liability)/Asset Transfer Out (Benefit Paid Directly by the Employer)	(24.24)	-
(Gains)/Losses on Curtailments And Settlements	-	-
(Employer's Contribution)	(4.38)	(4.41)
Net Liability/(Asset) Recognized in the Balance Sheet	43.64	55.82

(VIII) Category of Assets

Particulars	As at	
	31 March 2024	31 March 2023
Government of India Assets	-	-
State Government Securities	-	-
Special Deposits Scheme	-	-
Debt Instruments	-	-
Corporate Bonds	-	-
Cash And Cash Equivalents	-	-
Insurance fund	75.25	65.98
Asset-Backed Securities	-	-
Structured Debt	-	-
Other	-	-
Total	75.25	65.98

(IX) Maturity Analysis of the Benefit Payments: From the Fund

Particulars	As at	
	31 March 2024	31 March 2023
Projected Benefits Payable in Future Years From the Date of Reporting:		
1st Following Year	2.12	3.06
2nd Following Year	2.12	3.01
3rd Following Year	2.28	2.96
4th Following Year	2.37	3.00
5th Following Year	2.39	3.00
Sum of Years 6 To 10	30.64	43.06
Sum of Years 11 and above	18.84	16.80

(X) Maturity Analysis of the Benefit Payments: From the Employer

Particulars	As at	
	31 March 2024	31 March 2023
Projected Benefits Payable in Future Years From the Date of Reporting:		
1st Following Year	-	-
2nd Following Year	-	-
3rd Following Year	-	-
4th Following Year	-	-
5th Following Year	-	-
Sum of Years 6 To 10	-	-
Sum of Years 11 and above	-	-

(XI) Sensitivity Analysis

Particulars	For the year ended	
	31 March 2024	31 March 2023
Projected Benefit Obligation on Current Assumptions	118.89	121.79
Delta Effect of +1% Change in Rate of Discounting	(2.13)	(2.63)
Delta Effect of -1% Change in Rate of Discounting	2.33	2.87
Delta Effect of +1% Change in Rate of Salary Increase	2.36	2.19
Delta Effect of -1% Change in Rate of Salary Increase	(2.19)	(2.02)
Delta Effect of +1% Change in Rate of Employee Turnover	0.13	0.46
Delta Effect of -1% Change in Rate of Employee Turnover	(0.14)	(0.49)

ANNUAL REPORT 2023-24

Notes forming part of the Consolidated Ind AS Financial Statements

(Currency: Indian Rupees in Lakhs)

(XII) Weighted Average assumptions used

Particulars	For the year ended	
	31 March 2024	31 March 2023
Discount Rate	7.21%	5.76%
Salary Escalation Rate	5.00%	5.00%
Attrition Rate (for all service groups)	18.00%	20.00%
Expected Rate of Return on Plan Assets	7.21%	7.39%
Retirement age	60 & 65 years	60 & 65 years
Vesting period	5 years	5 years
Method of valuation	Projected Unit Credit Method	Projected Unit Credit Method
Mortality Rate during employment	Indian Assured Lives Mortality (2012-14) Ult	Indian Assured Lives Mortality (2012-14) Ult
Mortality Rate after employment	N.A.	N.A.

Notes:

- The Group has a defined benefit gratuity plan in India (funded). The Group's defined benefit gratuity plan is a final salary plan for employees, which requires contributions to be made to a separately administered fund. The fund is managed by a trust which is governed by the Board of Trustees. The Board of Trustees are responsible for the administration of the plan assets and for the definition of the investment strategy. A separate trust fund is created to manage the Gratuity plan and the contributions towards the trust fund is done as guided by rule 103 of Income Tax Rules, 1962.
- Risks associated with defined benefit plan**
Gratuity is a defined benefit plan and the Group is exposed to the following risks:
 - Investment risk** : The present value of the defined benefit plan liability is calculated using a discount rate which is determined by reference to market yields at the end of the reporting period on government bonds. If the return on plan asset is below this rate, it will create a plan deficit. Currently, for the plan in India, it has a relatively balanced mix of investments in government securities, and other debt instruments
 - Interest rate risk** : A fall in the discount rate which is linked to the G.Sec. Rate will increase the present value of the liability requiring higher provision. A fall in the discount rate generally increases the mark to market value of the assets depending on the duration of asset.
 - Asset Liability Matching (ALM) Risk** : The plan faces the ALM risk as to the matching cash flow. Since the plan is invested in lines of Rule 101 of Income Tax Rules, 1962, this generally reduces ALM risk
 - Salary risk** : The present value of the defined benefit plan liability is calculated by reference to the future salaries of members. As such, an increase in the salary of the members more than assumed level will increase the plan's liability.
 - Mortality risk**: Since the benefits under the plan is not payable for life time and payable till retirement age only, plan does not have any longevity risk.
 - Concentration Risk**: Plan is having a concentration risk as all the assets are invested with the insurance company and a default will wipe out all the assets. Although probability of this is very less as insurance companies have to follow regulatory guidelines.
- During the year, there were no plan amendments, curtailments and settlements.
- The estimate of future salary increase takes into account inflation, seniority, promotion and other relevant factors.
- Discount rate is based on the prevailing market yields of Indian Government Bonds as at the Balance Sheet date for the estimated term of the obligation

(iii) Other long-term benefits:

Compensated absences

Particulars	As at	
	31 March 2024	31 March 2023
Present Value of Unfunded Obligation	-	24.40
Expense recognised in consolidated statement of profit and loss	-	(1.17)

Particulars	As at	
	31 March 2024	31 March 2023
Discount Rate (p.a.)		5.76%
Salary Escalation Rate (p.a.)		5.00%
Attrition Rate (for all service groups)		20.00%
Maximum accumulation		15 days
No of Active Members		
Per Month Salary For Active Members		
Method of valuation		Projected Unit Credit Method
Average age		39.30 years
Average past service		11.48 years
Average future service		4 years
Average Leave days		3.88 days
Retirement age		60 & 65 years
Funding status		Unfunded
Funding balance		N.A
Mortality Rate during employment		Indian Assured Lives Mortality (2006-08) Ult

Notes:

- The estimate of future salary increase takes into account inflation, seniority, promotion and other relevant factors.
- Discount rate is based on the prevailing market yields of Indian Government Securities as at the Balance Sheet date for the estimated term of the obligation.

51 Disclosures as required by Indian Accounting Standard (Ind AS) 24 - Related Party Disclosures

Disclosure of related parties/related party transactions pursuant to Ind AS 24 - "Related Party Disclosures" are as follows:

(i) List of related parties identified by Management with whom transaction have taken place during the year:

(a) Key Managerial Personnel

- | | | |
|----------------------|---|--|
| Mr. Vineet Suchanti | - | Managing Director, Keynote Financial Services Limited, Director, Keynote Capitals Limited & Director, Keynote Fincorp Limited |
| Mrs. Rinku Suchanti | - | Whole Time Director, Keynote Financial Services Limited |
| Mr. Uday S. Patil | - | Whole Time Director & Chief Financial Officer, Keynote Financial Services Limited Director, Keynote Fincorp Limited Director, Keynote Capitals Limited & |
| Ms. Simran Kashela | - | Company Secretary, Keynote Financial Services Limited & Company Secretary, Keynote Capitals Limited |
| Ms. Renita Crasto | - | Company Secretary, Keynote Financial Services Limited & till date 02nd December 2022, Company Secretary, Keynote Capitals Limited |
| Mr. Devin Joshi | - | Chief Financial Officer, Keynote Capitals Limited |
| Mr. Rakesh Choudhari | - | Managing Director, Keynote Capitals Limited, Director, Keynote Fincorp Limited |

(b) Relatives of Key Managerial Personnel

- Mrs. Pushpa Suchanti
Mr. Nirmal Suchanti
Mr. Vivek Suchanti

(c) Enterprise over which Key Managerial Personnel / Relatives of Key Managerial Personnel exercise significant influence

- Concept Communication Limited
Concept Production Limited
Maple Leaf Trading and Services Ltd-Associate
Rakesh Choudhair -HUF
Nirmal Suchanti - HUF
NSS Digital Media Limited

KEYNOTE FINANCIAL SERVICES LIMITED

Notes forming part of the Consolidated Ind AS Financial Statements
(Currency: Indian Rupees in Lakhs)

51 Related party disclosures (continued):

(ii) Transactions with related parties:

Particulars	Name of the related party	Enterprise where control exist		Key Managerial Personnel / Relatives of key managerial personnel		Enterprise over which Key Managerial Personnel / Relatives of Key Managerial Personnel exercise significant influence		Total	
		For the year ended							
		31 March 2024	31 March 2023	31 March 2024	31 March 2023	31 March 2024	31 March 2023	31 March 2024	31 March 2023
Receiving of services	Concept Communication Limited	-	-	-	-	0.94	1.20	0.94	1.20
		-	-	-	-	0.94	1.20	0.94	1.20
Managerial Remuneration	Mrs. Rinku Suchanti	-	-	43.74	39.00	-	-	43.74	39.00
Managerial Remuneration	Mr. Vineet Suchanti	-	-	60.00	53.60	-	-	60.00	53.60
Managerial Remuneration	Mr Rakesh Choudhari	-	-	49.83	44.23	-	-	49.83	44.23
Remuneration	Mr Devin Joshi	-	-	16.99	13.72	-	-	16.99	13.72
Remuneration	Ms. Renita Crasto	-	-	-	4.34	-	-	-	4.34
Remuneration	Ms. Simran Kashela	-	-	8.79	1.71	-	-	8.79	1.71
		-	-	179.34	156.59	-	-	179.34	156.59
Professional Charges	Mr. Uday S. Patil	-	-	41.60	43.20	-	-	41.60	43.20
		-	-	41.60	43.20	-	-	41.60	43.20
Dividend paid	Mrs. Pushpa Suchanti	-	-	1.32	1.32	-	-	1.32	1.32
Dividend paid	Mrs. Rinku Suchanti	-	-	0.04	0.04	-	-	0.04	0.04
Dividend paid	Mr. Vineet Suchanti	-	-	0.12	0.12	-	-	0.12	0.12
Dividend paid	Mr. Vivek Suchanti	-	-	0.49	0.49	-	-	0.49	0.49
Dividend paid	Mr. Nirmal Suchanti	-	-	1.18	1.18	-	-	1.18	1.18
Dividend paid	Concept Production Limited	-	-	-	-	2.42	2.42	2.42	2.42
Dividend paid	NSS Digital Media Limited	-	-	-	-	31.12	31.12	31.12	31.12
Dividend paid	Nirmal Suchanti - HUF	-	-	-	-	2.82	2.82	2.82	2.82
		-	-	3.15	3.15	36.36	36.36	39.52	39.52
Interest received	Concept Communication Ltd	-	-	-	-	-	7.51	-	7.51
Interest received	Maple Leaf Trading and Services Ltd	-	-	-	-	11.38	-	11.38	-
Brokerage received	Maple Leaf Trading and Services Ltd	-	-	-	-	0.38	-	0.38	-
Loans and deposits given	Concept Communication Ltd	-	-	-	-	-	500	-	500
Loans and deposits given	Maple Leaf Trading and Services Ltd	-	-	-	-	3,539	-	3,539	-
		-	-	-	-	3,539	-	3,539	-
Loans and deposits repaid	Concept Communication Ltd	-	-	-	-	-	500	-	500
Loans and deposits repaid	Maple Leaf Trading and Services Ltd	-	-	-	-	3,538	-	3,538	-
		-	-	-	-	3,538	-	3,538	-

Particulars	Name of the related party	Enterprise where control exist		Key Managerial Personnel / Relatives of key managerial personnel		Enterprise over which Key Managerial Personnel / Relatives of Key Managerial Personnel exercise significant influence		Total	
		For the year ended							
		31 March 2024	31 March 2023	31 March 2024	31 March 2023	31 March 2024	31 March 2023	31 March 2024	31 March 2023
Recovery of expenses	Mr. Uday S. Patil	-	-	-	0.03	-	-	-	0.03
Reimbursement of expenses	Mr. Vineet Suchanti	-	-	0.03	0.03	-	-	0.03	0.03
Recovery of expenses	Mrs. Rinku Suchanti	-	-	0.03	0.03	-	-	0.03	0.03
		-	-	0.05	0.08	-	-	0.05	0.08
		-	-	-	-	-	-	-	-

ANNUAL REPORT 2023-24

Notes forming part of the Consolidated Ind AS Financial Statements

(Currency: Indian Rupees in Lakhs)

(iii) Balances outstanding as at the year end

Particulars	Name of the related party	Enterprise where control exist		Key Managerial Personnel / Relatives of key managerial personnel		Enterprise over which Key Managerial Personnel / Relatives of Key Managerial Personnel exercise significant influence		Total	
		As at							
		31 March 2024	31 March 2023	31 March 2024	31 March 2023	31 March 2024	31 March 2023	31 March 2024	31 March 2023
Payables	Mrs. Rinku Suchanti	-	-	7.74	1.94	-	-	7.74	1.94
Payables	Mr. Vineet Suchanti	-	-	8.79	2.61	-	-	8.79	2.61
Payables	Ms. Simran Kashela	-	-	1.83	0.54	-	-	1.83	0.54
Payables	Mr Rakesh Choudhari	-	-	10.13	1.71	-	-	10.13	1.71
Payables	Mr Devin Joshi	-	-	3.50	0.85	-	-	3.50	0.85
Payables	Mr. Uday S. Patil	-	-	3.46	-	-	-	3.46	-
Receivable	Maple Leaf Trading and Services Ltd	-	-	1.00	-	-	-	1.00	-
		-	-	36.46	7.65	-	-	36.46	7.65

52 Tax expense

The Group pays taxes according to the rates applicable in India. Most taxes are recorded in the income statement and relate to taxes payable for the reporting period (current tax), but there is also a charge or credit relating to tax payable for future periods due to income or expenses being recognised in a different period for tax and accounting purposes (deferred tax).

The Group provides for current tax according to the tax laws of India using tax rates that have been enacted or substantively enacted by the balance sheet date. Management periodically evaluates positions taken in tax returns in respect of situations in which applicable tax regulation is subject to interpretation. It establishes provisions, where appropriate, on the basis of amounts expected to be paid to the tax authorities.

Deferred tax is provided on temporary differences at the reporting date between the tax bases of assets and liabilities and their carrying amounts for financial reporting purposes. Deferred tax is recognised in respect of all temporary differences that have originated but not reversed at the balance sheet date, where transactions or events that result in an obligation to pay more tax in the future or a right to pay less tax in the future have occurred at the balance sheet date.

A deferred tax asset is recognised when it is considered recoverable and therefore recognised only when, on the basis of all available evidence, it can be regarded as probable that there will be suitable taxable profits against which to recover carried forward tax losses and from which the future reversal of underlying temporary differences can be deducted.

Deferred tax is measured at the average tax rates that are expected to apply in the periods in which the temporary differences are expected to reverse, based on tax rates and laws that have been enacted or substantively enacted by the Balance sheet date.

Disclosure pursuant to Ind AS 12 "Income Taxes" are as follows:

(a) Tax expense / (credit) recognised in the Statement of Profit and Loss

Particulars	For the year ended	
	31 March 2024	31 March 2023
Current tax		
Current Tax on taxable income for the year	512.55	126.90
Taxation for earlier years	(18.97)	(0.59)
Total current tax expense - (A)	493.58	126.31
Deferred tax		
Minimum alternate tax credit entitlement	-	6.80
Deferred tax charge / (credit)	274.98	32.78
Total deferred income tax expense / (credit) - (B)	274.98	39.58
Total income tax expense / (credit) (A+B)	768.55	165.89

(b) Particulars

	For the year ended	
	31 March 2024	31 March 2023
Profit / (Loss) before tax	3,548.69	(5.20)
Enacted income tax rate in India applicable to the Company	25.17%	25.17%
Current tax expenses on Profit / (loss) before tax expenses at the enacted income tax rate in India	893.13	(1.31)
Tax effect of the amounts which are not deductible/(taxable) in calculating taxable income		
Fair valuation of financial instruments (net)	(320)	127.00
Exempt income and Income taxed at higher/lower rate	(145.85)	(13.60)
Taxation for earlier years	(18.97)	(0.59)
Income taxed at a higher / (lower) rate	-	-
Other allowances and disallowances (net)	84.95	14.72
Current tax provision (A)	493.58	126.31
Deferred tax liability on account of depreciation & amortisation of property, plant and equipment and intangible assets as per books and Income Tax Act, 1961	-	252.85
Deferred tax liability / (asset) on account of financial instruments and other temporary differences (net)	274.98	(226.86)
Minimum alternate tax credit entitlement	-	6.80
Total deferred income tax expense / (credit) (B)	274.98	32.78
Total income tax expense / (credit) (A+B)	768.55	159.10

Notes forming part of the Consolidated Ind AS Financial Statements
(Currency: Indian Rupees in Lakhs)

(c) Deferred tax

(i) The components of deferred tax liabilities / assets (net) are as follows:

Particulars	As at	
	31 March 2024	31 March 2023
Deferred tax liabilities		
Depreciation and amortisation on Property, plant and equipment and intangible assets as per books and Income Tax Act, 1961	251.38	252.85
Unrealised net gain on fair value changes	371.45	99.15
Other temporary differences	0.12	0.12
Gross deferred tax liabilities (A)	622.96	352.12
Deferred tax assets		
Disallowance u/s 43B of the Income Tax Act, 1961	18.19	21.25
Allowance on impairment	(0.00)	1.77
Unrealised net loss on fair value changes	-	-
Other temporary differences	1.91	0.84
Gross deferred tax assets (B)	20.10	23.85
MAT credit entitlements (net) (C)	-	-
Deferred tax liabilities (net) (A-B-C)	602.86	328.27

(ii) The movement in deferred tax assets and liabilities during the year are as follows:

(a) Net deferred tax charge / (credit) recorded in statement of profit and loss recorded in the Statement of Profit and loss

Particulars	For the year ended	
	31 March 2024	31 March 2023
Depreciation and amortisation on Property, plant and equipment as per books and Income Tax Act, 1961	(1.47)	(1.84)
Unrealised net gain / (loss) on fair value changes	272.30	39.41
Disallowance u/s 43B of the Income Tax Act, 1961	3.06	(8.46)
Allowance on impairment losses	1.77	3.40
Other temporary differences	(0.68)	0.27
MAT credit entitlements/ (utilisation) (net)	-	6.80
Net deferred tax charge / (credit) recorded in statement of profit and loss	274.98	39.58

(b) Net deferred tax charge / (credit) recorded in the Statement of Other Comprehensive Income (OCI)

Particulars	For the year ended	
	31 March 2024	31 March 2023
Disallowance u/s 43B of the Income Tax Act, 1961	0.98	4.41
Net deferred tax charge / (credit) recorded in statement of OCI	0.98	4.41

53 LEASES

Effective 1 April 2019, the Group adopted Ind AS 116, Leases and applied the standard to all lease contracts existing on 1 April 2019 using the "Full Retrospective Approach" on the date of initial application.

Consequently, the Group recorded the lease liability at the present value of the lease payments discounted at the incremental borrowing rate and

the Right-of-Use (ROU) asset at its carrying amount as if the standard had been applied since the commencement date of the lease, but discounted at the Group's incremental borrowing rate at the date of initial application. Comparatives as at and for the year ended 31 March 2019 have been retrospectively adjusted and therefore will continue to be reported in the Consolidated Ind AS financial statements.

The effect of this adoption is insignificant on the profit/(loss) before tax, profit/(loss) for the year and earnings per share. Ind AS 116 has resulted in an increase in cash inflows from operating activities and an increase in cash outflows from financing activities on account of lease payments.

The Group has excluded the initial direct costs from the measurement of the ROU asset at the date of initial application, owing to practical expedients elected on initial application.

The weighted average incremental borrowing rate applied to lease liabilities was 12% p.a.

(i) The movements in the carrying value of ROU assets are as follows:

Particulars	Office Premises
Gross block	
Balance as at 1 April 2022	12.32
Additions	-
Terminations / adjustments / modifications	-
Balance as at 31 March 2023	12.32
Balance as at 1 April 2023	12.32
Additions	-
Terminations / adjustments / modifications	-
Balance as at 31 March 2024	12.32
Balance as at 1 April 2022	6.21
Additions	2.22
Terminations / adjustments / modifications	-
Balance as at 31 March 2023	8.43
Balance as at 1 April 2023	8.43
Additions	2.22
Terminations / adjustments / modifications	-
Balance as at 31 March 2024	10.66
Net block as at 31 March 2023	3.88
Net block as at 31 March 2024	1.66

The aggregate amortisation expense on ROU assets is included under Note 38 - "Depreciation and amortisation expense" in the Consolidated Ind AS Statement of Profit and Loss

(ii) The following is the movement in lease liabilities are as follows:

Particulars	Amount (INR)
Balance as at 1 April 2022	12.42
Additions	-
Terminations/modifications	(6.21)
Finance expense	0.63
Payment of lease liabilities	(2.57)
Balance as at 31 March 2023	4.27
Balance as at 1 April 2022	4.27
Additions	-
Terminations/modifications	-
Finance expense	0.60
Payment of lease liabilities	(2.89)
Balance as at 31 March 2024	1.98

ANNUAL REPORT 2023-24

Notes forming part of the Consolidated Ind AS Financial Statements

(Currency: Indian Rupees in Lakhs)

(iii) The details of the contractual maturities of lease liabilities as at 31 March 2024 on an undiscounted basis are as follows:

Tenure	As at	
	31 March 2024	31 March 2023
Less than one year	2.07	2.66
One to five years	-	2.76
More than 5 years	-	-
Total	2.07	5.42

The Group does not face a significant liquidity risk with regard to its lease liabilities as the current assets are sufficient to meet the obligations related to lease liabilities as and when they fall due.

(iv) Rental expenses for short-term leases and low value assets

The Group incurred NIL (P.Y: NIL) for the year ended 31 March 2024 towards expenses relating to short-term leases and leases of low-value assets.

(v) Rental income

Tenure	For the year ended	
	31 March 2024	31 March 2023
Rental income on assets given on operating leases to other parties	9.06	7.50

(vi) Future lease commitments

Leases not yet commenced to which Group is committed aggregates to NIL (P.Y: NIL).

(vii) Sub lease income / expense

The Group has earned or expensed any rentals under sub-lease contractual arrangements during the current year (P.Y: NIL).

54 FAIR VALUE MEASUREMENT

(i) Carrying amount and fair values of financial assets and financial liabilities, including quantitative disclosure fair value measurement hierarchy as at 31 March 2024

Particulars	Carrying amount as at 31 March 2024				Fair value as at 31 March 2024			
	FVTPL	FVOCI	Amortised cost	Total	Level 1	Level 2	Level 3	Total
Financial assets								
Cash and cash equivalents	-	-	184.24	184.24	-	-	-	-
Bank balances other than cash and cash equivalents	-	-	1,021.26	1,021.26	-	-	-	-
Receivables								
- Trade receivables	-	-	932.56	932.56	-	-	-	-
- Other receivables	-	-	14.76	14.76	-	-	-	-
Loans	7.05	-	673.30	680.35	-	-	7.05	7.05
Investments	7,658.73	-	696.95	8,355.68	7,658.73	-	-	7,658.73
Other financial assets	0.92	-	1,090.75	1,091.67	-	-	0.92	0.92
Total - Financial assets	7,666.70	-	4,613.81	12,280.51	7,658.73	-	7.97	7,666.70
Financial liabilities								
Payables								
- total outstanding dues of creditors other than micro enterprises and small enterprises	-	-	275.39	275.39	-	-	-	-
Other payables								
- total outstanding dues of micro enterprises and small enterprises	-	-	-	-	-	-	-	-
- total outstanding dues of creditors other than micro enterprises and small enterprises	-	-	68.32	68.32	-	-	-	-
Borrowings (other than debt securities)	-	-	66.90	66.90	-	-	-	-
Deposits	1.97	-	-	1.97	-	-	1.97	1.97
Lease liabilities	-	-	0.99	0.99	-	-	-	-
Other financial liabilities	-	-	82.44	82.44	-	-	-	-
Total - Financial liabilities	1.97	-	494.04	496.01	-	-	1.97	1.97

Particulars	Carrying amount as at 31 March 2023				Fair value as at 31 March 2023			
	FVTPL	FVOCI	Amortised cost	Total	Level 1	Level 2	Level 3	Total
Financial assets								
Cash and cash equivalents	-	-	313.14	313.14	-	-	-	-
Bank balances other than cash and cash equivalents	-	-	1,006.03	1,006.03	-	-	-	-
Receivables								
- Trade receivables	-	-	281.64	281.64	-	-	-	-
- Other receivables	-	-	13.84	13.84	-	-	-	-
Loans	2.70	-	714.27	716.98	-	-	2.70	2.70
Investments	5,156.31	-	800.30	5,956.61	5,156.31	-	-	5,156.31
Other financial assets	0.82	-	906.0	906.84	-	-	0.82	0.82
Total - Financial assets	5,159.83	-	4,035.24	9,195.07	5,156.31	-	3.52	5,159.83

Notes forming part of the Consolidated Ind AS Financial Statements
(Currency: Indian Rupees in Lakhs)

Particulars	Carrying amount as at 31 March 2023				Fair value as at 31 March 2023			
	FVTPL	FVOCI	Amortised cost	Total	Level 1	Level 2	Level 3	Total
Financial liabilities								
Payables								
Trade payables	-	-	-	-	-	-	-	-
- total outstanding dues of micro enterprises and small enterprises	-	-	-	-	-	-	-	-
- total outstanding dues of creditors other than micro enterprises and small enterprises	-	-	208.11	208.11	-	-	-	-
Other payables	-	-	-	-	-	-	-	-
- total outstanding dues of micro enterprises and small enterprises	-	-	-	-	-	-	-	-
- total outstanding dues of creditors other than micro enterprises and small enterprises	-	-	23.91	23.91	-	-	-	-
Borrowings (other than debt securities)	-	-	245.44	245.44	-	-	-	-
Deposits	1.76	-	-	1.76	-	-	1.76	1.76
Lease liabilities	-	-	2.14	2.14	-	-	-	-
Other financial liabilities	-	-	94.40	94.40	-	-	-	-
Total - Financial liabilities	1.76	-	573.98	575.74	-	-	1.76	1.76

Notes:

- The Group uses the following hierarchy for determining and disclosing the fair value of financial instruments by valuation technique:
Level 1 - Quoted prices (unadjusted) in active markets for identical assets or liabilities;
Level 2 - Inputs other than the quoted prices included within Level 1 that are observable for the asset or liability, either directly or indirectly; and
Level 3 - Inputs are based on unobservable market data.
- The fair values of the financial assets and liabilities are included at the amount at which the instrument could be exchanged in a current transaction between willing parties, other than in a forced or liquidation sale.
- There is no fair value gains / losses on financial instruments designated under FVOCI.
- There is no case of any fair value measurement of the investment categorised under level 3 hierarchy.
- The following methods and assumptions were used to estimate the fair values:
 - Fair value of cash and short-term loans and deposits, trade and other short term receivables, trade payables, other current liabilities, short-term borrowings approximate their carrying amounts largely due to short term maturities of these instruments.
 - Financial instruments with fixed and variable interest rates are evaluated by the Company based on parameters such as interest rates and individual credit worthiness of the counterparty. Based on this evaluation, allowances are taken to account for expected losses of these receivables. Accordingly, fair value of such instruments is not materially different from their carrying amounts.
 - The fair values for security deposits were calculated based on cash flows discounted using a current lending rate. They are classified as Level 3 fair values in the fair value hierarchy due to the inclusion of unobservable inputs including counter party credit risk.
 - Loans have fair values that approximate to their carrying amounts as it is based on the net present value of the anticipated future cash flows using rates currently available for debt on similar terms, credit risk and remaining maturities. Investments in subsidiaries have fair values that approximate to their carrying amounts.
 - Employee loans and security deposits are valued using Level 3 techniques. A change in one or more of the inputs to reasonably possible alternative assumptions would not change the value significantly.
 - The fair values of investment in quoted investment in equity shares is based on the current bid price of respective investment as at the Balance Sheet date.
 - The fair value of the remaining financial instruments is determined using discounted cash flow analysis.
 - All foreign currency denominated assets and liabilities are translated using exchange rate at reporting date.
- There have been no transfers between different levels of the fair value measurement hierarchy during the year ended 31 March 2024 and 31 March 2023.

55 CAPITAL MANAGEMENT

The Group adheres to a disciplined Capital Management framework in order to maintain a strong balance sheet. The objectives when managing capital are to:

- Safeguard their ability to continue as a going concern, so that they can continue to provide returns for shareholders and benefits for other stakeholders, and
- Maintain an optimal capital structure to reduce the cost of capital.

The Group manages its capital structure and makes adjustments in light of changes in economic conditions and the requirements of the financial covenants. To maintain or adjust the capital structure, the Group may adjust the dividend payment to shareholders, return capital to shareholders or issue new shares etc. The Group monitors capital using debt equity ratio. Further, the Group's strategy is to maintain gearing ratio as per industry norms. The gearing ratio has been disclosed below:

Particulars	As at	
	31 March 2024	31 March 2023
Total gross debt	66.90	245.44
cash and cash equivalents	(184.24)	(313.14)
Total net debt (A)	(117.34)	(67.70)
Total equity (B)	12,428.35	9,811.74
Net Capital gearing ratio (A/B)	(0.01)	(0.01)

Net debt includes borrowings net of cash and cash equivalents and total equity comprises of equity share capital, security premium and other equity attributable to equity shareholders.

Notes forming part of the Consolidated Ind AS Financial Statements (Currency: Indian Rupees in Lakhs)

56 FINANCIAL RISK MANAGEMENT

The Group's business activities are exposed to a variety of financial risks, namely credit risk, liquidity risk and market risk. Further, it is also subject to various operating and business risks. While the risk is inherent in the Group's activities, it is managed through an integrated risk management framework, including ongoing identification, measurement and monitoring, subject to risk limits and other controls. This process of risk management is critical to the Company's continuing profitability and each individual within the Company is accountable for the risk exposures relating to his or her responsibilities. Additionally, the Group's senior management has the overall responsibility for establishing and governing the Group's risk management framework. The Group's risk management policies are established to identify and analyse the risks faced by the Company, to set and monitor appropriate risk limits and controls, periodically review the changes in market conditions and reflect the changes in the policy accordingly. The key risks and mitigating actions are also placed before the Audit Committee.

(A) Credit risk

Credit risk arises from the possibility that the counter party may not be able to settle their obligations as agreed. To manage this, the Company periodically assesses financial reliability of customers and other counter parties, taking into account the financial condition, current economic trends, and analysis of historical bad debts and ageing of financial assets. Individual risk limits are set and periodically reviewed on the basis of such information. The Company considers the probability of default upon initial recognition of asset and whether there has been a significant increase in credit risk on an ongoing basis through each reporting period. To assess whether there is a significant increase in credit risk the Company compares the risk of default occurring on asset as at the reporting date with the risk of default as at the date of initial recognition. It considers reasonable and supportive forward-looking information such as:

- (i) Actual or expected significant adverse changes in business,
- (ii) Actual or expected significant changes in the operating results of the counterparty,
- (iii) Financial or economic conditions that are expected to cause a significant change to the counterparty's ability to meet its obligations,
- (iv) Significant increase in credit risk on other financial instruments of the same counterparty
- (v) Significant changes in the value of the collateral supporting the obligation or in the quality of the third-party guarantees or credit enhancements

Credit information is regularly shared between businesses and finance function, with a framework in place to quickly identify, respond and recognise cases of credit deterioration.

Credit risk with respect to the company arises primarily from financial assets such as trade receivables, investments, balances with banks, loans & other receivables and other financial assets.

Trade receivables, loans and inter corporate deposits

The Group measures the expected credit loss (ECL) of trade receivables and loans and advances / inter corporate deposits given, based on historical trend, industry practices and the business environment in which the entity operates. Loss rates are based on actual credit loss experience and past trends. The Company's senior management has established accounts receivable policy under which customer accounts are regularly monitored. Based on the historical data, loss on collection of receivable provision is considered. Also, refer 'significant accounting policies' for accounting policy on Financial Instruments.

In addition to the above, the Company applies the Ind AS 109 simplified approach to measuring expected credit losses (ECLs) for trade receivables at an amount equal to lifetime ECLs. Further, the movement in the ECL has been disclosed under Note 42 of the consolidated Ind AS financial statements.

Other financial assets

These include financial assets are cash and bank balances, investments, term deposits and security deposits. Credit risk from balance with banks (including term deposits), investments is managed in accordance with the Company's approved investment policies. Investment of surplus funds are made only with approved counterparties and within the credit limits assigned to each counterparty. Counterparty credit limits are reviewed by the Company's Board of Directors on a regular basis and the said limits gets revised as and when appropriate. The limits are set to minimise the concentration of risks and therefore mitigate financial loss through the counterparty's potential failure to make payments.

The Company's maximum exposure to credit risk for the components of the Balance Sheet (including exceptions, if any) as at 31 March 2024 and 31 March 2023 is the carrying value as illustrated the respective notes of the consolidated Ind AS financial statements.

(B) Liquidity risk

Liquidity risk is defined as the risk that the company will encounter difficulty in meeting obligations associated with financial liabilities that are settled by delivering cash or another financial asset. Liquidity risk arises because of the possibility that the company might be unable to meet its payment obligations when they fall due as a result of mismatches in the timing of the cash flows under both normal and stress circumstances. Such scenarios could occur when funding needed for illiquid asset positions is not available to the company on acceptable terms. To limit this risk, management has arranged for diversified funding sources such as investing its surplus funds in short term liquid assets in bank deposits and liquid mutual funds. The company has developed internal control processes and contingency plans for managing liquidity risk. This incorporates an assessment of expected cash flows and the availability of unencumbered receivables which could be used to secure funding by way of assignment if required. The company also has lines of credit that it can access to meet liquidity needs.

Refer Note 57 for analysis of maturities of financial assets and financial liabilities

(C) Market risk

(i) Foreign currency risk

Foreign Currency Risk is the risk that the fair value or future cash flows of an exposure will fluctuate because of changes in foreign currency rates. Exposures can arise on account of the various assets and liabilities which are denominated in currencies other than Indian Rupee.

In respect of the foreign currency transactions, the Company does not hedge the exposures since the management believes that the same is insignificant in nature and will not have a material impact on the Company.

The Company's exposure to foreign currency risk at the end of reporting period is shown under Note 48 of the consolidated Ind AS financial statements.

A 5% strengthening of the Indian Rupee against key currencies to which the Company is exposed would have led to approximately an additional gain of INR 10.49 lacs in the Statement of Profit and Loss (31 March 2023 : gain of INR 7.41 lacs). A 5% weakening of the Indian Rupee against these currencies would have led to an equal but opposite effect.

(ii) Interest rate risk

Interest rate risk is the risk that the fair value of future cash flows of the financial instruments will fluctuate because of changes in market interest rates. In order to optimise the Group's position with regards to interest income and interest expenses and to manage the interest rate risk, the company's senior management have devised a policy of a comprehensive corporate interest rate risk management by balancing the proportion of fixed rate and floating rate financial instruments in its total portfolio. The Company is exposed to Interest risk if the fair value or future cash flows of its financial instruments will fluctuate as a result of changes in market interest rates. Fair value interest rate risk is the risk of changes in fair values of fixed interest bearing investments because of fluctuations in the interest rates.

Interest rate change does not affect significantly interest bearing investments and loans given and therefore the Group's exposure to the risk of changes in market interest rates relates primarily to the Group's deposits with banks. The Company has laid policies and guidelines to minimise impact of interest rate risk.

A 0.50% decrease in interest rates would have led to approximately an additional loss of INR 1.19 lacs in the Statement of Profit and Loss (31 March 2023: loss of INR 0.86 lacs). A 0.50% increase in interest rates would have led to an equal but opposite effect.

(iii) Price risks

The Group is exposed to market price risk, which arises from FVTPL and FVOCI investments. The management monitors the proportion of these investments in its investment portfolio based on market indices. Material investments within the portfolio are managed on an individual basis and all buy and sell decisions are approved by the appropriate authority.

A 1% increase in prices would have led to approximately an additional gain of INR 83.39 lacs in the Statement of Profit and Loss (31 March 2023: gain of INR 59.40 lacs). A 1% decrease in prices would have led to an equal but opposite effect.

KEYNOTE FINANCIAL SERVICES LIMITED

57 Maturity analysis of assets and liabilities

The table below shows an analysis of assets and liabilities analysed according to when they are expected to be recovered or settled.

Particulars	As at					
	31 March 2024			31 March 2023		
	within 12 months	after 12 months	Total	within 12 months	after 12 months	Total
ASSETS						
A. Financial assets						
Cash and cash equivalents	184.24	-	184.24	313.14	-	313.14
Bank balances other than cash and cash equivalents	1,021.26	-	1,021.26	1,006.03	-	1,006.03
Receivables						
- Trade receivables	932.56	-	932.56	281.64	-	281.64
- Other receivables	14.76	-	14.76	13.84	-	13.84
Loans	678.03	2.32	680.35	715.26	1.72	716.98
Investments	8,055.53	300.14	8,355.68	5,656.46	300.14	5,956.61
Other financial assets	30.67	1,061.00	1,091.67	-	906.84	906.84
Sub-total - financial assets (A)	10,918.05	1,363.46	12,280.52	7,986.37	1,208.70	9,195.07
B. Non-financial assets						
Inventories	-	-	-	-	20.33	20.33
Current tax assets (net)	-	-	-	-	27.43	27.43
Investment property	-	3.27	3.27	-	3.38	3.38
Property, plant & equipment	-	1,616.77	1,616.77	-	1,645.28	1,645.28
Financial Software	-	49.43	49.43	-	-	-
Capital in work in progress	-	3.33	3.33	-	45.32	45.32
Right of use assets	-	0.83	0.83	-	3.88	3.88
Goodwill on consolidation	-	10.42	10.42	-	10.42	10.42
Other non-financial assets	9.04	19.87	28.91	-	28.71	28.71
Sub-total - non-financial assets (B)	9.04	1,703.91	1,712.95	-	1,784.75	1,784.75
Total - Assets (A+B)	10,927.09	3,066.39	13,993.48	7,986.37	2,993.45	10,979.82

Particulars	As at					
	31 March 2024			31 March 2023		
	within 12 months	after 12 months	Total	within 12 months	after 12 months	Total
LIABILITIES						
A. Financial liabilities						
Payables						
- total outstanding dues of micro enterprises and small enterprises	-	-	-	-	-	-
- total outstanding dues of creditors other than micro enterprises	275.39	-	275.39	208.11	-	208.11
Other payables						
- total outstanding dues of micro enterprises and small enterprises	-	-	-	-	-	-
- total outstanding dues of creditors other than micro enterprises	68.32	-	68.32	23.91	-	23.91
Borrowings (other than debt securities)	66.90	-	66.90	245.44	-	245.44
Deposits	0.21	1.76	1.97	-	1.76	1.76
Lease liabilities	0.18	0.81	0.99	1.33	0.81	2.14
Other financial liabilities	74.96	7.48	82.44	85.91	8.49	94.40
Sub-total - financial liabilities (A)	485.96	10.05	496.02	564.69	11.06	575.76
B. Non- Financial liabilities						
Current tax assets (net)	-	152.21	152.21	-	-	-
Provisions	69.56	47.54	117.10	26.11	81.72	107.83
Deferred tax liabilities (net)	-	602.86	602.86	-	328.27	328.27
Other non-financial liabilities	196.95	-	196.95	156.23	-	156.23
Sub-total - non-financial liabilities (B)	266.51	802.62	1,069.13	182.34	409.99	592.33
Total - Liabilities (A+B)	752.47	812.67	1,565.15	747.03	421.05	1,168.09

ANNUAL REPORT 2023-24

Notes forming part of the Consolidated Ind AS Financial Statements (Currency: Indian Rupees in Lakhs)

58 Dividend on equity shares

(I) Dividend on equity shares declared and paid during the year

Particulars	For the year ended	
	31 March 2024	31 March 2023
Final dividend of INR 1 per share for FY 2022-23 (FY 2021-22: INR 1 per share)#	70.18	70.18

The proposed dividend on equity shares for FY 2022-23 was distributed based upon the approval of the shareholders of the Company at the Annual General Meeting held on 29 September 2023.

(II) Proposed dividend on equity shares not recognised as liability

Particulars	For the year ended	
	31 March 2024	31 March 2023
Final dividend of INR 1 per share for FY 2023-24 (FY 2022-23: INR 1 per share)#	70.18	70.18

The proposed dividend on equity shares for FY 2023-24 is subject to the approval of the shareholders of the Company at the Annual General Meeting and not recognised as liability as at the Balance Sheet date.

Includes dividend of INR 14,51,702 paid to keynote trust.

59 Segment information

The Chief Operating Decision Maker monitors the operating results of the business segment separately for the purpose of making decision about resource allocation and performance assessment. Segment performance evaluated based on profit or loss and is measured consistently with profit or loss in the financial statements. The operating segments have been identified considering the nature of services, the differing risks and returns, the organization structure and the internal financial reporting system.

The business segment has been considered as the primary segment for disclosure. The Group's primary business comprises of Merchant Banking & related activities, Broking & related activities, Trading in securities and Financing Activities.

Broking and other related activities include broking services to clients, advisory services, depository services etc

Investment banking represents results of raising financial capital by underwriting or acting as the client's agent in the issuance of securities.

The accounting policies adopted for segment reporting are in line with the accounting policy of the Group with following additional policies for segment reporting.

- Revenue and Expenses have been identified to a segment on the basis of relationship to operating activities of the segment. Revenue and Expenses which relate to enterprise as a whole and are not allocable to a segment on reasonable basis have been disclosed as "Unallocable".
- Segment Assets and Segment Liabilities represent Assets and Liabilities in respective segments. Investments, tax related assets and other assets and liabilities that cannot be allocated to a segment on reasonable basis have been disclosed as "Unallocable".

59 Segment information (Continued)

(A) Primary segment information

Particulars	Income from Advisory Services		Broking & related activities		Trading in Securities		Investment Activities		Unallocated		Elimination		Total	
	For the year ended													
	31 March 2024	31 March 2023	31 March 2024	31 March 2023	31 March 2024	31 March 2023	31 March 2024	31 March 2023	31 March 2024	31 March 2023	31 March 2024	31 March 2023	31 March 2024	31 March 2023
External Revenue	2,325.96	1,066.98	427.75	294.83	1,849.73	-	142.65	82.54	190.72	150.82	449.76	36.12	4,487.04	1,559.05
Inter Segment Revenue	-	-	-	-	-	-	-	-	-	-	-	-	-	-
Revenue from operations	2,325.96	1,066.98	427.75	294.83	1,849.73	-	142.65	82.54	190.72	150.82	449.76	36.12	4,487.04	1,559.05
Segment result	1,523.80	331.11	324.96	175.27	1,689.75	(468.35)	127.54	69.33	(148.99)	(156.69)	14.52	14.52	3,502.54	(63.85)
Un-allocated expenses	-	-	-	-	-	-	-	-	-	-	-	-	-	-
Operating loss	-	-	-	-	-	-	-	-	-	-	-	-	3,502.54	(63.85)
Less: finance costs	-	-	-	-	-	-	-	-	-	-	-	-	(49.56)	(30.20)
Add: Interest income	-	-	-	-	-	-	-	-	-	-	-	-	95.70	88.85
Profit / (loss) before tax and exceptional items	-	-	-	-	-	-	-	-	-	-	-	-	3,548.68	(5.20)
Exceptional items	-	-	-	-	-	-	-	-	-	-	-	-	-	-
Profit / (loss) before tax	-	-	-	-	-	-	-	-	-	-	-	-	3,548.68	(5.21)
Less: Current tax	-	-	-	-	-	-	-	-	-	-	-	-	(493.58)	(133.09)
Add / (Less): Deferred tax	-	-	-	-	-	-	-	-	-	-	-	-	(274.98)	(32.78)
Profit / (Loss) after tax (before adjustment for Non-Controlling Interest)	-	-	-	-	-	-	-	-	-	-	-	-	2,780.13	(171.09)
Add: Share of Profit/ (Loss) transferred to Non-Controlling Interest	-	-	-	-	-	-	-	-	-	-	-	-	-	-
Profit / (Loss) after tax (after adjustment for Non-Controlling Interest)	-	-	-	-	-	-	-	-	-	-	-	-	2,780.13	(171.09)

KEYNOTE FINANCIAL SERVICES LIMITED

Notes forming part of the Consolidated Ind AS Financial Statements

(Currency: Indian Rupees in Lakhs)

Other Information

Particulars	Income from Advisory Services		Broking & related activities		Trading in Securities		Investment Activities		Unallocated		Total	
	As at											
	31 March 2024	31 March 2023	31 March 2024	31 March 2023	31 March 2024	31 March 2023	31 March 2024	31 March 2023	31 March 2024	31 March 2023	31 March 2024	31 March 2023
Segment Assets	1,531.22	997.89	3,364.74	3,220.86	-	20.33	695.76	716.09	8,401.75	6,024.64	13,993.46	10,979.81
Segment Liabilities	193.70	216.20	325.30	469.14	-	-	37.28	44.20	1,008.83	438.53	1,565.11	1,168.07

Particulars	Income from Advisory Services		Broking & related activities		Trading in Securities		Investment Activities		Unallocated		Total	
	For the year ended											
	31 March 2024	31 March 2023	31 March 2024	31 March 2023	31 March 2024	31 March 2023	31 March 2024	31 March 2023	31 March 2024	31 March 2023	31 March 2024	31 March 2023
Capital expenditure	3.72	9.91	31.43	95.50	-	-	-	-	-	-	35.15	105.41
Depreciation and amortisation	21.03	27.38	56.71	35.65	-	-	-	-	-	-	77.74	63.03
Non-cash expenses other than depreciation	-	-	-	-	-	-	-	-	-	-	-	-

Particulars	Year	In India	Outside India	Total
	Revenue by geographical market	31 March 2024	3,838.14	648.90
	31 March 2023	1,100.84	458.21	1,559.05
Carrying amount of Segment assets	31 March 2024	13,783.62	209.84	13,993.46
	31 March 2023	10,831.68	148.13	10,979.81
Cost acquired for Tangible and Intangible assets	31 March 2024	77.74	-	77.74
	31 March 2023	63.03	-	63.03

60 Loss of Control in Subsidiary

Keynote Commodities Limited, a step down subsidiary has changed its name to Maple Leaf Trading and Services Limited. It has issued fresh equity shares to the external investors on conversion of Optionally convertible Preference shares pursuant to which it cease to be a step down subsidiary w.e.f. 29 June 2022 resulting in loss of control. However, post such issue, the group still has significant influence on the company and has been consolidated in this Consolidated Financial Statements as an associate w.e.f. 30 June 2022.

61 Principles and assumptions on consolidation

The Consolidated Financial Statements have been prepared by applying the principles laid in the Indian Accounting Standard (Ind AS) - 110 "Consolidated Financial Statements" in Consolidated Financial Statements", issued by the Institute of Chartered Accountants of India for the purposes of these Consolidated Balance Sheet and Consolidated Statement of Profit and Loss, together referred to in as 'Consolidated Financial Statements.'

The list of subsidiaries, associates and trust in the consolidated financial statement are as under :-

Keynote Financial Services Limited ('the Company' or 'the Holding Company') shareholding in the following companies as on 31 March 2024, and 31 March 2023 are as under:

Name of the entity	Country of incorporation	Proportion of ownership / beneficial interest	
		As at	
		31 March 2024	31 March 2023
(a) Subsidiaries			
Keynote Capitals Limited	India	100%	100%
Keynote Fincorp Limited	India	100%	100%
(b) Associates			
Maple Leaf Trading and Services Limited (formerly known as Keynote Commodities Limited) (w.e.f.29 June 2022)	India	42.46%	42.46%
(b) Trust			
Keynote Trust	India	100%	100%

ANNUAL REPORT 2023-24

Notes forming part of the Consolidated Ind AS Financial Statements (Currency: Indian Rupees in Lakhs)

61 Additional information, as required under schedule III to the Companies Act, 2013, of enterprises consolidated as subsidiaries as at 31 March 2024

Name of the entity	Net Assets (i.e. Total Assets - Total Liabilities)		Share in profit & loss		Share in other comprehensive income		Share in total comprehensive income	
	As % of Consolidated Net Assets	Amount (INR)	As % of Consolidated Profit/(Loss)	Amount (INR)	As % of Consolidated Comprehensive Income	Amount (INR)	As % of Consolidated Total Comprehensive Income	Amount (INR)
Parent Company								
Keynote Financial Services Limited	57.88%	7,193.11	39.60%	1,101.00	146.72%	(9.19)	40.86%	1,091.81
Subsidiaries								
Keynote Capitals Limited	47.18%	5,863.96	52.84%	1,469.02	-46.72%	2.93	55.08%	1,471.95
Keynote Fincorp Limited	11.76%	1,461.70	7.20%	200.04	0.00%	-	7.49%	200.04
Trust								
Keynote Trust	1.01%	125.58	-0.01%	(0)	0.00%	-	-0.01%	(0.31)
Total	117.85%	14,644.35	99.63%	2,769	100.00%	(6.26)	103.42%	2,763.49
Eliminations	-17.85%	(2,216.00)	0.37%	11	0.00%	-	-3.42%	(91.22)
Net total	100.00%	12,428.35	100.00%	2,780.13	100.00%	(6.26)	100.00%	2,672.27

The list of subsidiaries are as under :-

Name of Material Subsidiary of Keynote Financial Services Ltd	Date and Place of Incorporation of Material Subsidiary	Name and Date of appointment of the statutory Auditor of Material Subsidiary
Keynote Capitals Limited U67120MH1995PLC088172	Date: 8th May 1995 Place Mumbai	M/s K. K. Bhageria & Co Chartered Accountants Date of Appointment: 4th August 2022
Keynote Fincorp Limited U67120MH1995PLC084814	Date: 20th January 1995 Place Mumbai	M/s K. K. Bhageria & Co Chartered Accountants Date of Appointment: 10th July 2023

62 Events after reporting date

The Board of Directors have recommended dividend of INR 1 per fully paid up equity share of INR 10 each (31 March 2023 : INR 1 each) for the financial year 2023-24.

63 Details of Scheme of amalgamation approved by the Hon'ble High Court

As per the scheme of amalgamation approved by the Allahabad, Bombay, and Gauhati High court vide order dated 21 December 2006, 09 March, 2007 and 19 March, 2007 respectively, 14,51,702 equity shares of INR 10 each fully paid up is held by Keynote trust as a beneficiary of the Holding Company. Due to such cross holding the dividend of INR 14,51,702 (P.Y : INR 14,51,702) has been paid and received back from the trust. With respect to the dividend of INR 1 per share (P.Y: INR 1 per share) for 31 March, 2023, the Holding Company has adjusted its liability of dividend towards shares held by the Trust.

64 Changes in liabilities arising from financing activities

The Group does not have any financing activities which affect the capital and asset structure of the group without the use of cash and cash equivalents

65 Transferred financial assets that are derecognised in their entirety but where the Group has continuing involvement

The Group has not transferred any assets that are derecognised in their entirety where the Group continues to have continuing involvement and the same has been relied upon by the Auditor.

66 Disclosures of proceedings as Wilful Defaulter

Company has not done any wilful default, hence the same is not applicable.

67 Title deeds of immovable properties not held in name of the Company

The title deeds of all the immovable properties (other than properties where the Company is the lessee and the lease agreements are duly executed in favor of the lessee), as disclosed in notes to the financial statements, are held in the name of the Company.

68 Valuation of PP&E and Intangible Assets

The Company has not revalued its property, plant and equipment or intangible assets or both during the current or previous year.

69 Loans or Advances in the nature of Loans granted to Promoters, Directors, Key Managerial Personnel and Related Parties

The Company has not provided or given Loans or Advances in the nature of Loans granted to Promoters, Directors, Key Managerial Personnel and Related Parties either severally or jointly with any other person.

70 Borrowing secured against current assets:

The Company has no borrowings which are secured against current assets.

71 Relationship with struck off companies:

The Company has no transactions with the companies struck off under the Act or Companies Act, 1956.

72 Registration of charges or satisfaction with Registrar of Companies:

There are no charges or satisfaction which are yet to be registered with the Registrar of Companies beyond the statutory period.

73 Compliance with number of layers of companies:

The Company has complied with the number of layers prescribed under the Act.

KEYNOTE FINANCIAL SERVICES LIMITED

Notes forming part of the Consolidated Ind AS Financial Statements

(Currency: Indian Rupees in Lakhs)

74 Disclosure of financial ratios

Ratios	Formula	31-Mar-24	31-Mar-23	Variance	Reasons
Trade Receivable Turnover	Turnover/Average Debtor	4.75	6.49	-27%	There has been some delay in payments received from customers, consequently impacting the ratio
Inventory Turnover	Cost of Goods Sold/average inventory	N.A	N.A		
Current Ratio	Current Asset/Current Liabilities	18.94	16.05	18%	The group has borrowings during the year, consequently decreasing the ratio
Debt Equity Ratio	Total Debt/Shareholder's Equity	0.01	0.03	-78%	The group has repaid its borrowings during the year, consequently improving the ratio
Net Profit Ratio	Net Profit/Total Revenue	0.54	(0.10)	-628%	There has been considerable fair value profit on investments due to market fluctuations during FY 2023-24, resulting in positive variation in the ratio
Debt Service Coverage Ratio	Net Operating Income/Total Debt Service	122.82	0.80	15332%	
Return on Equity	Net Income/Shareholder's Equity	0.29	(0.00)	-53933%	There has been considerable fair value profit on investments due to market fluctuations during FY 2023-24, resulting in positive variation in the ratio
Trade Payable Turnover	Net Credit Purchases/Average Accounts Payable	1.00	1.00	0%	
Capital Turnover Ratio	Total Sales/Shareholder's Equity	0.23	0.16	43%	There has been considerable fair value profit on investments due to market fluctuations during FY 2023-24, resulting in positive variation in the ratio
Return on Capital Employed	EBIT/(Total Asset-Total liabilities)	(1,564.88)	(1,168.10)	34%	There has been considerable fair value profit on investments due to market fluctuations during FY 2023-24, resulting in positive variation in the ratio
Return on investment	Net Income/Cost of Investment	0.32	(0.03)	-1271%	There has been considerable fair value profit on investments due to market fluctuations during FY 2023-24, resulting in positive variation in the ratio

75 Approval of consolidated Ind AS financial statements

The consolidated Ind AS financial statements financial statements were approved for issue by the Board of Directors on 30 May 2024.

76 Prior year comparatives

The figures of the previous year have been regrouped / reclassified wherever necessary to conform to the classification / presentation of current year figures.

As per our report of even date attached

For S M S R & Co LLP

Chartered Accountants

Firm Registration No: 110592W/W100094

Sd/-

Sudarshan Jha

Partner

Membership No: 049369

Date : 30 May 2024

Place : Mumbai

For and on behalf of the Board of Directors of Keynote Financial Services Limited

CIN: L67120MH1993PLC072407

Sd/-

Vineet Suchanti

Managing Director & CFO

DIN : 00004031

Date : 30 May 2024

Place : Mumbai

Sd/-

Rinku Suchanti

Director

DIN : 00012903

Sd/-

Simran Kashela

Company Secretary

ANNUAL REPORT 2023-24

Statement pursuant to first proviso to sub-section (3) of section 129 of the Companies Act, 2013 read with rule 5 of Companies (Accounts) Rules, 2014 in the prescribed Form AOC-1 relating to subsidiary Companies

Details of Subsidiary Companies

Particulars	Name of Subsidiaries	
	Keynote Capitals Limited	Keynote Fincorp Limited
Share Capital	1,126.67	350.00
Reserves & Surplus	4,737.29	1,111.70
Total Assets	6,803.53	1,678.73
Total Liabilities	6,803.53	1,678.73
Investment (Except investment in subsidiaries)	2,572.00	1,078.95
Turnover	2,469.81	343.51
Profit/(Loss) before Taxation	1,814.94	287.16
Add Excess Provision	20.05	
Less Short Provision	-	1.08
Provision for Taxation	286.57	47.45
Deferred Tax (Asset) / Liability	79.39	13.69
Profit/(Loss) after Taxation	1,469.02	224.95
Total Comprehensive Income	1,471.95	224.95

For and on behalf of the Board of Directors of

Keynote Financial Services Limited

CIN No: L67120MH1993PLC072407

Sd/-

Vineet Suchanti

Managing Director & CFO

DIN : 00004031

Sd/-

Rinku Suchanti

Director

DIN : 00012903

Sd/-

Simran Kashela

Company Secretary

Date : 30 May 2024

Place : Mumbai

BY COURIER

If undelivered, please return to:

KEYNOTE FINANCIAL SERVICES LIMITED

The Ruby, 9th floor, Senapati Bapat Marg, Dadar (West), Mumbai – 400 028