

Ref no.- KTSL/2025-2026/010

To

The General Manager, Listing Department, BSE Limited, 1 st Floor, New Trading Wing, Rotunda Building, P.J. Towers, Dalal Street Fort, Mumbai-400001	The Manager, Listing Department, National Stock Exchange of India Ltd, Exchange Plaza, Bandra Kurla Complex, Bandra (East), Mumbai – 400051
Scrip Code: 519602	Scrip Code: KELLTONTEC

Sub: Outcome of the Board Meeting

Dear Sir/Madam,

The Board of Directors of the Company at its meeting held today, i.e., Friday, May 30, 2025, which commenced at 05:00 P.M. and concluded at 06:20 P.M., has inter-alia considered and approved the following businesses:

1. The **Audited Financial Results (Standalone and Consolidated)** of the Company for the quarter and financial year ended **March 31, 2025**.
2. The **Audit Report (Standalone and Consolidated)** dated **May 30, 2025**, issued by the Statutory Auditors of the Company for the financial year ended **March 31, 2025**.

Further, in pursuance of the provisions of the **SEBI (Prohibition of Insider Trading) Regulations, 2015** (the "PIT Regulations"), as amended, and in accordance with circular nos. **NSE/CML/2019/11** issued by the National Stock Exchange of India Limited and **LIST/COMP/01/2019-20** issued by BSE Limited, both dated **April 02, 2019**, please note that the **Trading Window** for dealing in the securities of the Company by the **Designated Persons** shall remain closed from **April 01, 2025**, and shall re-open **48 hours after the announcement of the Audited Financial Results** of the Company for the financial year ended **March 31, 2025**.

This information is also made available at the website of the Company at www.kellton.com

Thanking You,
Yours faithfully,

For Kellton Tech Solutions Limited

Rahul Jain
Company Secretary and Compliance Officer
ICSI M. No: ACS62949
Date: May 30, 2025
Place: Hyderabad

Kellton Tech Solutions Ltd., CIN: L72200TG1993PLC016819

Regd. Office: Plot No. 1367, Road No. 45, Jubilee Hills, Hyderabad-500033, Telangana, India

Tel: +91-40-44333000 Email: info@kellton.com Website: www.kellton.com

Plot No. 404-405, 6th Floor, iLABS Centre, Udyog Vihar, Phase III, Gurugram-122016, Haryana, India Tel: +91-124-4698900

INDEPENDENT AUDITORS' REPORT

**Audit Report to
The Board of Directors of
Kellton Tech Solutions Limited**

1. We have Audited the accompanying statement of consolidated financial results of **Kellton Tech Solutions Limited** ("Company") and its subsidiaries (together, the "Group") for the quarter ended March 31, 2025 and year to date from April 1, 2024 to March 31, 2025 (the "Statement") attached herewith, being submitted by the Company pursuant to the requirement of Regulation 33 of the SEBI (Listing Obligations and Disclosure Requirements) Regulations, 2015, as amended ("The Regulation").
2. The preparation of the Statement in accordance with the recognition and measurement principles laid down in Indian Accounting Standard 34, Interim Financial Reporting (Ind AS 34) prescribed under section 133 of Companies Act, 2013, read with relevant rules issued there under and other accounting principles generally accepted in India is the responsibility of the Company's management and has been approved by the Board of Directors of the Company. Our responsibility is to express a conclusion on the Statement based on our Audit.
3. We conducted our audit in accordance with the Standards on Auditing ("SAs") specified under section 143(10) of the Companies Act, 2013 ("the Act"). We are independent of the Group in accordance with the Code of Ethics issued by the Institute of Chartered Accountants of India together with the ethical requirements that are relevant to our audit of the financial statements under the provisions of the Act, and the Rules thereunder, and we have fulfilled our other ethical responsibilities in accordance with these requirements and the Code of Ethics. We believe that the audit evidence obtained by us, is sufficient and appropriate to provide a basis for our opinion on the consolidated annual financial results.

We also performed procedures in accordance with the circular issued by the SEBI under Regulation 33(8) of the Listing Regulations, as amended, to the extent applicable.

4. The Statement Include the results of the entities as given in the Annexure-1 to this report
5. Based on our audit conducted as above and on consideration of report of other auditors / management on the audited / unaudited separate quarterly financial results and on other financial information of the components, nothing has come to our attention that causes us to believe that the accompanying Statement of audited financial results prepared in accordance with recognition and measurement principles laid down in applicable Indian Accounting Standards prescribed under section 133 of Companies Act, 2013, read with relevant rules issued there under and other recognized accounting practices and policies has not disclosed the information required to be disclosed in terms of Regulation 33 of Regulations, including the manner in which it is to be disclosed, or that it contains any material misstatement.




6. We did not audit the interim financial results and other financial information of four subsidiaries, whose interim financial results reflect Total Assets of Rs. 48,135.84 Lakhs as at March 31, 2025, Total Revenue of Rs. 24,045.10 Lakhs and Rs. 90,916.27 Lakhs, Total Net Income after Tax of Rs. 1,598.94 Lakhs and Rs. 6,620.15 Lakhs, Total Comprehensive Income of Rs. 1,598.26 Lakhs and Rs. 6,686.67 Lakhs, for the quarter ended March 31, 2025 and for the period from April 1, 2024 to March 31, 2025, respectively, as considered in the consolidated audited financial results. This interim financial result has been audited by other auditor / certified by the management as on 31st December, 2024 and unaudited figures from Jan, 2025 to March, 2025, whose report / certification has been furnished to us by the management and our conclusions on the statement, in so far as it relates to the amounts and disclosures in respect of these subsidiaries is based solely on report of the other auditor / management certification and procedures performed by us stated above.

Our Conclusion on the Statement is not modified in respect of the above matter.

For ANANT RAO & MALLIK

Chartered Accountants

FRN : 006266S



V. ANANT RAO

Partner

M.No. : 022644

UDIN : 25022644BMJURW6351



Place : Hyderabad

Date : 30-05-2025

Annexure-I to The Independent Auditor's Report on the Quarterly and Year to Date Audited Consolidated Financial Results

Audited Consolidated Financial results for Quarter and year ended 31-03-2025 include results of the following entities :

Sl.No	Name of the Entity	Status
1	Kellton Dbydx Software Private Limited	Wholly Owned Subsidiary
2	Kellton Tech Inc	Wholly Owned Subsidiary
3	Kellton Tech Solutions Inc	Wholly Owned Subsidiary
4	Kellton Tech Limited (Ireland)	Wholly Owned Subsidiary
5	Evantage Solutions Inc	Step Down Subsidiary (Wholly owned subsidiary of Kellton Tech Inc)
6	Vivos Professionals LLC	Step Down Subsidiary (Wholly owned subsidiary of Kellton Tech Inc)
7	Prosoft Technology Group Inc	Step Down Subsidiary (Wholly owned subsidiary of Kellton Tech Solutions Inc)
8	Intelligence Inc	Step Down Subsidiary (Wholly owned subsidiary of Kellton Tech Solutions Inc)
9	Kellton Tech (UK) Limited	Step Down Subsidiary (Wholly owned subsidiary of Kellton Tech Limited)
10	Lenmar Consulting Inc	Step Down Subsidiary (Wholly owned subsidiary of Kellton Tech Solutions Inc)
11	SID Computer Group Inc	Step Down Subsidiary (Wholly owned subsidiary of Kellton Tech Solutions Inc)
12	Talent Parents Inc	Step Down Subsidiary (Wholly owned subsidiary of Kellton Tech Solutions Inc)
13	Planet Pro Inc	Step Down Subsidiary (wholly owned subsidiary of Kellton Tech Inc)
14	Planet Pro Canada Inc	Step Down Subsidiary (wholly owned subsidiary of Kellton Tech Limited)
15	Planet Pro Asia Pte Limited	Step Down Subsidiary (wholly owned subsidiary of Kellton Tech Limited)
16	Tivix Europe SP Z O O	Step Down Subsidiary (wholly owned subsidiary of Kellton Tech Limited)



**Statement of Audited Consolidated Profit and Loss for the quarter and Year ended
March 31st, 2025**

(All figures in lakh except EPS)

Particulars	Quarter Ended			Year Ended	
	31/03/2025 (Audited)	31/12/2024 (Unaudited)	31/03/2024 (Audited)	31/03/2025 (Audited)	31/03/2024 (Audited)
I. Revenue from Operations	28,633.28	27,887.30	24,784.21	1,09,782.12	98,289.44
II. Other Income	96.44	43.00	57.64	206.98	183.31
III. Total Revenue (I+II)	28,729.72	27,930.30	24,841.85	1,09,989.10	98,472.75
IV. Expenses					
(a) Cost of Materials consumed	9.37	-	-	9.37	-
(b) Purchase of Stock-in-trade	-	-	-	-	-
(c) Changes in inventories or finished goods, work in progress and Stock-in-trade	-	-	-	-	-
(d) Employee benefits Expense	12,970.39	13,340.08	15,128.70	51,653.63	48,677.59
(e) Finance cost	549.66	486.68	468.16	2,026.80	1,836.18
(f) Depreciation and Amortization Expense	418.34	444.82	396.60	1,693.99	1,600.47
(g) Other Expenses	12,728.62	11,150.41	6,439.61	45,354.96	39,167.86
Total Expenses	26,676.38	25,421.99	22,433.07	1,00,738.75	91,282.10
V. Profit/(Loss) before exceptional and extraordinary items and Tax (III-IV)	2,053.34	2,508.31	2,408.78	9,250.35	7,190.65
VI. Exceptional Items	-	(0.46)	0.36	(0.46)	0.36
VII. Profit/(Loss) before extraordinary items and tax (V-VI)	2,053.34	2,507.85	2,409.14	9,249.89	7,191.01
VIII. Extraordinary Items	-	-	-	-	-
IX. Net Profit/(Loss) before tax (VII-VIII)	2,053.34	2,507.85	2,409.14	9,249.89	7,191.01
X. Tax expense					
1. Current Tax	135.38	439.06	99.28	1,292.69	858.54
2. Deferred Tax	(11.82)	5.00	(79.53)	3.18	(64.53)
3. Earlier Year Tax	10.20	(28.56)	(4.09)	(18.36)	(4.09)
XI. Net Profit/(Loss) for the period from continuing operations (IX-X)	1,919.58	2,092.35	2,393.48	7,972.38	6,401.09
XII. Net Profit/(Loss) for the period from discontinuing operations before tax	-	-	-	-	-
XIII. Tax expense from discontinuing operations	-	-	-	-	-
XIV. Net profit/(Loss) for the period from discontinuing operations after tax (XII-XIII)	-	-	-	-	-
XV. Net Profit/(Loss) for the period (XI+XIV)	1,919.58	2,092.35	2,393.48	7,972.38	6,401.09
Other Comprehensive Income					
A (i) Items that will not be reclassified to profit or loss	13.32	-	(19.61)	13.32	(19.61)
(ii) Income tax relating to items that will not be reclassified to profit or loss	3.88	-	(5.71)	3.88	(5.71)
B (i) Items that will be reclassified to profit or loss	(0.68)	24.75	99.07	66.52	32.57
(ii) Income tax relating to items that will be reclassified to profit or loss	-	-	-	-	-
Total Other Comprehensive Income	16.52	24.75	73.75	83.72	7.25
Total comprehensive income for the period (Comprising Profit (Loss) and Other Comprehensive Income for the period)	1,936.10	2,117.10	2,467.23	8,056.10	6,408.34
XVI. Earnings Per Equity Share (Before Extra-Ordinary Items) (of Rs. 5 each) (Not annualized)					
(a) Basic	1.90	2.17	2.49	8.18	6.57
(b) Diluted	1.87	2.17	2.49	8.15	6.57
XVII. Earnings Per Equity Share (After Extra-Ordinary Items) (of Rs. 5 each) (Not annualized)					

Kellton Tech Solutions Ltd., CIN: L72200TG1993PLC016819

Regd. Office: Plot No. 1367, Road No. 45, Jubilee Hills, Hyderabad-500033, Telangana, India

Tel: +91-40-44333000 Email: info@kellton.com Website: www.kellton.com

Plot No. 404-405, 6th Floor, iLABS Centre, Udyog Vihar, Phase III, Gurugram-122016, Haryana, India Tel: +91-124-4698900



(a) Basic	1.90	2.17	2.49	8.18	6.57
(b) Diluted	1.87	2.17	2.49	8.15	6.57
Paid up equity share capital (Face Value of Rs. 5 each).	4,875.70	4870.53	4,870.08	4,875.70	4,870.08
Reserve excluding Revaluation reserves as per balance sheet of previous accounting year.	-	-	-	48,654.13	39,467.88

1. Segment Information

Sr.No	Particulars	Quarter Ended			Year Ended	
		31/03/2025 (Audited)	31/12/2024 (Unaudited)	31/03/2024 (Audited)	31/03/2025 (Audited)	31/03/2024 (Audited)
1.	Segment Revenue					
	Digital Transformation	23,616.87	22,983.28	20,342.07	90,477.64	80,630.59
	Enterprise Solutions	3,998.58	3,886.30	3,483.83	15,305.89	13,840.77
	Consulting	1,017.83	1,017.72	958.31	3,998.59	3,818.08
	Total	28,633.28	27,887.30	24,784.21	1,09,782.12	98,289.44
2.	Less: Intersegment revenue					
3.	Net Sales /Income from operations	28,633.28	27,887.30	24,784.21	1,09,782.12	98,289.44
4.	Segment results profit / (loss) before tax, interest and depreciation					
	Digital Transformation	7,102.53	7,708.15	7,125.11	28,569.26	25,837.79
	Enterprise Solutions	856.69	933.10	852.98	3,408.87	3,114.05
	Consulting	193.36	211.58	226.46	824.84	816.93
5.	Total	8,152.58	8,852.83	8,204.55	32,802.97	29,768.77
	Less: Un allocable Expenses	5,646.01	5,900.83	5,385.25	21,732.80	20,925.25
6.	Finance Cost	549.67	486.68	468.16	2,026.80	1,836.18
7.	Un allocable Income	96.44	42.53	58.00	206.52	183.67
8.	Exceptional Items	-	-	-	-	-
9.	Total Profit Before Tax	2,053.34	2,507.85	2,409.14	9,249.89	7,191.01

Notes:

1. The Statutory Auditors of the Company have conducted an audit of the financial results for the quarter and year ended March 31, 2025 pursuant to the requirement of Regulation 33 of the SEBI (Listing Obligation and Disclosure Requirements) Regulation 2015 and have given an unqualified opinion in their report These financial results have been reviewed by the Audit Committee and thereafter approved by Board of Directors at their respective meetings held on May 30, 2025.

2. *Assets and liabilities used in the company's business are not identified to any of the reportable segment as these are used interchangeably between segments. The management believes that it is not practicable to provide segment disclosures related to total assets and liabilities since meaningful segregation of the available data is onerous.

3. During the quarter ended Mar 31, 2025, pursuant to Employees Stock Option Scheme 2013, 1,03,331 shares were allotted. Consequent to this allotment, the paid-up share capital of the Company has increased from Rs.48,70,53,015 to Rs.48,75,69,670

4. Figures of the corresponding previous periods are regrouped and reclassified wherever considered necessary to correspond with current period's presentation.



Kellton Tech Solutions Ltd., CIN: L72200TG1993PLC016819

Regd. Office: Plot No. 1367, Road No. 45, Jubilee Hills, Hyderabad-500033, Telangana, India

Tel: +91-40-44333000 Email: info@kellton.com Website: www.kellton.com

Plot No. 404-405, 6th Floor, iLABS Centre, Udyog Vihar, Phase III, Gurugram-122016, Haryana, India Tel: +91-124-4698900

5. The figures of the quarter ended March 31, 2025 are the balancing figures between audited figures in respect of the full financial year up to March 31, 2025 and the unaudited published year-to-date figures up to December 31, 2024, being the date of the end of the third quarter of the financial year. The published year to date results up to December 31, 2024 were subjected to limited review.

Place: Hyderabad
Date: 30.05.2025


For Kellton Tech Solutions Limited


Niranjana Chintam
Chairman
DIN: 01658591



Kellton Tech Solutions Limited
Consolidated Statement of Assets and Liabilities

S.No	Particulars	Rs. in Lacs	Rs. in Lacs
		31.03.2025	31.03.2024
		Audited	Audited
1	ASSETS		
	Non-current assets		
	Property, Plant and Equipment	952.55	1,277.48
	Capital work-in-progress	3,197.01	1,815.02
	Right to use assets	547.81	816.36
	Goodwill	1,150.32	1,150.32
	Other Intangible assets	3,676.29	3,694.07
	Financial Assets		
	(i) Investments	-	-
	(ii) Loans	-	-
	(iii) Others	166.89	150.96
	Deferred tax assets (net)	-	-
	Other non-current assets	941.91	938.90
	Total Non-Current Assets	10,632.78	9,843.11
2	Current assets		
	Inventories	594.05	-
	Financial Assets		
	(i) Trade receivables	32,595.48	26,885.88
	(ii) Cash and cash equivalents	2753.03	2769.70
	(iii) Loans	-	-
	Others financial assets	26,935.83	20,995.15
	Current Tax Assets (Net)	636.80	501.53
	Other current assets	4,754.36	5,043.56
	Total Current Assets	68,269.55	56,195.82
	Total Assets	78,902.33	66,038.93
	EQUITY AND LIABILITIES		
	Equity Share capital	4,875.70	4,870.08
	Other Equity	48,654.13	39,467.88
	Total Equity	53,529.83	44,337.96




Kellton Tech Solutions Ltd., CIN: L72200TG1993PLC016819

Regd. Office: Plot No. 1367, Road No. 45, Jubilee Hills, Hyderabad-500033, Telangana, India


Tel: +91-40-44333000 Email: info@kellton.com Website: www.kellton.com

Plot No. 404-405, 6th Floor, iLABS Centre, Udyog Vihar, Phase III, Gurugram-122016, Haryana, India Tel: +91-124-4698900

LIABILITIES			
1	Non-current liabilities		
	Financial Liabilities		
	(i) Borrowings	5,190.71	3,302.80
	(ii) Provisions	730.18	617.06
	(iii) Other non-current liabilities	-	-
	(iv) Other financial liabilities	37.51	26.46
	Lease Liabilities	610.09	906.16
	Deferred Tax Liabilities	127.58	118.70
	Total Non-Current Liabilities	6,696.07	4,971.18
2	Current liabilities		
	Financial Liabilities		
	(i) Borrowings	10,503.51	9,603.26
	(ii) Trade payables	2,209.00	1,817.78
	(iii) Other financial liabilities	2,039.74	1,786.74
	Other current liabilities	941.71	1,167.01
	Provisions	2,982.47	2,355.00
	Current Tax Liabilities (Net)	-	-
	Total Current Liabilities	18,676.43	16,729.79
	Total Equity and Liabilities	78,902.33	66,038.93

Place: Hyderabad
Date: 30.05.2025

For **Kellton Tech Solutions Limited**


Nirapjan Chintam
Chairman
DIN: 01658591



KELLTON TECH SOLUTIONS LIMITED
AUDITED CONSOLIDATED STATEMENT OF CASHFLOW

(Amount in Lakhs)

	For the Year ended	
	March 31'2025	March 31'2024
Cash flow from Operating Activities		
Profit for the Period	9,249.89	7,191.02
Adjustments for :		
Depreciation and amortization expense	1,693.99	1,600.47
Expense on employee stock based compensation	20.59	33.92
Allowance for doubtful debt	1.34	28.49
Bad Debts	165.00	180.91
Finance costs	2,026.80	1,836.18
Foreign currency translation	66.52	32.57
Profit on disposal of property, plant and equipment	-	0.36
Good will Write-off	0.46	-
Changes in operating assets and liabilities		
Trade receivables	(5,875.95)	(1,432.67)
Other assets	(6,264.45)	(2,992.39)
Trade payables	391.22	(196.19)
Other liabilities	(225.30)	(45.54)
Provisions	740.58	250.99
Net cash provided by operating activities before taxes	1,990.69	6,488.12
Income taxes paid	(1,403.90)	(868.25)
Net cash provided by operating activities	586.79	5,619.87
Cash flow from investing activities		
Purchase of property, plant and equipment	(1,082.74)	(2,156.99)
Capital work in progress	(1,381.99)	(1,815.02)
Goodwill and capital reserve	76.54	9.31
Earnout payments-(net)	(65.95)	(1.66)
Proceeds from sale of investment in mutual funds		
Net cash (used in)or provided by investing activities	(2,454.14)	(3,964.36)
Cash flow from financing activities		
Proceeds from Issue of share capital under ESOP scheme	30.39	235.55
Finance costs paid	(2,026.80)	(1,836.18)
Change in loans and borrowings	3,041.16	(263.64)
Changes in Reserves	1,102.00	332.60
Repayment of Lease Liabilities	(296.07)	(336.89)
Net cash used in financing activities	1,850.68	(1,868.56)
Net increase in cash and cash equivalents	(16.67)	(213.05)
Cash and cash equivalents including bank balances other than cash and cash equivalent at the beginning of the period	2,769.70	2,982.75
Cash and cash equivalents including bank balances other than cash and cash equivalent at the end of the period	2,753.03	2,769.70

Place : Hyderabad

Date : 30.05.2025

For Kellton Tech Solutions Limited


Niranjan Chintan
Chairman
DIN : 01658591



Kellton Tech Solutions Ltd., CIN: L72200TG1993PLC016819

Regd. Office: Plot No. 1367, Road No. 45, Jubilee Hills, Hyderabad-500033, Telangana, India

Tel: +91-40-44333000 Email: info@kellton.com Website: www.kellton.com

Plot No. 404-405, 6th Floor, iLABS Centre, Udyog Vihar, Phase III, Gurugram-122016, Haryana, India Tel: +91-124-4698900

INDEPENDENT AUDITORS' REPORT

**Audit Report to
The Board of Directors of
Kellton Tech Solutions Limited**

1. We have audited the accompanying statement of standalone financial results of **Kellton Tech Solutions Limited** ("Company") for the quarter ended March 31, 2025 and year to date from April 1, 2024 to Mar 31, 2025 (the "Statement") attached herewith, being submitted by the Company pursuant to the requirement of Regulation 33 of the SEBI (Listing Obligations and Disclosure Requirements) Regulations, 2015 as amended ("The Regulation"). This statement is the responsibility of the Company's Management and has been approved by the Board of Directors of the Company. Our responsibility is to express a conclusion on the Statement based on our audit.
2. We conducted our audit in accordance with the Standards on Auditing ("SAs") specified under section 143(10) of the Companies Act, 2013 ("the Act"). We are independent of the Company, in accordance with the Code of Ethics issued by the Institute of Chartered Accountants of India together with the ethical requirements that are relevant to our audit of the financial statements under the provisions of the Act, and the Rules thereunder, and we have fulfilled our other ethical responsibilities in accordance with these requirements and the Code of Ethics. We believe that the audit evidence we have obtained is sufficient and appropriate to provide a basis for our opinion on the Standalone annual financial results.
3. Based on our audit conducted as above, nothing has come to our attention that causes us to believe that the accompanying statement of financial results prepared in accordance with recognition and measurement principles laid down in the applicable Indian Accounting Standards prescribed under section 133 of the Companies Act, 2013, read with relevant rules issued there under and other recognized accounting practices and policies has not disclosed the information required to be disclosed in terms of Regulation 33 of Regulations, including the manner in which it is to be disclosed, or that it contains any material misstatement.

For ANANT RAO & MALLIK
Chartered Accountants
FRN : 006266S



V. ANANT RAO
Partner

M.No. : 022644

UDIN : 25022644BMJURV9840



Place : Hyderabad

Date : 30-05-2025

**Statement of Audited Standalone Profit and Loss for the quarter and Year ended March
31st 2025**

(All figures in lakh except EPS)

Particulars	Quarter Ended			Year Ended	
	31/03/2025 (Audited)	31/12/2024 (Unaudited)	31/03/2024 (Audited)	31/03/2025 (Audited)	31/03/2024 (Audited)
I. Revenue from Operations	4,583.87	4,734.74	5,309.79	18,893.22	18,471.53
II. Other Income	100.75	33.23	40.24	179.61	109.82
III. Total Revenue (I+II)	4,684.62	4,767.97	5,350.03	19,072.83	18,581.35
IV. Expenses					
(a) Cost of Materials consumed	9.37	-	-	9.37	-
(b) Purchase of Stock-in-trade	-	-	-	-	-
(c) Changes in inventories or finished goods, work in progress and Stock-in-trade	-	-	-	-	-
(d) Employee benefits Expense	2,959.15	3,388.10	3,509.30	12,725.68	12,886.02
(e) Finance cost	228.41	220.12	203.78	888.22	771.84
(f) Depreciation and Amortization Expense	195.30	194.30	203.22	774.11	706.94
(g) Other Expenses	751.99	548.65	1,061.01	2,861.56	2,848.61
Total Expenses	4,144.22	4,351.17	4,977.31	17,258.94	17,213.41
V. Profit/(Loss) before exceptional and extraordinary items and Tax (III-IV)	540.40	416.80	372.72	1,813.89	1,367.94
VI. Exceptional Items	-	(0.46)	0.36	(0.46)	0.36
VII. Profit/(Loss) before extraordinary items and tax (V-VI)	540.40	416.34	373.08	1,813.43	1,368.30
VIII. Extraordinary Items	-	-	-	-	-
IX. Net Profit/(Loss) before tax (VII-VIII)	540.40	416.34	373.08	1,813.43	1,368.30
X. Tax expense					
1. Current Tax	270.36	100.00	217.04	525.36	442.04
2. Deferred Tax	(50.60)	5.00	(80.09)	(35.60)	(65.09)
3. Earlier year Tax	-	(28.56)	(4.09)	(28.56)	(4.09)
XI. Net Profit/(Loss) for the period from continuing operations (IX-X)	320.64	339.90	240.22	1,352.23	995.44
XII. Net Profit/(Loss) for the period from discontinuing operations before tax	-	-	-	-	-
XIII. Tax expense from discontinuing operations	-	-	-	-	-
XIV. Net profit/(Loss) for the period from discontinuing operations after tax (XII-XIII)	-	-	-	-	-
XV. Net Profit/(Loss) for the period (XI+XIV)	320.64	339.90	240.22	1,352.23	995.44
Other Comprehensive Income					
A (i) Items that will not be reclassified to profit or loss	13.32	-	(19.61)	13.32	(19.61)
(ii) Income tax relating to items that will not be reclassified to profit or loss	3.88	-	(5.71)	3.88	(5.71)
B (i) Items that will be reclassified to profit or loss	-	-	-	-	-
(ii) Income tax relating to items that will be reclassified to profit or loss	-	-	-	-	-
Total Other Comprehensive Income	17.20	-	(25.32)	17.20	(25.32)
XVI. Total Comprehensive Income/(Loss) after taxes, minority interest and share of profit/(loss) of associates	337.84	339.90	214.90	1,369.43	970.12

Kellton Tech Solutions Ltd., CIN: L72900TG1993PL2016819

Regd. Office: Plot No. 1367, Road No. 45, Jubilee Hills, Hyderabad-500033, Telangana, India

Tel: +91-40-44333000 Email: info@kellton.com Website: www.kellton.com

Plot No. 404-405, 6th Floor, iLABS Centre, Udyog Vihar, Phase III, Gurugram-122016, Haryana, India Tel: +91-124-4698900

XVII. Earnings Per Equity Share (Before Extra-Ordinary Items) (of Rs.5 each) (not annualized)					
(a) Basic	0.33	0.35	0.24	1.39	1.02
(b) Diluted	0.32	0.35	0.24	1.38	1.02
XVIII. Earnings Per Equity Share (After Extra-Ordinary Items) (of Rs.5 each) (not annualized)					
(a) Basic	0.33	0.35	0.24	1.39	1.02
(b) Diluted	0.32	0.35	0.24	1.38	1.02
Paid up equity share capital (Face Value of Rs. 5 each).	4,875.70	4870.53	4,870.08	4,875.70	4,870.08
Total Reserves	-	-	-	12,864.62	11,449.85

Notes:

1. The Statutory Auditors of the Company have audited the financial results for the quarter and year ended March 31st 2025 pursuant to the requirement of Regulation 33 of the SEBI (Listing Obligation and Disclosure Requirements) Regulation 2015 and have given an unqualified opinion in their report. These financial results have been reviewed by the Audit Committee and thereafter approved by Board of Directors at their respective meetings held on May 30th, 2025.
2. The figures of the quarter ended March 31, 2025 are the balancing figures between audited figures in respect of the full financial year up to March 31, 2025 and the unaudited published year to date figures up to December 31, 2024, being the date of the end of the third quarter of the financials year. The published year to date results up to December 31, 2024 were subjected to limited review.
3. During the quarter ended Mar 31, 2025, pursuant to Employees Stock Option Scheme 2013, 1,03,331 shares were allotted. Consequent to this allotment, the paid-up share capital of the Company has increased from Rs.48,70,53,015 to Rs.48,75,69,670
4. The Company does not have multiple segments for Standalone financials.
5. Figures of the corresponding previous periods are regrouped and reclassified wherever considered necessary to correspond with current period's presentation.

Place: Hyderabad
Date: 30.05.2025

For Kellton Tech Solutions Limited


Niranjana Chintam
Chairman
DIN: 01658591



Kellton Tech Solutions Ltd., CIN: L72200TG1993PLC016819



Regd. Office: Plot No. 1367, Road No. 45, Jubilee Hills, Hyderabad-500033, Telangana, India

Tel: +91-40-44333000 Email: info@kellton.com Website: www.kellton.com

Plot No. 404-405, 6th Floor, iLABS Centre, Udyog Vihar, Phase III, Gurugram-122016, Haryana, India Tel: +91-124-4698900

Kellton Tech Solutions Limited
Standalone Statement of Assets and Liabilities

S.No	Particulars	Rs. in Lacs	Rs. in Lacs
		31.03.2025	31.03.2024
		Audited	Audited
1	ASSETS		
	Non-current assets		
	Property, Plant and Equipment	937.87	1,260.82
	Capital work-in-progress	3,197.01	1,815.02
	Right to use Assets	249.05	607.38
	Goodwill	962.50	962.50
	Other Intangible assets	-	-
	Financial Assets		
	(i) Investments	8,692.18	8,692.18
	(ii) Loans	-	-
	(iii) Others	136.68	135.53
	Deferred tax assets (net)	259.55	220.08
	Other non-current assets	98.83	117.33
	Total Non-Current Assets	14,533.67	13,810.84
2	Current assets		
	Inventories	594.05	-
	Financial Assets		
	(i) Trade receivables	7,786.33	5,940.51
	(ii) Cash and cash equivalents	805.32	715.92
	(iii) Loans	-	-
	Others financial assets	6,431.38	3,999.59
	Current Tax Assets (Net)	-	414.82
	Other current assets	615.73	926.54
	Total Current Assets	16,232.81	11,997.38
	Total Assets	30,766.48	25,808.22
	EQUITY AND LIABILITIES		
	Equity Share capital	4,875.70	4,870.08
	Other Equity	12,864.62	11,449.85
	Total Equity	17,740.32	16,319.93

Kellton Tech Solutions Ltd., CIN: L72200TG1993PLC016819

Regd. Office: Plot No. 1367, Road No. 45, Jubilee Hills, Hyderabad-500033, Telangana, India

Tel: +91-40-44333000 Email: info@kellton.com Website: www.kellton.com

Plot No. 404-405, 6th Floor, iLABS Centre, Udyog Vihar, Phase III, Gurugram-122016, Haryana, India Tel: +91-124-4698900

LIABILITIES			
1	Non-current liabilities		
	Financial Liabilities		
	(i) Borrowings	3,709.69	877.50
	(ii) Provisions	730.18	617.06
	(iii) Other non-current liabilities	-	-
	Lease Liabilities	300.66	691.88
	Deferred Tax Liabilities		-
	Total Non-Current Liabilities	4,740.53	2,186.44
2	Current liabilities		
	Financial Liabilities		
	(i) Borrowings	4,016.93	4,070.59
	(ii) Trade payables	1,224.33	264.81
	(iii) Other financial liabilities	1,071.97	977.15
	Other current liabilities	716.53	731.36
	Provisions	1,252.99	1,257.94
	Current Tax Liabilities (Net)	2.88	-
	Total Current Liabilities	8,285.63	7,301.86
	Total Equity and Liabilities	30,766.48	25,808.22

Place: Hyderabad
Date: 30.05.2025

For Kellton Tech Solutions Limited

Niranjan Chintam
Chairman
DIN: 01658591



KELLTON TECH SOLUTIONS LIMITED
AUDITED STANDALONE STATEMENT OF CASH FLOW

(Amount in Lakhs)

	For the Year ended	
	March 31'2025	March 31'2024
Cash flow from Operating Activities		
Profit for the Period	1,813.43	1,368.30
Adjustments for :		
Depreciation and amortization expense	774.11	706.94
Expense on employee stock based compensation	19.74	41.54
Allowance for doubtful debt	1.34	28.49
Bad Debts	5.90	-
Finance costs	888.22	771.84
Profit on disposal of property, plant and equipment	(0.46)	0.36
Changes in operating assets and liabilities		
Trade receivables	(1,853.06)	(620.79)
Other assets	(2,696.83)	(971.91)
Trade payables	959.52	(183.16)
Other liabilities	(18.70)	(23.66)
Provisions	125.35	839.20
Net cash provided by operating activities before taxes	18.56	1,957.15
Income taxes paid	79.10	553.89
Net cash provided by operating activities	(60.54)	1,403.26
Cash flow from investing activities		
Purchase of property, plant and equipment	(92.39)	(660.41)
Capital work in progress	(1,381.99)	(1,815.02)
Net cash (used in)or provided by investing activities	(1,474.38)	(2,475.43)
Cash flow from financing activities		
Proceeds from Issue of share capital under ESOP scheme	30.39	235.55
Finance costs paid	(888.22)	(771.84)
Change in loans and borrowings	2,873.36	1,968.59
Repayment of Lease liabilities	(391.21)	(330.51)
Net cash used in financing activities	1,624.32	1,101.79
Net increase in cash and cash equivalents	89.40	29.62
Cash and cash equivalents including bank balances other than cash and cash equivalent at the beginning of the period	715.92	686.30
Cash and cash equivalents including bank balances other than cash and cash equivalent at the end of the period	805.32	715.92

Place : Hyderabad

Date : 30.05.2025

For Kellton Tech Solutions Limited

Niranjan Chintam
Chairman
DIN : 01658591



Kellton Tech Solutions Ltd., CIN: L72200TG1993PLC016819

Regd. Office: Plot No. 1367, Road No. 45, Jubilee Hills, Hyderabad-500033, Telangana, India

Tel: +91-40-44333000 Email: info@kellton.com Website: www.kellton.com

Plot No. 404-405, 6th Floor, iLABS Centre, Udyog Vihar, Phase III, Gurugram-122016, Haryana, India Tel: +91-124-4698900