



29<sup>th</sup> July, 2021

BSE Limited  
Phiroze Jeejeebhoy Towers, Dalal  
Street,  
Mumbai 400 001

National Stock Exchange of India Limited  
Exchange Plaza, Plot No. C/1,  
G Block, Bandra – Kurla  
Complex, Bandra (East),  
Mumbai 400 051

Scrip Code: 507779

Trading Symbol: KANPRPLA

Sub.: Submission of newspaper publication

Dear Sir,

Pursuant to Regulation 30(1) of the SEBI (Listing Obligation and Disclosure Requirements) Regulations 2015, please find enclosed herewith copies of newspaper publication published today i.e. on 29<sup>th</sup> July, 2021 regarding publication of standalone and consolidated unaudited financial results for the quarter ended 30<sup>th</sup> June, 2021.

Kindly take this on record and oblige.

Thanking you,

Yours Faithfully,  
For KANPUR PLASTIPACK LTD.

(Ankur Srivastava)  
Company Secretary



D-19,20 Panki Industrial Area, Kanpur-208022, India  
tel.no: +91 (512) 2691113-116 | fax: +91 (512) 2691117  
email: [info@kanplas.com](mailto:info@kanplas.com) | web: [www.kanplas.com](http://www.kanplas.com)

**Manufacturers & Exporters:** HDPE/PP Circular  
Woven Fabrics, Sacks and FIBCS/Jumbo Bags  
Multifilament Yarn

ISO 9001:2015 ISO 22000 AIB BRC Certified  
CIN L25209UP1971PLC003444

# SICAL MULTIMODAL AND RAIL TRANSPORT LTD

CIN: U60232TN2007PLC063378  
REGD.OFFICE: "SOUTH INDIA HOUSE", 73, Armenian Street, Parys, Chennai - 600 001  
Ph: 044-66157071; Fax: 044-66157017 Website: www.sical.com e-mail: sec@tical.com

## EXTRACT OF AUDITED STANDALONE FINANCIAL RESULTS FOR THE YEAR ENDED 31.03.2021

Prepared in compliance with the Indian Accounting Standard (Ind-AS) [Pursuant to Regulation 52(8) of the SEBI [Listing Obligations and Disclosure Requirements] Regulations, 2015]

(₹ in Lakhs except per equity share data)

S.No.	Particulars	Half year ended 31.03.2021 Audited*	Half year ended 30.09.2020 Unaudited	Half year ended 31.03.2020 Audited*	For the year ended 31.03.2021 Audited	For the Year ended 31.03.2020 Audited
1.	Revenue from operations	5,322	5,288	4,766	10,610	10,933
2.	Profit before tax	(350)	47	(620)	(303)	(537)
3.	Net profit after tax	(540)	37	(606)	(503)	(440)
4.	Total comprehensive income for the period (comprising profit for the period after tax and other comprehensive income after tax)	(540)	37	(606)	(503)	(440)
5.	Paid-up equity share capital (par value Rs. 10/- each, fully paid)	7,269	7,269	7,269	7,269	7,269
6.	Other equity as of 31 March	8,005	8,508	8,508	8,005	8,508
7.	Earnings per share (par value Rs. 10/- each)					
	Basic [in Rs.]	(0.74)	0.05	(0.83)	(0.69)	(0.61)
	Diluted [in Rs.]	(0.74)	0.05	(0.83)	(0.69)	(0.61)

\* Refer note 2

**Notes:**  
(1) The above is an extract of the detailed format of audited standalone financial results for the half year ended 31 March 2021 filed with the stock exchanges under Regulation 52 of the SEBI [Listing Obligations and Disclosure Requirements] Regulations, 2015 duly reviewed by the Audit Committee and approved and authenticated by the Board of Directors at their meeting held on 28th July, 2021. The full format of the audited financial results for the half year and year ended 31 March 2021 are available on the websites of the stock exchange NSE (www.nseindia.com) and on the Company's website www.sical.in/investors/SMART/financial results.

(2) The figures for the half year ended 31 March 2021 and the corresponding half year ended in the previous year are the balancing figures between the audited figures in respect of the full financial year and the published year to date figures upto the end of the half year 30 September of the relevant financial year. Also, the figures upto the end of half year ended 30 September has only been subjected to limited review and not subjected to audit.

(3) Pursuant to Regulation 54(2) of the SEBI (LODR) Regulations, 2015 it is hereby disclosed that the Company has provided (1) 0.60 acres of land situated at Anupampattu Village, (2) 19.5 acres of land and building situated there on at Minjur (3) 2 rakes and 1,030 Containers and (4) pari passu mortgage charge along with existing charge holder on land (admeasuring around 2.248 acres) at Minjur as security for the 11% secured listed NCDs of Rs. 100 Cr issued to RBL Bank Limited on private placement and the asset cover is 1.5 times as on 31 March 2021.

The following additional disclosures are made pursuant to Reg 52 (4) of the SEBI [Listing Obligations and Disclosure Requirements] Regulations, 2015 in connection with the 11% listed secured Non-convertible Debentures issued to RBL Bank Limited.

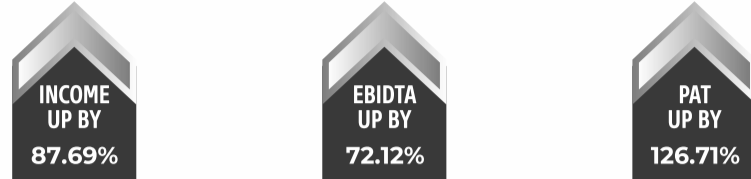
- (a) credit rating and change in credit rating (if any): D
- (b) asset cover available, in case of non convertible debt securities: 1.5 times as at 31 March 2021
- (c) debt-equity ratio: 0.48 as at 31 March 2021
- (d) previous due date for the payment of interest was 31 March 2021 and the same was paid on due date.
- (e) next due date for the payment of interest is 30 September 2021.
- (f) debt service coverage ratio: 0.83 as at 31 March 2021
- (g) interest service coverage ratio: 1.55 as at 31 March 2021
- (h) debenture redemption reserve: Rs. 2,000 lakhs as at 31 March 2021
- (i) net worth: Rs. 15,274 lakhs as at 31 March 2021
- (j) net loss after tax: Rs. 503 lakhs for the year ended 31 March 2021
- (k) earnings per share: Rs. (0.69) as at 31 March 2021

On behalf of the Board  
For Sical Multimodal and Rail Transport Limited

T. SUBRAMANIAN  
Director

Place : Chennai  
Date : 28.07.2021

Celebrating 50 years of excellence the journey of transformation



### QUARTERLY HIGHLIGHTS

## Extract of the Standalone & Consolidated Unaudited Financial Results for the Quarter ended 30<sup>th</sup> June, 2021

(₹ in Lacs)

SL. NO.	PARTICULARS	STANDALONE				CONSOLIDATED			
		Quarter Ended		Year Ended		Quarter Ended		Year Ended	
		30.06.2021 Unaudited	30.06.2020 Unaudited	31.03.2021 Audited	31.03.2021 Audited	30.06.2021 Unaudited	30.06.2020 Unaudited	31.03.2021 Audited	31.03.2021 Audited
1	Total Income from operations (net)	14,624.48	7,791.70	15,848.19	45,916.23	14,624.48	7,791.70	15,848.19	45,916.23
2	Net Profit from Ordinary Activities before Tax	1,237.26	645.60	1,665.59	4,413.15	1,236.27	645.60	1,662.62	4,410.18
3	Net Profit from Ordinary Activities after Tax	871.27	384.31	1,166.18	3,021.47	870.28	384.31	1,163.21	3,018.50
4	Net Profit for the period after Tax (after Extraordinary Items)	871.27	384.31	1,166.18	3,021.47	870.28	384.31	1,163.21	3,018.50
5	Total Comprehensive Income for the Period	871.27	384.31	1,122.95	2,978.24	870.28	384.31	1,119.99	2,975.27
6	Equity Share Capital	1,431.96	1,431.96	1,431.96	1,431.96	1,431.96	1,431.96	1,431.96	1,431.96
7	Reserves (Excluding Revaluation Reserves as shown in the Balance sheet of previous year)	-	-	-	14,317.23	-	-	-	14,314.26
8	Earning per Share (before/after extraordinary items) (of Rs.10/-each) (not annualised)								
	Basic	6.09	2.69	7.85	20.81	6.08	2.69	7.83	20.79
	Diluted	6.09	2.69	7.85	20.81	6.08	2.69	7.83	20.79

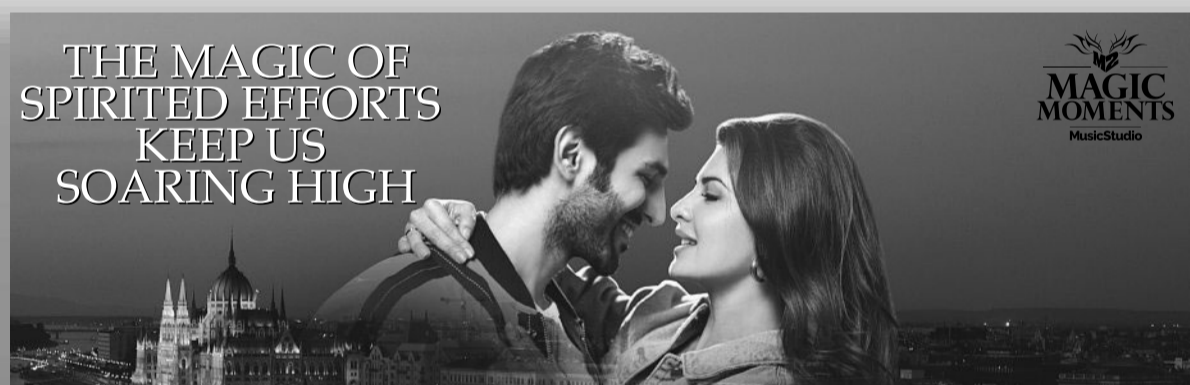
### Notes:

- The above results of the Company were reviewed by the Audit Committee and approved by the Board of Directors at their respective meetings held on 28.07.2021 and a Limited Review was carried by the Statutory Auditors of the Company.
- The Board of Directors have recommended a Bonus issue in the proportion of 1:2 i.e. One new fully paid up equity share as Bonus for every existing Two fully paid up equity shares, subject to the approval of shareholders at the ensuing Annual General Meeting.
- The figures of previous period/year have been re-grouped/re-arranged and/or recast wherever found necessary.
- The above is the extracts of the detailed format of unaudited quarterly financial results as filed with the Stock Exchange under Regulation 33 of the SEBI (Listing Obligations and Disclosure Requirements) Regulations, 2015. The full Quarterly/Year to date Financial Results are available on the Stock Exchanges website at www.bseindia.com, www.nseindia.com and on the company's website www.kanplas.com.

For and on behalf of the Board of Directors  
Sd/-  
(Manoj Agarwal)  
Chairman cum Managing Director

Place : Kanpur  
Dated : 28.07.2021

Regd. Office : D-19-20, Panki, Industrial Area, Kanpur - 208022 Ph.: +91 512 2691113-6; Fax: +91 512 2691117; Email: secretary@kanplas.com ; website : www.kanplas.com



# Radico Khaitan Limited

Registered Office : Bareilly Road, Rampur - 244 901 (U.P.)  
Tel. No.0595-2350601/2, 2351703 Fax No.0595-2350009  
Email : investor@radico.co.in Web : www.radico.com  
CIN: L26941UP1983PLC027278

## (Regulation 47 (1) (b) of the SEBI (LODR) Regulation 2015) Extract of Unaudited Financial Results (Standalone and Consolidated) (₹ In lakhs) (Except EPS)

Sl. No.	Particulars	Standalone				Consolidated			
		Quarter ended 30.06.2021 (Unaudited)	Quarter ended 31.03.2021 (Unaudited)	Quarter ended 30.06.2020 (Unaudited)	Year ended 31.03.2021 (Audited)	Quarter ended 30.06.2021 (Unaudited)	Quarter ended 31.03.2021 (Unaudited)	Quarter ended 30.06.2020 (Unaudited)	Year ended 31.03.2021 (Audited)
1.	Total income from Operations	285300.13	289309.42	177652.67	1038743.49	284940.14	288698.12	177652.67	1038132.19
2.	Net Profit (before Tax and Exceptional items)	7762.32	9443.66	5821.90	35310.16	7867.22	9442.00	5901.74	35969.60
3.	Net Profit before Tax (after Exceptional items)	7762.32	9443.66	5821.90	35310.16	7867.22	9442.00	5901.74	35969.60
4.	Net Profit after tax (after Exceptional items)	5982.75	7354.97	4407.29	27056.36	6087.65	7353.31	4487.13	27715.79
5.	Total Comprehensive Income for the period	5954.69	7397.82	4365.00	26970.12	6059.43	7399.11	4444.07	27630.20
6.	Paid up Equity Share Capital (Face value of Rs.2/- each)	2671.88	2671.37	2670.69	2671.37	2671.88	2671.37	2670.69	2671.37
7.	Other Equity (excluding Revaluation Reserve) in the Audited Balance Sheet as at 31st March, 2021	-	-	-	173719.31	-	-	-	176620.21
8.	Earning per Equity Share on net profit after tax (fully paid up equity share of Rs.2/-)								
	(a) Basic	4.48	5.51	3.30	20.26	4.56	5.51	3.36	20.75
	(b) Diluted	4.48	5.51	3.30	20.25	4.56	5.50	3.36	20.74

**Notes:**  
(1) The Unaudited financial results (standalone & consolidated) of the Company for the quarter ended June 30, 2021 have been reviewed by the Audit Committee and approved by the Board of Directors at its meeting held on Wednesday, July 28, 2021. The Statutory Auditors have carried out limited review of the unaudited financial results for the quarter ended June 30, 2021. (2) The above is an extract of detailed format of quarterly financial results filed with the Stock Exchanges under Regulation 33 of the SEBI (Listing Obligations and Disclosure Requirements) Regulations, 2015. The full format of the aforesaid financial results is available on the website of the Company, Bombay Stock Exchange Limited and National Stock Exchange of India Limited i.e. www.radico.com, www.bseindia.com and www.nseindia.com (3) This statement has been prepared in accordance with the Companies (Indian Accounting Standards) Rules 2015 (IndAS) prescribed under Section 133 of the Companies Act, 2013 and other recognised accounting practices and policies to the extent applicable.

For and on behalf of the Board  
Sd./-  
Dr. Lalit Khaitan  
Chairman & Managing Director  
DIN No. 00238222

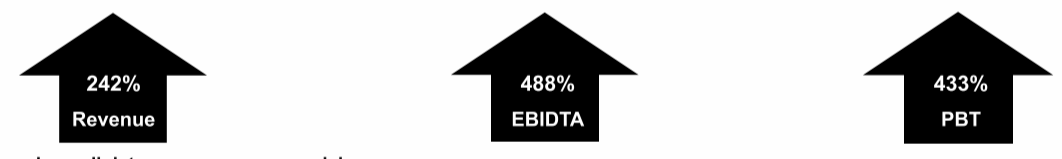


## BLS INTERNATIONAL SERVICES LIMITED

CIN: L51909DL1983PLC016907

Regd. Office: G-4, B-1, Extension, Mohan Co-operative Industrial Estate, Mathura Road, New Delhi-110044  
Tel. No.: 011-45795002 Fax: 011-23755264 Email: compliance@blsinternational.net, Website: www.blsinternational.com

Statement of Unaudited Consolidated & Standalone Financial Results for the Quarter ended June 30, 2021



## Extract of Unaudited Consolidated Financial Results of BLS International for the Quarter ended June 30, 2021

PARTICULARS	Consolidated financial results:- (Rs. In Lakhs)			
	Quarter Ended		Year Ended	
	June 30, 2021 Unaudited	March 31, 2021 Audited	June 30, 2020 Unaudited	March 31, 2021 Audited
Total Income from Operations	17,853.03	14,456.18	5,214.37	47,837.07
Net Profit for the period (before tax & exceptional items)	2,080.39	1,561.84	390.45	4,836.52
Net Profit for the period (after tax & exceptional items)	2,025.10	2,297.83	(79.74)	5,033.19
Total Comprehensive Income for the period [Comprising Profit for the period (after tax) and Other Comprehensive Income (after tax)]	2,534.60	2,224.14	(44.54)	4,117.26
Paid Up Equity Share Capital (Face Value Re. 1/- each)	1,024.50	1,024.50	1,024.50	1,024.50
Earning per Share (EPS)(not Annualised)				
(a) Basic EPS - Rs.	1.98	2.29	(0.08)	4.90
(b) Diluted EPS - Rs.	1.98	2.29	(0.08)	4.90

**Notes:**  
1. Key Standalone financial Information is as under :- (Rs. In Lakhs)

PARTICULARS	Consolidated financial results:- (Rs. In Lakhs)			
	Quarter Ended		Year Ended	
	June 30, 2021 Unaudited	March 31, 2021 Audited	June 30, 2020 Unaudited	March 31, 2021 Audited
Total Income from Operations	614.82	649.94	315.15	2,025.77
Net Profit for the period (before tax & exceptional items)	18.80	42.74	2,492.74	2,379.31
Net Profit for the period (after tax & exceptional items)	13.36	170.61	2,058.20	2,080.89
Total Comprehensive Income for the period [Comprising Profit for the period (after tax) and Other Comprehensive Income (after tax)]	17.86	262.35	2,060.14	2,178.44

- The above audited results have been reviewed by the Audit Committee of the Board and taken on record at the meeting of the Board of Directors held on 27<sup>th</sup> July, 2021. The Statutory Auditor of the company have carried out limited review as required under SEBI (Listing Obligations and Disclosure Requirements), 2015 and the related report is being submitted to the concerned stock exchanges.
- In 2018-19, the Group has recognized profit of Rs. 3,382.80 lakhs on sale of fixed assets by three subsidiaries (namely BLS E-Services Private Limited, BLS IT-Services Private Limited and BLS E-Solutions Private Limited). However, confirmation from Punjab Government is awaited.
- The COVID-19 situation and the consequent decline in travel and tourism globally have adversely affected the operations of the Company during the FY 2020-21. With governments re-opening the borders and vaccination drives going on full swing globally, we expect the travel and tourism business to pick up in the current financial year and a positive impact in our operations. We have undertaken various cost controlling measures to mitigate the adverse impact of COVID-19, which inter alia includes reduction in direct and overhead expenses during FY20-21. We continue to monitor the situation closely to improve our financial position.
- The above is an extract of the detailed format of Quarterly & Year Ended Financial Results filed with the stock Exchanges Under Regulation 33 of the SEBI (Listing Obligations and Disclosure Requirements) Regulation, 2015. The full format of the Quarterly & Year ended Financial Results are available on the Stock Exchange websites (www.nseindia.com, www.bseindia.com and www.mseil.in) and hosted on the company's website at (www.blsinternational.com).

Place: New Delhi  
Date: July 27, 2021

For BLS International Services Limited  
Sd/-  
Shikhar Aggarwal  
Jt. Managing Director  
DIN : 06975729

## SICAL MULTIMODAL AND RAIL TRANSPORT LTD

CIN: U60232TN2007PLC063378  
REGD.OFFICE: "SOUTH INDIA HOUSE", 73, Armenian Street, Parrys, Chennai - 600 001  
Ph: 044-66157071; Fax: 044-66157017 Website: www.sical.com e-mail: secl@sical.com

### EXTRACT OF AUDITED STANDALONE FINANCIAL RESULTS FOR THE YEAR ENDED 31.03.2021

Prepared in compliance with the Indian Accounting Standard (Ind-AS)  
[Pursuant to Regulation 52(8) of the SEBI [Listing Obligations and Disclosure Requirements] Regulations, 2015]

(₹ in Lakhs except per equity share data)

S.No.	Particulars	Half year ended 31.03.2021 Audited*	Half year ended 30.09.2020 Unaudited	Half year ended 31.03.2020 Audited*	For the year ended 31.03.2021 Audited	For the Year ended 31.03.2020 Audited
1.	Revenue from operations	5,322	5,288	4,766	10,610	10,933
2.	Profit before tax	(350)	47	(620)	(303)	(537)
3.	Net profit after tax	(540)	37	(606)	(503)	(440)
4.	Total comprehensive income for the period (comprising profit for the period after tax and other comprehensive income after tax)	(540)	37	(606)	(503)	(440)
5.	Paid-up equity share capital (par value Rs. 10/- each, fully paid)	7,269	7,269	7,269	7,269	7,269
6.	Other equity as of 31 March	8,005	8,508	8,508	8,005	8,508
7.	Earnings per share (par value Rs. 10/- each)					
	Basic [in Rs.]	(0.74)	0.05	(0.83)	(0.69)	(0.61)
	Diluted [in Rs.]	(0.74)	0.05	(0.83)	(0.69)	(0.61)

\* Refer note 2

**Notes:**

- The above is an extract of the detailed format of audited standalone financial results for the half year ended 31 March 2021 filed with the stock exchanges under Regulation 52 of the SEBI [Listing Obligations and Disclosure Requirements] Regulations, 2015 duly reviewed by the Audit Committee and approved and authenticated by the Board of Directors at their meeting held on 28th July, 2021. The full format of the audited financial results for the half year and year ended 31 March 2021 are available on the websites of the stock exchange NSE (www.nseindia.com) and on the Company's website www.sical.in/investors/SMART/financial results.
- The figures for the half year ended 31 March 2021 and the corresponding half year ended in the previous year are the balancing figures between the audited figures in respect of the full financial year and the published year to date figures upto the end of the half year 30 September of the relevant financial year. Also, the figures upto the end of half year ended 30 September has only been subjected to limited review and not subjected to audit.
- Pursuant to Regulation 54(2) of the SEBI (LODR) Regulations, 2015 it is hereby disclosed that the Company has provided (1) 0.60 acres of land situated at Anupampattu Village, (2) 19.5 acres of land and building situated there on at Minjur (3) 2 rakes and 1,030 Containers and (4) pari passu mortgage charge along with existing charge holder on land (admeasuring around 2.248 acres) at Minjur as security for the 11% secured listed NCDs of Rs. 100 Cr issued to RBL Bank Limited on private placement and the asset cover is 1.5 times as on 31 March 2021.

The following additional disclosures are made pursuant to Reg 52 (4) of the SEBI [Listing Obligations and Disclosure Requirements] Regulations, 2015 in connection with the 11% listed secured Non-convertible Debentures issued to RBL Bank Limited.


- credit rating and change in credit rating (if any): D
- asset cover available, in case of non convertible debt securities: 1.5 times as at 31 March 2021
- debt-equity ratio: 0.48 as at 31 March 2021
- previous due date for the payment of interest was 31 March 2021 and the same was paid on due date.
- next due date for the payment of interest is 30 September 2021.
- debt service coverage ratio: 0.83 as at 31 March 2021
- interest service coverage ratio: 1.55 as at 31 March 2021
- debenture redemption reserve: Rs. 2,000 lakhs as at 31 March 2021
- net worth: Rs. 15,274 lakhs as at 31 March 2021
- net loss after tax: Rs. 503 lakhs for the year ended 31 March 2021
- earnings per share: Rs. (0.69) as at 31 March 2021

On behalf of the Board  
For Sical Multimodal and Rail Transport Limited

T. SUBRAMANIAN  
Director

Place : Chennai  
Date : 28.07.2021

Celebrating **50** years of  
**excellence**  
of the journey  
of transformation



**KANPUR PLASTIPACK LTD**  
Providing Solutions for Industrial Bulk Packaging  
CIN : L25209UP1971PLC003444

**INCOME UP BY**  
**87.69%**

**EBIDTA UP BY**  
**72.12%**

**PAT UP BY**  
**126.71%**

### QUARTERLY HIGHLIGHTS

#### Extract of the Standalone & Consolidated Unaudited Financial Results for the Quarter ended 30<sup>th</sup> June, 2021

(₹ in Lacs)

SL. NO.	PARTICULARS	STANDALONE				CONSOLIDATED			
		Quarter Ended		Year Ended		Quarter Ended		Year Ended	
		30.06.2021 Unaudited	30.06.2020 Unaudited	31.03.2021 Audited	31.03.2020 Audited	30.06.2021 Unaudited	30.06.2020 Unaudited	31.03.2021 Audited	31.03.2020 Audited
1	Total Income from operations (net)	14,624.48	7,791.70	15,848.19	45,916.23	14,624.48	7,791.70	15,848.19	45,916.23
2	Net Profit from Ordinary Activities before Tax	1,237.26	645.60	1,665.59	4,413.15	1,236.27	645.60	1,662.62	4,410.18
3	Net Profit from Ordinary Activities after Tax	871.27	384.31	1,166.18	3,021.47	870.28	384.31	1,163.21	3,018.50
4	Net Profit for the period after Tax (after Extraordinary Items)	871.27	384.31	1,166.18	3,021.47	870.28	384.31	1,163.21	3,018.50
5	Total Comprehensive Income for the Period	871.27	384.31	1,122.95	2,978.24	870.28	384.31	1,119.99	2,975.27
6	Equity Share Capital	1,431.96	1,431.96	1,431.96	1,431.96	1,431.96	1,431.96	1,431.96	1,431.96
7	Reserves (Excluding Revaluation Reserves as shown in the Balance sheet of previous year)	-	-	-	14,317.23	-	-	-	14,314.26
8	Earning per Share (before/after extraordinary items) (of Rs. 10/-each) (not annualised)								
	Basic	6.09	2.69	7.85	20.81	6.08	2.69	7.83	20.79
	Diluted	6.09	2.69	7.85	20.81	6.08	2.69	7.83	20.79

**Notes:**

- The above results of the Company were reviewed by the Audit Committee and approved by the Board of Directors at their respective meetings held on 28.07.2021 and a Limited Review was carried by the Statutory Auditors of the Company.
- The Board of Directors have recommended a Bonus issue in the proportion of 1:2 i.e. One new fully paid up equity share as Bonus for every existing Two fully paid up equity shares, subject to the approval of shareholders at the ensuing Annual General Meeting.
- The figures of previous period/year have been re-grouped/ re-arranged and /or recast wherever found necessary.
- The above is the extracts of the detailed format of unaudited quarterly financial results as filed with the Stock Exchange under Regulation 33 of the SEBI (Listing Obligations and Disclosure Requirements) Regulations, 2015. The full Quarterly/Year to date Financial Results are available on the Stock Exchanges website at www.bseindia.com, www.nseindia.com and on the company's website www.kanplas.com.

For and on behalf of the Board of Directors  
Sd/-  
(Manoj Agarwal)  
Chairman cum Managing Director

Place : Kanpur  
Dated : 28.07.2021

Regd. Office : D-19-20, Panki, Industrial Area, Kanpur - 208022 Ph.: +91 512 2691113-6; Fax: +91 512 2691117; Email: secretary@kanplas.com ; website : www.kanplas.com

THE MAGIC OF SPIRITED EFFORTS  
KEEP US SOARING HIGH



**MAGIC MOMENTS MusicStudio**

## Radico Khaitan Limited

Registered Office : Bareilly Road, Rampur - 244 901 (U.P.)  
Tel. No.0595-2350601/2, 2351703 Fax No.0595-2350009  
Email : investor@radico.co.in Web : www.radico.com  
CIN: L26941UP1983PLC027278

(Regulation 47 (1) (b) of the SEBI (LODR) Regulation 2015)  
Extract of Unaudited Financial Results (Standalone and Consolidated) (₹ In lakhs) (Except EPS)

Sl. No.	Particulars	Standalone				Consolidated			
		Quarter ended 30.06.2021 (Unaudited)	Quarter ended 31.03.2021 (Unaudited)	Quarter ended 30.06.2020 (Unaudited)	Year ended 31.03.2021 (Audited)	Quarter ended 30.06.2021 (Unaudited)	Quarter ended 31.03.2021 (Unaudited)	Quarter ended 30.06.2020 (Unaudited)	Year ended 31.03.2021 (Audited)
1.	Total income from Operations	285300.13	289309.42	177652.67	1038743.49	284940.14	288698.12	177652.67	1038132.19
2.	Net Profit (before Tax and Exceptional items)	7762.32	9443.66	5821.90	35310.16	7867.22	9442.00	5901.74	35969.60
3.	Net Profit before Tax (after Exceptional items)	7762.32	9443.66	5821.90	35310.16	7867.22	9442.00	5901.74	35969.60
4.	Net Profit after tax (after Exceptional items)	5982.75	7354.97	4407.29	27056.36	6087.65	7353.31	4487.13	27715.79
5.	Total Comprehensive Income for the period	5954.69	7397.82	4365.00	26970.12	6059.43	7399.11	4444.07	27630.20
6.	Paid up Equity Share Capital (Face value of Rs.2/- each)	2671.88	2671.37	2670.69	2671.37	2671.88	2671.37	2670.69	2671.37
7.	Other Equity (excluding Revaluation Reserve) in the Audited Balance Sheet as at 31st March, 2021	-	-	-	173719.31	-	-	-	176620.21
8.	Earning per Equity Share on net profit after tax (fully paid up equity share of Rs.2/-)								
	(a) Basic	4.48	5.51	3.30	20.26	4.56	5.51	3.36	20.75
	(b) Diluted	4.48	5.51	3.30	20.25	4.56	5.50	3.36	20.74

**Notes:**

- The Unaudited financial results (standalone & consolidated) of the Company for the quarter ended June 30, 2021 have been reviewed by the Audit Committee and approved by the Board of Directors at its meeting held on Wednesday, July 28, 2021. The Statutory Auditors have carried out limited review of the unaudited financial results for the quarter ended June 30, 2021. (2) The above is an extract of detailed format of quarterly financial results filed with the Stock Exchanges under Regulation 33 of the SEBI (Listing Obligations and Disclosure Requirements) Regulations, 2015. The full format of the aforesaid financial results is available on the website of the Company, Bombay Stock Exchange Limited and National Stock Exchange of India Limited i.e. www.radico.com, www.bseindia.com and www.nseindia.com (3) This statement has been prepared in accordance with the Companies (Indian Accounting Standards) Rules 2015 (IndAS) prescribed under Section 133 of the Companies Act, 2013 and other recognised accounting practices and policies to the extent applicable.

For and on behalf of the Board  
Sd/-  
Dr. Lalit Khaitan  
Chairman & Managing Director  
DIN No. 00238222

New Delhi  
July 28, 2021














## BLS INTERNATIONAL SERVICES LIMITED

CIN: L51909DL1983PLC016907

Regd. Office: G-4, B-1, Extension, Mohan Co-operative Industrial Estate, Mathura Road, New Delhi-110044  
Tel. No.: 011-45795002 Fax: 011-23755264 Email: compliance@blsinternational.net,  
Website: www.blsinternational.com

### Statement of Unaudited Consolidated & Standalone Financial Results for the Quarter ended June 30, 2021

**242%**  
Revenue

**488%**  
EBIDTA

**433%**  
PBT

Figures above depict year on year comparison

#### Extract of Unaudited Consolidated Financial Results of BLS International for the Quarter ended June 30, 2021

(Rs. In Lakhs)

PARTICULARS	Quarter Ended				Year Ended
	June 30, 2021		March 31, 2021		
	Unaudited	Audited	Unaudited	Audited	
Total Income from Operations	17,853.03	14,456.18	5,214.37	47,837.07	
Net Profit for the period (before tax & exceptional items)	2,080.39	1,561.84	390.45	4,836.52	
Net Profit for the period (after tax & exceptional items)	2,025.10	2,297.83	(79.74)	5,033.19	
Total Comprehensive Income for the period [Comprising Profit for the period (after tax) and Other Comprehensive Income (after tax)]	2,534.60	2,224.14	(44.54)	4,117.26	
Paid Up Equity Share Capital (Face Value Re. 1/- each)	1,024.50	1,024.50	1,024.50	1,024.50	
Earning per Share (EPS)(not Annualised)					
(a) Basic EPS - Rs.	1.98	2.29	(0.08)	4.90	
(b) Diluted EPS - Rs.	1.98	2.29	(0.08)	4.90	

**Notes:**

- Key Standalone financial information is as under :- (Rs. In Lakhs)

PARTICULARS	Quarter Ended			
	June 30, 2021		March 31, 2021	
	Unaudited	Audited	Unaudited	Audited
Total Income from Operations	614.82	649.94	315.15	2,025.77
Net Profit for the period (before tax & exceptional items)	18.80	42.74	2,492.74	2,379.31
Net Profit for the period (after tax & exceptional items)	13.36	170.61	2,058.20	2,080.89
Total Comprehensive Income for the period [Comprising Profit for the period (after tax) and Other Comprehensive Income (after tax)]	17.86	262.35	2,060.14	2,178.44

- The above audited results have been reviewed by the Audit Committee of the Board and taken on record at the meeting of the Board of Directors held on 27<sup>th</sup> July, 2021. The Statutory Auditor of the company have carried out limited review as required under SEBI (Listing Obligations and Disclosure Requirements), 2015 and the related report is being submitted to the concerned stock exchanges.
- In 2018-19, the Group has recognized profit of Rs. 3,382.80 lakhs on sale of fixed assets by three subsidiaries (namely BLS E-Services Private Limited, BLS IT-Services Private Limited and BLS E-Solutions Private Limited). However, confirmation from Punjab Government is awaited.
- The COVID-19 situation and the consequent decline in travel and tourism globally have adversely affected the operations of the Company during the FY 2020-21. With governments re-opening the borders and vaccination drives going on full swing globally, we expect the travel and tourism business to pick up in the current financial year and a positive impact on our operations. We have undertaken various cost controlling measures to mitigate the adverse impact of COVID-19, which inter alia includes reduction in direct and overhead expenses during FY20-21. We continue to monitor the situation closely to improve our financial position.
- The above is an extract of the detailed format of Quarterly & Year Ended Financial Results filed with the stock Exchanges Under Regulation 33 of the SEBI (Listing Obligations and Disclosure Requirements) Regulation, 2015. The full format of the Quarterly & Year ended Financial Results are available on the Stock Exchange websites (www.nseindia.com, www.bseindia.com and www.mseil.in) and hosted on the company's website at (www.blsinternational.com).

For BLS International Services Limited  
Sd/-  
Shikhar Aggarwal  
Jt. Managing Director  
DIN : 06975729

Place: New Delhi  
Date: July 27, 2021



# FRANKLIN TEMPLETON

**Franklin Templeton Mutual Fund**  
Indiabulls Finance Center, Tower 2, 12th and 13th Floor, Senapati Bapat Marg,  
Elphinstone Road (West), Mumbai 400013

### NOTICE

Investors may note that pursuant to Regulation 56 of Securities and Exchange Board of India (Mutual Funds) Regulations, 1996 read with SEBI Circular No. SEBI/HO/IMD/DF2/CIR/P/2018/92 dated June 5, 2018, a soft copy of the annual report of the schemes of Franklin Templeton Mutual Fund and abridged summary thereof for the period ended March 31, 2021 has been uploaded on Franklin Templeton Mutual Fund's website ([www.franklintempletonindia.com](http://www.franklintempletonindia.com)) and on the website of AMFI (<https://www.amfiindia.com>).

The scheme annual reports or abridged summary thereof shall also be emailed to those unitholders, whose email addresses are registered with the Mutual Fund. Unitholders can submit a request for a physical or electronic copy of the scheme wise annual report or abridged summary thereof via following modes:

**Tel:** 1-800-425 4255 or 1-800-258-4255 from 8:00 a.m. to 9:00 p.m., Monday to Saturday.

**E-mail:** [service@franklintempleton.com](mailto:service@franklintempleton.com)

For **Franklin Templeton Asset Management (India) Pvt. Ltd.**  
(Investment Manager of Franklin Templeton Mutual Fund)

Sd/-

**Sanjay Sapre**  
President

Date: July 28, 2021

**Mutual Fund investments are subject to market risks, read all scheme related documents carefully.**



# SHRIRAM MUTUAL FUND

Mookambika Complex, 3<sup>rd</sup> Floor, 4 Lady Desikachari Road, Mylapore, Chennai - 600 004.  
(Investment Manager: **Shriram Asset Management Company Limited**)  
CIN: L65991MH1994PLC079874  
**Registered Office:** 1006, 10<sup>th</sup> Floor, Meadows, Sahar Plaza, Andheri Kurla Road,  
J.B. Nagar, Andheri (East), Mumbai - 400 059.

### NOTICE

#### HOSTING OF ANNUAL REPORT FOR THE SCHEMES OF SHRIRAM MUTUAL FUND FOR THE FINANCIAL YEAR 2020-21

The Annual Report for the Schemes of Shriram Mutual Fund for the Financial Year ended March 31, 2021 has been hosted on the website of Shriram Asset Management Company Limited ([www.shriramamc.in](http://www.shriramamc.in)), the Asset Management Company (AMC) of Shriram Mutual Fund and on the website of Association of Mutual Funds In India (AMFI) in accordance with SEBI Circular No. SEBI/HO/IMD/DF2/CIR/P/2018/92 dated June 05, 2018. Investors may accordingly view/download the Annual Report from the website.

Further, investors may also submit their request to receive the electronic or physical copy of such Annual Report through any of the following modes at free of cost:

- Email to "info@shriramamc.in" from registered email id
- SMS at +91 98756 30897 from the registered mobile number
- Contacting us at 033-2337 3012
- Written request (letter) to Administrative Head Office address of AMC: CK-6, 2<sup>nd</sup> Floor, Sector-II, Salt Lake City, Kolkata - 700 091.

For **Shriram Asset Management Company Limited**  
(Investment Manager of Shriram Mutual Fund)

Date : July 28, 2021  
Place : Kolkata

Sd/-  
**Compliance Officer**

For more information, please contact **Shriram Asset Management Co. Ltd.**, CK-6, 2<sup>nd</sup> Floor, Sector II, Salt Lake City, Kolkata - 700 091. Tel: 033 2337 3012, Email: [info@shriramamc.in](mailto:info@shriramamc.in), Fax: 033 2337 3014, [www.shriramamc.in](http://www.shriramamc.in)

**Mutual fund investments are subject to market risks, read all scheme related documents carefully.**

### NOTICE

# DSP MUTUAL FUND

**NOTICE** is hereby given to all investor(s)/Unit holder(s) of DSP Mutual Fund ('Fund') that in accordance with Regulation 54 & 56 of Securities and Exchange Board of India (Mutual Funds) Regulations, 1996 read with SEBI Circular No. SEBI/HO/IMD/DF2/CIR/P/2018/92 dated June 05, 2018, the Annual Report and Abridged Annual Report of the schemes of the Fund for the year ended March 31, 2021 has been hosted on the website of the Fund viz. [www.dspim.com](http://www.dspim.com) and on the website of AMFI viz. [www.amfiindia.com](http://www.amfiindia.com)

Investors may accordingly view / download the reports from the website of the Fund.

Investors can request for physical copy of Annual Report or Abridged Annual Report through any of the following means:

- SMS: Send SMS to 9266277288 from investor's registered mobile number. SMS format "AR<space>Folio". Example AR 123456
- Telephone:- Give a call at our Contact Centre at 1800 208 4499 / 1800 200 4499
- Email:- Send an email to [service@dspim.com](mailto:service@dspim.com)
- Letter:- Submit a letter at any of the AMC Offices or CAMS investor Service Centres, list available at [www.dspim.com](http://www.dspim.com).

Any queries/clarifications in this regard may be addressed to:  
**DSP Investment Managers Private Limited ("AMC")**,  
CIN: U74140MH1996PTC099483,  
Investment Manager for DSP Mutual Fund,  
Mafatal Centre, 10th Floor, Nariman Point, Mumbai 400 021.  
Tel. No.: 91-22 66578000, Fax No.: 91-22 66578181,  
Toll-free No: 1800 208 4499 or 1800 200 4499,  
Email ID: [service@dspim.com](mailto:service@dspim.com) Website: [www.dspim.com](http://www.dspim.com)

**Unit holders are requested to update their PAN, KYC, email id, mobile number and nominee details with the AMC as well as check for any unclaimed redemptions or Income Distribution cum Capital Withdrawal payments.**

Place: Mumbai  
Date: July 28, 2021

**Mutual Fund investments are subject to market risks, read all scheme related documents carefully.**



# Nippon Life India Asset Management Limited

(formerly known as Reliance Nippon Life Asset Management Limited)  
(CIN - L65910MH1995PLC220793)

**Registered Office:** 4th Floor, Tower A, Peninsula Business Park,  
Ganapatrao Kadam Marg, Lower Parel (W), Mumbai - 400 013.  
Tel No. +91 22 6808 7000 • Fax No. +91 22 6808 7097 • [mf.nipponindiaim.com](mailto:mf.nipponindiaim.com)

### NOTICE CUM ADDENDUM NO. 45

#### Hosting of Annual Report and abridged summary thereof of Schemes of Nippon India Mutual Fund

Unitholders of the schemes of Nippon India Mutual Fund ("NIMF") are requested to note that pursuant to Regulation 56 of SEBI (Mutual Funds) Regulations, 1996 and circulars issued from time to time, the Annual report and abridged summary thereof of the schemes of NIMF for the period ended March 31, 2021, have been hosted on the website of NIMF i.e. [mf.nipponindiaim.com](http://mf.nipponindiaim.com) and Association of Mutual Funds in India i.e. [www.amfiindia.com](http://www.amfiindia.com).

The request of physical copy or electronic copy of the Abridged summary of the Annual report can be made through below modes at free of cost:

- SMS: Type AR <PAN Number> from your registered Mobile Number and send it to 9664001111.  
For example : AR TMRWZ0951U
- Email: [customer-care@nipponindiaim.in](mailto:customer-care@nipponindiaim.in)
- Customer care no: 18602660111 (charges applicable)
- Investors can reach out to any of the branches of NIMF or written request letter can be sent at KFin Technologies Private Limited (Unit : Nippon India Mutual Fund) Selenium Tower B, Plot number 31 & 32, Financial District, Nanakramguda, Serilingampally Mandal, Hyderabad - 500032, India.

For **NIPPON LIFE INDIA ASSET MANAGEMENT LIMITED**  
(formerly known as Reliance Nippon Life Asset Management Limited)  
(Asset Management Company for Nippon India Mutual Fund)

Mumbai  
July 28, 2021

Sd/-  
**Authorised Signatory**

**Make even idle money work! Invest in Mutual Funds**

**Mutual Fund investments are subject to market risks, read all scheme related documents carefully.**

Celebrating **50** years of  
**excellence**  
of the journey  
of transformation



**INCOME UP BY**  
87.69%

**EBIDTA UP BY**  
72.12%

**PAT UP BY**  
126.71%

### QUARTERLY HIGHLIGHTS

#### Extract of the Standalone & Consolidated Unaudited Financial Results for the Quarter ended 30<sup>th</sup> June, 2021

SL. NO.	PARTICULARS	STANDALONE				CONSOLIDATED			
		Quarter Ended		Year Ended	Quarter Ended		Year Ended		
		30.06.2021 Unaudited	30.06.2020 Unaudited	31.03.2021 Audited	31.03.2021 Audited	30.06.2021 Unaudited	30.06.2020 Unaudited	31.03.2021 Audited	31.03.2021 Audited
1	Total Income from operations (net)	14,624.48	7,791.70	15,848.19	45,916.23	14,624.48	7,791.70	15,848.19	45,916.23
2	Net Profit from Ordinary Activities before Tax	1,237.26	645.60	1,665.59	4,413.15	1,236.27	645.60	1,662.62	4,410.18
3	Net Profit from Ordinary Activities after Tax	871.27	384.31	1,166.18	3,021.47	870.28	384.31	1,163.21	3,018.50
4	Net Profit for the period after Tax (after Extraordinary Items)	871.27	384.31	1,166.18	3,021.47	870.28	384.31	1,163.21	3,018.50
5	Total Comprehensive Income for the Period	871.27	384.31	1,122.95	2,978.24	870.28	384.31	1,119.99	2,975.27
6	Equity Share Capital	1,431.96	1,431.96	1,431.96	1,431.96	1,431.96	1,431.96	1,431.96	1,431.96
7	Reserves (Excluding Revaluation Reserves as shown in the Balance sheet of previous year)	-	-	-	14,317.23	-	-	-	14,314.26
8	Earning per Share (before/after extraordinary items) (of Rs. 10/-each) (not annualised)								
	Basic	6.09	2.69	7.85	20.81	6.08	2.69	7.83	20.79
	Diluted	6.09	2.69	7.85	20.81	6.08	2.69	7.83	20.79

**Notes:**  
1. The above results of the Company were reviewed by the Audit Committee and approved by the Board of Directors at their respective meetings held on 28.07.2021 and a Limited Review was carried by the Statutory Auditors of the Company.  
2. The Board of Directors have recommended a Bonus issue in the proportion of 1:2 i.e. One new fully paid up equity share as Bonus for every existing Two fully paid up equity shares, subject to the approval of shareholders at the ensuing Annual General Meeting.  
3. The figures of previous period/year have been re-grouped/ re-arranged and/or recast wherever found necessary.  
4. The above is the extracts of the detailed format of unaudited quarterly financial results as filed with the Stock Exchange under Regulation 33 of the SEBI (Listing Obligations and Disclosure Requirements) Regulations, 2015. The full Quarterly/Year to date Financial Results are available on the Stock Exchanges website at [www.bseindia.com](http://www.bseindia.com), [www.nseindia.com](http://www.nseindia.com) and on the company's website [www.kanplas.com](http://www.kanplas.com).

For and on behalf of the Board of Directors  
Sd/-  
(Manoj Agarwal)  
Chairman cum Managing Director

Place : Kanpur  
Dated : 28.07.2021

Regd. Office : D-19-20, Panki, Industrial Area, Kanpur - 208022 Ph.: +91 512 2691113-6; Fax: +91 512 2691117; Email: [secretary@kanplas.com](mailto:secretary@kanplas.com); website : [www.kanplas.com](http://www.kanplas.com)



# HDFC Asset Management Company Limited

A Joint Venture with Standard Life Investments  
CIN: L65991MH1999PLC123027

**Registered Office:** HDFC House, 2nd Floor, H.T. Parekh Marg, 165-166, Backbay Reclamation, Churchgate, Mumbai - 400 020. Phone: 022 66316333 • Toll Free Nos: 1800-3010-6767 / 1800-419-7676  
Fax: 022 22821144 • e-mail: [hello@hdfcfund.com](mailto:hello@hdfcfund.com) • Visit us at: [www.hdfcfund.com](http://www.hdfcfund.com)

### NOTICE

#### Annual Reports of the Schemes of HDFC Mutual Fund

**NOTICE** is hereby given that the annual reports of the Schemes of HDFC Mutual Fund ("the Fund") for the financial year ended March 31, 2021 have been hosted on the website viz. [www.hdfcfund.com](http://www.hdfcfund.com) and on the website of Association of Mutual Funds in India viz. [www.amfiindia.com](http://www.amfiindia.com), in accordance with Regulation 56 of SEBI (Mutual Funds) Regulations, 1996 and circulars issued by SEBI from time to time.

Unitholders can submit a request for a physical or electronic copy of the scheme wise annual report or abridged summary thereof by any of the following modes:

- calling on toll free numbers\*:  
a) Within India: 1800 3010 6767 / 1800 419 7676;  
b) From abroad: +91 44 33462406; or
- sending an email on [hello@hdfcfund.com](mailto:hello@hdfcfund.com); or
- sending a written request to any of the operational Investor Service Centers nearest to the unit holders; or
- unitholders can SMS 'HDFCMF' to 56767 and the call center of the Fund will get in touch with them within 3 Business Days to cater to their requests.

\*Currently, call centre timings are 9:00 am to 6:00 pm from Monday to Friday and 9:00 am to 1:00 pm on Saturdays.

Dispatch of physical copies shall be subject to availability of postal / courier services during the Covid-19 situation.

Unitholders are urged to update their email ID and mobile numbers to help us serve them better.

For **HDFC Asset Management Company Limited**  
(Investment Manager to HDFC Mutual Fund)

Place : Mumbai  
Date : July 28, 2021

Sd/-  
Authorized Signatory

**MUTUAL FUND INVESTMENTS ARE SUBJECT TO MARKET RISKS, READ ALL SCHEME RELATED DOCUMENTS CAREFULLY.**