



08<sup>th</sup> May, 2025

**BSE Limited**

Corporate Relationship Department,  
1<sup>st</sup> Floor, New Trading Ring,  
Rotunda Building, P J Towers,  
Dalal Street, Fort, Mumbai - 400 001  
Ph. 022 - 2272 3121, 2037, 2041,  
Email: corp.relations@bseindia.com

**National Stock Exchange of India Ltd.**

Exchange Plaza, 5<sup>th</sup> Floor,  
Plot no. C/1, G Block  
Bandra-Kurla Complex, Bandra (E),  
Mumbai-400051  
Ph. 022 -2659 8237, 8238, 8347, 8348  
Email: cmlist@nse.co.in

**Security Code No.: 532508**

**Security Code No. : JSL**

**Sub.: Intimation pursuant to Regulation 30 of SEBI (Listing Obligations and Disclosure Requirements) Regulations, 2015 - Earning Presentation 4QFY25 & FY25.**

Dear Sir,

Pursuant to Regulation 30 of the Securities and Exchange Board of India (Listing Obligations and Disclosure Requirements) Regulations, 2015, we are enclosing herewith the 4QFY25 & FY25 earnings presentation of Jindal Stainless Limited ("the Company"). The same is also being uploaded on the website of the Company- [www.jindalstainless.com](http://www.jindalstainless.com).

Please take the above information on record.

Thanking you.

For **Jindal Stainless Limited**

**Navneet Raghuvanshi**  
**Head-Legal, Company Secretary & Compliance Officer**

Encl: A/a

**Jindal Stainless Limited**

**CIN:** L26922HR1980PLC010901

**Gurugram Office:** Stainless Centre, Plot No.- 50, Sector - 32, Gurugram - 122001, Haryana, India

**T:** +91 124 449 4100 **E:** info@jindalstainless.com **Website:** www.jindalstainless.com

**Registered Office:** O.P. Jindal Marg, Hisar - 125005, Haryana, India

**Corporate Office:** Jindal Centre, 12 Bhikaji Cama Place, New Delhi - 110066, India

**T:** +91 011-26188345, 41462000, 61462000



# JINDAL STAINLESS LTD

Q4 FY25 & FY25  
Earnings Presentation

May 8, 2025

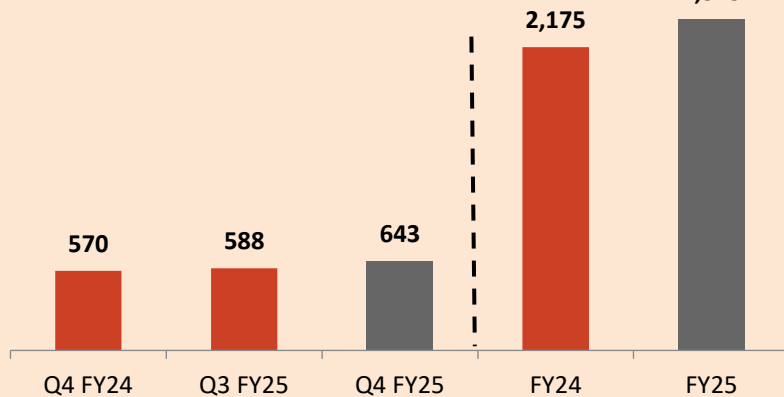
# Disclaimer

This presentation and the accompanying slides (the “Presentation”), which has been prepared by Jindal Stainless Limited (referred to “respective company (ies)”) for this joint earning presentation, are purely for information purposes only and is not, and is not intended to be, an offer, or solicitation of offer, or invitation or recommendation or advise to buy or sell or deal with any securities of the company, and shall not constitute an offer, solicitation or invitation or recommendation or advise to buy or sell or deal with any securities of the respective Company in any jurisdiction in which such offer, solicitation or invitation or recommendation or advise is unlawful or in contravention of applicable laws. No part, or all, of this Presentation shall be used or form the basis of, or be relied on or referred to in connection with, any contract or investment decision in relation to any securities of the respective Company. This Presentation is strictly informative and relating to the financial conditions, internal functioning, day to day operations, future events and projections etc. of the Company and this presentation shall not be used or relied upon or referred to in whole or in part, for any purpose whatsoever. The information in this Presentation is being provided by the respective company and is subject to change without any notice or liability. This Presentation has been prepared by the respective company based on information and data which it considers reliable, but it makes no representation or warranty, express or implied, whatsoever, and no reliance shall be placed on, the truth, accuracy, completeness, veracity, fairness, integrity, sufficiency and reasonableness of the contents of this Presentation. This Presentation may not be all inclusive and exhaustive and may not contain all of the information that you may consider material. Any liability in respect of the contents of, or any omission from, this Presentation is expressly excluded. This Presentation contains statements about future events and expectations that are forward-looking statements. These statements typically contain words such as "expects" and "anticipates" and words of similar import. Any statement in this Presentation that is not a statement of historical fact is a forward-looking statement that involves known and unknown risks, uncertainties, contingencies and other factors which may cause our actual results, performance or achievements to be materially different from any future results, performance or achievements expressed or implied by such forward-looking statements. None of the future projections, expectations, estimates or prospects in this Presentation should be taken as forecasts or promises nor should they be taken as implying any indication, assurance or guarantee that the assumptions on which such future projections, expectations, estimates or prospects have been prepared are correct or exhaustive or, in the case of the assumptions, fully stated in the Presentation. The respective Company assume no obligations or responsibility to update the forward-looking statements contained herein to reflect actual results, changes in assumptions or changes in factors affecting these statements. You unconditionally and irrevocably acknowledge and undertake that you will be solely responsible for your own assessment of the market, the market position, the business and financial condition of the respective company and that you will conduct your own analysis and be solely responsible for forming your own view of the potential future performance of the business of the respective company . All the risks, liabilities or consequences arising out of or consequent to the use of or reliance on or reference to this Presentation and/or acting on the basis of the analysis/views formed by you, shall be solely borne by you. This Presentation speaks as of the date mentioned herein. Neither the delivery of this Presentation nor any further discussions of the respective Company with any of the recipients shall, under any circumstances, create any implication that there has been no change in the affairs of the respective company since that date.

# Standalone Operational and Financial Performance

# Key Financials Highlights

### Sales Volume ('000 MT\*)



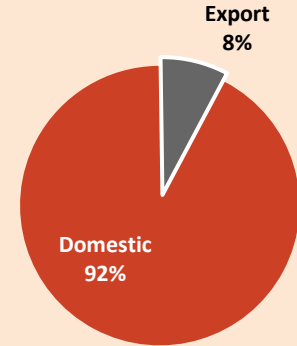
Shift (%)

QoQ: 9%

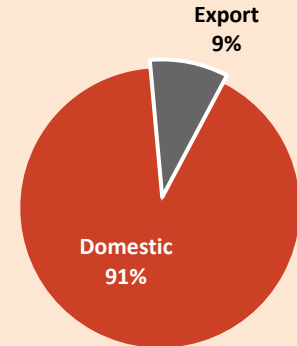
YoY: 13%

YoY: 9%

### Sales Composition – Q4 FY25

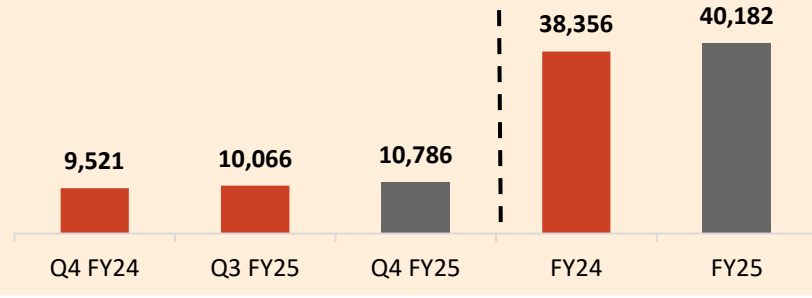


### Sales Composition – FY25



# Key Financials Highlights

## Net Revenue



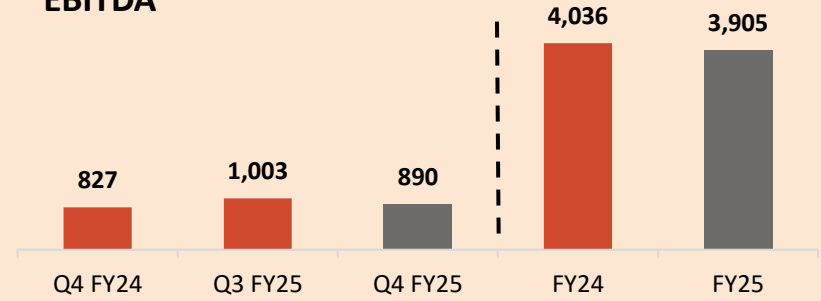
Shift (%)

QoQ: 7%

YoY: 13%

YoY: 5%

## EBITDA



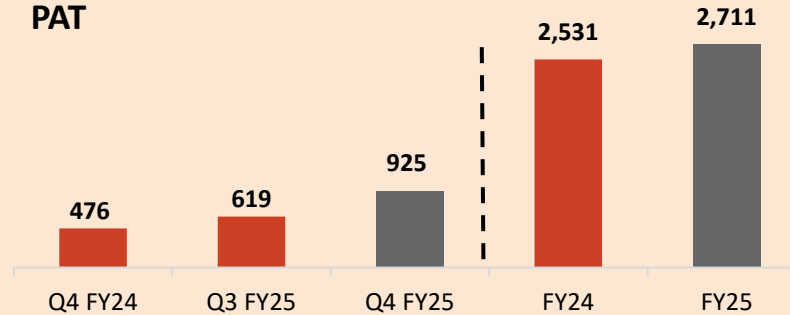
Shift (%)

QoQ: -11%

YoY: 8%

YoY: -3%

## PAT



Shift (%)

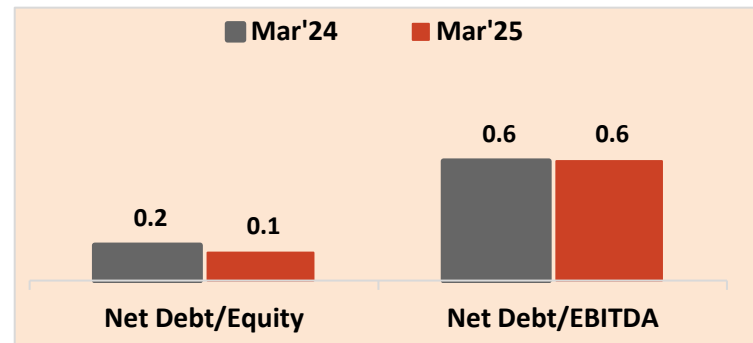
QoQ: 50%

YoY: 94%

YoY: 7%

# External Debt & Key Ratios

Borrowings (Standalone)	As on March 2025	As on December 2024	As on March 2024
<b>Debt</b>			
Long term debt	3,228	3,344	3,203
Short term debt	878	1,237	593
<b>Total Debt</b>	<b>4,107</b>	<b>4,581</b>	<b>3,796</b>
Cash & Bank balances	1,857	1,237	1,378
<b>Net Debt</b>	<b>2,250</b>	<b>3,344</b>	<b>2,418</b>

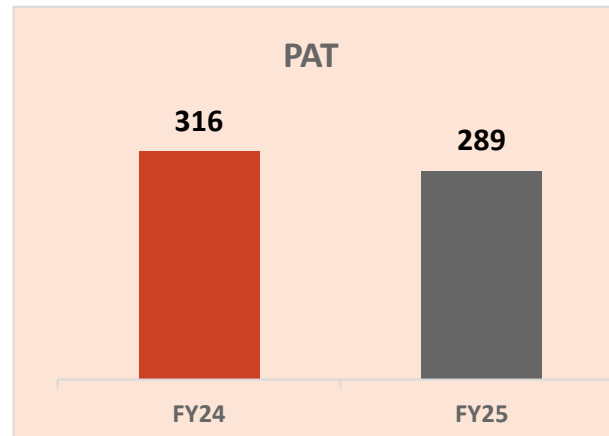
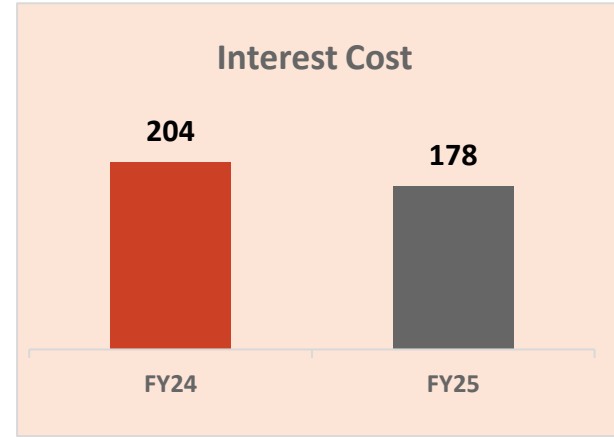
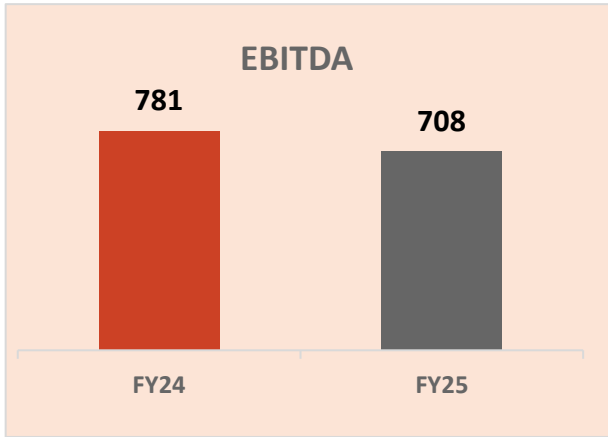


Borrowings (JUSL)	As on March 2025	As on December 2024	As on March 2024
Long term debt	1,919	2,010	1,983
Short term debt	-	-	-
<b>Total Debt</b>	<b>1,919</b>	<b>2,010</b>	<b>1,983</b>
Cash & Bank balances	294	326	533
<b>Net Debt</b>	<b>1,626</b>	<b>1,684</b>	<b>1,450</b>

Borrowings (Subsidiaries-ex JUSL)	As on March 2025	As on December 2024	As on March 2024
Long-Term Debt	21	24	36
Short-Term Debt	123	173	111
<b>Total</b>	<b>144</b>	<b>197</b>	<b>147</b>
Cash & Bank balances	121	109	77
<b>Net Debt</b>	<b>22</b>	<b>89</b>	<b>70</b>

Long term debt ratings **AA /Stable** & Short term debt ratings **A1+**

# JUSL Performance



All figures in INR. crore unless stated otherwise

## Process Industry

- Moderate demand in Oil & Gas, Power & Water sectors
- Emerging applications are set to gain traction across the Chemical & Fertilizer Industry, Hydroelectric Projects, and Thermal Power Plants, driving future demand

## Railways – wagons, coaches metros

- Consistent coach demand; FY26 growth to be supported by Amrit Bharat, Vande Bharat trainsets & positive outlook in Metros
- SS wagon demand is slightly down due to a shift in the wagon mix, with new tenders expected soon

## Infrastructure

- Rising use of stainless steel in infrastructure—especially in Flyovers, ROBs, & FOBs—is expected to drive demand; outlook remains positive, with strong growth prospects in coastal regions
- Lift and elevator demand likely to stay strong, supported by ongoing urbanization and infrastructure development

## Automobiles

- Stable Q4 growth driven by steady passenger vehicle demand
- Outlook to remain stable for FY26

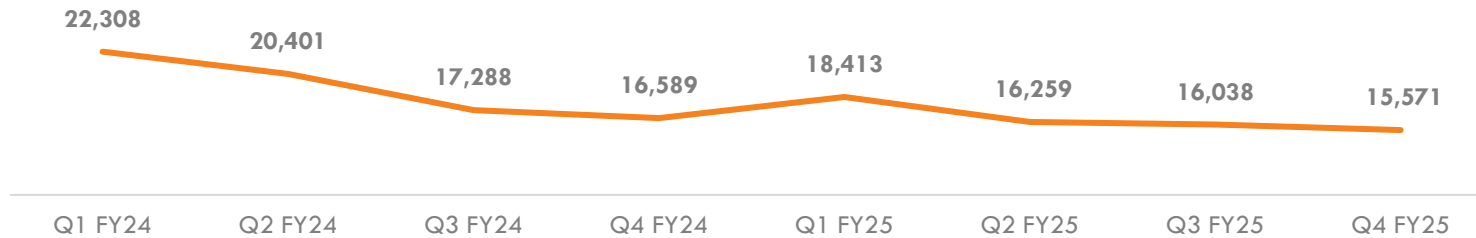
## Pipes & Tubes

- Sector witnessed Robust demand in Q4 FY25, on back of ornamental P&T
- Stable domestic demand outlook for the next financial year



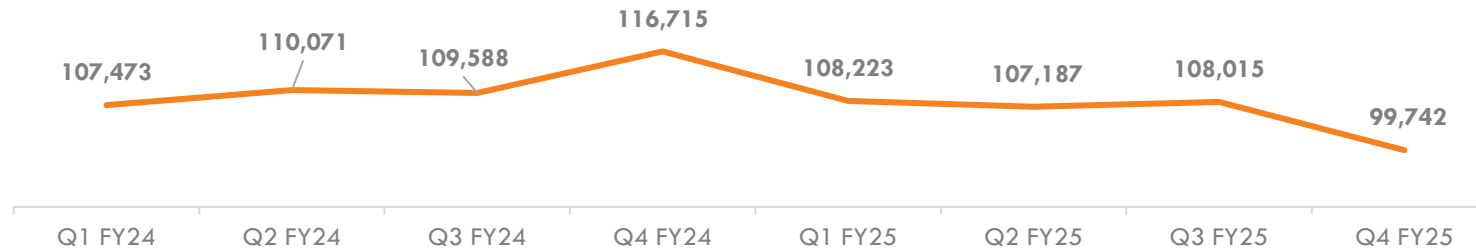
# Key Raw Materials- Price trend

## Nickel (USD/MT)



**Note:** Average quarterly prices; Source: LME

## Ferrochrome (INR/MT)



**Note:** Average quarterly prices; Source: Big Mint

JM Financial Institutional Securities invites you to the  
4QFY25 and FY25 earnings conference call with

## Jindal Stainless Limited

on Friday, 9 May 2025

04:00 PM IST | 06:30 AM USA EDT | 11:30 AM UK TIME | 06:30 PM HK/SINGAPORE TIME

### Company Participants

**Mr. Abhyuday Jindal**

Managing Director

**Mr. Tarun Kumar Khulbe**

CEO & Whole Time Director

**Ms. Shreya Sharma**

Head - Investor Relations

### Universal Dialin:

+91-22-6280 1366 / +91-22-7115 8267

### Toll Free Number – International

**USA:**  
1 866 746 2133

**UK:**  
0 808 101 1573

**Singapore:**  
800 101 2045

**Hong Kong:**  
800 964 448

Please dial-in 10 minutes prior to the conference schedule to ensure that you are connected in time

### [Diamond Pass Link:](#)



Click here to  
ExpressJoin the Call

### [For further information, please contact](#)

Mr. Ashutosh Somani	+91-98332 91928	ashutosh.somani@jmfl.com
Mr. Anirudh Nagpal	+91-81717 77974	anirudh.nagpal@jmfl.com
Ms. Rajvi Panchmatia	+91-99871 19979	rajvi.panchmatia@jmfl.com

# Annexure



# Abridged P&L Statement (Standalone)

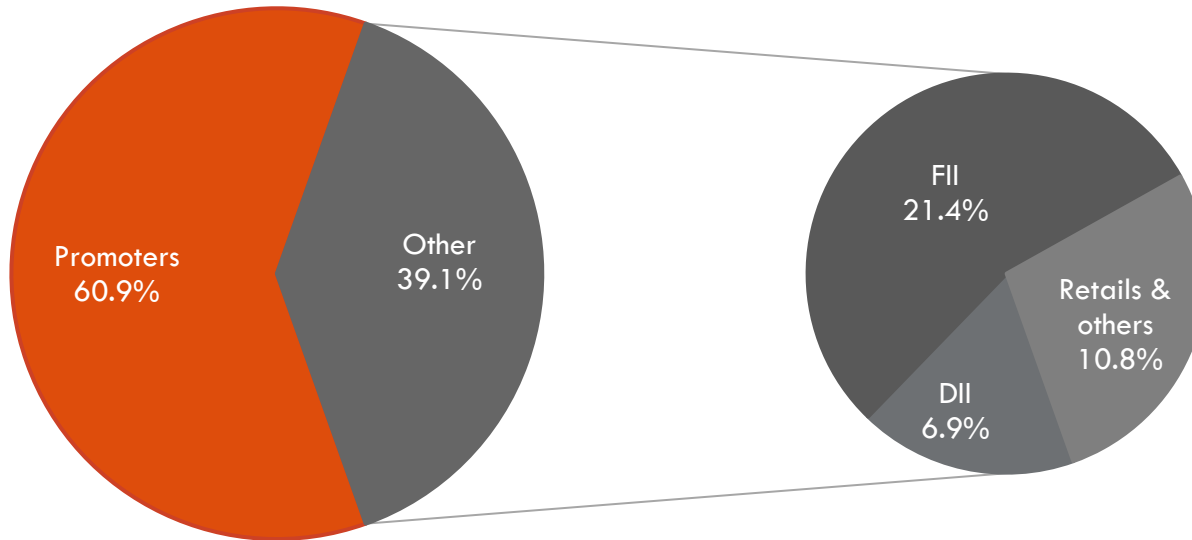
Particular (Rs. crore)	Q4FY25	Q4FY24	YoY	Q3FY25	QoQ	FY25	FY24	YoY
			Change (%)		Change (%)			Change (%)
Revenue from operations	10,786	9,521	13%	10,066	7%	40,182	38,356	5%
Total Expenditure	9,895	8,693	14%	9,062	9%	36,276	34,320	6%
<i>EBITDA</i>	890	827	8%	1,003	(11%)	3,905	4,036	(3%)
Other Income	359	61	488%	137	162%	639	369	73%
Finance Cost	109	103	6%	120	(9%)	442	393	12%
Depreciation	186	181	3%	189	(2%)	735	715	3%
Exceptional gain/loss	152	31	385%	0	NA	152	31	NA
PBT	1,107	636	74%	832	33%	3,519	3,328	6%
Tax	182	159	14%	213	(15%)	808	797	1%
PAT	925	476	94%	619	50%	2,711	2,531	7%

# Abridged P&L Statement (Consolidated)

Particular (Rs. crore)	Q4FY25	Q3FY25	QoQ	Q4FY24	YoY	FY25	FY24	YoY
			Change (%)		Change (%)			Change (%)
Revenue from operations	10,198	9,907	3%	9,454	8%	39,312	38,562	2%
Total Expenditure	9,137	8,700	5%	8,419	9%	34,646	33,858	2%
EBITDA	1,061	1,208	(12%)	1,035	2%	4,667	4,704	(1%)
Other Income	94	99	(5%)	55	71%	291	169	72%
Finance Cost	150	161	(7%)	153	(2%)	612	554	10%
Depreciation	241	242	(0%)	233	3%	956	879	9%
Exceptional gain/(loss)	(7)	-	NA	(2)	NA	(7)	99	NA
Share of profit of investments gain/(loss)	(28)	(15)	NA	0	NA	(44)	53	NA
PBT	729	890	(18%)	702	4%	3339	3592	(7%)
Tax	139	236	(41%)	201	(31%)	839	899	(7%)
PAT	590	654	(10%)	501	18%	2500	2693	(7%)

# Shareholding Pattern

## Floating Stock %



# Contact Us

## About Us:

*India's leading stainless-steel manufacturer, Jindal Stainless, had an annual turnover of INR 40,182 crore (USD 4.75 billion) in FY25 and is ramping up its facilities to reach 4.2 million tonnes of annual melt capacity in FY27. It has 16 stainless steel manufacturing and processing facilities in India and abroad, including in Spain and Indonesia, and a worldwide network in 12 countries, as of March 2025. In India, there are ten sales offices and six service centres, as of March 2025. The company's product range includes stainless steel slabs, blooms, coils, plates, sheets, precision strips, wire rods, rebars, blade steel, and coin blanks.*

*Jindal Stainless relies on its integrated operations to enhance its cost competitiveness and operational efficiency. Founded in 1970, Jindal Stainless continues to be inspired by a vision for innovation and enriching lives and is committed to social responsibility.*

*Jindal Stainless remains focused on a greener and sustainable future. The company manufactures stainless steel using electric arc furnace, a process that significantly reduces greenhouse gas emissions and allows for recyclability of scrap without compromising on quality.*

**Shreya Sharma**

**Head – Investor Relations**

[shreya.sharma@jindalstainless.com](mailto:shreya.sharma@jindalstainless.com)

**Jindal Stainless Limited**

**Tel: +91 11 4146 2222**



**Thank You**