



06th August, 2025

BSE Limited

Corporate Relationship Department,
1st Floor, New Trading Ring,
Rotunda Building, P J Towers,
Dalal Street, Fort, Mumbai - 400 001
Ph. 022 - 2272 3121, 2037, 2041
Email: corp.relations@bseindia.com

National Stock Exchange of India Ltd.

Exchange Plaza, 5th Floor,
Plot no. C/1, G Block
Bandra-Kurla Complex, Bandra (E),
Mumbai-400051
Ph. 022 -2659 8237, 8238, 8347, 8348
Email: cmlist@nse.co.in

Security Code No.: 532508

Security Code No. : JSL

Sub.: Intimation pursuant to Regulation 30 of SEBI (Listing Obligations and Disclosure Requirements) Regulations, 2015 - Earning Presentation Q1FY26

Dear Sir,

Pursuant to Regulation 30 of the Securities and Exchange Board of India (Listing Obligations and Disclosure Requirements) Regulations, 2015, we are enclosing herewith the Q1FY26 earnings presentation of Jindal Stainless Limited ("the Company"). The same is also being uploaded on the website of the Company- www.jindalstainless.com.

Please take the above information on record.

Thanking you.

For **Jindal Stainless Limited**

Navneet Raghuvanshi
Head-Legal, Company Secretary & Compliance Officer

Encl: A/a

Jindal Stainless Limited

CIN: L26922HR1980PLC010901

Gurugram Office: Stainless Centre, Plot No.- 50, Sector - 32, Gurugram - 122001, Haryana, India

T: +91 124 449 4100 **E:** info@jindalstainless.com **Website:** www.jindalstainless.com

Registered Office: O.P. Jindal Marg, Hisar - 125005, Haryana, India

Corporate Office: Jindal Centre, 12 Bhikaji Cama Place, New Delhi - 110066, India

T: +91 011-26188345, 41462000, 61462000



JINDAL STAINLESS LTD

Q1 FY26
Earnings Presentation

August 06, 2025

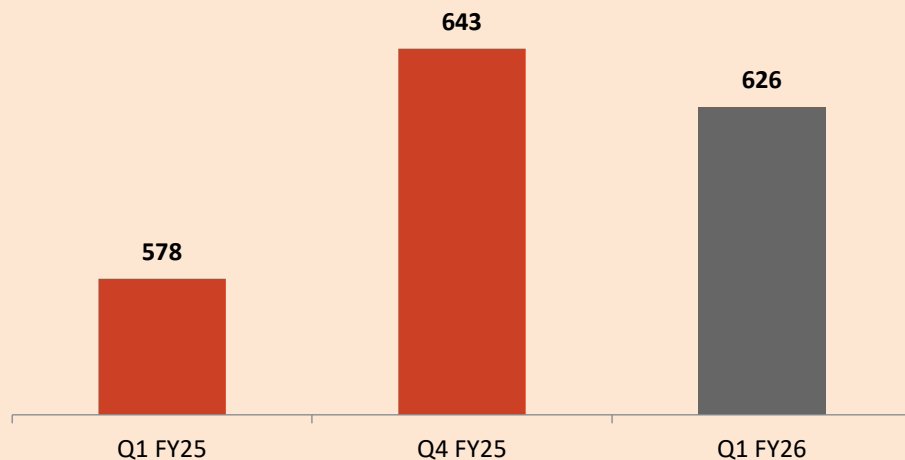
Disclaimer

This presentation and the accompanying slides (the “Presentation”), which has been prepared by Jindal Stainless Limited (referred to “respective company (ies)”) for this joint earning presentation, are purely for information purposes only and is not, and is not intended to be, an offer, or solicitation of offer, or invitation or recommendation or advise to buy or sell or deal with any securities of the company, and shall not constitute an offer, solicitation or invitation or recommendation or advise to buy or sell or deal with any securities of the respective Company in any jurisdiction in which such offer, solicitation or invitation or recommendation or advise is unlawful or in contravention of applicable laws. No part, or all, of this Presentation shall be used or form the basis of, or be relied on or referred to in connection with, any contract or investment decision in relation to any securities of the respective Company. This Presentation is strictly informative and relating to the financial conditions, internal functioning, day to day operations, future events and projections etc. of the Company and this presentation shall not be used or relied upon or referred to in whole or in part, for any purpose whatsoever. The information in this Presentation is being provided by the respective company and is subject to change without any notice or liability. This Presentation has been prepared by the respective company based on information and data which it considers reliable, but it makes no representation or warranty, express or implied, whatsoever, and no reliance shall be placed on, the truth, accuracy, completeness, veracity, fairness, integrity, sufficiency and reasonableness of the contents of this Presentation. This Presentation may not be all inclusive and exhaustive and may not contain all of the information that you may consider material. Any liability in respect of the contents of, or any omission from, this Presentation is expressly excluded. This Presentation contains statements about future events and expectations that are forward-looking statements. These statements typically contain words such as "expects" and "anticipates" and words of similar import. Any statement in this Presentation that is not a statement of historical fact is a forward-looking statement that involves known and unknown risks, uncertainties, contingencies and other factors which may cause our actual results, performance or achievements to be materially different from any future results, performance or achievements expressed or implied by such forward-looking statements. None of the future projections, expectations, estimates or prospects in this Presentation should be taken as forecasts or promises nor should they be taken as implying any indication, assurance or guarantee that the assumptions on which such future projections, expectations, estimates or prospects have been prepared are correct or exhaustive or, in the case of the assumptions, fully stated in the Presentation. The respective Company assume no obligations or responsibility to update the forward-looking statements contained herein to reflect actual results, changes in assumptions or changes in factors affecting these statements. You unconditionally and irrevocably acknowledge and undertake that you will be solely responsible for your own assessment of the market, the market position, the business and financial condition of the respective company and that you will conduct your own analysis and be solely responsible for forming your own view of the potential future performance of the business of the respective company . All the risks, liabilities or consequences arising out of or consequent to the use of or reliance on or reference to this Presentation and/or acting on the basis of the analysis/views formed by you, shall be solely borne by you. This Presentation speaks as of the date mentioned herein. Neither the delivery of this Presentation nor any further discussions of the respective Company with any of the recipients shall, under any circumstances, create any implication that there has been no change in the affairs of the respective company since that date.

Operational and Financial Performance

Key Financials Highlights

Sales Volume ('000 MT*)

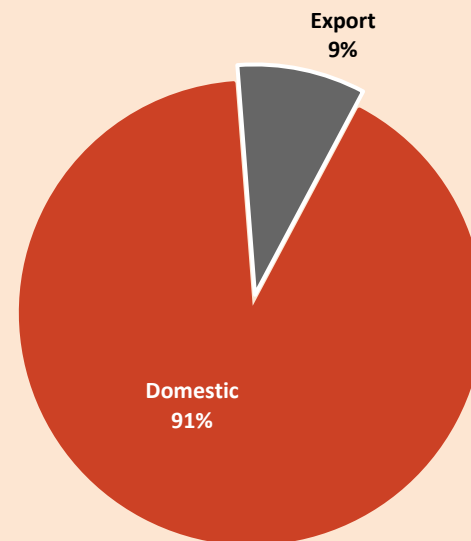


Shift (%)

QoQ: -3%

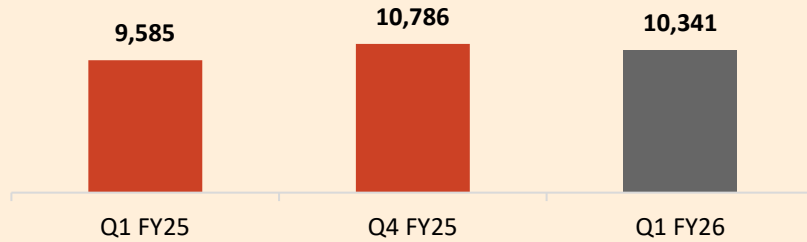
YoY: 8%

Sales Composition – Q1 FY26



Key Financials Highlights-Standalone

Net Revenue

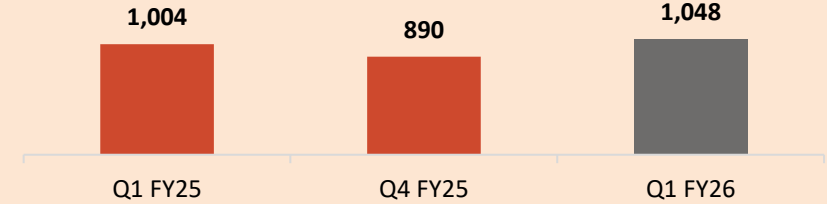


Shift (%)

QoQ: -4%

YoY: 8%

EBITDA

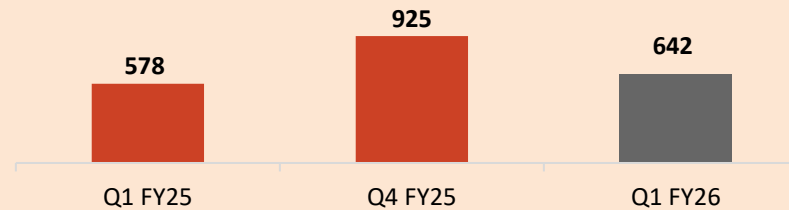


Shift (%)

QoQ: 18%

YoY: 4%

PAT



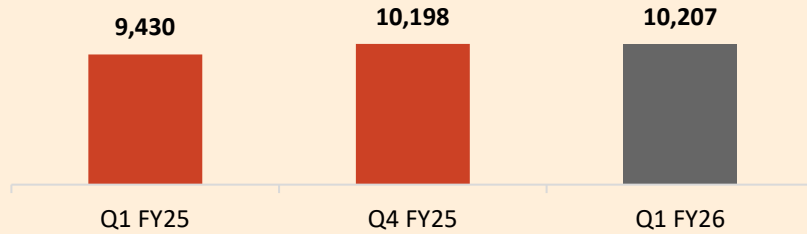
Shift (%)

QoQ: -31%

YoY: 11%

Key Financials Highlights-Consolidated

Net Revenue

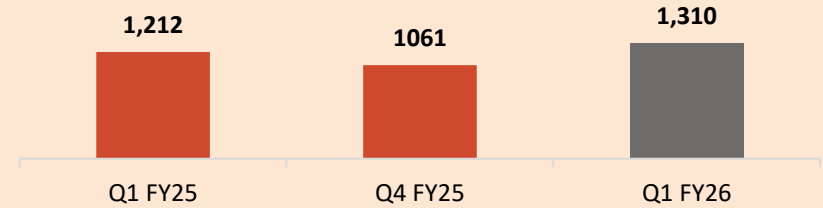


Shift (%)

QoQ: 0%

YoY: 8%

EBITDA

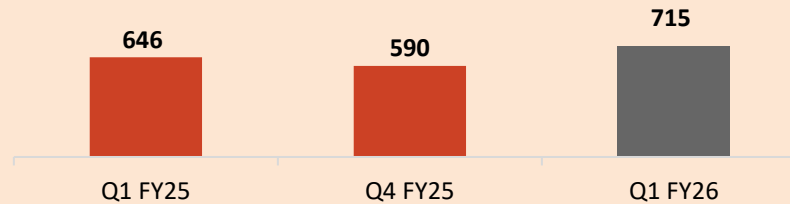


Shift (%)

QoQ: 23%

YoY: 8%

PAT



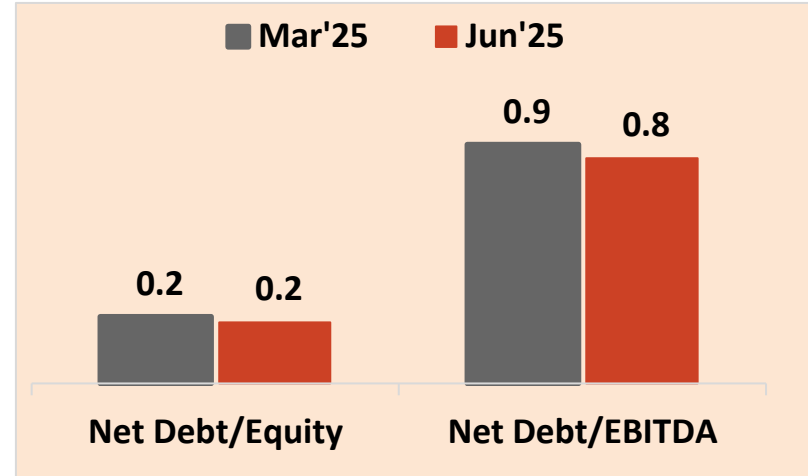
Shift (%)

QoQ: 21%

YoY: 11%

External Debt & Key Ratios

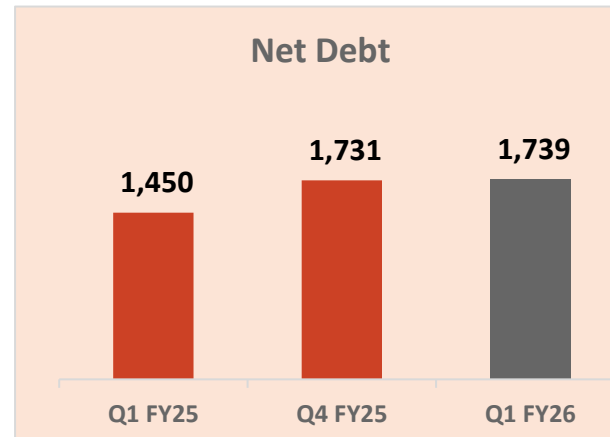
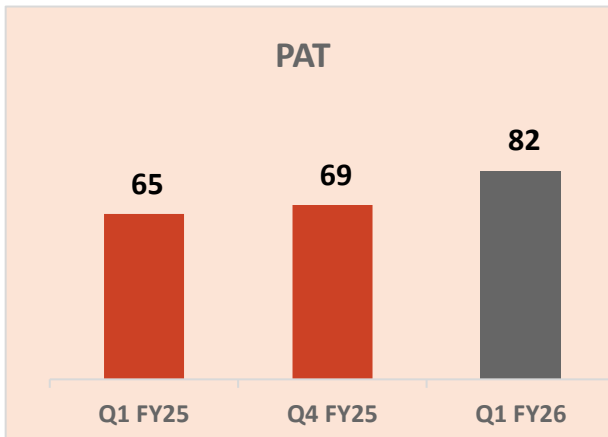
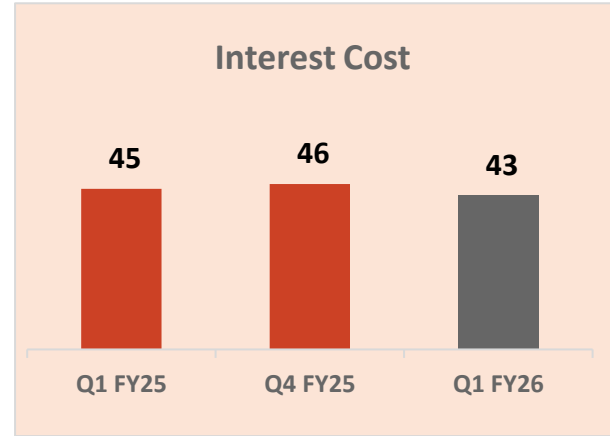
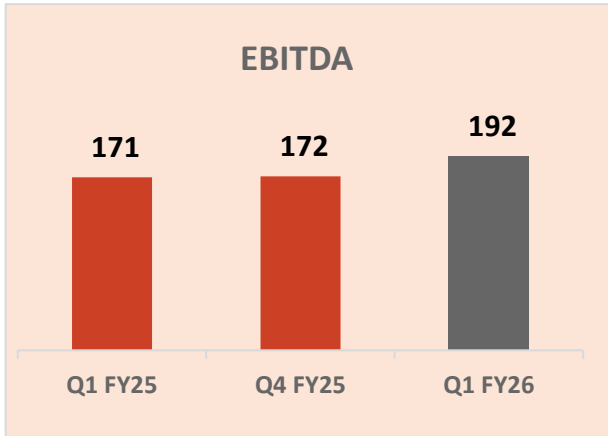
Borrowings (Consolidated)	As on June 2025	As on March 2025	As on March 2024
Debt			
Long term debt	4,920	5,169	5,222
Short term debt	1,078	1,107	704
Total Debt	5,998	6,275	5,926
Cash & Bank balances	2,128	2,284	1,992
Net Debt	3,869	3,991	3,934



Long term debt ratings **AA /Stable** & Short term debt ratings **A1+**

Note: Cash & Bank balances includes all bank deposits

JUSL Performance



Process Industry

- Oil & Gas, Power, and Water sectors witnessing steady demand
- Emerging applications in the Chemical & Fertilizer industry, Hydroelectric Projects, Dairy and Thermal Power Plants are expected to drive future demand

Railways – wagons, coaches metros

- Stable coach demand in Q1 FY26, driven by Amrit Bharat, Vande Bharat trainsets, and Indian Railways' shift from ferritic to austenitic stainless steel
- SS wagon demand remained subdued; however, the outlook for Q2 FY26 is positive with fresh tenders expected

Infrastructure

- Stainless steel usage in infrastructure—particularly in flyovers, ROBs, and FOBs is on the rise, supporting demand growth. The outlook remains positive, especially across coastal regions
- Lift and elevator demand remains strong, driven by ongoing urbanization and infrastructure growth

Automobiles

- Positive demand in Q1 FY26; driven by growth in key segments
- Outlook for Q2 FY26 appears subdued

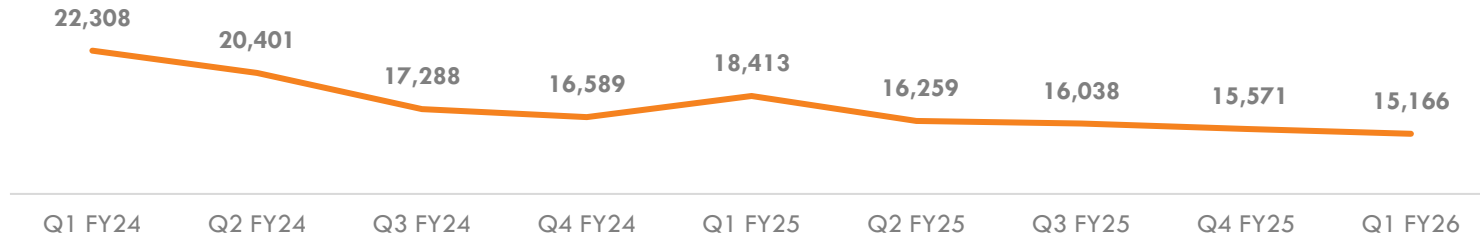
Pipes & Tubes

- Sector witnessed stable demand in Q1 FY26, on back of ornamental P&T
- Positive domestic demand outlook for Q2 FY26



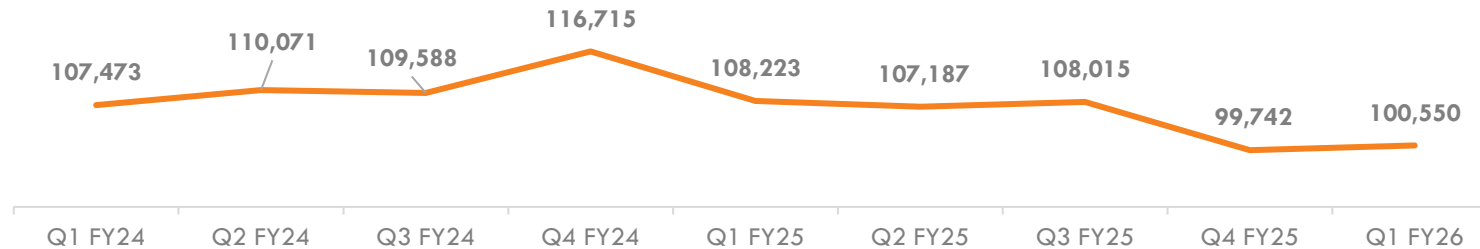
Key Raw Materials- Price trend

Nickel (USD/MT)



Note: Average quarterly prices; Source: LME

Ferrochrome (INR/MT)



Note: Average quarterly prices; Source: Big Mint



Jindal Stainless Limited

Conference call to discuss results for Q1FY26



Thursday, 07 Aug 2025, 04:00 PM IST

Please dial in at 03:55 PM IST



Represented by:

- **Mr. Abhyuday Jindal - Managing Director**
- **Mr. Tarun Kumar Khulbe - CEO,CFO & Whole Time Director**
- **Ms. Shreya Sharma - Head - Investor Relations**



Dial-in numbers

India: (+91 22) 6280 1149 / 7115 8050
International: Hong Kong – 800 964 448
Singapore – 800 101 2045
UK – 0 808 101 1573
USA – 1 866 746 2133

For prior registration, please register on the link below:

<https://services.choruscall.in/DiamondPassRegistration/register?confirmationNumber=7284880&linkSecurityString=36799bd9d0>

R S V P: Alok Deora +91 9820513792, Alok.Deora@MotilalOswal.com

Motilal Oswal Tower, Level 9, Sayani Rd, Prabhadevi, Mumbai 400 025 Phone: 022 71934200

Annexure



Abridged P&L Statement (Standalone)

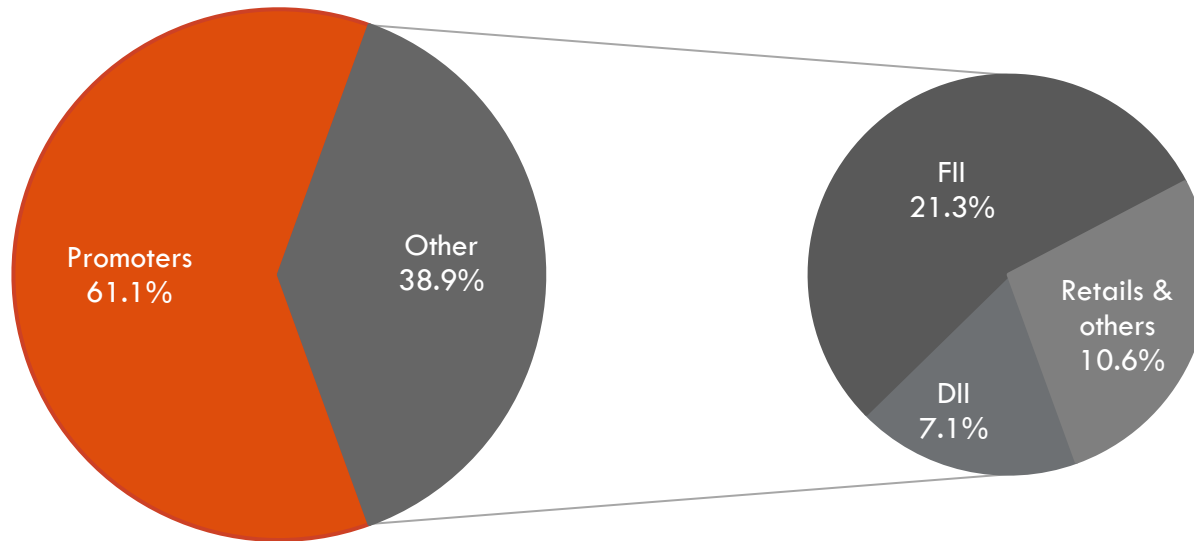
Particular (Rs. crore)	Q1FY26	Q1FY25	YoY	Q4FY25	QoQ	FY25
			Change (%)		Change (%)	
Revenue from operations	10,341	9,585	8%	10,786	(4%)	40,182
Total Expenditure	9,293	8,581	8%	9,895	(6%)	36,276
EBITDA	1,048	1,004	4%	890	18%	3,905
Other Income	103	60	72%	359	(71%)	639
Finance Cost	100	97	3%	109	(9%)	442
Depreciation	189	179	5%	186	2%	735
Exceptional gain/loss	0	0	NA	152	NA	152
PBT	863	788	9%	1107	(22%)	3519
Tax	221	210	5%	182	22%	808
PAT	642	578	11%	925	(31%)	2711

Abridged P&L Statement (Consolidated)

Particular (Rs. crore)	Q1FY26	Q1FY25	YoY	Q4FY25	QoQ	FY25
			Change (%)		Change (%)	
Revenue from operations	10,207	9,430	8%	10,198	0%	39,312
Total Expenditure	8,897	8,218	8%	9,137	(3%)	34,646
EBITDA	1,310	1,212	8%	1,061	23%	4,667
Other Income	69	51	36%	94	(27%)	291
Finance Cost	144	143	1%	150	(4%)	612
Depreciation	252	232	8%	241	4%	956
Exceptional gain/(loss)	0	0	NA	(7)	NA	(7)
Share of profit of investments gain/(loss)	(14)	(1)	NA	(28)	NA	(44)
PBT	969	886	9%	729	33%	3339
Tax	254	240	6%	139	83%	839
PAT	715	646	11%	590	21%	2500

Shareholding Pattern

Floating Stock %



Contact Us

About Us:

India's leading stainless-steel manufacturer, Jindal Stainless, had an annual turnover of INR 40,182 crore (USD 4.75 billion) in FY25 and is ramping up its facilities to reach 4.2 million tonnes of annual melt capacity in FY27. It has 16 stainless steel manufacturing and processing facilities in India and abroad, including in Spain and Indonesia, and a worldwide network in 12 countries, as of March 2025. In India, there are ten sales offices and six service centres, as of March 2025. The company's product range includes stainless steel slabs, blooms, coils, plates, sheets, precision strips, wire rods, rebars, blade steel, and coin blanks.

Jindal Stainless relies on its integrated operations to enhance its cost competitiveness and operational efficiency. Founded in 1970, Jindal Stainless continues to be inspired by a vision for innovation and enriching lives and is committed to social responsibility.

Jindal Stainless remains focused on a greener and sustainable future. The company manufactures stainless steel using electric arc furnace, a process that significantly reduces greenhouse gas emissions and allows for recyclability of scrap without compromising on quality.

Shreya Sharma

Head – Investor Relations

shreya.sharma@jindalstainless.com

Jindal Stainless Limited

Tel: +91 11 4146 2222



Thank You