



# JASH ENGINEERING LTD.

*Contributing to a sustainable environment.....Worldwide !*

## Investor Presentation

*Q3FY25, February 2025*



Mahr  
Maschinenbau





This presentation and the accompanying slides (the “Presentation”), which have been prepared by Jash Engineering Limited (the “Company”), have been prepared solely for information purposes and do not constitute any offer, recommendation or invitation to purchase or subscribe for any securities, and shall not form the basis or be relied on in connection with any contract or binding commitment what so ever. No offering of securities of the Company will be made except by means of a statutory offering document containing detailed information about the Company.

This Presentation has been prepared by the Company based on information and data which the Company considers reliable, but the Company makes no representation or warranty, express or implied, whatsoever, and no reliance shall be placed on, the truth, accuracy, completeness, fairness and reasonableness of the contents of this Presentation. This Presentation may not be all inclusive and may not contain all of the information that you may consider material. Any liability in respect of the contents of, or any omission from, this Presentation is expressly excluded.

Certain matters discussed in this Presentation may contain statements regarding the Company’s market opportunity and business prospects that are individually and collectively forward-looking statements. Such forward-looking statements are not guarantees of future performance and are subject to known and unknown risks, uncertainties and assumptions that are difficult to predict. These risks and uncertainties include, but are not limited to, the performance of the Indian economy and of the economies of various international markets, the performance of the industry in India and world-wide, competition, the company’s ability to successfully implement its strategy, the Company’s future levels of growth and expansion, technological implementation, changes and advancements, changes in revenue, income or cash flows, the Company’s market preferences and its exposure to market risks, as well as other risks. The Company’s actual results, levels of activity, performance or achievements could differ materially and adversely from results expressed in or implied by this Presentation. The Company assumes no obligation to update any forward-looking information contained in this Presentation. Any forward-looking statements and projections made by third parties included in this Presentation are not adopted by the Company and the Company is not responsible for such third party statements and projections.

# Agenda

1 Company Overview

2 Product Overview

3 Financial Overview

4 Business Outlook

Head Office at Unit 1 in Indore

**JASH**



## **Company Overview**



- ▶ An **ISO-9001:2015 / ISO-14001:2015 / OHSAS ISO 45000:2018** certified company dedicated to offering varied products for use in Water and Wastewater Pumping Stations and Treatment Plants, Storm Water Pumping Stations, Water Transmission Lines, Desalination, Power, Steel, Cement, Paper & Pulp, Petrochemicals, Chemicals, Fertilizers and other process plants.
- ▶ Headquartered in Indore – India, Jash has six well-integrated state-of-art manufacturing facilities, four in India and one each in the USA & UK.
- ▶ Global presence with bases in India / USA / Austria / Hong Kong / UK to serve our clients and help achieve the common goal of creating a sustainable environment worldwide for all time to come.

**1973** Incorporation of Company

**6** Manufacturing units

**~1075** Employees

**₹ 522 Cr.** Consolidated Revenue 2023-24

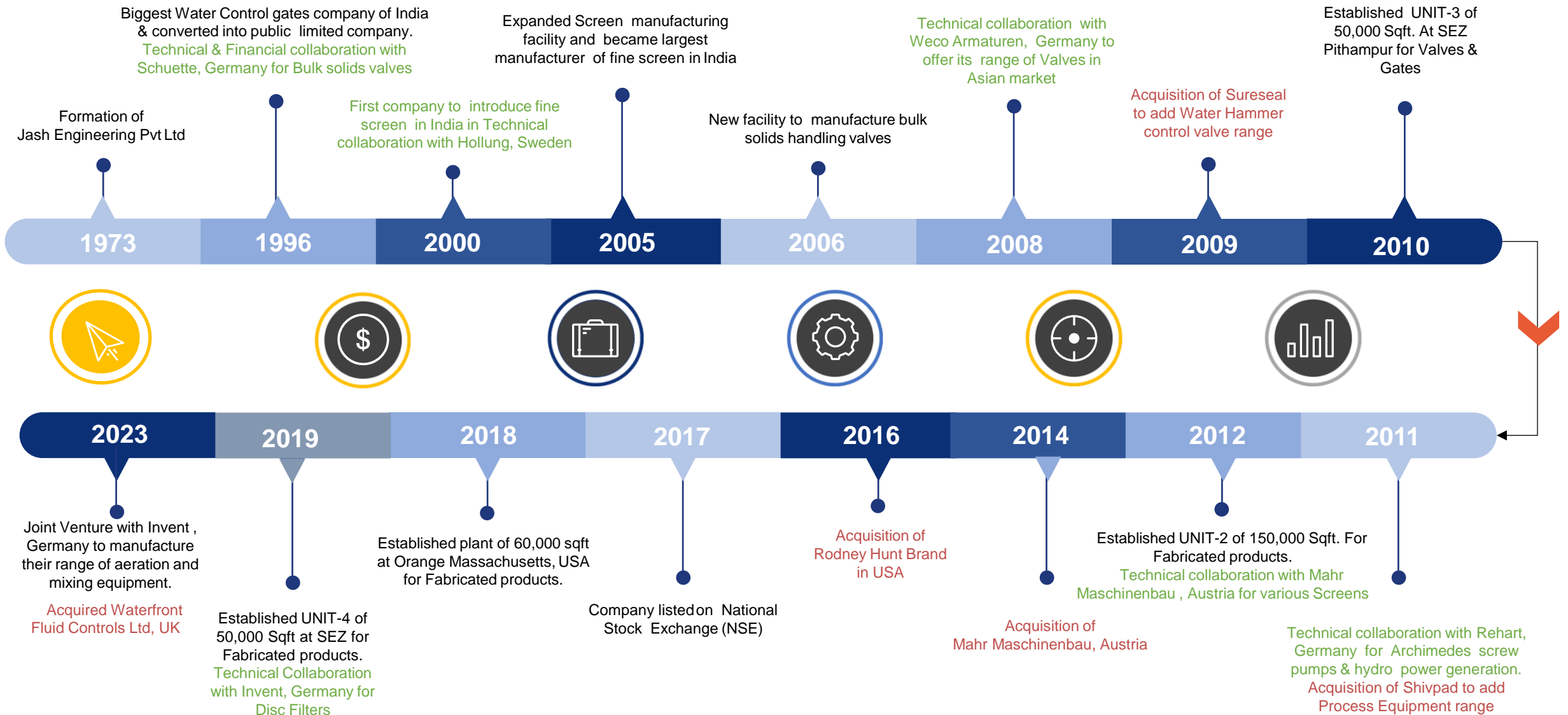
**45+** Countries Global exports

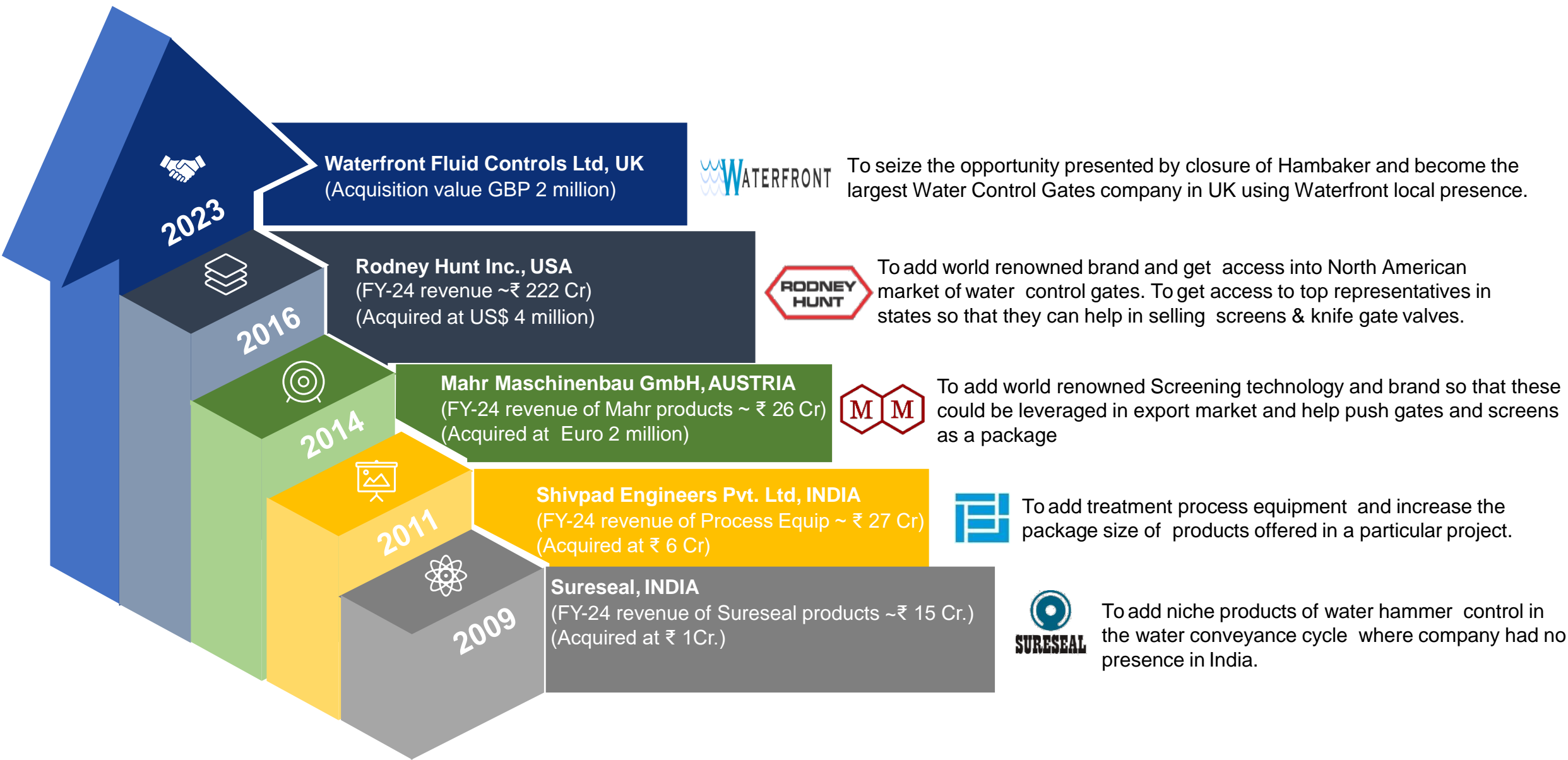
**350+** Years of cumulative experience

Approved by Major Municipal Authorities in India and Abroad



# Evolution of the company







Total Turnover Potential from existing facility

**₹ 800+ Cr**



**UNIT-1 CAST PRODUCTS PLANT**

**Built Up Area: 125,000 Sq. ft.  
Turnover Capability : ₹ 75 Crore**




**UNIT-2 FABRICATED PRODUCTS PLANT**

**Built Up Area: 185,000 Sq. ft.  
Turnover Capability : ₹ 350 Crore**



**UNIT-3 SEZ PLANT**

**Built Up Area: 75,000 Sq. ft.  
Turnover Capability : ₹ 100 Crore**



**UNIT-4 Rodney Hunt Plant**

**Built Up Area: 50,000 Sq. ft..  
Turnover Capability : ₹ 100 Crore**



**Rodney Hunt Plant, Orange, MA USA**

**Built Up Area: 60,000 Sq. ft.  
Turnover Capability : USD 15M (₹ 125 Crore)**



**Waterfront Fluid Controls Ltd, UK**

**Built Up Area: 25,000 Sq. ft.  
Turnover Capability : GBP 5M (₹ 50 Crore)**





**Positive Material Identification**

**Physical & Chemical testing of material**

**Machine job with maximum size of upto 10,000 x 4000 x 1000 mm on CNC Machines**

**Bend & shear stainless steel up to 14 mm thick**

**Bath pickle stainless steel jobs up to 6000 x 2000 x 2000mm size**

**Shot blasting of carbon steel up to 5000 x 4000 x 20000mm**

**Flight Forming Machine for 5000 mm diameter**

**Casting weighing up to 20,000 kgs.**

**Fabricating capacity for jobs up to 50 tonnes weight**

**Laser Cutting Machine for plates upto 16 mm thick**

**Water jet Cutting of stainless steel plates upto 100 mm thick**

**Hydro-test sluice gates up to 5000 x 3500mm size and valves up to 3000mm**

**Flight welding machine for 4500 mm diameter x 24,000 mm length**



## Products Overview



## Water intake Systems



Penstocks /  
Sluice Gates



Open Channel  
Gates



Downward Opening  
Weir Gates



Flap Gates



Stop Logs

## Heavy Fabricated Gates




Bulk Head Slide  
Gates



Roller Gates



Butterfly Gates



Crest Gates



Radial / Tainter  
Gates



Bonneted Gates

## Coarse Screening Equipment



Trash Rack



Jash MMR  
Screen



"JMR" Multi-rake  
Screen



Jash Back Rake  
Screen



Suspended Trash  
Rack

## Fine Screening Equipment



Screenmat Step  
Screen



Rotoclean Rotary  
Drum Screen



Rotobrush Rotary  
Screen



Mahr Percalator  
Screen




Travelling Band  
Screen



## Screening Conveying Equipment



Belt Conveyor



Screw Conveyor



Screw Conveyor with wash compactor



Jet Breaker Washer Compactor

## Knife Gate Valves



Trash Rack



"MONO" Series Knife Gate Valve

## Special Purpose Valves



Zero Velocity Valve



Air Vessel



Air Cushion Valve



Energy Dissipating Valve

## Bulk Solid Handling Valve



Slide Gate Valve – Version ZFB



Swing Gate Valve – Version KU



Double Flap Valve – Version DFG



Fabricated Slide Gate Valve-VEG



Slide Gate Valve-ZFS



## Process Equipment



Detritor



Slow speed floating aerator



Clarifier



Clarifloculator



Slow speed fixed aerator

## Hydro Power Equipment



Hydropower Screw Generator

## Screw Pumps



Archimedean Screw Pump


## Filtering Equipment



iFILT® Diamond Disc Filter



## Secondary Treatment Equipment



Diffuser Aeration



Mixing & Aeration Equipment



Decanting Equipment



Turbo Blower

Water intake systems



Storm water pumping stations



Water & waste water treatment plants



Irrigation systems



Power plants



Paper & pulp plants



Petrochemical plants



Steel plants

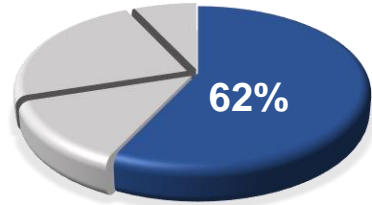




# Product Offerings With Revenue Contribution (9MFY25)



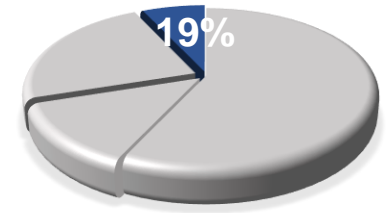
## Water Control Gates



Revenue Contribution



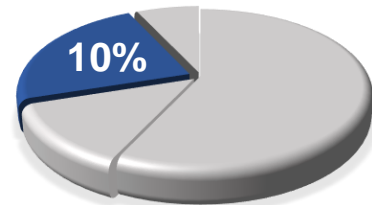
## Screening Equipment



Revenue Contribution



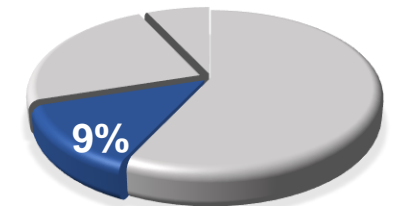
## Valves



Revenue Contribution



## Hydropower & Pumping, Process Equipment and others



Revenue Contribution





From predominant sales in single geography of India in early nineties, the company is today present in multiple (over 45 countries) regions with each region having significant contribution in turnover. Revenue from outside India ~ 60% of total revenue.

**EUROPE & AFRICA**  
9MFY25  
₹ 35.41 cr

**USA**  
9MFY25  
₹ 165.39 cr

**MIDDLE EAST**  
9MFY25  
₹ 0.93 cr



**INDIA**  
9MFY25  
₹ 168.48 cr

**FAR & SOUTHEAST ASIA**  
9MFY25  
₹ 64.58 cr

Revenue from Operations  
9MFY25 (₹ Cr)

Within India	Outside India	Total
~ 168.48	~ 266.33	~ 434.81

● Acquisitions ■ Manufacturing & Marketing Offices ◆ Subsidiary ▲ Regional Business Associates





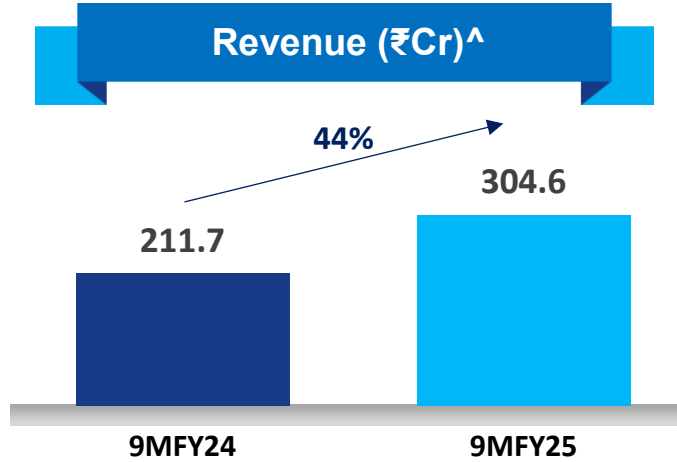


**Financial Performance**

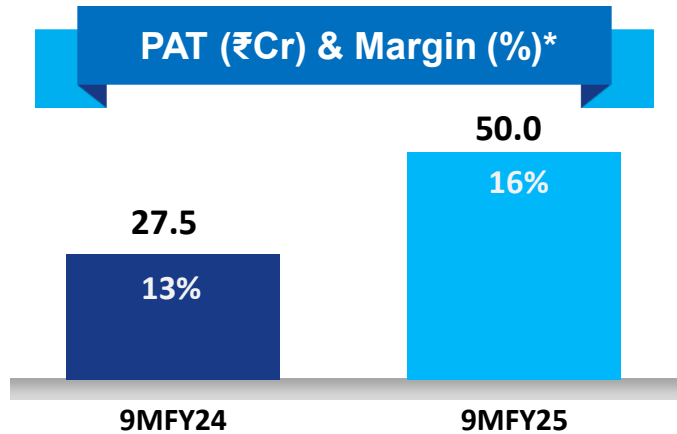


## JASH ENGINEERING LTD.

### Revenue (₹Cr)^



### PAT (₹Cr) & Margin (%)\*

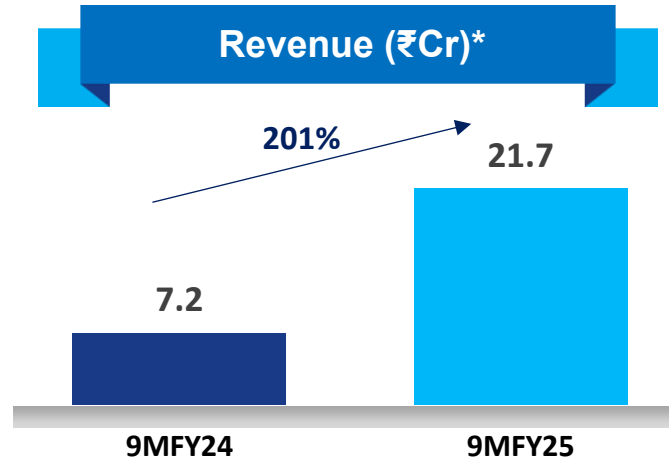


^ includes other income.

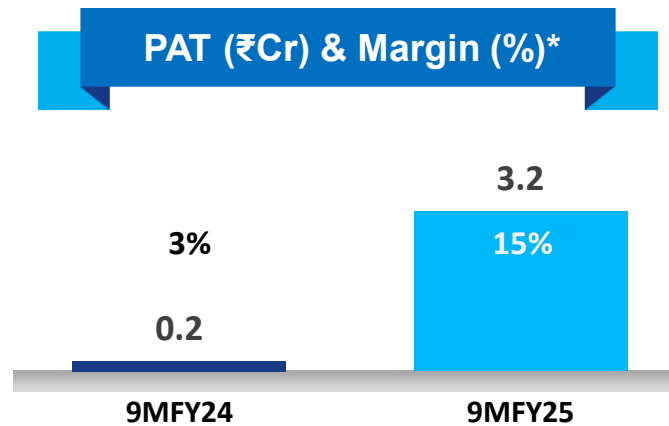
\* % of Revenues

## SHIVPAD ENGINEERING PVT. LTD.

### Revenue (₹Cr)\*

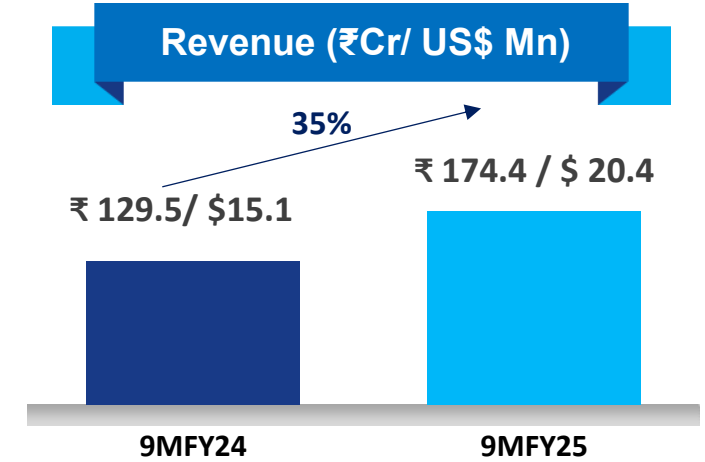


### PAT (₹Cr) & Margin (%)\*

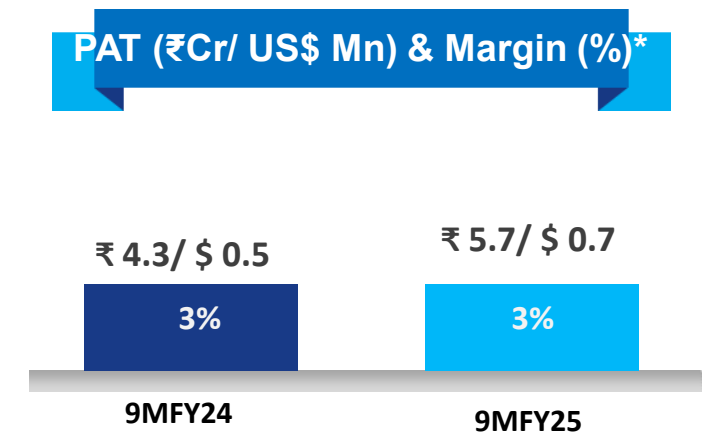


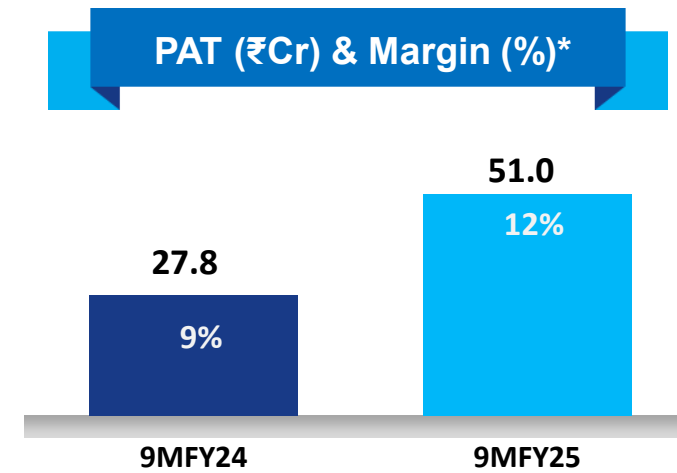
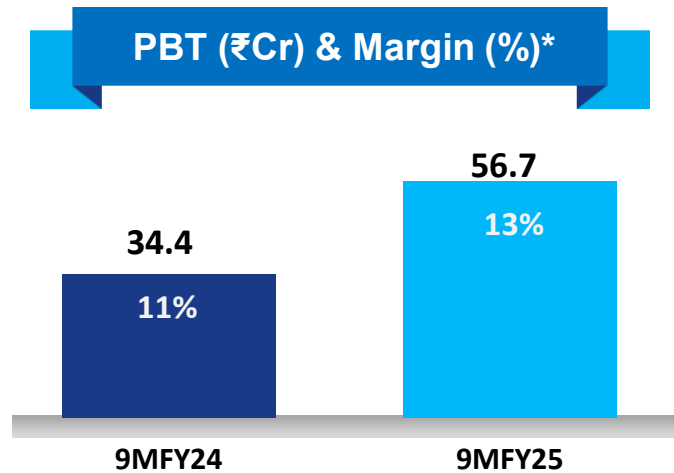
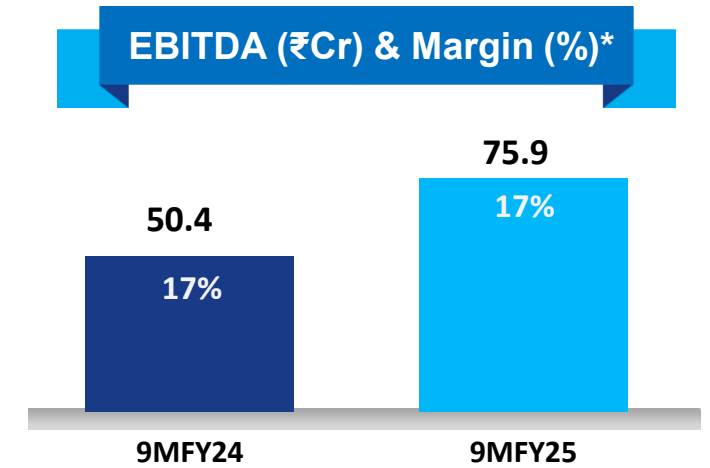
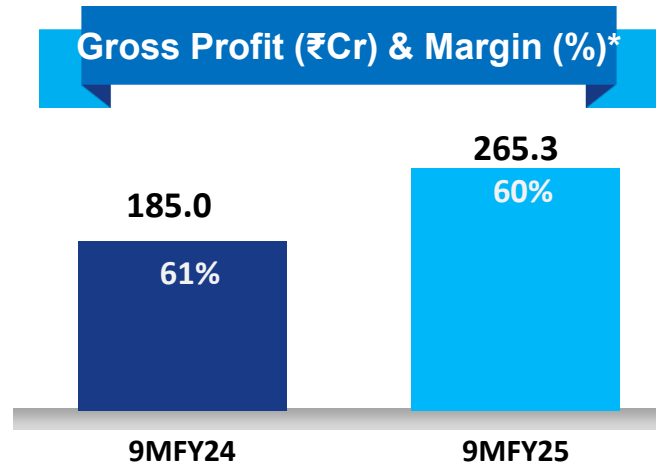
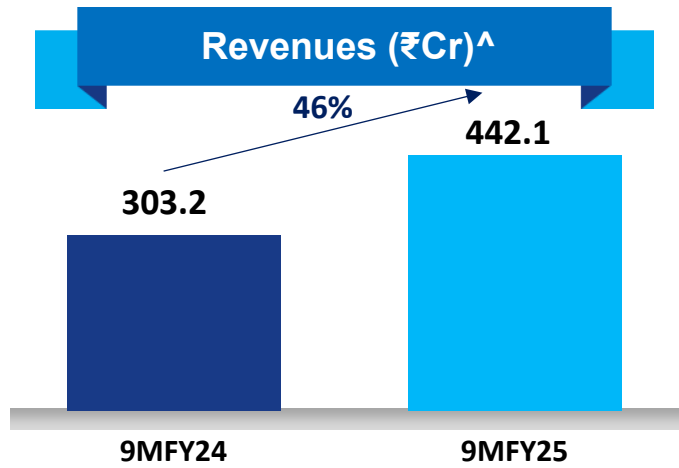
## JASH USA / RODNEY HUNT

### Revenue (₹Cr/ US\$ Mn)



### PAT (₹Cr/ US\$ Mn) & Margin (%)\*





^ includes other income.

\* % of Revenues



# Consolidated Income Statement



Particulars (₹ Cr)	Q3FY25	Q2FY25	Q3FY24	9MFY25	9MFY24
Total Income	182.0	143.8	141.3	442.1	303.2
Total Expenses	147.2	121.4	113.0	385.3	268.9
<b>EBITDA</b>	<b>42.1</b>	<b>28.8</b>	<b>33.9</b>	<b>75.9</b>	<b>50.4</b>
<i>EBITDA Margin (%)</i>	23.1%	20.0%	24.0%	17.2%	16.6%
Finance Cost (Net)	3.7	2.9	3.1	9.1	8.0
Depreciation	3.6	3.4	2.6	10.1	8.0
<b>PBT</b>	<b>34.8</b>	<b>22.4</b>	<b>28.2</b>	<b>56.7</b>	<b>34.4</b>
Tax	-0.1	6.2	5.6	5.7	6.6
<b>PAT</b>	<b>34.8</b>	<b>16.1</b>	<b>22.6</b>	<b>51.0</b>	<b>27.8</b>
<i>PAT Margins (%)</i>	19.1%	11.2%	16.0%	11.5%	9.2%
<b>EPS (₹)</b>	<b>5.5</b>	<b>2.6</b>	<b>3.7</b>	<b>8.1</b>	<b>4.6</b>



## **Business Outlook**





# Consolidated Order Book as on 1st February 2025



\*Jash includes Shivpad order Booking of Rs. 33 Cr.

\*\*Order Booking considered 80% of 26 Cr total order booking .  
Combined order booking after deducting inter-company orders.



# Consolidated Order Pipeline as on 1st February 2025



## ALREADY NEGOTIATED

## UNDER NEGOTIATION





# Consolidated Sales Outlook for FY 24-25



\*Includes revenue of Shivpad which is under merging process with JASH.

\*\*Revenue considered 80% of 50 Cr total revenue.

Combined sales after deducting inter-company sales.

## Mr. Pratik Patel

### *Managing Director*

*“ We are pleased to report robust performance for current quarter results with significant improvement in all major financial parameters. The year to date Consolidated revenue has grown by ~ 46% and the year to date Profit after tax has grown by ~ 83%. This strong nine months performance makes us confident of achieving our yearly projected revenue of Rs 675 Crores for FY25 while ensuring that our EBIDTA margins remain within 21-23% and PAT margins remain between 12-14%.*

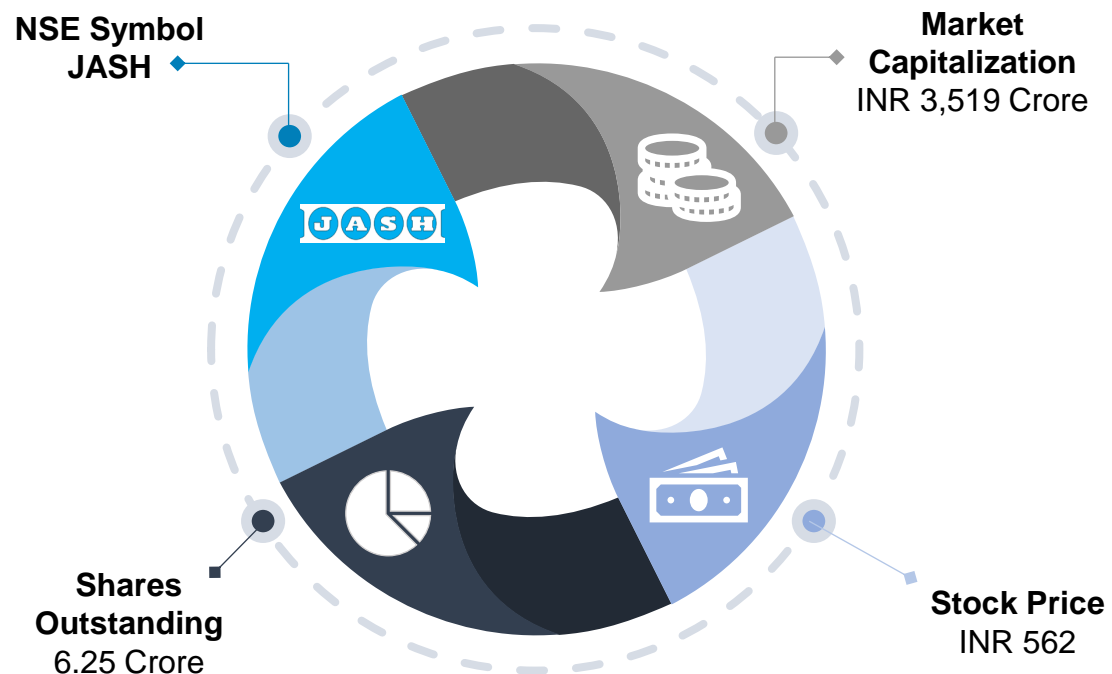
*We are reviving our Austrian subsidiary - Mahr Maschinenbau GmbH from this year and have already received orders worth over USD 1.4 Million ( ₹11.7 crores ) in this company already. We continue to improve performance at our US subsidiary - Rodney Hunt Inc and expect to achieve revenue of over USD 33 million for the year. We are gradually ramping up the facilities and team at our UK subsidiary - Waterfront Fluid Control Ltd. and are confident of improving the revenue from that achieved last year.*

*Our consolidated order book remains robust with total pending order as of 1st Feb 2025 being ₹933 crores of which ₹607 crores are for projects outside India. We have a strong order pipeline within India as well as outside India and we expect to have order book in excess of ₹ 825 crores at the end of this financial year. This should enable us to post growth in excess of 20% in the next financial year.*

*We are on track to commission our Chennai plant in May 2025 , the new plant at SEZ Pithampur in Dec 2025, the Orange, Massachusetts, USA plant extension in Jan 2026 and the office building at Houston, USA in Feb 2026.*

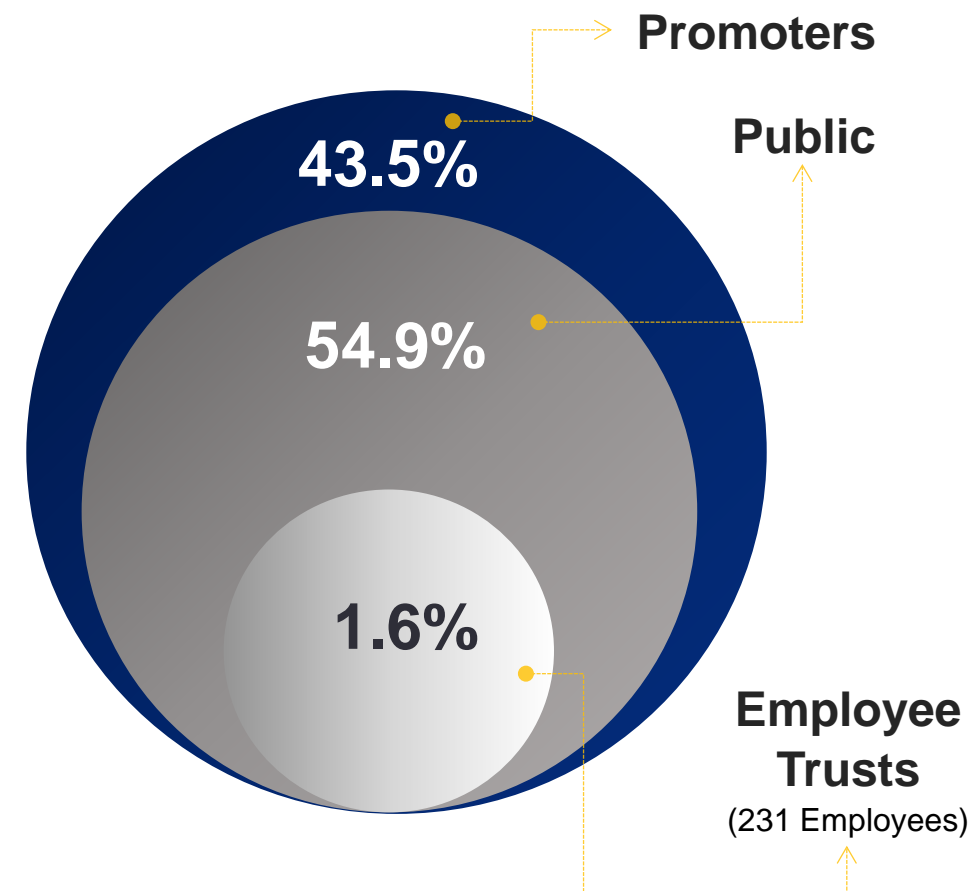
## STOCK DATA

(As on 7<sup>th</sup> February 2025)



## SHAREHOLDING PATTERN

(As on 31<sup>st</sup> December 2024)



# THANK YOU

FOR MORE INFORMATION, CONTACT



CA Dharmendra Jain  
Jash Engineering Limited  
E-mail: [dharmendrajain@jashindia.com](mailto:dharmendrajain@jashindia.com)  
Ph: +91-731-6732700 (Ext. 111)

Siddesh Chawan  
Ernst & Young LLP/ Investor Relations  
E-mail: [Siddesh.Chawan@in.ey.com](mailto:Siddesh.Chawan@in.ey.com)  
Ph.: +91 99302 35001

**JASH**



WATERFRONT



Mahr Maschinenbau

**JASH** invent

## JASH ENGINEERING LTD

31, Sector-C, Industrial Area,  
Sanwer Road, Indore,  
**INDIA.**  
Ph. No. +91-731-2720143,2720034  
Email: [info@jashindia.com](mailto:info@jashindia.com)  
Website: [www.jashindia.com](http://www.jashindia.com)

## RODNEY HUNT INC

46 Mill Street,  
Orange, MA 01364, **USA**  
Ph. No. (978) 633 4362,  
Email: [orange@rodneyhunt.com](mailto:orange@rodneyhunt.com)  
Website: [www.rodneynhunt.com](http://www.rodneynhunt.com)

## E&M JASH LTD.

905, Silvercord Tower 30 Canton  
Road, Tsimshatsui,  
Kowloon, **HONG KONG**  
Ph. No. +852 2375 3180  
Email: [info@jashindia.com](mailto:info@jashindia.com)  
Website: [www.eandmjash.com](http://www.eandmjash.com)

## MAHR MASCHINENBAU GMBH

Kupferschmiedgass 8,  
A-2201 Hagenbrunn,  
**AUSTRIA**  
Ph. No. +4322463521  
Email: [office@mahr.at](mailto:office@mahr.at)  
Website: [www.mahrmaschinenbau.com](http://www.mahrmaschinenbau.com)

## WATERFRONT FLUID CONTROLS LTD.

Suite 8, Maritim House,  
143 Woodville St., Glasgow, G51 2RQ  
**UK**  
Ph. No. +44 141 445 3781  
Email: [sales@waterfrontfc.co.uk](mailto:sales@waterfrontfc.co.uk)  
Website: [www.waterfrontfc.co.uk](http://www.waterfrontfc.co.uk)