

# Jai Corp Limited

**Corporate Office:** #603, Embassy Centre, Backbay Reclamation, Nariman Point,  
Mumbai- 400 021. **Tel:** 91-22-3521 5146/3139 6050; **E-mail:** cs@jaicorpindia.com/  
**E-mail for investors:** cs2@jaicorpindia.com  
**CIN:** L17120MH1985PLC036500 **website:** www.jaicorpindia.com

---

May 30, 2025

**The Manager Listing Compliances, BSE Limited**  
**The Manager, Listing Department, National Stock Exchange of India Limited**

**Sub.: Outcome of Board Meeting**

Dear Sir/ Madam,

The Board of Directors at their meeting held today *inter alia*:

- i. Approved the audited standalone and consolidated financial results of the Company for the financial year ended 31-03-2025.
- ii. Postponed the recommendation of dividend.

Please find enclosed the audited standalone and consolidated financial results of the Company for the year/ quarter ended 31-03-2025 along with respective audit reports.

The audit report on the audited standalone financial results of the Company is with unmodified opinion. The audit report on the audited consolidated financial results contains qualified opinion and a statement showing impact of audit qualifications is attached.

Newspaper publication for the 'The Free Press Journal' and 'Navshakti' is attached.

The meeting of the Board of Directors commenced at 17:04 hrs. IST and ended on 18: 45 hrs. IST.

Kindly acknowledge receipt.

Thanking you,  
Yours faithfully,  
For Jai Corp Limited

**Company Secretary**

**Enclo.: Financial Results, audit reports, impact of audit qualification, newspaper publication**

**JAI CORP LIMITED**

Regd. Office: A-3, MIDC Industrial Area, Nanded - 431603, Maharashtra  
CIN: L17120MH1985PLC036500 . Phone : (022) 3521 5146  
Website: www.jaicorpindia.com . e-mail for investors: cs2@jaicorpindia.com

(Rs. in Lakh except per share data)


**STATEMENT OF AUDITED STANDALONE FINANCIAL RESULTS FOR THE QUARTER AND YEAR ENDED 31<sup>ST</sup> MARCH, 2025**

S. No	Particulars	QUARTER ENDED			YEAR ENDED	
		31.03.2025	31.12.2024	31.03.2024	31.03.2025	31.03.2024
		Audited	Unaudited	Audited	Audited	Audited
1	<b>Income</b>					
	(a) Revenue from Operations	13,259	12,561	12,189	51,195	45,784
	(b) Other Income	1,545	354	1,325	3,691	2,355
	<b>Total Income</b>	<b>14,804</b>	<b>12,915</b>	<b>13,514</b>	<b>54,886</b>	<b>48,139</b>
2	<b>Expenses</b>					
	(a) Cost of Materials Consumed	9,518	9,037	8,431	35,800	32,082
	(b) Purchases of Stock-in-trade	54	13	-	100	94
	(c) Changes in Inventories of Finished Goods, Work-in-Progress and Stock-in-Trade	(424)	(259)	(208)	452	87
	(d) Employee Benefits Expense	1,017	968	952	3,735	3,657
	(e) Finance costs	4	4	4	16	14
	(f) Depreciation and Amortisation expenses	182	185	191	737	835
	(g) Other Expenses	1,900	1,450	1,136	5,613	4,249
	<b>Total Expenses</b>	<b>12,251</b>	<b>11,398</b>	<b>10,506</b>	<b>46,253</b>	<b>41,018</b>
3	<b>Profit/(Loss) before exceptional items and tax (1-2)</b>	<b>2,553</b>	<b>1,517</b>	<b>3,008</b>	<b>8,633</b>	<b>7,121</b>
4	Exceptional Items	-	-	-	-	-
5	<b>Profit/(Loss) before tax from Continuing Operations(3-4)</b>	<b>2,553</b>	<b>1,517</b>	<b>3,008</b>	<b>8,633</b>	<b>7,121</b>
6	<b>Tax Expenses</b>					
	(a) Current Tax	309	371	607	1696	1,693
	(b) Deferred Tax	4	(1)	7	(129)	(1)
	(c) Income Tax of Earlier Years	-	(34)	-	(141)	-
7	<b>Profit/(Loss) for the period/year from Continuing Operations(5-6)</b>	<b>2,240</b>	<b>1,181</b>	<b>2,394</b>	<b>7,207</b>	<b>5,429</b>
8	<b>Discontinuing Operations (Refer Note No. 3)</b>					
	Profit/(Loss) before tax from Discontinuing Operations	(28)	(9)	(11)	(48)	(52)
	Tax Expenses of Discontinuing Operations	(7)	(2)	(2)	(12)	(13)
	<b>Profit/(Loss) for the period/year from Discontinuing Operations</b>	<b>(21)</b>	<b>(7)</b>	<b>(9)</b>	<b>(36)</b>	<b>(39)</b>
9	<b>Profit/(Loss) for the period/year (7+8)</b>	<b>2,219</b>	<b>1,174</b>	<b>2,385</b>	<b>7,171</b>	<b>5,390</b>
10	<b>Other Comprehensive Income (OCI)</b>					
	(A) (i) Items that will not be reclassified to Profit and Loss:					
	(ii) Income tax effect on above	85	5	(26)	308	(14)
	(B) Items that will be reclassified to Profit and Loss	(1)	(2)	(2)	(5)	(5)
	<b>Total Other Comprehensive Income</b>	<b>84</b>	<b>3</b>	<b>(28)</b>	<b>303</b>	<b>(19)</b>
11	<b>Total Comprehensive Income (after Tax) (9+10)</b>	<b>2,303</b>	<b>1,177</b>	<b>2,357</b>	<b>7,474</b>	<b>5,371</b>
12	Paid-up Equity Share Capital (Face value of Re. 1/- each)	1,755	1,755	1,785	1,755	1,785
13	Other Equity excluding revaluation reserve	-	-	-	1,29,167	1,36,950
14	Earning per Share (Rs.) (* Not Annualised)					
	Basic & Diluted from Continuing Operations	1.27 *	0.67 *	1.34 *	4.07	3.04
	Basic & Diluted from Discontinuing Operations	(0.01) *	(0.00) *	(0.01) *	(0.02)	(0.02)
	Basic & Diluted from Continuing and Discontinuing Operations	1.25 *	0.67 *	1.33 *	4.05	3.02

**Notes to the financial results:**

- The above results have been reviewed by the Audit Committee and approved by the Board of Directors at their respective meeting held on 30<sup>th</sup> May, 2025. The statutory auditor has issued audit report with unmodified opinion on the above results.
- The Board of Directors at its meeting held on 29<sup>th</sup> June, 2020 has approved discontinuation of the operations of the Spinning Division of the Company in a phased manner. Management does not envisage any material financial impact on the Company's operations due to discontinuation of the above Unit. The same has been considered as discontinuing operations in the above results, as prescribed under Indian Accounting Standards (Ind As) 105 "Non-current Assets Held for Sale and Discontinued Operations". Results of discontinuing operations are as under:

S. No.	Particulars	QUARTER ENDED			YEAR ENDED	
		31.03.2025	31.12.2024	31.03.2024	31.03.2025	31.03.2024
		Audited	Unaudited	Audited	Audited	Audited
1	Total Revenue	-	-	2	-	2
2	Total Expenses	29	8	13	48	54
3	<b>Profit/(Loss) Before Exceptional Items (1-2)</b>	<b>(29)</b>	<b>(8)</b>	<b>(11)</b>	<b>(48)</b>	<b>(52)</b>
4	Exceptional Items	-	-	-	-	-
5	<b>Profit/(Loss) Before Tax (3-4)</b>	<b>(29)</b>	<b>(8)</b>	<b>(11)</b>	<b>(48)</b>	<b>(52)</b>
6	Tax Expenses	(7)	(2)	(2)	(12)	(13)
7	<b>Profit/(Loss) from Discontinuing Operations (5-6)</b>	<b>(22)</b>	<b>(6)</b>	<b>(9)</b>	<b>(36)</b>	<b>(39)</b>



3 The figures for the corresponding previous period/year have been rearranged/regrouped/reclassified wherever necessary, to make them comparable.


4 The figures for the quarter ended 31<sup>st</sup> March, 2025 and 31<sup>st</sup> March 2024 are the balancing figures between the audited figures of the full financial year and the published/restated year to date figures upto the third quarter of the respective financial year.

For and on Behalf of the Board



Dinesh D Paliwal  
Wholetime Director  
(DIN 00524064)

Date :- 30<sup>th</sup> May 2025  
Place:- Mumbai



# JAI CORP LIMITED


Regd. Office: A-3, MIDC Industrial Area, Nanded - 431603, Maharashtra

CIN: L17120MH1985PLC036500 . Phone : (022) 3521 5146

Website: www.jaicorpindia.com . e-mail for investors: cs2@jaicorpindia.com


## STANDALONE BALANCE SHEET AS AT 31<sup>ST</sup> MARCH , 2025

(Rs. in Lakh)		
Particulars	As at 31.03.2025 (Audited)	As at 31.03.2024 (Audited)
<b>I. ASSETS</b>		
<b>1 Non-current assets</b>		
(a) Property, plant and equipment	8,910	9,925
(b) Capital work-in-progress	25	82
(c) Investment property	1,855	1,895
(d) Intangible assets	-	1
(e) Financial assets		
(i) Investments	92,870	92,852
(ii) Loans	-	2
(iii) Others	419	375
(f) Non-current tax assets (net)	1,226	1,151
(g) Other non-current assets	6,081	6,079
<b>Total Non-Current assets</b>	<b>1,11,386</b>	<b>1,12,362</b>
<b>2 Current assets</b>		
(a) Inventories	5,692	6,386
(b) Financial assets		
(i) Investments	9,289	16,626
(ii) Trade receivables	5,440	4,903
(iii) Cash and Cash Equivalents	330	211
(iv) Bank Balances other than (iii) above	554	559
(v) Loans	2	4
(vi) Others	278	408
(c) Other current assets	727	1,000
(d) Assets classified as held for sale	804	313
<b>Total Current assets</b>	<b>23,116</b>	<b>30,410</b>
<b>TOTAL ASSETS</b>	<b>1,34,502</b>	<b>1,42,772</b>
<b>II. EQUITY AND LIABILITIES</b>		
<b>Equity</b>		
(a) Share capital	1,755	1,785
(b) Other equity	1,29,167	1,36,950
	<b>1,30,922</b>	<b>1,38,735</b>
<b>Liabilities</b>		
<b>1 Non-current liabilities</b>		
(a) Deferred tax liabilities (net)	1,467	1,611
	<b>1,467</b>	<b>1,611</b>
<b>2 Current liabilities</b>		
(a) Financial liabilities		
(i) Trade payables		
a) Total Outstanding dues of Micro and Small Enterprises	49	4
b) Others	169	629
(ii) Other financial liabilities	1,019	1,387
(b) Other current liabilities	747	255
(c) Provisions	129	151
	<b>2,113</b>	<b>2,426</b>
<b>TOTAL EQUITY AND LIABILITIES</b>	<b>1,34,502</b>	<b>1,42,772</b>



Date :- 30<sup>th</sup> May, 2025  
Place:- Mumbai

For and on Behalf of the Board

  
Dinesh D Paliwal  
Wholetime Director  
(DIN 00524064)



**JAI CORP LIMITED**

Regd. Office: A-3, MIDC Industrial Area, Nanded - 431603, Maharashtra

CIN: L17120MH1985PLC036500 . Phone : (022) 3521 5146

Website: www.jaicorpindia.com . e-mail for investors: cs2@jaicorpindia.com

**AUDITED STANDALONE CASH FLOW STATEMENT FOR THE YEAR ENDED 31<sup>ST</sup> MARCH, 2025**

(Rs. In Lakh)


Particulars	For the year ended 31 <sup>st</sup> March 2025	For the year ended 31 <sup>st</sup> March 2024
<b>A. CASH FLOW FROM OPERATING ACTIVITIES</b>		
Net Profit before tax as per Statement of Profit and Loss (Continuing Operations)	8,632	7,120
Net Profit / (Loss) before tax from Discontinuing Operations	(48)	(52)
<b>Adjusted for :</b>		
Depreciation and Amortization Expense	744	842
Net (gain)/loss on foreign currency transaction	4	(4)
Sundry Balances Written Off/ (Written Back) (Net)	5	(52)
Bad Debts	2	-
(Profit)/Loss on sale/discarding of PPE ( Net )	(1,554)	(1,004)
Gains on sales of Investments (Net)	(570)	(489)
Finance Costs	16	14
Interest Income	(38)	(39)
Dividend Income	(900)	-
Fair value changes (net) on financial assets classified as fair value through profit and loss	(489)	(535)
Fair valuation of Rental Deposit	1	1
Fair valuation of Employees Loan	1	1
	<b>(2,778)</b>	<b>(1,265)</b>
<b>Operating Profit before Working Capital Changes</b>	<b>5,806</b>	<b>5,803</b>
<b>Adjusted for :</b>		
Trade & Other Receivables	(439)	207
Inventories	694	(290)
Trade and Other Payables	(305)	649
Cash generated from operations	<b>5,756</b>	<b>6,369</b>
Direct taxes paid (Net)	(1,415)	(1,764)
<b>Net Cash From Operating Activities</b>	<b>4,341</b>	<b>4,605</b>
<b>B. CASH FLOW FROM INVESTING ACTIVITIES</b>		
Purchase of PPE	(269)	(154)
Sale of PPE	1,747	1,187
Purchase of Investments including share application money		
- Subsidiaries	(277)	(258)
- Others	(34,980)	(30,499)
Reduction / Sale of investments		
- Subsidiaries	128	441
- Others	43,793	25,552
Interest Income	37	37
Dividend Income	900	-
<b>Net Cash From Investing Activities</b>	<b>11,079</b>	<b>(3,694)</b>
<b>C. CASH FLOW FROM FINANCING ACTIVITIES</b>		
Fixed Deposits/Margin Money with Banks and Government Authorities (Net)	(1)	(1)
Buyback of Equity Shares including transaction cost	(14,392)	-
Finance Costs Paid	(16)	(14)
Dividend Paid	(892)	(892)
<b>Net Cash (used in) Financing Activities</b>	<b>(15,301)</b>	<b>(907)</b>
<b>Net Decrease in Cash and Cash Equivalents (A+B+C)</b>	<b>119</b>	<b>4</b>
Opening Balance of Cash and Cash Equivalents	211	207
Balance of Cash and Cash Equivalents	330	211
<b>Closing balance of Cash and Cash Equivalents</b>	<b>330</b>	<b>211</b>
Components of Cash and Cash Equivalents:		
Balances with Banks in Current Accounts	330	211
Less: Working Capital Loan from Bank repayable on Demand	-	-

For and on behalf of the Board of Directors

Date :- 30<sup>th</sup> May, 2025  
Place : Mumbai



Dinesh D Paliwal  
Wholetime Director  
(DIN 00524064)



**JAI CORP LIMITED**

Regd. Office: A-3, MIDC Industrial Area, Nanded - 431603, Maharashtra

CIN: L17120MH1985PLC036500 . Phone : (022) 3521 5146

Website: www.jaicorpindia.com . e-mail for Investors: cs2@jaicorpindia.com

**STANDALONE SEGMENTWISE REVENUE, RESULTS AND SEGMENT INFORMATION FOR THE QUARTER AND YEAR ENDED 31<sup>ST</sup> MARCH, 2025**

(Rs. in Lakh)

Particulars	QUARTER ENDED			YEAR ENDED	
	31.03.2025	31.12.2024	31.03.2024	31.03.2025	31.03.2024
	Audited	Unaudited	Audited	Audited	Audited
<b>1 SEGMENT REVENUE</b>					
Steel	-	4	6	30	26
Plastic Processing	13,260	12,557	12,183	51,165	45,758
Spinning *	-	-	-	-	-
<b>Total Segment Revenue</b>	<b>13,260</b>	<b>12,561</b>	<b>12,189</b>	<b>51,195</b>	<b>45,784</b>
Less: Inter Segment Revenue	-	-	-	-	-
<b>Net Sales/Income from Operations</b>	<b>13,260</b>	<b>12,561</b>	<b>12,189</b>	<b>51,195</b>	<b>45,784</b>
<b>2 SEGMENT RESULTS</b>					
Steel	(39)	(38)	77	(120)	(5)
Plastic Processing	1,758	1,630	2,809	6,598	6,527
Spinning *	(28)	(9)	(11)	(48)	(52)
<b>Total Segment Results (Before interest and Tax)</b>	<b>1,691</b>	<b>1,583</b>	<b>2,875</b>	<b>6,430</b>	<b>6,470</b>
Less: Finance Cost	4	4	4	16	14
Add: Other unallocable Expenditure net off unallocable income	838	(70)	126	2,171	613
<b>Total Profit / (Loss) before tax</b>	<b>2,525</b>	<b>1,509</b>	<b>2,997</b>	<b>8,585</b>	<b>7,069</b>
<b>3 SEGMENT ASSETS</b>					
Steel	948	849	929	948	929
Plastic Processing	21,138	20,178	21,909	21,138	21,909
Spinning *	159	199	226	159	226
Unallocated	1,12,257	1,11,941	1,19,708	1,12,257	1,19,708
<b>Total Segment Assets</b>	<b>1,34,502</b>	<b>1,33,167</b>	<b>1,42,772</b>	<b>1,34,502</b>	<b>1,42,772</b>
<b>SEGMENT LIABILITIES</b>					
Steel	194	147	64	194	64
Plastic Processing	1,744	1,468	2,127	1,744	2,127
Spinning *	13	3	3	13	3
Unallocated	1,629	2,928	1,843	1,629	1,843
<b>Total Segment Liabilities</b>	<b>3,580</b>	<b>4,546</b>	<b>4,037</b>	<b>3,580</b>	<b>4,037</b>

\* Considered as Discontinuing Operations

**Notes to Standalone Segment Information:**


As per Indian Accounting Standard 108 'Operating Segment' (Ind-AS 108) the Company has reported "Segment Information" , as described below:-

- The **Steel** Segment includes production, processing and trading of Galvanised steel product.
- The **Plastic Processing** Segment includes production of Woven Sacks/Fabric, Jumbo Bags, Staple Fibre and Geotextiles.
- The **Spinning** Segment includes sales of Spun Yarn.
- Other Investments/Assets and Income from the same are considered under "**Un-allocable**".
- Figures in respect of the corresponding previous period/year have been rearranged / regrouped wherever necessary to make them comparable.


For and on Behalf of the Board



Dinesh D Paliwal  
Wholetime Director  
(DIN 00524064)



Date :- 30<sup>th</sup> May, 2025  
Place:- Mumbai



**Independent Auditor's Report on the Audit of Annual Standalone Financial Results of Jai Corp Limited ("the Company") pursuant to the requirement of Regulation 33 of the SEBI (Listing Obligations and Disclosure Requirements) Regulations, 2015, as amended**

**To The Board of Directors  
Jai Corp Limited**

We have audited Standalone Financial Results for the year ended 31<sup>st</sup> March, 2025 included in the accompanying "Statement of Standalone Financial Results for the Quarter and Year Ended 31<sup>st</sup> March, 2025 (refer 'Other Matter' section below) of Jai Corp Limited ("the Company"), which includes joint operations (the "Statement"), being submitted by the Company pursuant to the requirements of Regulations 33 of the SEBI (Listing Obligations and Disclosure Requirements) Regulations, 2015, as amended ("the LODR Regulations").

In our opinion and to the best of our information and according to the explanations given to us, the Standalone Financial Results for the year ended 31<sup>st</sup> March, 2025:

- i. are presented in accordance with the requirements of Regulation 33 of the Listing Regulations in this regard; and
- ii. gives a true and fair view in conformity with the recognition and measurement principles laid down in the applicable accounting standards and other accounting principles generally accepted in India of the net profit and total comprehensive income and other financial information of the Company for the year then ended.

**Basis for Opinion**

We conducted our audit in accordance with the Standards on Auditing (SAs) specified under section 143(10) of the Companies Act, 2013 (the Act). Our responsibilities under those Standards are further described in the Auditor's Responsibilities for the Audit of the Standalone Financial Results section of our report. We are independent of the Company in accordance with the Code of Ethics issued by the Institute of Chartered Accountants of India together with the ethical requirements that are relevant to our audit of the Statement under the provisions of the Companies Act, 2013 and the Rules thereunder, and we have fulfilled our other ethical responsibilities in accordance with these requirements and the Code of Ethics. We believe that the audit evidence we have obtained is sufficient and appropriate to provide a basis for our opinion.



### **Responsibilities of the Management and Board of Directors for the Statement**

This Statement which includes the Standalone Financial Results is the responsibility of the Company's Board of Directors and has been approved by them for issuance. The Standalone Financial Results for the year ended 31<sup>st</sup> March, 2025 has been compiled from the related audited standalone financial statements. This responsibility includes the preparation and presentation of the Standalone Financial Results for the quarter and year ended 31<sup>st</sup> March, 2025 that give a true and fair view of the net profit and other comprehensive income/(loss) and other financial information of the Company in accordance with the recognition and measurement principles laid down in the Indian Accounting Standards prescribed under Section 133 of the Act read with relevant rules issued thereunder and other accounting principles generally accepted in India and in compliance with Regulations 33 of the LODR Regulations. This responsibility also includes maintenance of adequate accounting records in accordance with the provisions of the Act for safeguarding the assets of the Company and for preventing and detecting frauds and other irregularities; selection and application of appropriate accounting policies; making judgments and estimates that are reasonable and prudent; and the design, implementation and maintenance of adequate internal financial controls that were operating effectively for ensuring the accuracy and completeness of the accounting records, relevant to the preparation and presentation of the Statement that give a true and fair view and is free from material misstatement, whether due to fraud or error.

In preparing the Statement, the Board of Directors are responsible for assessing the Company's ability to continue as a going concern, disclosing, as applicable, matters related to going concern and using the going concern basis of accounting unless the Board of Directors either intends to liquidate the Company or to cease operations, or has no realistic alternative but to do so.

The Board of Directors are also responsible for overseeing the Company's financial reporting process.

### **Auditor's Responsibilities for the Audit of the Standalone Financial Results**

Our objectives are to obtain reasonable assurance about whether the Standalone Financial Results for the year ended 31<sup>st</sup> March, 2025 as a whole are free from material misstatement, whether due to fraud or error, and to issue an auditor's report that includes our opinion. Reasonable assurance is a high level of assurance but is not a guarantee that an audit conducted in accordance with SAs will always detect a material misstatement when it exists. Misstatements can arise from fraud or error and are considered material if, individually or in the aggregate, they could reasonably be expected to influence the economic decisions of users taken on the basis of this Annual Standalone Financial Results.



As part of an audit in accordance with SAs, we exercise professional judgment and maintain professional scepticism throughout the audit. We also:

- Identify and assess the risks of material misstatement of the Statement, whether due to fraud or error, design and perform audit procedures responsive to those risks, and obtain audit evidence that is sufficient and appropriate to provide a basis for our opinion. The risk of not detecting a material misstatement resulting from fraud is higher than for one resulting from error, as fraud may involve collusion, forgery, intentional omissions, misrepresentations, or the override of internal control.
- Obtain an understanding of internal control relevant to the audit in order to design audit procedures that are appropriate in the circumstances, but not for the purpose of expressing an opinion on the effectiveness of the Company's Internal Control.
- Evaluate the appropriateness of accounting policies used and the reasonableness of accounting estimates and related disclosures made by the Board of Directors.
- Evaluate the appropriateness and reasonableness of disclosures made by the Board of Directors in terms of the requirements specified under Regulation 33 of the Listing Regulations.
- Conclude on the appropriateness of the Board of Directors' use of the going concern basis of accounting and, based on the audit evidence obtained, whether a material uncertainty exists related to events or conditions that may cast significant doubt on the Company's ability to continue as a going concern. If we conclude that a material uncertainty exists, we are required to draw attention in our auditor's report to the related disclosures in the Statement or, if such disclosures are inadequate, to modify our opinion. Our conclusions are based on the audit evidence obtained up to the date of our auditor's report. However, future events or conditions may cause the Company to cease to continue as a going concern.
- Evaluate the overall presentation, structure and content of the Statement, including the disclosures, and whether the Statement represent the underlying transactions and events in a manner that achieves fair presentation.

Materiality is the magnitude of misstatements in the Annual Standalone Financial Results that, individually or in aggregate, makes it probable that the economic decisions of a reasonably knowledgeable user of the Annual Financial Results may be influenced. We consider quantitative materiality and qualitative factors (i) in planning the scope of our audit work and in evaluating the results of our work; and (ii) to evaluate the effect of any identified misstatements in the Annual Financial Results.

We communicate with those charged with governance regarding, among other matters, the planned scope and timing of the audit and significant audit findings, including any significant deficiencies in internal control that we identify during our audit.



We also provide those charged with governance with a statement that we have complied with relevant ethical requirements regarding independence, and to communicate with them all relationships and other matters that may reasonably be thought to bear on our independence, and where applicable, related safeguards.

**Other Matter**

The Statement includes the results for the quarter ended 31<sup>st</sup> March, 2025 being the balancing figure between audited figures in respect of the full financial year and the published year to date figures up to the third quarter of the current financial year which were subject to limited review by us, as required under the LODR Regulations. Our opinion on the Audit of the Standalone Financial Results for the year ended 31<sup>st</sup> March, 2025 is not modified in respect of this matter.

**For Chaturvedi & Shah LLP**  
Chartered Accountants  
Registration No. 101720W/W100355



Lalit R. Mhalsekar  
Partner  
Membership No. 103418  
UDIN: 25103418BMJENH7868



**Place:** Mumbai  
**Date:** 30<sup>th</sup> May, 2025

**JAI CORP LIMITED**


Regd. Office: A-3, MIDC Industrial Area, Nanded - 431603, Maharashtra

CIN: L17120MH1985PLC036500 . Phone : (022) 3521 5146

Website: www.jaicorpindia.com . e-mail for investors: cs2@jaicorpindia.com

**STATEMENT OF AUDITED CONSOLIDATED FINANCIAL RESULTS FOR THE QUARTER AND YEAR ENDED 31ST MARCH, 2025**

		(Rs. in Lakh except per share data)				
S. No.	Particulars	QUARTER ENDED			YEAR ENDED	
		31.03.2025	31.12.2024	31.03.2024	31.03.2025	31.03.2024
		Audited	Unaudited	Audited	Audited	Audited
1	<b>Income</b>					
	(a) Revenue from Operations	13,537	12,604	12,274	51,770	46,306
	(b) Other Income	1,961	670	1,698	4,184	3,669
	<b>Total Income</b>	<b>15,498</b>	<b>13,274</b>	<b>13,972</b>	<b>55,954</b>	<b>49,975</b>
2	<b>Expenses</b>					
	(a) Cost of Materials Consumed	9,518	9,037	8,431	35,600	32,082
	(b) Purchases of Stock-in-Trade	54	13	-	100	94
	(c) Changes in Inventories of Finished Goods, Work-in-Progress and Stock-in-Trade	(312)	(260)	(394)	578	12
	(d) Employee Benefits Expense	1,038	990	977	3,822	3,991
	(e) Finance costs	6	5	5	21	18
	(f) Depreciation and Amortisation expenses	283	283	288	1,129	1,222
	(g) Other Expenses	2,217	1,588	1,554	6,406	5,191
	<b>Total Expenses</b>	<b>12,804</b>	<b>11,656</b>	<b>10,861</b>	<b>47,656</b>	<b>42,610</b>
	<b>Profit / (Loss) before exceptional items and tax from Continuing Operations (1-2)</b>	<b>2,694</b>	<b>1,618</b>	<b>3,111</b>	<b>8,298</b>	<b>7,365</b>
4	Share of Profit/(loss) in associates	(1)	(2)	(125)	(12)	(173)
	<b>Profit / (Loss) before exceptional items and tax from Continuing Operations (3+4)</b>	<b>2,693</b>	<b>1,616</b>	<b>2,986</b>	<b>8,286</b>	<b>7,192</b>
6	Exceptional Items	-	-	-	-	-
7	<b>Profit / (Loss) before tax from Continuing Operations(5-6)</b>	<b>2,693</b>	<b>1,616</b>	<b>2,986</b>	<b>8,286</b>	<b>7,192</b>
8	<b>Tax Expenses</b>					
	(a) Current Tax	328	387	609	1,831	1,764
	(b) Deferred Tax	11	20	21	(93)	142
	(c) Income Tax of earlier years	6	(34)	-	(135)	(1)
9	<b>Profit / (Loss) for the period/year from Continuing Operations (7-8)</b>	<b>2,348</b>	<b>1,243</b>	<b>2,356</b>	<b>6,683</b>	<b>5,287</b>
10	<b>Discontinuing Operations (Refer Note No. 5)</b>					
	Profit/(Loss) before tax from Discontinuing Operations	(28)	(9)	(11)	(48)	(52)
	Tax Expenses of Discontinuing Operations	(7)	(2)	(2)	(12)	(13)
	<b>Profit/(Loss) for the period/year from Discontinuing Operations'</b>	<b>(21)</b>	<b>(7)</b>	<b>(9)</b>	<b>(36)</b>	<b>(39)</b>
11	<b>Profit / (Loss) for the period/year (9+10)</b>	<b>2,327</b>	<b>1,236</b>	<b>2,347</b>	<b>6,647</b>	<b>5,248</b>
12	<b>Other Comprehensive Income (OCI)</b>					
	(A) (i) Items that will not be reclassified to Profit and Loss:					
	(ii) Income tax effect on above	51	(20)	(54)	(91)	(145)
	(B) (i) Items that will be reclassified to Profit and Loss	(42)	134	(7)	88	(25)
	(ii) Income tax on above	-	-	-	-	-
	(C) Share of Other Comprehensive Income in associates	-	-	-	(3)	7
	<b>Total Other Comprehensive Income</b>	<b>(272)</b>	<b>249</b>	<b>391</b>	<b>571</b>	<b>1,074</b>
13	<b>Total Comprehensive Income (after Tax) (11+12)</b>	<b>2,055</b>	<b>1,485</b>	<b>2,738</b>	<b>7,218</b>	<b>6,322</b>
14	<b>Net Profit / (Loss) attributable to:</b>					
	Owners of the Company	2,325	1,239	2,342	6,655	5,253
	Non-controlling interest	2	(3)	5	(8)	(5)
15	<b>Other Comprehensive Income attributable to:</b>					
	Owners of the Company	(272)	249	390	571	1,074
	Non-controlling interest	-0	-	1	(0)	(0)
16	<b>Total Comprehensive Income attributable to:</b>					
	Owners of the Company	2,053	1,488	2,732	7,226	6,327
	Non-controlling interest	2	(3)	6	(8)	(5)
17	Paid-up Equity Share Capital (Face value of Re. 1/- each)	1,755	1,755	1,785	1,755	1,785
18	Other Equity excluding revaluation reserve				1,38,800	1,46,829
19	<b>Earning per Share (Rs.) (* Not Annualised)</b>					
	Basic & Diluted from Continuing Operations	1.33 *	0.70 *	1.32 *	3.78	2.96
	Basic & Diluted from Discontinuing Operations	(0.01) *	(0.00) *	(0.01) *	(0.02)	(0.02)
	Basic & Diluted from Continuing and Discontinuing Operations	1.31 *	0.70 *	1.31 *	3.76	2.94



**Notes to the financial results:**

- 1 The above results have been reviewed by the Audit Committee and approved by the Board of Directors at their respective meeting held on 30<sup>th</sup> May, 2025.
- 2 The consolidated financial results for the year ended 31<sup>st</sup> March, 2025 does not include quarterly financial results / financial information , in respect of one of the associate companies, Urban Infrastructure Holding Private Limited, whose quarterly financial results / financial information for the year ended 31<sup>st</sup> March, 2025 is not available with the Company. The same has been qualified by the Auditors in their report on the consolidated results.
- 3 Interest accrued and due of Rs. 2147 Lakh on Inter corporate deposits , given by one of the subsidiaries of the Company in earlier years, which are overdue for substantial period of time and in respect of which the subsidiary has initiated legal proceedings. Management of the subsidiary company is of the view that the above receivables are good for recovery in view of value of the assets of the parties and commitment from the promoter of those parties and hence no provision for impairment is required against the above receivables. The subsidiary company continues its efforts to recover these receivables. The same has been qualified by the Auditors in their report on the consolidated results. This qualification is coming from earlier years.
- 4 The Board of Directors at its meeting held on 29<sup>th</sup> June, 2020 has approved discontinuation of the operations of the Spinning Division of the Group in a phased manner. Management does not envisage any material financial impact on the Group's operations due to discontinuation of the above Unit. The same has been considered as discontinuing operations in the above results, as prescribed under Indian Accounting Standards (Ind As) 105 "Non-current Assets Held for Sale and Discontinuing Operations". Results of discontinuing operations are as under:


S. No.	Particulars	QUARTER ENDED			YEAR ENDED	
		31.03.2025	31.12.2024	31.03.2024	31.03.2025	31.03.2024
		Audited	Unaudited	Audited	Audited	Audited
1	Total Revenue	-	-	2	-	2
2	Total Expenses	29	8	13	48	54
3	Profit/(Loss) Before Exceptional Items (1-2)	(29)	(8)	(11)	(48)	(52)
4	Exceptional Items	-	-	-	-	-
5	Profit/(Loss) Before Tax (3-4)	(29)	(8)	(11)	(48)	(52)
6	Tax Expenses	(7)	(2)	(2)	(12)	(13)
7	Profit/(Loss) from Discontinuing Operations (5-6)	(22)	(6)	(9)	(36)	(39)

- 5 The figures for the corresponding previous period/year have been rearranged/regrouped/reclassified wherever necessary, to make them comparable.
- 6 The figures for the quarter ended: 31<sup>st</sup> March, 2025 and 31<sup>st</sup> March 2024 are the balancing figures between the audited figures of the full financial year and the published/restated year to date figures upto the third quarter of the respective financial year.

For and on Behalf of the Board

  
Dinesh D Paliwal  
Wholtime Director  
(DIN 00524064)

Date :- 30<sup>th</sup> May, 2025  
Place :- Mumbai



# JAI CORP LIMITED

Regd. Office: A-3, MIDC Industrial Area, Nanded - 431603, Maharashtra  
CIN: L17120MH1985PLC036500 . Phone : (022) 3521 5146  
Website: www.jaicorpindia.com . e-mail for investors: cs2@jaicorpindia.com

## CONSOLIDATED BALANCE SHEET AS AT 31<sup>ST</sup> MARCH, 2025

Particulars	( Rs. in Lakh)	
	As at 31 <sup>st</sup> March 2025 Audited	As at 31 <sup>st</sup> March 2024 Audited
<b>I. ASSETS</b>		
<b>1 Non-current assets</b>		
(a) Property, plant and equipment	8,949	9,981
(b) Capital work-in-progress	25	93
(c) Investment properties	10,254	10,451
(d) Goodwill on consolidation	856	856
(e) Intangible assets	-	1
(f) Financial assets		
(i) Investments		
Investments - Associates	34,518	34,533
Investments - Others	30,211	30,270
(ii) Loans	-	2
(iii) Other non-current financial assets	419	376
(g) Deferred tax assets (Net)	2,015	2,018
(h) Non-current tax assets (Net)	2,764	2,740
(i) Other non-current assets	6,359	6,358
	<b>96,370</b>	<b>97,679</b>
<b>2 Current assets</b>		
(a) Inventories	20,644	21,464
(b) Financial assets		
(i) Investments	16,243	23,402
(ii) Trade receivables	5,549	4,915
(iii) Cash and Cash Equivalents	426	338
(iv) Bank Balances other than (iii) above	554	559
(v) Loans	2,155	2,286
(vi) Other current financial assets	347	477
(c) Other current assets	3,619	3,911
(d) Assets classified as held for sale	804	313
	<b>50,341</b>	<b>57,665</b>
<b>TOTAL ASSETS</b>	<b>1,46,711</b>	<b>1,55,344</b>
<b>II. EQUITY AND LIABILITIES</b>		
<b>Equity</b>		
(a) Equity share capital	1,755	1,785
(b) Other equity	1,38,800	1,46,829
<b>Total Equity attributable to equity holders of the Company</b>	<b>1,40,555</b>	<b>1,48,615</b>
Non-controlling interest	1,888	2,110
	<b>1,42,443</b>	<b>1,50,724</b>
<b>Liabilities</b>		
<b>1 Non-current liabilities</b>		
(a) Financial liabilities		
(i) Lease Liability	-	-
(ii) Other financial liabilities	36	13
(b) Provisions	1	1
(c) Deferred tax liabilities (Net)	1,777	1,800
(d) Other Non-current liabilities	1	-
	<b>1,815</b>	<b>1,814</b>
<b>2 Current liabilities</b>		
(a) Financial liabilities		
(i) Borrowings	-	-
(ii) Lease Liability	-	-
(iii) Trade payables	-	-
(a) Total Outstanding dues of Micro and Small Enterprises	49	4
(b) Others	201	666
(iv) Other financial liabilities	1,151	1,538
(b) Other current liabilities	918	445
(c) Provisions	131	153
(d) Current tax liabilities (Net)	3	-
	<b>2,453</b>	<b>2,806</b>
<b>TOTAL EQUITY AND LIABILITIES</b>	<b>1,46,711</b>	<b>1,55,344</b>

Date :- 30<sup>th</sup> May, 2025  
Place:- Mumbai



For and on Behalf of the Board

  
Dinesh D Paliwal  
Wholtime Director  
(DIN 00524064)



## JAI CORP LIMITED

Regd. Office: A-3, MIDC Industrial Area, Nanded - 431603, Maharashtra

CIN: L17120MH1985PLC036500 . Phone : (022) 3521 5146

Website: www.jaicorpindia.com . e-mail for investors: cs2@jaicorpindia.com

### CONSOLIDATED CASH FLOW STATEMENT FOR THE YEAR ENDED 31<sup>ST</sup> MARCH, 2025


(Rs.in Lakh)

Particulars	For the year ended 31 <sup>st</sup> March 2025 (Audited)	For the year ended 31 <sup>st</sup> March 2024 (Audited)
<b>A. CASH FLOW FROM OPERATING ACTIVITIES</b>		
Net Profit before tax as per Statement of Profit and Loss (Continuing Operations)	8,285	7,192
Net Profit / (Loss) before tax from Discontinuing Operations	(48)	(52)
<b>Adjusted for :</b>		
Depreciation and Amotisation Expense	1,136	1,229
Share of (Profit)/Loss in Associates	12	173
Net Profit on foreign currency transaction and translation*	(130)	(141)
Profit on sale of Investments ( Net )	(608)	(518)
(Profit)/Loss on sale/discarding of PPE ( Net )	(1,557)	(982)
Fair value changes (Net) on financial assets classified as fair value through profit and loss	(748)	(659)
Finance Costs	21	18
Sundry Balances Written Back (Net)	5	(54)
Prov. For Doubtful Advances	-	-
Interest Income	(344)	(368)
Dividend Income	(13)	(11)
Fair valuation of Rental Deposit	1	1.00
Fair valuation of Employees Loan	1	1
	<u>(2,222)</u>	<u>(1,311)</u>
<b>Operating Profit before Working Capital Changes</b>	<b>6,015</b>	<b>5,829</b>
<b>Adjusted for :</b>		
Trade & Other Receivables	(485)	862
Inventories	820	(365)
Trade and Other Payables	(357)	(340)
<b>Cash generated from operations</b>	<b>5,993</b>	<b>5,986</b>
Direct taxes paid (Net)	(1,495)	(1,886)
<b>Net Cash From Operating Activities</b>	<b>4,498</b>	<b>4,100</b>
<b>B. CASH FLOW FROM INVESTING ACTIVITIES</b>		
Purchase of PPE	(280)	(168)
Sale of PPE	1,778	1,186
Purchase of Investments	(37,090)	(36,954)
Sale of Investments	46,215	31,584
Movement in Loans (Net)	129	977
Interest Income	339	364
Dividend Income	13	11
<b>Net Cash From/(Used in) Investing Activities</b>	<b>11,104</b>	<b>(3,000)</b>
<b>C. CASH FLOW FROM FINANCING ACTIVITIES</b>		
Repayment to Non-Controlling Interest	(213)	(207)
Fixed Deposits/Margin Money with Banks and Government Authorities (Net)	(1)	(1)
Finance costs paid	(16)	(18)
Buyback of Equity Shares including transection cost	(14,392)	-
Dividend Paid	(892)	(892)
<b>Net Cash (used in) Financing Activities</b>	<b>(15,514)</b>	<b>(1,118)</b>
<b>Net Decrease in Cash and Cash Equivalents (A+B+C)</b>	<b>88</b>	<b>(18)</b>
<b>Opening Balance of Cash and Cash Equivalents</b>	<b>338</b>	<b>356</b>
Effect of exchange rate on Cash and Cash Equivalents	-	-
Balance of Cash and Cash Equivalents	426	338
<b>Closing balance of Cash and Cash Equivalents</b>	<b>426</b>	<b>338</b>
Components of Cash and Cash Equivalents:		
Balances with Banks in Current Accounts	426	338
Less: Working Capital Loan from Bank repayable on Demand	-	-

\* includes on account of translation of foreign subsidiary.

For and on behalf of the Board of Directors

Date :- 30<sup>th</sup> May, 2025  
Place:- Mumbai



Dinesh D. Paliwal  
Wholetime Director  
(DIN: 00524064)



**JAI CORP LIMITED**

Regd. Office: A-3, MIDC Industrial Area, Nanded - 431603, Maharashtra

CIN: L17120MH1985PLC036500 . Phone : (022) 3521 5146

Website: www.jaicorpindia.com . e-mail for investors: cs2@jaicorpindia.com

**CONSOLIDATED SEGMENTWISE REVENUE, RESULTS AND SEGMENT INFORMATION FOR THE QUARTER AND YEAR ENDED 31ST MARCH, 2025**

Particulars	(Rs. in Lakh)				
	QUARTER ENDED			YEAR ENDED	
	31.03.2025	31.12.2024	31.03.2024	31.03.2025	31.03.2024
	Audited	Unaudited	Audited	Audited	Audited
<b>1 SEGMENT REVENUE</b>					
Steel	-	4	6	30	26
Plastic Processing	13,259	12,557	12,182	51,165	45,758
Spinning*	-	-	-	-	-
Real Estate	278	43	85	575	522
Others	-	-	-	-	-
<b>Total Segment Revenue</b>	<b>13,537</b>	<b>12,604</b>	<b>12,273</b>	<b>51,770</b>	<b>46,306</b>
Less: Inter Segment Revenue	-	-	-	-	-
<b>Net Sales/Income from Operations</b>	<b>13,537</b>	<b>12,604</b>	<b>12,273</b>	<b>51,770</b>	<b>46,306</b>
<b>2 SEGMENT RESULTS</b>					
Steel	(39)	(38)	77	(120)	(5)
Plastic Processing	1,758	1,630	2,809	6,598	6,527
Spinning*	(28)	(9)	(11)	(48)	(52)
Real Estate	(53)	(20)	(15)	(20)	138
Others	197	120	119	590	111
<b>Total Segment Results (Before interest and Tax)</b>	<b>1,835</b>	<b>1,683</b>	<b>2,979</b>	<b>7,000</b>	<b>6,718</b>
Less: Finance Cost	6	5	5	21	18
Add: Other unallocable expenditure net off unallocable income	837	(69)	126	1,271	613
Add:- Share of Profit / (loss) in associates	(1)	(2)	(125)	(12)	(173)
<b>Total Profit / (Loss) before tax</b>	<b>2,665</b>	<b>1,607</b>	<b>2,975</b>	<b>8,238</b>	<b>7,140</b>
<b>3 SEGMENT ASSETS</b>					
Steel	948	849	929	948	929
Plastic Processing	21,138	20,178	21,909	21,138	21,909
Spinning*	159	199	226	159	226
Real Estate	38,579	38,576	38,647	38,579	38,647
Others	12,185	12,373	12,322	12,185	12,322
Unallocated	73,702	73,551	81,311	73,702	81,311
<b>Total Segment Assets</b>	<b>1,46,711</b>	<b>1,45,726</b>	<b>1,55,344</b>	<b>1,46,711</b>	<b>1,55,344</b>
<b>SEGMENT LIABILITIES</b>					
Steel	194	147	64	194	64
Plastic Processing	1,744	1,468	2,127	1,744	2,127
Spinning*	13	3	3	13	3
Real Estate	2,248	2,314	2,497	2,248	2,497
Others	328	361	196	328	196
Unallocated	1,629	2,928	1,843	1,629	1,843
<b>Total Segment Liabilities</b>	<b>6,156</b>	<b>7,221</b>	<b>6,730</b>	<b>6,156</b>	<b>6,730</b>

\* Considered as Discontinuing Operations

**Notes to Consolidated Segment Information:**

1 As per Indian Accounting Standard 108 'Operating Segment' (Ind-AS 108) the Company has reported "Segment Information", as described below:-

- The **Steel** Segment includes production, processing and trading of Galvanised steel product.
- The **Plastic Processing** Segment includes production of Woven Sacks/Fabric, Jumbo Bags, Staple Fibre and Geotextiles.
- The **Spinning** Segment includes sales of Spun Yarn.
- The Real Estate Segment includes development of Land and Buildings.
- The business segment not separately reportable have been grouped under "Others" segment.
- Other Investments/Assets and Income from the same are considered under "Un-allocable".

2 Figures in respect of the previous year have been rearranged / regrouped wherever necessary to make them comparable.



For and on Behalf of the Board

Dinesh D Paliwal  
Wholetime Director  
(DIN 00524064)



Date :- 30<sup>th</sup> May, 2025  
Place:- Mumbai

**Independent Auditor's Report on the Audit of Annual Consolidated Financial Results of Jai Corp Limited ("the Parent") pursuant to the requirements to the Regulation 33 of the SEBI (Listing Obligations and Disclosure Requirements) Regulations, 2015, as amended**

**To the Board of Directors of  
Jai Corp Limited**

**Qualified Opinion**

We have audited Consolidated Financial Results for the year ended 31<sup>st</sup> March, 2025 included in the accompanying "Statement of Consolidated Financial Results for the Quarter and Year ended 31<sup>st</sup> March, 2025 (refer Paragraph (ii) of 'Other Matters' section below) of **Jai Corp Limited** ("the Parent") and its subsidiaries (the Parent and its subsidiaries together referred to as "the Group"), and its share of the net profit/loss after tax and other comprehensive income/loss of its associates for the year ended 31<sup>st</sup> March, 2025 (the "Statement"), being submitted by the Parent pursuant to the requirement of Regulation 33 of the SEBI (Listing Obligations and Disclosure Requirements) Regulations, 2015, as amended ("Listing Regulations").

In our opinion and to the best of our information and according to the explanations given to us, *except for the effects of the matters described in the Basis for Qualified Opinion section of our report* and based on the consideration of the reports of the other auditors on standalone/ consolidated financial statements / financial results / financial information of subsidiaries and associates referred to in Other Matters section below, the Consolidated Financial Results for the Year ended 31<sup>st</sup> March, 2025:

- i. Includes the results of the entities as given below: -

**List of Subsidiaries:**

Ashoka Realty and Developers Limited, Belle Terre Realty Limited, Ekdant Realty and Developers Limited, Hari Darshan Realty Limited, Hill Rock Construction Limited, Hind Agri Properties Limited, Iconic Realtors Limited, Jailaxmi Realty and Developers Limited, Krupa Land Limited, Krupa Realtors Limited, Multifaced Impex Limited, Novelty Realty and Developers Limited, Oasis Holding FZC, Rainbow Infraprojects Limited, Swar Land Developers Limited, Swastik Land Developers Limited, Urban Infrastructures Venture Capital Limited, Vasant Bahar Realty Limited, Welldone Real Estate Limited, Yug Developers Limited and Jai Corp Welfare Foundation.



**List of Associates:**

Searock Developers FZC and Urban Infrastructure Holding Private Limited.

- ii. is presented in accordance with the requirements of Regulation 33 of the Listing Regulations, as amended; and
- iii. gives a true and fair view, in conformity with the recognition and measurement principles laid down in the applicable Indian Accounting Standards and other accounting principles generally accepted in India of the consolidated net profit and other comprehensive income and other financial information of the Group for the year then ended.

**Basis for Qualified Opinion**

- (i) *We draw attention to Note No. 2 to the Consolidated Financial Results ('the Statement') which does not include financial result/financial information for one Associate company i.e. Urban Infrastructure Holdings Private Limited, whose financial result/financial information is not available with the management for the year ended 31<sup>st</sup> March, 2025*
- (ii) *We Draw attention to Note No 3 to the consolidated financial results regarding Interest accrued and due on Intercorporate deposits given by one of the Company's Subsidiary in earlier years, aggregating to Rs. 2,147 Lakh, which is overdue for substantial period of time, where subsidiary of the company has initiated legal proceedings against the said recoverable and Management of that Subsidiary have Considered the said amount as good for recovery and no provisions for impairment is required against the said receivables, for the reasons stated therein. The matter described above has uncertainties related to the outcome of the legal proceedings and therefore Auditors of the Subsidiary Company are unable to express an opinion on the ability of the Subsidiary Company to recover the outstanding amount and possible impacts on the financial results of the Subsidiary Company and Consolidated Financial Results of the Company.*

We conducted our audit in accordance with the Standards on Auditing (SAs) specified under section 143(10) of the Companies Act, 2013 (the Act). Our responsibilities under those Standards are further described in the *Auditor's Responsibilities* section below. We are independent of the Group and its associates and in accordance with the Code of Ethics issued by the Institute of Chartered Accountants of India ("the ICAI") together with the ethical requirements that are relevant to our audit of the Consolidated Financial Results for the year ended 31<sup>st</sup> March, 2025 under the provisions of the Act and the rules there under, and we have fulfilled our other ethical responsibilities in accordance with these requirements and the ICAI's Code of Ethics. We believe that the audit evidence obtained by us and other auditors in terms



of their reports referred to in Other Matters section below, is sufficient and appropriate to provide a basis for our qualified opinion.

#### **Emphasis of Matter**

- i) The Emphasis of Matter paragraphs included in audit report of a wholly owned Subsidiaries of the company, reviewed by other auditor is given below:

Other current assets include advances towards purchase of land and development rights aggregating to Rs. 2,646 lakhs, which are subject to confirmations.

Our opinion on the statement is not modified in respect of the above matters.

#### **Responsibilities of the Management and Board of Directors for the Statement**

The Statement which includes the Consolidated Financial Results is the responsibility of the Parent's Board of Directors and has been approved by them for issuance. The Consolidated Financial Results for the year ended 31<sup>st</sup> March, 2025 has been compiled from related audited consolidated financial statements. This responsibility includes the preparation and presentation of Consolidated Financial Results for the quarter and year ended 31<sup>st</sup> March, 2025 that give a true and fair view of the consolidated net profit and consolidated other comprehensive income /(loss) and other financial information of the Group including its associates in accordance with the Indian Accounting Standards prescribed under Section 133 of the Act, read with relevant rules issued thereunder and other accounting principles generally accepted in India and in compliance with Regulation 33 of the Listing Regulations.

The respective Board of Directors of the companies included in the Group and of its associates are responsible for maintenance of adequate accounting records in accordance with the provisions of the Act for safeguarding of the assets of the Group and its associates and for preventing and detecting frauds and other irregularities; selection and application of appropriate accounting policies; making judgments and estimates that are reasonable and prudent; and the design, implementation and maintenance of adequate internal financial controls, that were operating effectively for ensuring accuracy and completeness of the accounting records, relevant to the preparation and presentation of the Statement that give a true and fair view and are free from material misstatement, whether due to fraud or error, which have been used for the purpose of preparation of this Consolidated Financial Results by the Directors of the Parent, as aforesaid.

In preparing the Statement, the respective management and Board of Directors of the companies included in the Group and of its associates are responsible for assessing the ability of the Group and of its associates to continue as a going concern, disclosing, as applicable, matters related to going concern and using the going concern basis of accounting unless the respective Board of Directors either intends to liquidate the Group and of its associates or to cease operations, or has no realistic alternative but to do so.




The respective Board of Directors of the companies included in the Group and of its associates are responsible for overseeing the financial reporting process of the Group and of its associates.

**Auditor's Responsibilities for the Audit of the Consolidated Financial Results for the year ended 31<sup>st</sup> March, 2025**

Our objectives are to obtain reasonable assurance about whether the Consolidated Financial Results for the year ended 31<sup>st</sup> March, 2025 as a whole are free from material misstatement, whether due to fraud or error, and to issue an auditor's report that includes our opinion. Reasonable assurance is a high level of assurance but is not a guarantee that an audit conducted in accordance with SAs will always detect a material misstatement when it exists. Misstatements can arise from fraud or error and are considered material if, individually or in the aggregate, they could reasonably be expected to influence the economic decisions of users taken on the basis of the Consolidated Financial Results.

As part of an audit in accordance with SAs, we exercise professional judgment and maintain professional scepticism throughout the audit. We also:

- Identify and assess the risks of material misstatement of the Annual Consolidated Financial Results, whether due to fraud or error, design and perform audit procedures responsive to those risks, and obtain audit evidence that is sufficient and appropriate to provide a basis for our opinion. The risk of not detecting a material misstatement resulting from fraud is higher than for one resulting from error, as fraud may involve collusion, forgery, intentional omissions, misrepresentations, or the override of internal control.
- Obtain an understanding of internal control relevant to the audit in order to design audit procedures that are appropriate in the circumstances, but not for the purpose of expressing an opinion on the effectiveness of such internal control.
- Evaluate the appropriateness of accounting policies used and the reasonableness of accounting estimates and related disclosures made by the Board of Directors.
- Evaluate the appropriateness and reasonableness of disclosures made by the Board of Directors in terms of the requirements specified under Regulations 33 of the Listing Regulations.
- Conclude on the appropriateness of the Board of Directors' use of the going concern basis of accounting and, based on the audit evidence obtained, whether a material uncertainty exists related to events or conditions that may cast significant doubt on the ability of the Group and its associates to continue as a going concern. If we conclude that a material uncertainty exists, we are required to draw attention in our auditor's report to the related disclosures in the Statement or, if such disclosures are inadequate, to modify our opinion. Our conclusions are based on the audit evidence obtained up to



the date of our auditor's report. However, future events or conditions may cause the Group and its associates to cease to continue as a going concern.

- Evaluate the overall presentation, structure and content of the Annual Consolidated Financial Results, including the disclosures, and whether the Annual Consolidated Financial Results represent the underlying transactions and events in a manner that achieves fair presentation.
- Obtain sufficient appropriate audit evidence regarding the Annual standalone / consolidated financial statements/ financial results/financial information of the entities within the Group and its associates to express an opinion on the Annual Consolidated Financial Results. We are responsible for the direction, supervision and performance of the audit of financial information of such entities included in the Annual Consolidated Financial Results of which we are the independent auditors. For the other entities included in the Annual Consolidated Financial Results, which have been audited by other auditors, such other auditors remain responsible for the direction, supervision and performance of the audits carried out by them. We remain solely responsible for our audit opinion.


Materiality is the magnitude of misstatements in the Annual Consolidated Financial Results that, individually or in aggregate, makes it probable that the economic decisions of a reasonably knowledgeable user of the Annual Consolidated Financial Results may be influenced. We consider quantitative materiality and qualitative factors (i) in planning the scope of our audit work and in evaluating the results of our work; and (ii) to evaluate the effect of any identified misstatements in the Annual Consolidated Financial Results.

We communicate with those charged with governance of the Parent and such other entities included Annual Consolidated Financial Results of which we are the independent auditors regarding, among other matters, the planned scope and timing of the audit and significant audit findings, including any significant deficiencies in internal financial controls that we identify during our audit.

We also provide those charged with governance with a statement that we have complied with relevant ethical requirements regarding independence, and to communicate with them all relationships and other matters that may reasonably be thought to bear on our independence, and where applicable, related safeguards.

#### **Other Matters**

- (i) We did not audit the financial results of 21 subsidiaries included in the audited consolidated financial results, whose financial results reflect total assets of Rs. 56,436 lakhs as at 31<sup>st</sup> March, 2025, total revenue of Rs. 1,968 Lakhs, total net profit after tax of Rs. 382 Lakhs and total comprehensive income of Rs. 566 Lakhs for the year ended 31<sup>st</sup>




March, 2025, and cash outflow (net) of Rs. 32 Lakhs for the year ended 31<sup>st</sup> March 2025, as considered in the Statement.

The reports on the annual audited financial statements/financial information of these entities have been furnished to us by the Management and our opinion on the Annual consolidated financial statements, in so far as it relates to the amounts and disclosures included in respect of these subsidiaries, is based solely on the reports of the other auditors and procedures performed by us as stated under Auditors Responsibilities for the Audit of the Annual Consolidated Financial Statements section above.


Our opinion on the Consolidated Financial Result for the year ended 31<sup>st</sup> March, 2025 is not modified in respect of the above matters with respect to our reliance on the standalone financial statements/financial information certified by the Board of Directors.

- (ii) The Statement includes the results for the quarter ended 31<sup>st</sup> March, 2025 being the balancing figures between audited figures in respect of the full financial year and the published year to date figures up to the third quarter of the current financial year, which were subject to Limited review by us, as required under the LODR Regulations. Our opinion on the Audit of the Consolidated Financial Results for the year ended 31<sup>st</sup> March, 2025 is not modified in respect of this matter.

**For Chaturvedi & Shah LLP**  
Chartered Accountants  
Registration No. 101720W/W100355



**Lalit R. Mhalsekar**  
Partner  
Membership No. 103418  
UDIN: 25103418BMJENI7008



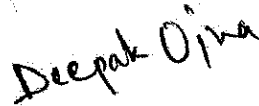
**Place:** Mumbai  
**Date:** 30<sup>th</sup> May, 2025

	<p>(ii) <b>If the Management is unable to estimate the impact, reasons for the same:</b></p> <ul style="list-style-type: none"> <li>• In respect of Audit Qualification as referred in II (a) (i) above-The statutory Auditors of the Company have qualified their report on the Consolidated Financial Statements for the year ended 31<sup>st</sup> March 2025 in respect of not inclusion of financial result / financial information, in respect of one of the associate i.e. Urban Infrastructure Holdings Private Limited, whose financial result / financial information for the 31<sup>st</sup> March, 2025 is not available. As the consolidated financial statement of an associate company is not available, it is not possible at this stage to estimate the impact, if any, whether the figure of the loss/ profit after tax and total comprehensive income will vary after audit.</li> <li>• In respect of Audit Qualification as referred in II (a) (ii) above- in respect of interest receivables aggregating to Rs. 2,147 lakh in view of value of the assets of the borrowers and commitment from the promoter of those borrowers as applicable, management is of the view that above amounts are recoverable.</li> </ul> <p>(iii) <b>Auditors' Comments on (i) or (ii) above:</b> Refer " Basis for Qualified Opinion " in the Independent Audit Report on the consolidated financial statements dated 30<sup>th</sup> May ,2025</p>
III.	<b>Signatories:</b>


For Jai Corp Limited



**Dinesh D Paliwal**  
(Wholetime Director)



**Deepak Ojha**  
(Chief Financial Officer)




**K. Deva**  
(Audit Committee Chairman)

**Refer our Independent Auditor's Report dated 30<sup>th</sup> May, 2025 on the consolidated financial statements of the Company.**


For Chaturvedi & Shah LLP

Chartered Accountants

Registration No. 101720W/W100355



**Lalit R. Mhalsekar**  
Partner  
Membership No – 103418  
Place: Mumbai  
Date: 30<sup>th</sup> May, 2025



# Jai Corp Limited

Corporate Office: #603, Embassy Centre, Backbay Reclamation, Nariman Point,  
Mumbai- 400 021. Tel: 91-22-3521 5146/3139 6050; E-mail: cs@jaicorpindia.com/  
E-mail for investors: cs2@jaicorpindia.com  
CIN: L17120MH1985PLC036500 website: [www.jaicorpindia.com](http://www.jaicorpindia.com)

---


## Audited Standalone and Consolidated Financial Results of the Company for the Year and Quarter ended 31<sup>st</sup> March 2025

The audited Standalone and Consolidated Financial Results of the Company for the Year and Quarter ended 31<sup>st</sup> March 2025 were reviewed by the Audit Committee and approved by the Board of Directors at the respective meeting held on 30<sup>th</sup> May 2025.

The full financial results along with respective audit report by the statutory auditor are available at the website of the Company (URL: <https://jaicorpindia.com/investor/announcements.html>), the website of the BSE Limited:

(URL: <https://www.bseindia.com/stock-share-price/jai-corp-ltd/jaicorpltd/512237/corp-announcements/>) and the website of the National Stock Exchange of India Limited (URL: <https://www.nseindia.com/get-quotes/equity?symbol=JAICORPLTD>)

The financial results mentioned above can also be accessed by scanning the following Quick Response ('QR') Code:



For and on behalf of the Board

  
Dinesh D Paliwal  
Wholetime Director  
(DIN-00524064)

Date: 30<sup>th</sup> May 2025  
Place: Mumbai