

Ref: AKSHAR/SE/2017-18/1802/61

February 16, 2018

To,
Deputy General Manager
Department of Corporate Services
BSE Limited
25th Floor, P. J. Towers
Dalal Street
Mumbai – 400 001
Scrip Code: 524598

To,
The General Manager (Listing)
National Stock Exchange of India Ltd.
5th Floor, Exchange Plaza,
Bandra Kurla Complex,
Bandra (East),
Mumbai – 400 051
Company Symbol: AKSHARCHEM

To
Secretary
Ahmedabad Stock Exchange Limited
Kamdhenu Complex,
Opp. Sahajanand College,
Panjara Pole, Ambawadi
Ahmedabad - 380 015
Company Code : 6408

SUB: INVESTOR PRESENTATION – FEBRUARY, 2018

REF: REGULATION 30 OF SEBI (LISTING OBLIGATIONS AND DISCLOSURE REQUIREMENTS) REGULATIONS, 2015

Dear Sir/Madam,

Pursuant to Regulation 30 of SEBI (Listing Obligations and Disclosure Requirements) Regulations, 2015, we are enclosing hereby a copy of the Investor Presentation – February, 2018.

The aforesaid Investor Presentation – February, 2018 will also be uploaded on the website of the Company i.e. www.aksharchemindia.com

This is for your information and record.

Thanking you,

Yours faithfully,
For, **AKSHARCHEM (INDIA) LIMITED**


Meet Joshi
Company Secretary

Encl: As above

AksharChem India Ltd.

"Akshar House" Chhatral - Kadi Road, Indrad-382 715. Mehsana, India.
Tel: 91-2764 233 007-10 • Fax: 91-2764 233 550 • Email: admin@aksharchemindia.com





AksharChem (India) Limited

Investor Presentation
February 2018



Safe Harbor

This presentation and the accompanying slides (the “Presentation”), which have been prepared by **AksharChem (India) Limited** (the “Company”), have been prepared solely for information purposes and do not constitute any offer, recommendation or invitation to purchase or subscribe for any securities, and shall not form the basis or be relied on in connection with any contract or binding commitment what so ever. No offering of securities of the Company will be made except by means of a statutory offering document containing detailed information about the Company.

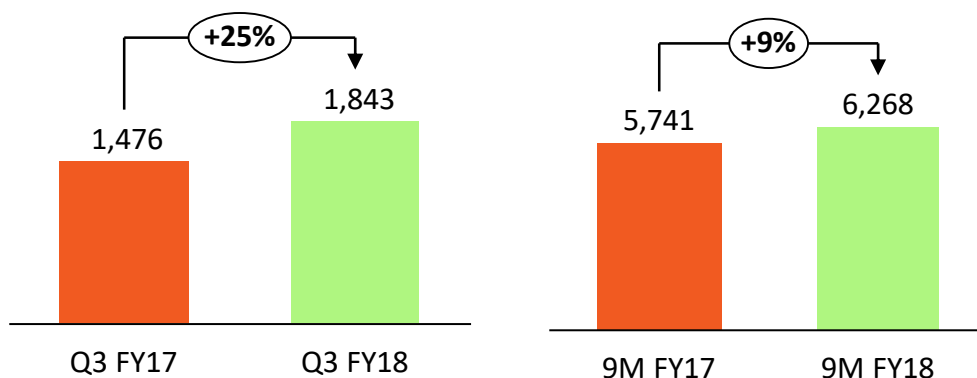
This Presentation has been prepared by the Company based on information and data which the Company considers reliable, but the Company makes no representation or warranty, express or implied, whatsoever, and no reliance shall be placed on, the truth, accuracy, completeness, fairness and reasonableness of the contents of this Presentation. This Presentation may not be all inclusive and may not contain all of the information that you may consider material. Any liability in respect of the contents of, or any omission from, this Presentation is expressly excluded.

Certain matters discussed in this Presentation may contain statements regarding the Company’s market opportunity and business prospects that are individually and collectively forward-looking statements. Such forward-looking statements are not guarantees of future performance and are subject to known and unknown risks, uncertainties and assumptions that are difficult to predict. These risks and uncertainties include, but are not limited to, the performance of the Indian economy and of the economies of various international markets, the performance of the industry in India and world-wide, competition, the company’s ability to successfully implement its strategy, the Company’s future levels of growth and expansion, technological implementation, changes and advancements, changes in revenue, income or cash flows, the Company’s market preferences and its exposure to market risks, as well as other risks. The Company’s actual results, levels of activity, performance or achievements could differ materially and adversely from results expressed in or implied by this Presentation. The Company assumes no obligation to update any forward-looking information contained in this Presentation. Any forward-looking statements and projections made by third parties included in this Presentation are not adopted by the Company and the Company is not responsible for such third party statements and projections.

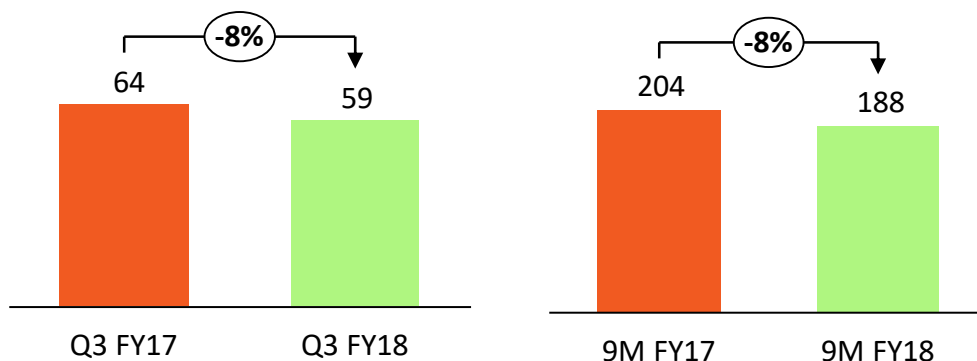


Result Highlights

Total Volume (MT)



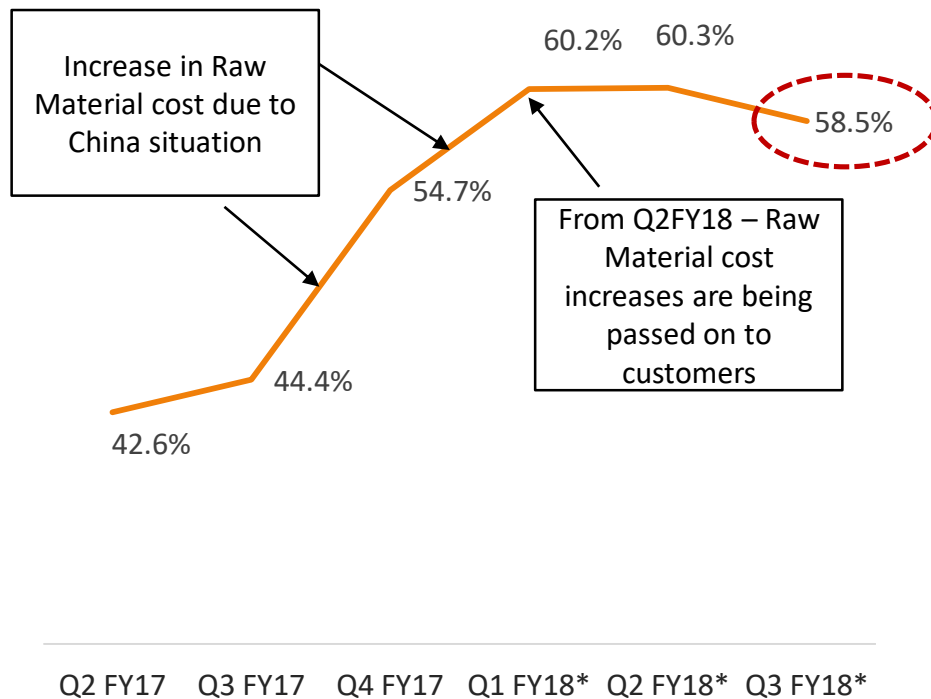
Total Revenue* (Rs Crores)



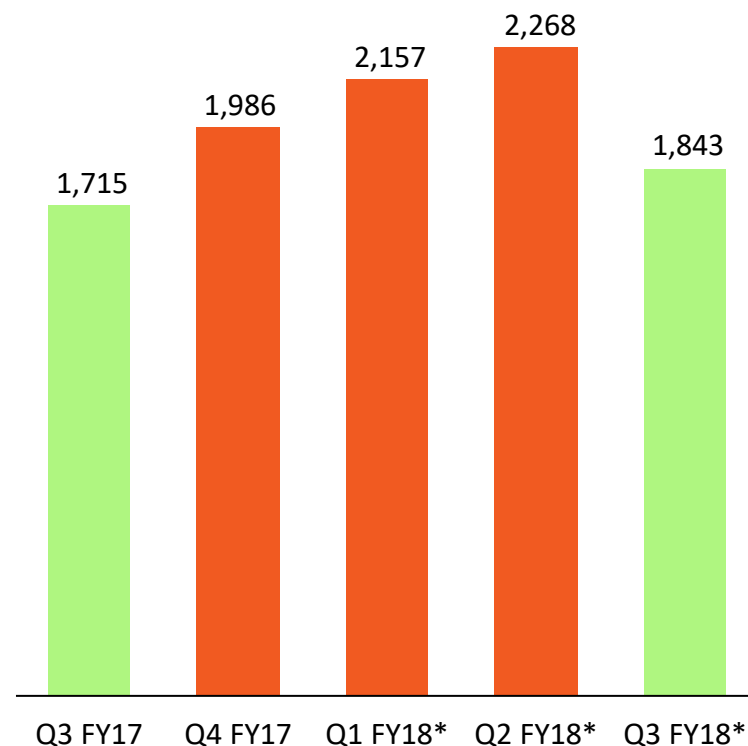
- *Our Business continues to grow on Volume basis making it more sustainable*
- *Decrease in Revenue was larger on back of correction in Realisations compared to last year*
- *The Prices have now normalised as compared to exceptional last year*

Result Highlights

Raw Material % to Sales



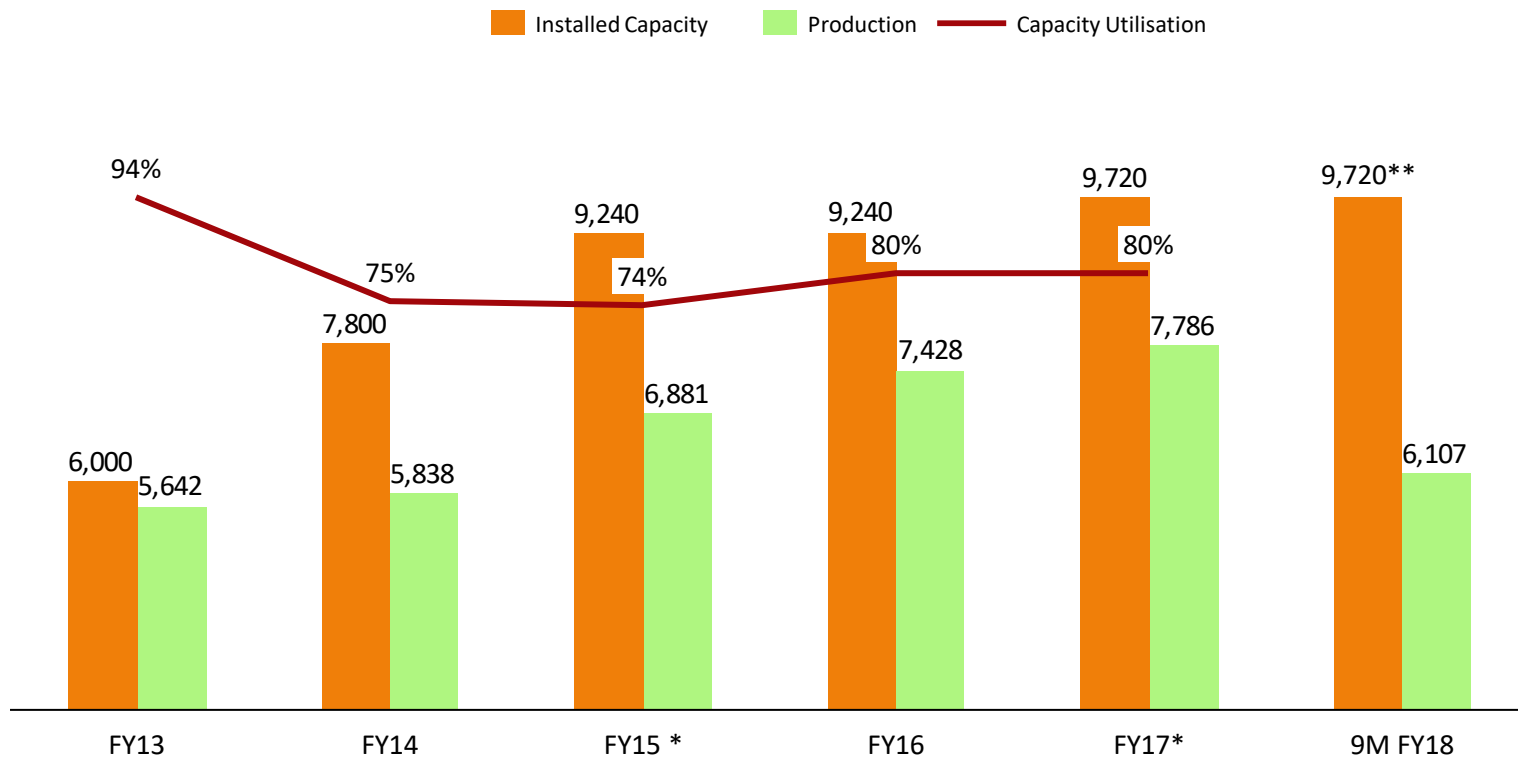
Total Volume (MT)



During the quarter the Company had taken planned shutdown from November 24, 2017 to December 8, 2017 to carry out the process of streamlining utilities for expansion capacity of CPC Green and to commission of Violet Plant



Capacity Utilisation



Update on Expansion Plan



Capital Expenditure Plan

Proposed Projects	Existing Capacity (In TPA)	Additional Capacity (In TPA)	Post Expansion Capacity (In TPA)	Approx. Cost of Project (Rs. In Crore)
ORGANIC PIGMENTS				85
CPC Green (Phase 1)	1,920	480	2,400	
CPC Green (Phase 2)	2,400	1,800	4,200	
CPC Blue	-	1,800	1,800	
DYES & INTERMEDIATES				25
H Acid	-	1,200	1,200	
SPECIALTY CHEMICALS				65
Precipitated Silica	-	10,000	10,000	
TOTAL				175

The work on CAPEX is progressing as per schedule and is expected to be completed in the next 12 months

A dynamic splash of various colors including red, blue, yellow, green, and pink, arranged in a circular pattern that frames the central text. The paint appears thick and glossy, with some drips and smaller splatters extending outwards from the main ring.

Company Overview



We Have Developed The EDGE

38%

Revenue
CAGR FY12-17

58%

Net Worth
CAGR FY12-17

90%

Exports
FY16-17

NIL

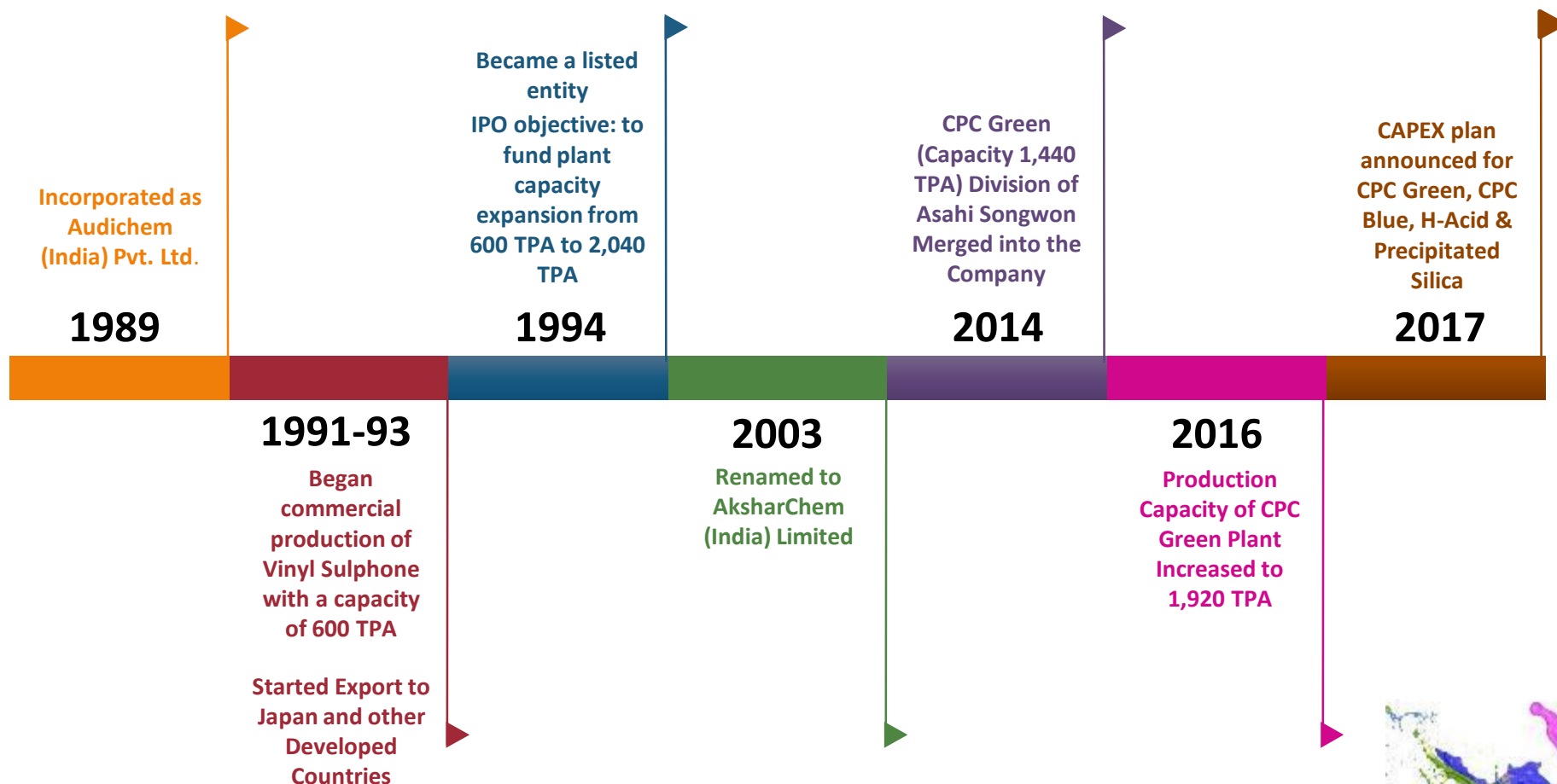
Debt
Sep 2017

Largest exporter of **VINYL SULPHONE** in India with over **45%** share in exports of this product

One of the largest exporters from India and among the largest players globally for **CPC GREEN PIGMENT** with a global market share of **~10%**



With Legacy of Over 2 Decades



With Right Products



Dye Intermediates

Vinyl Sulphone

Intermediate product for Dye Manufacturing

Made From Acetanilide

68% of H1 FY18 Sales



Pigments

CPC Green

Used as colouring agents

Made From Crude Blue, PAN

32% of H1 FY18 Sales

*One of the fastest growing **Vinyl Sulphone** manufacturers in India*

With Diversified End User Industry

Textile Industry

Vinyl Sulphone



Rubber

CPC Green



Plastics

CPC Green



Ink

CPC Green



Leather

CPC Green



Paint

CPC Green



With Trust & Credibility

20 Year relationship



17 Year relationship



15 Year relationship



8 Year relationship



4 Year relationship



5 Year relationship



Over 2 decades of Relationship with the biggest dye stuff houses in the world

With Process & Quality

**Investment in
Quality Certifications + Process Automation Technologies
Resulting In**



ISO 14001 : 2015



ISO 9001 : 2015

**Reduction in
human error**

**Enhanced Process
Efficiency**

**Enhanced Product
Quality**

**Focus on Superior
Technology Driven Products**

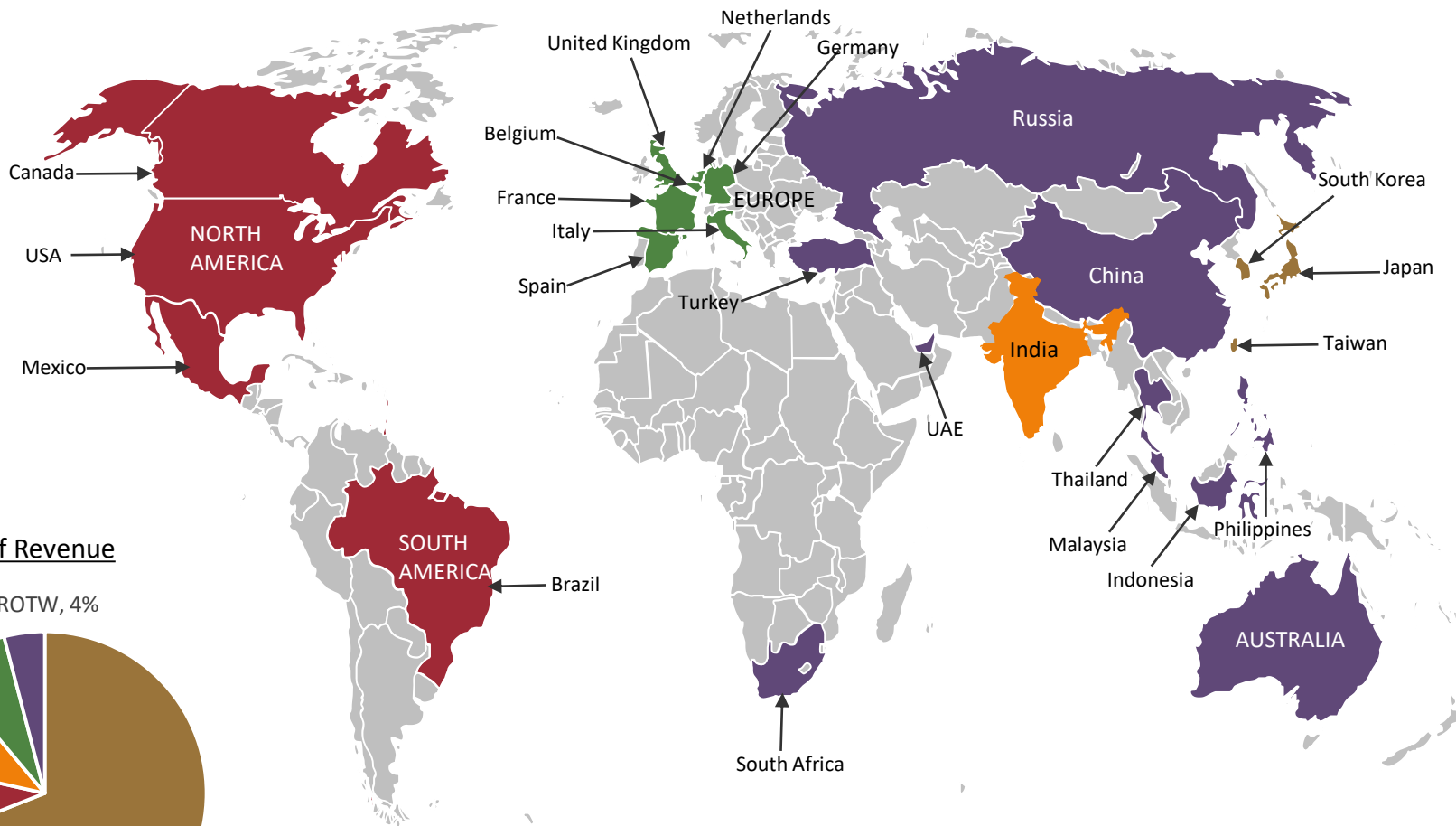
- Best Quality reliable products with zero product return in the history of the Company.
- No bad debts during the history of the Company.
- Long term quantity contract with leading global customers

With State of the Art Manufacturing

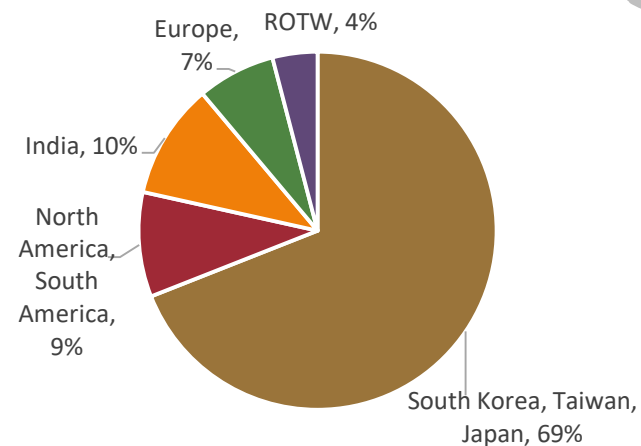
Strategically Located in the Chemical Belt of **Gujarat, at Mehsana**
Covering over 100,000 sq mt. of area



With Expanding Footprints



FY17, % of Revenue



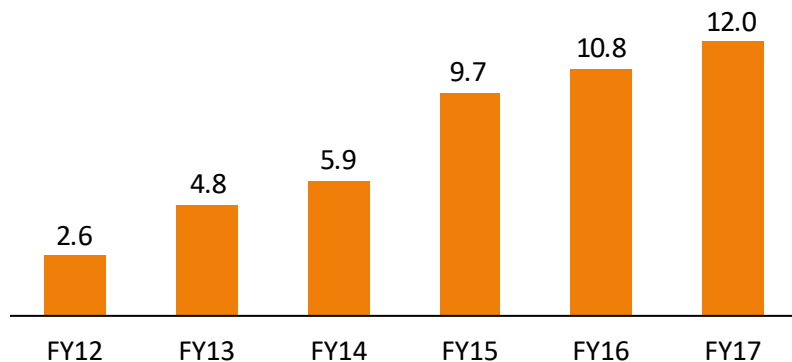
Presence in over 20 countries

*Map not to scale. All data, information and maps are provided "as is" without warranty or any representation of accuracy, timeliness or completeness.

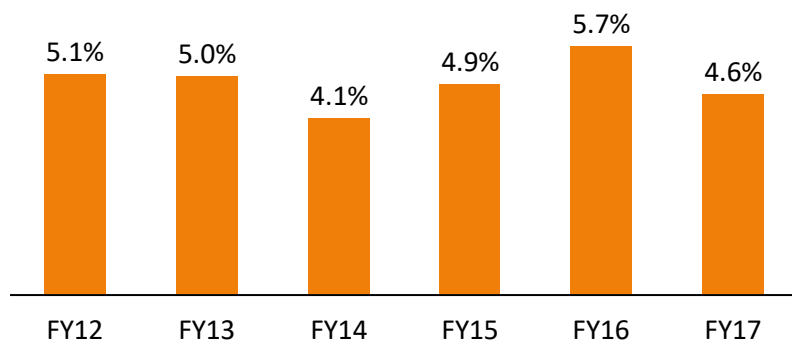


With Environmental Sustainability

**Increasing Pollution Treatment Expenses
(In Crs.)**



**Annual Pollution treatment expenses
as a % of Revenue**



- It takes over 3 years to get Environmental Clearances from the Government
- Internationally recognised processes that ensure
 - Minimum waste generated per unit
 - Treat wastes to permissible limits before disposal
 - Emits fewer pollutants
 - Recycle & reuse water

One of the most environment friendly chemical companies across the globe

With Experienced Board



Mrs. Paru M. Jaykrishna

Founder, Chairperson & Mg. Director

Her role is that of a strategic decision and policy maker to ensure growth.



Mr. Munjal M. Jaykrishna

Jt. Managing Director & CEO


Responsible for production, finance, marketing, quality control and overall developments of the company.



Mr. Gautam M. Jain

Independent Director

Industrialist with over 41 years experience in the chemical industry, past President of the Gujrat Dyestuff Manufacturers Association.



Mr. Jigar Patel

Independent Director

LL.M. Honors in International Taxation from the prestigious NYU School of Law. He is currently the Executive Director of International Tax & Investment Consultants at Ahmedabad. He is Vice-President of the Income Tax Bar Association, Ahmedabad



Dr. Pradeep Jha

Independent Director

Expertise in Accounting and Finance. Authored many books on Mathematics and Operations Research, also has vast teaching experience.



Mr. Kirankumar J. Mehta

Independent Director

With qualifications in M.Com, LL.B., FICWA and FIISA he has been practising Cost Accountant since the last 41 years.



Mr. Gokul M. Jaykrishna

Director

Major in Finance and Marketing from Lehigh University, (USA).

With Awards & Accolades



2017-18

- Third Award for self manufactured direct export of Dye Intermediates during the year 2015-16
- Trophy for self manufactured domestic sale of Dye Intermediates of more than Rs. 5 Crores but less than Rs. 25 Crores during the year 2015-16
- SME Business Excellence Awards for Best Global Business and Chemicals & Pharmaceuticals 2017 by Dun and Breadstreet



2016-17

- Top Performer Women Entrepreneur-NON MSME
- Special Trophy for self manufactured direct export of Dyes of Rs. 25 Crores and above during the year 2014-15
- Award of Excellency 2015-16 Dyes & Dye Intermediates Panel Small Scale Sector



2015-16

- Trishul Award for the outstanding export performance in Merchant Exporters Panel during 2014-2015
- Gold Award for the outstanding export performance in Merchant Exporters Panel during 2012-2013



2009-13

- SME the Best Woman Entrepreneur
- Gold Award for the Outstanding export performance in Dyes & Dye-Intermediates Panel during 2009-2010 (30.08.2013)



Reinforcing Our Strengths...

Better Planning

Achieved 83% capacity utilisation through better planning and ensuring higher plant uptime

Better Quality and Efficiency

Invested in packaging automation system for better packaging quality, reducing manual errors and speeding up operations

Strong Balance Sheet

Nil Debt as of Sep 2017. Debt Rating : Care A+ for long term banking facility & Care A1+ for short term banking facility & CARE A+/CARE A1+ for long term/short term bank facilities

Training

Provided training to technical and shop floor personnel with a focus on enhancing productivity

Expanding customer base

Enhanced overseas operations through acquiring new customers




... and Building a Sustainable Future

1 | *Widen our products portfolio with value added products*

2 | *Focus on developing strong business relationships with customers*

3 | *Focus on extending our presence in South East Asia, NAFTA and India to provide geographic hedge*

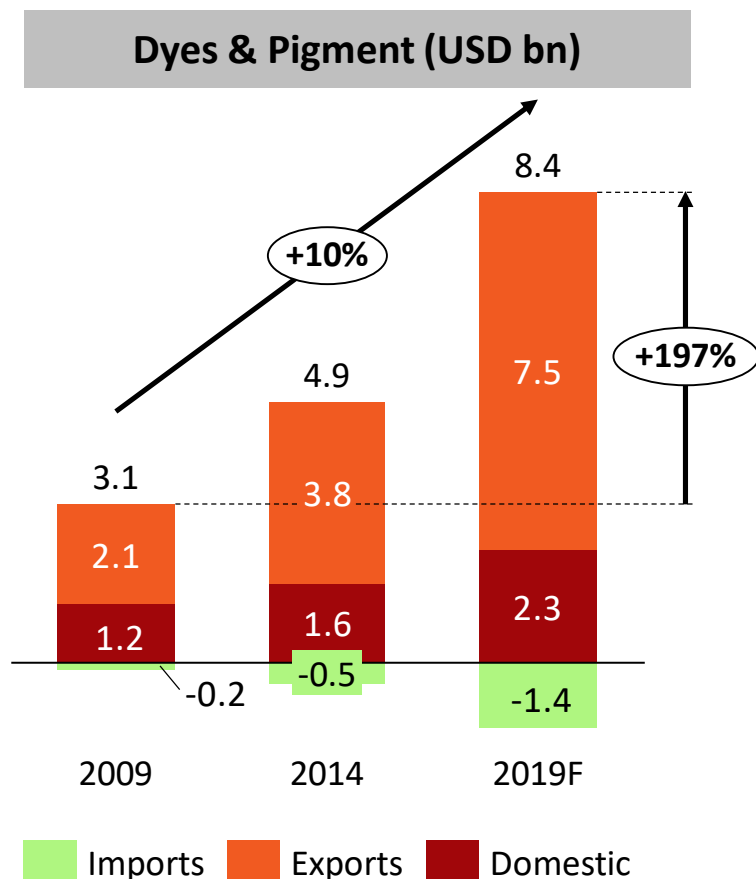
4 | *Maintain extensive supply chain network across the world*



A dynamic splash of various colors including red, blue, yellow, green, and pink, arranged in a circular pattern that frames the central text. The paint appears thick and glossy, with some splatters extending outwards from the main ring.

Industry
Opportunity

Opportunity in the Industry



*Exports, expected to grow at a CAGR of
~ 15% over the next 5 years*

➤ The Indian production of dyes and pigments is expected to grow at 11.4% CAGR till 2019 :

1. Reduction in support by the Chinese government in terms of

- Tighter pollution control norms : China's National Environmental Protection Law
 - Increased Penalty for Non-Compliance – Higher Fine and Imprisonment
 - Increased Disclosure
- Reduction in subsidies
- Appreciation of CNY

2. Textile industry in India is projected to grow at over 10% CAGR over the next 5 years

3. Export focused industry

- Indian players with International Regulatory Standards are focusing on high performance pigments for value added applications, largely catering to international markets

Strengths to drive Global Leadership

Superior Products

- ZERO Product return till date
- Largest Exporter of VS : ~45% Share
- Largest Player of CPC Green Pigment

Latest Technology

- Technology sourced from World Leader
- Green Technology for Effluent Treatment key in Chemical Industry

Customer Relationships

- Long term quantity contract with leading GLOBAL CUSTOMERS
- Long term Relation with DIC , SunChemical , BASF , Everlight, Kyung-in, Oh young

Financial Prudence

- Debt Rating of CARE A+ for long term banking facility, CARE A1+ for short term banking facility & CARE A+/CARE A1+ for long term/short term bank facilities
- No Bad Debt faced till now
- Negligible Net Debt Company



AKSHARCHEM is compliant with INTERNATIONAL QUALITY and ENVIRONMENT STANDARDS

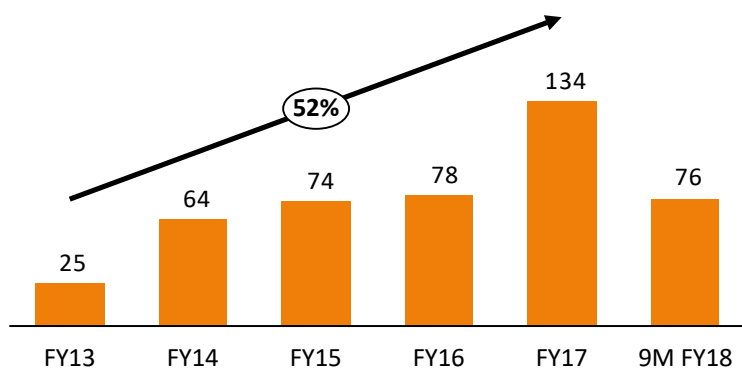


Financials

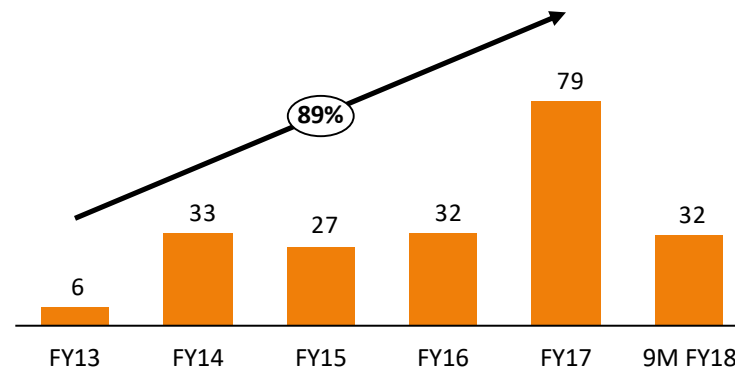
Key Financial Parameters

In Crs.

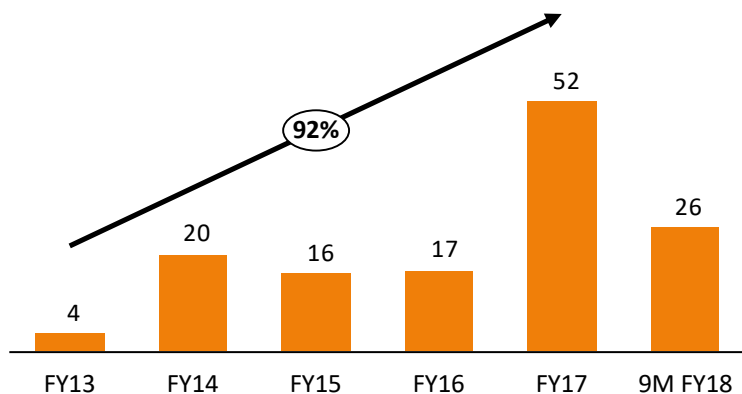
Gross Profit



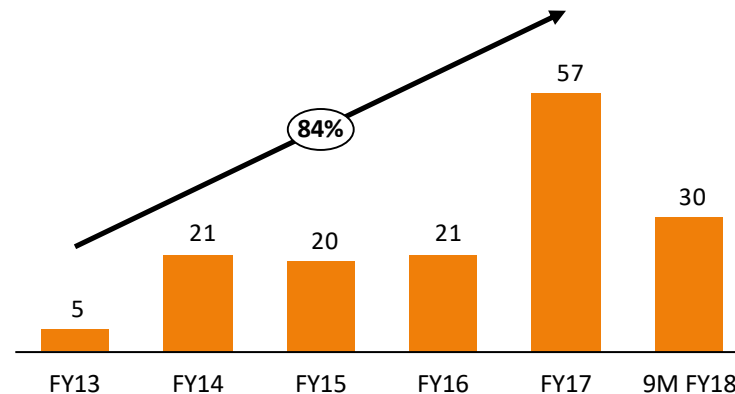
EBITDA



PAT

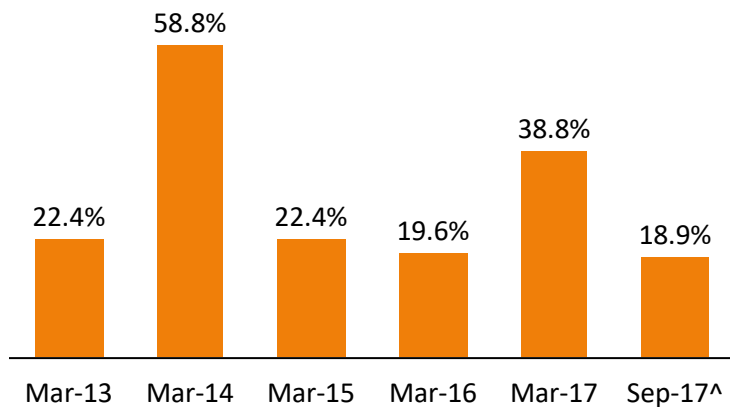


Cash PAT

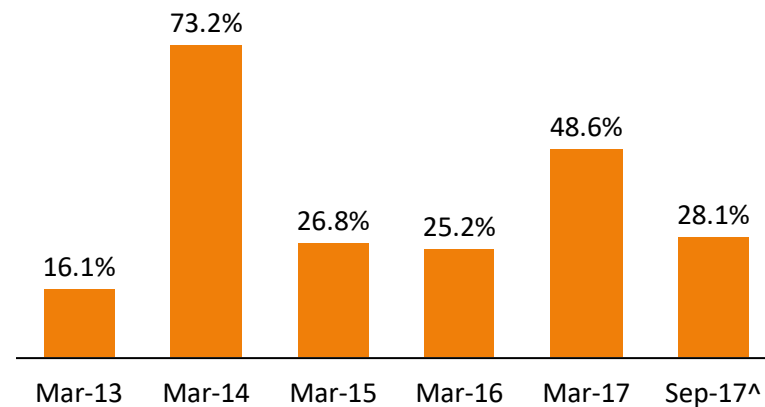


Key Financial Parameters

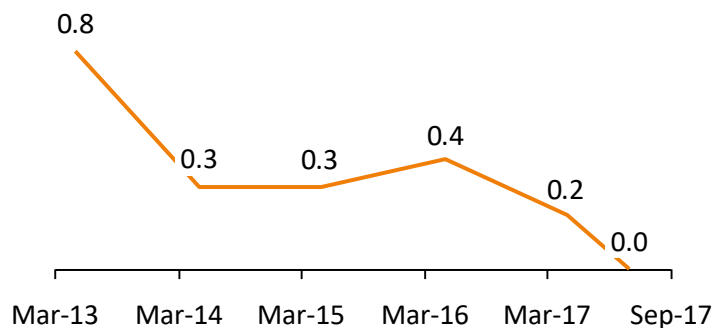
ROE (%)



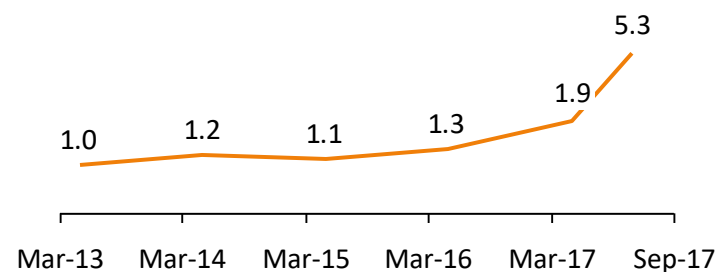
ROCE (%)



Debt to Equity (x)



Current Ratio (x)



Consistent dividend payments over the past 4 years

^ TTM Basis

* Pigment business added in FY15

Profit & Loss Statement*

Particulars (In Crs.)	Q3 FY18	Q2 FY18	Q-o-Q	Q3 FY17	9M FY18	9M FY17
Net Revenue from Operations	59	66	-10%	64	188	202
Raw Material	34	40		27	112	93
Employee Expenses	3	2		2	6	5
Other Expenses	13	13		11	38	35
EBITDA	9	11	-20%	24	32	70
EBITDA %	15%	17%		38%	17%	34%
Other Income	2	4		-4	7	2
Depreciation	1	1		1	4	3
EBIT	10	14	-29%	19	35	69
EBIT %	17%	21%		29%	19%	34%
Finance Cost	0	0		1	1	2
PBT	10	13	-28%	18	34	66
Tax	1	3		9	8	23
PAT	8	10	-19%	9	26	43
PAT %	14%	16%		15%	14%	21%
Other Comprehensive Income	0	0		0	0	0
Total Comprehensive Income	8	10		9	26	43
Earnings Per Share (EPS)	10.32	12.36		12.6	31.44	59.41

Balance Sheet*

Equity & Liabilities (In Crs.)	Sep-17
Share Capital	8
Other Equity	214
Total Equity	222
Deferred Tax Liabilities (Net)	11
Total Non-Current Liabilities	11
Financial Liabilities	
Borrowings	1
Trade Payables	26
Other Current liabilities	2
Provisions	0
Total Current Liabilities	29
Total Equity & Liabilities	262

Assets (In Crs.)	Sep-17
Property, Plant & Equipment	61
Capital Work-in-Progress	15
Financial Assets	
Investments	30
Loans	2
Total Non-Current Assets	108
Inventories	25
Financial Assets	
Investments	78
Trade Receivables	16
Cash and Cash Equivalents	3
Bank Balances other than above	1
Loans	32
Other Current Assets	0
Total Current Assets	154
Total Assets	262

For further information, please contact:

Company :

AksharChem (India) Limited
CIN: L24110GJ1989PLC012441

Mr. Meet Joshi
cs@aksharchemindia.com

www.aksharchemindia.com

Investor Relations Advisors :

Strategic Growth Advisors Pvt. Ltd.
CIN: U74140MH2010PTC204285

Ms. Neha Shroff / Ms. Khushbu Shah
neha.shroff@sgapl.net / khushbu.shah@sgapl.net
+91 22 61146603 / +91 22 61146607

www.sgapl.net