DCB BANK

Ref. No.CO:CS:HVB:2017-18:118 July 18, 2017

BSE Limited,
Phiroze Jeejeebhoy Towers,
Dalal Street, Fort,
Mumbai - 400 023.

National Stock Exchange of India Limited,
Exchange Plaza, Bandra Kurla Complex,
Bandra (E),
Mumbai – 400 051.

Dear Sirs,

Sub.: Investor Presentation-Q1 FY 2018

BSE Scrip Code No.: 532772 NSE SYMBOL: DCBBANK

On Slide no.33 of the Investor Presentation, captioned "**Investor Presentation - Q-1 FY 2018 – July 15 2017**" and filed with the Exchange on July 15, 2017, the designation of Mr. Sridhar Seshadri was erroneously mentioned as Financial Controller & Chief Risk Officer which is required to be read as Chief **Risk Officer.**

We submit herewith a revised Investor Presentation "**Investor Presentation - Q-1 FY 2018 – July 15 2017**" carrying the aforesaid change. All other information/details remain unchanged in the revised version.

Kindly take the same on record.

Thanking you,

Yours faithfully,

For DCB Bank Limited

H.V. Barve
Company Secretary &
Compliance Officer

Encl: As above

DCB BANK LIMITED CO-MUMBAI

DCB BANK

Investor Presentation – Q1 FY 2018

July 15, 2017

Disclaimer

DCB BANK

This presentation is strictly confidential and may not be copied, published, distributed, redistributed, disseminated or transmitted, directly or indirectly, in any manner. The information in this presentation is being provided by DCB Bank Limited (the "Bank").

This presentation has been prepared for information purposes only, without regard to any specific objectives, financial situations or informational needs of any particular person, and is not an offer or invitation, directly or indirectly, to buy or sell any securities of the Bank by any person in any jurisdiction, including India and the United States, nor shall a part, or all, of this presentation form the basis of or be relied on in connection with any contract or investment decision or commitment to purchase or subscribe in relation to any securities. No information contained herein has been independently verified by anyone else. This presentation is not an offer document or a prospectus under the Companies Act, 2013, as amended, the Securities and Exchange Board of India (Issue of Capital and Disclosure Requirements) Regulations, 2009, as amended and any other applicable law.

No representation or warranty, express or implied, is made as to, and no reliance should be placed on, the fairness, accuracy, completeness or correctness of the information or opinions contained in this presentation. Such information and opinions are in all events not current after the date of this presentation. Further, past performance is not necessarily indicative of future results.

This presentation is not a complete description of the Bank. This presentation may contain forward-looking statements based on the currently held beliefs and assumptions of the management of the Bank, which are expressed in good faith and, in their opinion, reasonable. Forward-looking statements involve known and unknown risks, uncertainties, assumptions and other factors, which may cause the actual results, financial condition, performance, or achievements of the Bank or industry results to differ materially from the results, financial condition, performance or achievements expressed or implied by such forward-looking statements. The risks and uncertainties relating to these statements include, but are not limited to, risks and uncertainties regarding expansion plans and the benefits there from, fluctuations in our earnings, our ability to manage growth and implement strategies, intense competition in our business including those factors which may affect our cost advantage, our ability to attract and retain highly skilled professionals, changes in technology, availability of financing, our ability to successfully complete and integrate our business plans, liabilities, political instability and general economic conditions affecting our industry. Given these risks, uncertainties, assumptions and other factors, recipients of this document are cautioned not to place undue reliance on these forward-looking statements. The Bank disclaims any obligation to update these forward-looking statements to reflect future events or developments.

This presentation is not an offer of securities for sale in the United States or in any other jurisdiction. Securities may not be offered or sold in the United States absent registration or an exemption from registration. No shares or other securities may be offered or sold other than in compliance with the laws of relevant jurisdictions, including the United States Securities Act of 1933, as amended.

By viewing this presentation you acknowledge that you will be solely responsible for your own assessment of the market and the market position of the Bank and the potential future performance of the business of the Bank.

Except as otherwise stated, all of the information contained herein is preliminary and indicative and is based on management information, current plans and estimates in the form as it has been disclosed in this presentation. Industry and market-related information is obtained or derived from industry publications and has not been verified by us. The information contained in this presentation, except as otherwise stated, is only current as of the date of the presentation, is subject to change without notice and there can be no assurance that future results or events will be consistent with any such information. The Bank may alter, modify or otherwise change in any manner the content of this presentation, without any obligation to notify any person of such revision or changes. The accuracy of this presentation is not guaranteed. It may be incomplete or condensed and it may not contain all material information concerning the Bank. Persons relying on the information in this presentation or any other communication by the Bank should do so at their own risk and the Bank or any of its officers and directors shall not be responsible for any kind of consequences or liability to any person arising out of, any act or omission based on or relying and acting upon any such information.

Figures for the previous period / year have been regrouped wherever necessary to conform with the current period's / year's presentation. Financial numbers are from Audited Financials or Limited Reviewed Financials or based on Management estimates.

Branch Network June 30, 2017

DCB BANK

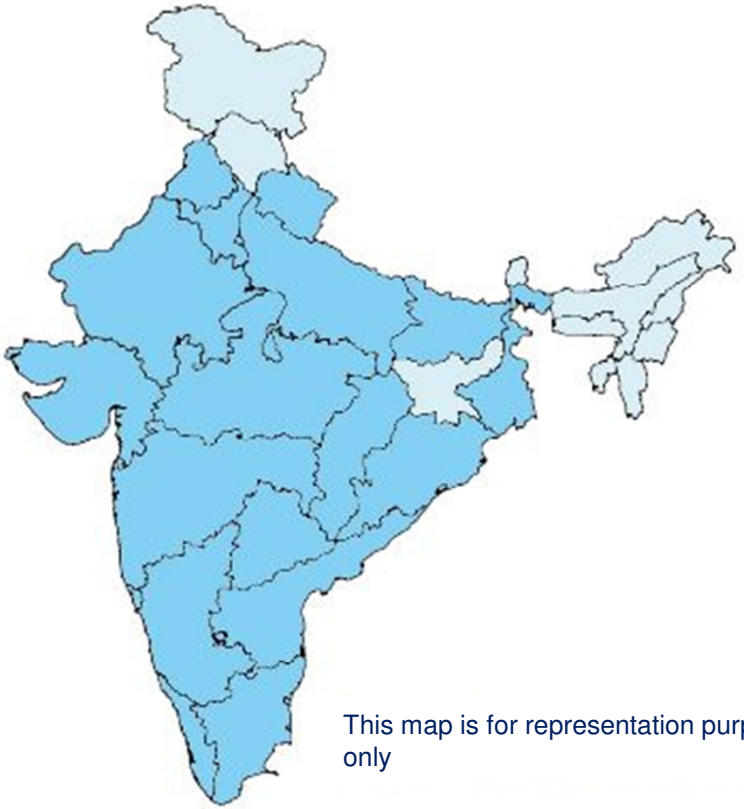

This map is for representation purpose only

At a Glance	
Branches	290
ATMs	504
Network*	35,000+

Category	No. of Branches	%
Metro	93	32
Urban	67	23
Semi Urban	69	24
Rural	61	21
Total	**290**	**100**

*DCB Bank customers are able to access VISA ATMs across the world

- **DCB Bank** is a modern emerging new generation private sector bank with 290 branches across 19 States and 3 Union Territories. It is professionally managed and governed. DCB Bank has comprehensive range of products and services, contemporary technology and infrastructure including state of the art internet and mobile banking.
- It is a Scheduled **Commercial Bank** regulated by the Reserve Bank of India.

Key Indicators - I

DCB BANK

INR mn	No. of Branches	Balance Sheet	Cost to Income Ratio	Return on Asset	Return on Equity
Q1 FY 2018	**290**	**243,451**	**57.23%**	**1.06%**	**10.73%**
FY 2017	262	240,464	60.04%	0.93%	10.30%
FY 2016	198	191,185	58.45%	1.14%	11.59%
FY 2015	154	161,323	58.83%	1.37%	14.16%
FY 2014	130	129,231	62.93%	1.31%	14.04%
FY 2013	94	112,788	68.58%	1.06%	11.13%
FY 2012	84	86,769	74.45%	0.68%	8.38%
FY 2011	80	74,129	71.43%	0.32%	3.52%
FY 2010	80	61,367	80.62%	(1.30%)	(13.13%)
FY 2009	80	59,430	76.27%	(1.48%)	(14.32%)

Key Indicators - II

DCB BANK

INR mn	Q1 FY 18	Q4 FY 17	Q1 FY 17	Y-o-Y
Deposits	**191,548**	192,892	**156,796**	22%
Of which CASA	**51,431**	46,892	**36,189**	42%
Of which Retail Term	**103,111**	102,587	**92,460**	12%
- Of which NRI Term	**13,971**	13,686	**12,590**	11%
Net Advances	**162,657**	158,176	**133,369**	22%
Advances (Excluding Corporate Banking)	**137,482**	132,868	**112,809**	22%

INR mn	Q1 FY 18	Q4 FY 17	Q1 FY 17	Y-o-Y
Net Interest Income	**2,332**	2,203	**1,770**	32%
Non Interest Income [1]	**857**	636	**601**	43%
Total Cost	**(1,825)**	(1,685)	**(1,444)**	(26%)
Operating Profit	**1,364**	1,153	**927**	47%
Profit Before Tax	**1,009**	814	**722**	40%
Profit After Tax	**652**	529	**470**	39%

1: Includes one-off Treasury gains of INR 214 mn for Q1 FY 18 and INR 104 mn for Q1 FY 2017 on sale of HTM securities transferred to AFS/HFT

Balance Sheet

DCB BANK

INR mn	Mar 31, 2012	Mar 31, 2013	Mar 31, 2014	Mar 31, 2015	Mar 31, 2016	Mar 31, 2017	Jun 30, 2017
Shareholder's Equity	8,614	10,031	11,540	15,886	17,922	22,049	**26,249**
Deposits	63,356	83,638	103,251	126,091	149,260	192,892	**191,548**
Borrowings[1]	11,235	15,256	8,601	11,638	11,479	12,758	**13,658**
Other Liabilities & Provisions[1]	3,564	3,863	5,839	7,708	12,524	12,765	**11,996**
Total	86,769	112,788	129,231	161,323	191,185	240,464	**243,451**
Cash, Inter-bank, etc.	4,566	8,833	6,896	7,192	8,916	11,925	**12,125**
Investments[2]	20,993	29,884	32,308	39,622	43,333	58,179	**55,839**
Net Advances	52,844	65,861	81,402	104,651	129,214	158,176	**162,657**
Fixed Assets	1,846	2,394	2,386	2,367	2,480	4,886	**4,859**
Other Assets[2]	6,520	5,816	6,239	7,492	7,242	7,298	**7,971**
Total	86,769	112,788	129,231	161,323	191,185	240,464	**243,451**
Credit Deposit Ratio	83.41%	78.74%	78.84%	83.00%	86.57%	82.00%	**84.92%**

1 : Subordinated Debt included in Borrowings as per RBI guidelines
2 : Investment in NABARD RIDF, SIDBI, NHB towards priority sector shortfall, earlier classified as Investments, are now being classified as "Other Assets" as per RBI circular dated July 16, 2015

Profit & Loss

DCB BANK

INR mn	Q1 FY17	Q2 FY17	Q3 FY17	Q4 FY17	Q1 FY18
Net Interest Income	**1,770**	1,903	2,095	2,203	**2,332**
Other Income	**601**	616	641	636	**857**
- *Commission, exchange and brokerage*	***379***	*422*	*403*	*452*	***519***
- *Profit on Sale of Investment*	***172***	*116*	*125*	*41*	***287***
- *Profit on Exchange Transaction*	***31***	*42*	*22*	*9*	***32***
Operating Income	**2,371**	2,519	2,736	2,839	**3,189**
Operating Expenses	**(1,444)**	(1,510)	(1,643)	(1,685)	**(1,825)**
Operating Profit	**927**	1,009	1,093	1,153	**1,364**
Provisions other than Tax	**(205)**	(265)	(306)	(339)	**(355)**
Profit Before Tax	**722**	744	787	814	**1,009**
Tax	**(252)**	(259)	(274)	(285)	**(357)**
Profit After Tax	**470**	485	513	529	**652**
Cost Income Ratio	**60.90%**	59.96%	60.07%	59.37%	**57.23%**

Profit & Loss

DCB BANK

INR mn	FY 2012	FY 2013	FY 2014	FY 2015	FY 2016	FY 2017
Net Interest Income	2,277	2,844	3,684	5,082	6,195	**7,971**
Other Income	1,004	1,170	1,387	1,657	2,205	**2,494**
- *Commission, exchange and brokerage*	*786*	*893*	*999*	*1,193*	*1,405*	***1,657***
- *Profit on Sale of Investment*	*118*	*139*	*225*	*277*	*423*	***454***
- *Profit on Exchange Transaction*	*69*	*72*	*57*	*76*	*145*	***104***
Operating Income	3,281	4,014	5,071	6,739	8,400	**10,465**
Operating Expenses	(2,443)	(2,753)	(3,191)	(3,965)	(4,910)	**(6,283)**
Operating Profit	838	1,261	1,880	2,774	3,490	**4,182**
Provisions other than Tax	(287)	(240)	(366)	(694)	(879)	**(1,115)**
Profit Before Tax	551	1,021	1,514	2,080	2,611	**3,067**
Tax	0	0	0	168	(666)	**(1,070)**
Profit After Tax	551	1,021	1,514	1,912	1,945	**1,997**
Cost Income Ratio	74.45%	68.58%	62.93%	58.83%	58.45%	**60.04%**

Deposits Mix

DCB BANK

Deposits as on Jun 30, 2017

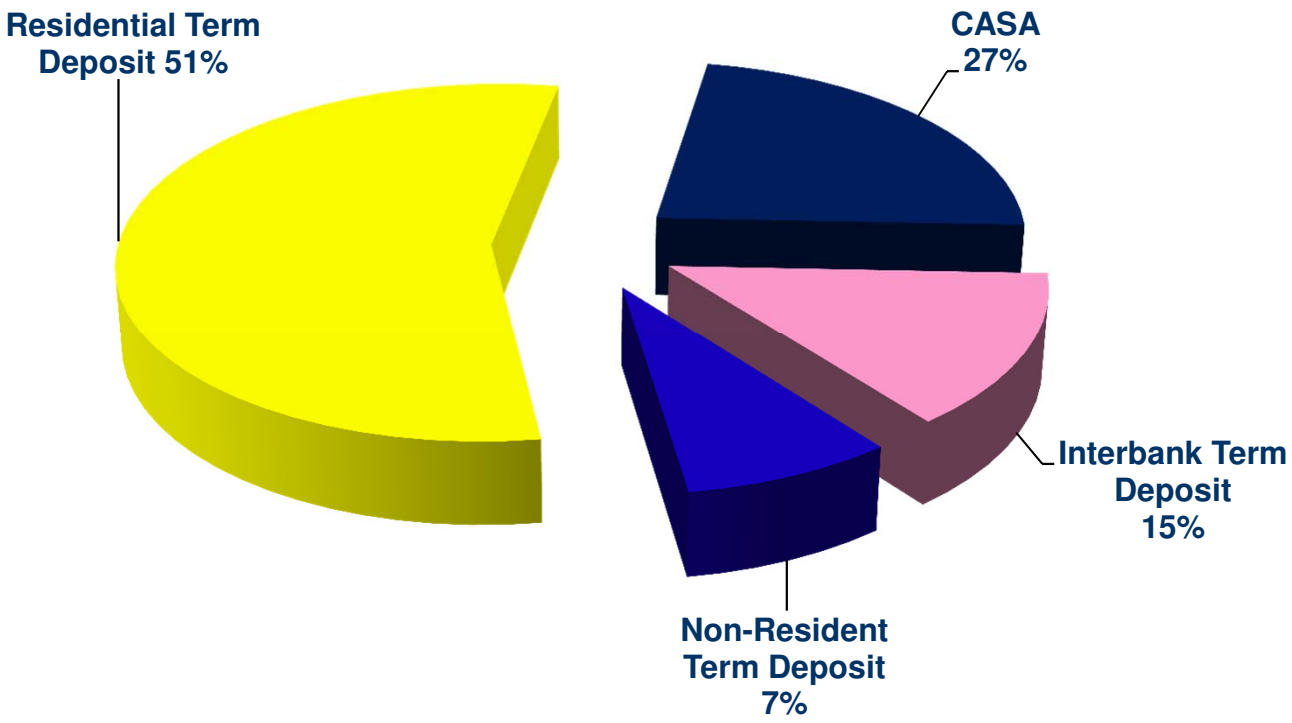

Retail Deposits to Total Deposits - 79.57%

* CASA includes NRI CASA.

Advances Mix

DCB BANK

Net Advances as on Jun 30, 2017

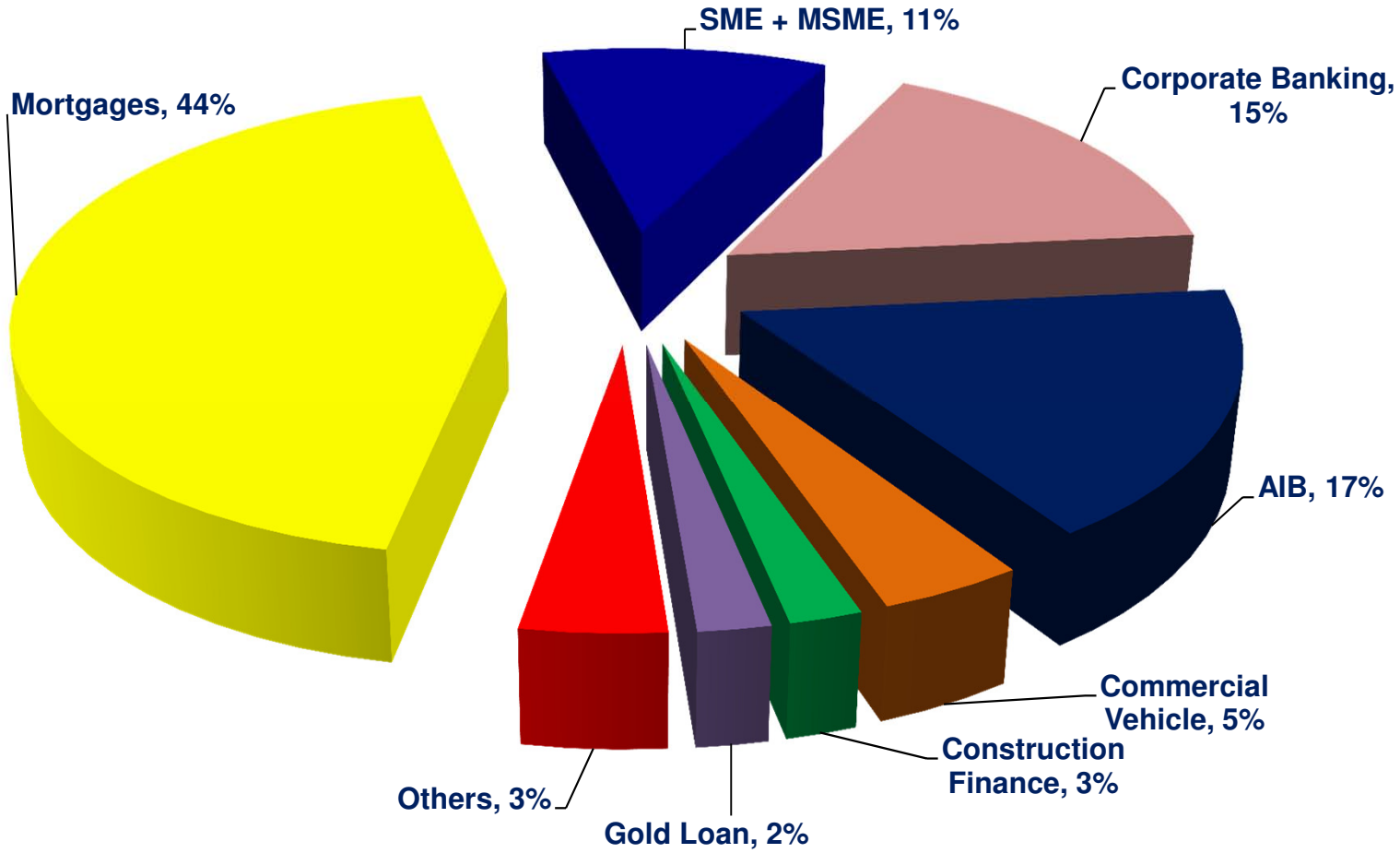

NIM, Yield and Cost of Funds

DCB BANK

Year Ended	Mar 31, 2012	Mar 31, 2013	Mar 31, 2014	Mar 31, 2015	Mar 31, 2016	Mar 31, 2017	Jun 30, 2017
Net Interest Margin	3.25%	3.34%	3.56%	3.72%	3.94%	4.04%	**4.23%**
Yield on Advances	12.60%	12.75%	12.84%	12.63%	12.52%	12.03%	**11.66%**
Cost of Funds	7.11%	7.78%	7.78%	7.78%	7.54%	7.00%	**6.61%**

Non Performing Assets

DCB BANK

	Mar 31, 2012	Mar 31, 2013	Mar 31, 2014	Mar 31, 2015	Mar 31, 2016	Jun 30, 2016	Mar 31, 2017	Jun 30, 2017
Gross NPA	4.40%	3.18%	1.69%	1.76%	1.51%	**1.72%**	1.59%	**1.74%**
Net NPA	0.57%	0.75%	0.91%	1.01%	0.75%	**0.87%**	0.79%	**0.92%**
Provision Coverage	91.17%	85.71%	80.54%	74.66%	77.55%	**75.25%**	73.80%	**71.83%**

INR mn	Mar 31, 2012	Mar 31, 2013	Mar 31, 2014	Mar 31, 2015	Mar 31, 2016	Jun 30, 2016	Mar 31, 2017	Jun 30, 2017
Mortgages	103	197	240	362	464	**626**	717	**1,002**
SME+MSME	141	576	873	273	245	**279**	324	**316**
Corporate	627	473	154	919	861	**861**	859	**675**
AIB	25	27	66	187	288	**404**	366	**510**
Gold Loans	3	3	12	28	22	**28**	22	**65**
CV/STVL*	322	253	36	88	92	**111**	200	**215**
Others	1,197	621	4	4	2	**4**	54	**70**
Gross NPA	**2,418**	**2,150**	**1,385**	**1,861**	**1,974**	**2,313**	**2,542**	**2,853**
Net NPA	**302**	**491**	**740**	**1,057**	**975**	**1,157**	**1,244**	**1,491**

*CV/STVL represents Commercial Vehicle and Small Ticket Vehicle Loan

Gross NPA Movement

DCB BANK

INR mn	Q1 2016-17	Q4 2016-17	Q1 2017-18	FY 2016-17
Opening Balance	**1,974**	**2,279**	**2,542**	1,974
(+) Add				
Fresh Slippages	**578**	742	**856**	2,613
Addition to Existing NPAs	**1**	4	**31**	7
(-) Less				
Recoveries	**193**	225	**210**	1,199
Upgrades	**43**	168	**121**	409
Write Offs / Sacrifice	**4**	90	**245**	444
Closing Balance	**2,313**	**2,542**	**2,853**	**2,542**

Sale of NPA to Asset Reconstruction Company Included above against -				
INR mn	**Q1 2016-17**	**Q4 2016-17**	**Q1 2017-18**	**FY 2016-17**
Recoveries	-		23	520
Write Offs / Sacrifice	-		7	348

Treasury

DCB BANK

INR mn	Mar 31, 2012	Mar 31, 2013	Mar 31, 2014	Mar 31, 2015	Mar 31, 2016	Mar 31, 2017	Jun 30, 2017
SLR	20,219	24,332	28,072	34,750	39,855	47,711	**46,181**
Non-SLR	774	5,552	4,236	4,872	3,478	10,468	**9,658**
Total Investments*	**20,993**	**29,884**	**32,308**	**39,622**	**43,333**	**58,179**	**55,839**
HTM	16,660	19,903	22,603	27,567	30,580	40,286	**38,267**
AFS	3,541	5,155	7,684	9,484	10,782	17,840	**17,513**
HFT	792	4,826	2,021	2,571	1,971	53	**59**
Total Investments*	**20,993**	**29,884**	**32,308**	**39,622**	**43,333**	**58,179**	**55,839**

Modified Duration	Mar 31, 2012	Mar 31, 2013	Mar 31, 2014	Mar 31, 2015	Mar 31, 2016	Mar 31, 2017	Jun 30, 2017
AFS+HFT	0.61	0.77	0.34	1.32	1.22	0.93	**0.80**

* Investment in NABARD RIDF, SIDBI, NHB towards priority sector shortfall, earlier classified as Investments, are now being classified as “Other Assets” as per RBI circular dated July 16, 2015
Total Investment: Represents Net investments (HTM – Held To Maturity, AFS – Available For Sale, HFT – Held For Trading)

Capital Adequacy Ratios – Basel III

DCB BANK

	Mar 31, 2012	Mar 31, 2013	Mar 31, 2014	Mar 31, 2015	Mar 31, 2016	Jun 30, 2016	Mar 31, 2017	Jun 30, 2017
CRAR	15.41%	13.61%	13.71%	14.95%	14.11%	**13.15%**	13.76%	**15.25%**
-- Tier I	13.81%	12.62%	12.86%	14.21%	12.79%	**11.92%**	11.87%	**13.44%**
-- Tier II	1.60%	0.99%	0.85%	0.74%	1.32%	**1.23%**	1.89%	**1.81%**
RWA* (INR mn)	57,907	74,029	85,110	105,973	134,299	**144,475**	172,832	**179,262**

Capital Adequacy Ratio are under Basel III from FY 2013-14 (Prior period ratios are under Basel II)

* RWA – Risk Weighted Assets

Ratings

DCB BANK

	Mar 31, 2013	Sep 30, 2013	Dec 31, 2014	Mar 31, 2016	Sep 30, 2016	Dec 31, 2016	Jun 30, 2017
ICRA							
Long Term – Subordinated Debt	-	-	-	A+(hyb) / (stable)	A+(hyb) / (stable)	A+(hyb) / (stable)	**A+(hyb) / (stable)**
Short – Term Fixed Deposits	-	-	A1+	A1+	A1+	A1+	**A1+**
CRISIL							
Certificate of Deposits	A1+	A1+	A1+	A1+	A1+	A1+	**A1+**
Short – Term Fixed Deposits	-	A1+	A1+	A1+	A1+	A1+	**A1+**

Short-Term Fixed Deposits Programme (with a contracted maturity of upto one year)

Overview

Who is our Customer?

Self Employed / Small Business *(For example: Trader, Commodity, Gold Trader, Vegetable Trader, Commission Agent, Retailer, Restaurant Owner, Caterer, Baker, Vending Machine Supplier , Consultant, Doctor, Contractor, Interior Decorator, Software Designer, Salon, Beauty Parlor, Printer, Electrical Engineer, Saw Mill, Flour Mill, Rice Mill, Grocery Store, Brick Maker, Builder, Fabricator, Artist, Writer, Auto Repair, Ship Repair, Pharmacy, Computer Specialist, Furniture Maker, Uniform Maker, Garment Shop, Fashion Tailor, Hardware Shop, Agri Processor, Pesticide Dealer, Auto Dealer, Scrap Dealer, Stationery Supplier, FMCG Dealer, Tool Maker, Agri Input Dealer, Tractor Dealer, Plastic Manufacturer, Mattress Manufacturer, Water Supplier, Computer Classes, Internet Café, Coaching Classes, Tour Operator, Hotel Owner, Transporter, Ticketing Agent, C&F Agent etc.)* ***The list of Self Employed occupation is endless. The target market is essentially Micro, Small and Medium Enterprises both in Manufacturing and Services.*** *(Please refer MSMED Act 2006).* ***Majority of lending to MSME sector qualifies for Priority Sector Lending.***

MSME Opportunity

MSME play a pivotal role in the economic and social development of the country.

- ✓ Number of Working Enterprises – **49 million,** Employment – **111 million**
- ✓ Urban – **45%**, Rural – **55%**
- ✓ Manufacturing – **32%**, Service – **68%**
- ✓ Sole Proprietor – **94%**
- ✓ Market value of Fixed Assets – **INR 13,637 billion**

(Source: Annual Report 2014-15 Government of India, Ministry of Micro, Small and Medium Enterprise)

- ✓ **51%** of Indian workforce is self employed (Source: DNA survey – June, 2013)

DCB Portfolio

- ✓ Self Employed Portfolio (estimates)
  - **89%** of CASA accounts
  - **86%** of Mortgage accounts

Our Customers

DCB BANK

Bearing & Engine Workshop

DCB BANK

Handicraft Business

DCB BANK

Mandi Trader

DCB BANK



DCB BANK

Saree Store Owner

DCB BANK

DCB BANK

DCB BANK

Mechanic

Business Strategy

DCB BANK

1. Rely mainly on Retail Deposits (Term, CASA). Grow NRI deposits. Limit dependency on bulk.

2. Concentrate on Tier 2 to Tier 6 locations.

3. Relentless focus on Liquidity, Costs, Operational Risks, People and Customer Service. Improve continuously.

4. Grow Retail Mortgages, MSME, SME, Commercial Vehicle, Tractor Finance, Gold Loan, Mid- Corporate and Agri Loans.

5. Form strategic alliances with entities to enhance product / distribution.

6. Continuously strengthen Credit Processes, Portfolio Management and Recoveries.

7. Create a diversified and largely secured Advances portfolio. Limit unsecured and lumpy exposures.

8. Invest heavily on customer facing and frontline enabling technologies.

9. Generate steady granular Fee income. Cross sell Bancassurance, Mutual Funds, Trade, FX, CMS.

10. Partner with select "start-up" companies on disruptive technologies.

Implement 150+ additional branches in a cautious, prudent and calibrated manner over a period of 24 months from October, 2015.

Products and Services

DCB BANK

Retail Banking

Deposit Products:
- Corporate Salary
- Current and Savings
- Lockers
- NRI Deposits
- POS Terminals
- Term Deposits

Cards:
- ATM Card
- Co-branded Prepaid Card
- Credit Card*
- Debit Card
- Forex Card
- Gift Card
- Secured Card

Payments:
- Bill / Utility Payments
- e Wallet - Slonkit
- IMPS / RTGS / NEFT / UPI
- On-line ShareTrading/ Demat
- Remittances
- Tax Payments
- Visa Money Transfer

Loans:
- Auto Loan
- Commercial Vehicle
- Construction Equipment*
- Construction Finance
- Dealer Trade Advance
- Home Loan
- Kisan Credit Card
- Loan Against Gold
- Loan Against Property
- Loan Against Shares
- Loan Against Warehouse Receipts
- Tractor Loan
- Warehouse Construction Loan

Third Party Products:
- Life Insurance and General Insurance
- Mutual Funds

SME, Corporate Banking, NBFCs, Co-operative Banks

- Bills Collection
- Current Account
- Foreign Exchange
- Guarantees
- Import /Export
- Letters of Credit
- Portfolio Buyout
- Supply Chain
- Term Loans
- Trade Current Account
- Working Capital
- Cash Management**
- Internet Banking
- RTGS /NEFT

Treasury, NBFCs, Co-operative Banks

- CDs
- Corporate Bonds
- Equity Investment
- Foreign Exchange
- Liquidity Management
- Statutory Reserves Management
- Trading in Government Securities

Services

- 24/7 Phone Banking
- Any Branch Banking
- Foreign Exchange

Privilege Banking

Internet Banking

Mobile Banking

Aadhaar based ATM

*Offered to existing customers. ** DCB Bank has a tie up with Axis Bank to provide customers with cash management facilities at over 1,000 locations across India.

Capital Raising and Milestones

DCB BANK

Tier I Capital Raising

2017	QIP of INR 3.8 bn
2014	QIP of INR 2.5 bn
2012	QIP of INR 940 mn and Preferential Allotment of INR 1,390 mn
2009	QIP of INR 810 mn
2007	Preferential Allotment of INR 2.8 bn
2006	IPO of INR 1.86 bn and Private Equity Investment of INR 519.9 mn
2005	Private Equity Investment by AKFED (Principal Promoter) of INR 1.4 bn

Milestones

2017	Opened 250th Branch
2016	Opened 200th Branch
2015	Opened 150th Branch
2013	Name changed to DCB Bank Ltd.
2013	Opened 100th Branch
2004	Classified as a "New Generation Private Sector Bank" by the RBI
1995	Conversion to Development Credit Bank Ltd.

Investor Profile as on June 30, 2017

DCB BANK

DCB BANK

Shareholding Pattern

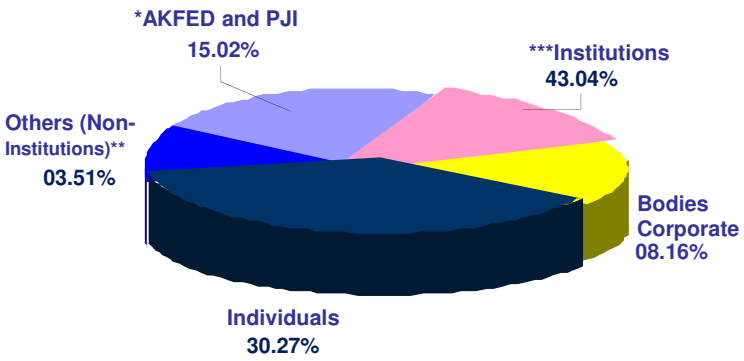

*AKFED: Aga Khan Fund for Economic Development & PJI: Platinum Jubilee Investment Ltd.

**Includes Clearing Members (0.93%), Non Resident Indians (1.61%), Foreign Corporate Bodies (0.17%), Trusts (0.01%) & Directors & their relatives (0.78%)

***Institutions includes 22.54% held by FII & FPI

Key Non Promoter Shareholders	%
Tano Mauritius India FVCI II	4.27%
Premji Invest *	3.95%
Mathews India Fund	3.94%
Sundaram Mutual Fund *	3.53%
DSP Blackrock Micro Cap Fund	2.63%
Birla Sunlife Mutual Fund *	2.38%
Tata Mutual Fund *	1.78%
Ambit Group *	1.68%
Apax Global Alpha Limited	1.51%
Motilal Oswal *	1.51%
HDFC Standard Life Insurance Company Limited *	1.31%
Schroders International Selection Fund *	1.22%
Steinberg India Emerging Opportunities Fund Limited *	1.13%
Caisse de depot et placement du Quebec	1.05%

* Held under various schemes/ funds/ entities.

Aga Khan Fund for Economic Development

- DCB Bank is promoted by the Aga Khan Fund for Economic Development (AKFED) http://www.akdn.org/akfed
- AKFED is an international development enterprise. It is dedicated to promoting entrepreneurship and building economically sound companies
- AKFED operates as a network of affiliates with more than 90 separate project companies employing over 80,000 people. The Fund is active in the developing countries

Board of Directors

DCB BANK

Nasser Munjee
Non- Executive Chairman

Ex-Executive Director – HDFC, instrumental in setting up IDFC. Sits on 9 Corporate Boards in India including HDFC, Tata Motors, etc.

Amin Manekia	Pioneered in concept of automatic beverage vending machines in India. More than 20 years in various capacities in different institutions of AKDN for the social-economic uplift of the poor.
Altaf Jiwani	With expertise in Foreign Exchange, Risk Management and Trade Finance. He is currently on the Board of Aga Khan Foundation.
C. Narasimhan	A professional Banker. With SBI, held very senior level responsibilities across all important functions. He was a permanent invitee of SBI's Central Board and Audit Committees and on the Boards of SBI Group Cos.
Imran Contractor	Qualified Chartered Accountant and Cost Accountant. Advisor to several Corporate Managements and High Net worth Individuals on investment strategy and acted as consultant to reputed Mutual Fund.
Iqbal Khan	Partner at Shardul Amarchand Mangaldas & Co. and member of the Private Equity and Mergers and Acquisitions practice group. He completed his J.D. from Columbia Law School, & LL.B. from London School of Economics and Political Science.
Murali M Natrajan *Managing Director & CEO*	Standard Chartered Bank, Citibank, American Express – *31 years experience.
Jamal Pradhan	A Commerce Graduate with specialization in the areas of exports and small scale industry. He is a promoter director of Pradhan Mercantile Private Limited and has experience of over two decades in export and small & medium manufacturing industry.
Nalin Shah	Retired partner of Deloitte Haskins & Sells and S. B. Billimoria Co. Member of Expert Advisory Committee and Past member of Accounting Standards Board of ICAI and Company Law Committee of the Bombay Chamber of Commerce & Industry.
Rupa Devi Singh	A graduate in Science, a post-graduate in law from the University of Delhi and holds CAIIB. She has over 35 years of experience in areas of Commercial Banking, Project Structuring, Infrastructure, etc. She was the founder Managing Director and CEO of Power Exchange India (PXIL).
Shaffiq Dharamshi	A MSc Graduate in Economics with specialization in Risk Management. He is currently working with AKFED as Head of Banking.
S. Sridhar	Retired as Chairman and Managing Director of Central Bank of India. Has also served as the Chairman and Managing Director of National Housing Bank (NHB) and Executive Director of EXIM Bank. Started career with SBI.

* Worked in India & Abroad

Management Team

DCB BANK

Aditya Prasad – 31 yrs work exp.
Head – Processes & Projects

Gaurav Mehta – 21 yrs work exp.
Head – Marketing, PR , Corporate Communication & *Investor Relations*

Hamsaz V – 17 yrs work exp.
Head - Human Resource

Krishna Ramasankaran – 21 yrs work exp.
Head Credit – Retail & SME

Rajesh Verma - *31 yrs work exp.
Head – Treasury , Correspondent Banking & Trade Finance

Sachin Patange – 25 yrs work exp.
Chief Compliance Officer

Sukesh Bhowal – 20 yrs work exp.
Head – Mortgages & Gold Loan

Hemant Barve – 42 yrs work exp.
Company Secretary

Ajay Mathur – 23 yrs work exp.
Head – Collections & Commercial Vehicles

T P Anuradha – 17 yrs work exp.
Chief Internal Auditor & Internal Vigilance

Damodar Agarwal – 20 yrs work exp.
Head – Alternate Channels

Bharat Sampat - *31 yrs work exp.
Chief Financial Officer

Murali M. Natrajan - *31 yrs work exp.
Managing Director & CEO

R. Venkattesh – 27 yrs work exp.
Head – Operations, Technology and Human Resource

N C Kaushal – 16 yrs work exp.
Business Head - SME & MSME

Pankaj Sood – 18 yrs work exp.
Head – Retail Liabilities , TCB & TPD

Abhijit Bose - *25 yrs work exp.
Head – Chief Credit Officer

Kamala Kant Pandey – 22 yrs work exp.
Head: Channel Sales & Emerging Markets

J. K Vishwanath – 24 yrs work exp.
Head – Corporate Banking

Narendranath Mishra – 17 yrs work exp.
Head – Agri & Inclusive Banking

Praveen Kutty - *26 yrs work exp.
Head – Retail & SME Banking

Manoj Joshi – 21 yrs work exp.
Business Head – Trade Finance

Sridhar Seshadri – 34 yrs work exp.
Chief Risk Officer

Amit Mehta – 18 yrs work exp.
Head – Personal Loans & Smart Credit

*Worked in India & Abroad.

Only key profiles represented

Reward & Recognition

DCB Bank awarded the Best Small Bank at the Businessworld Magna Awards 2017

Digital Update

Four pillars of digital agenda

DCB BANK

1

Core Applications – continuously upgrade business applications to support digital transformation

2

Mobile / Tab – create customer convenience by optimum use of mobile devices

3

Payments – innovative solutions that are dynamic, secure and fast

4

Infrastructure – modernize to support business growth in a cost effective and secure manner

DCB BANK

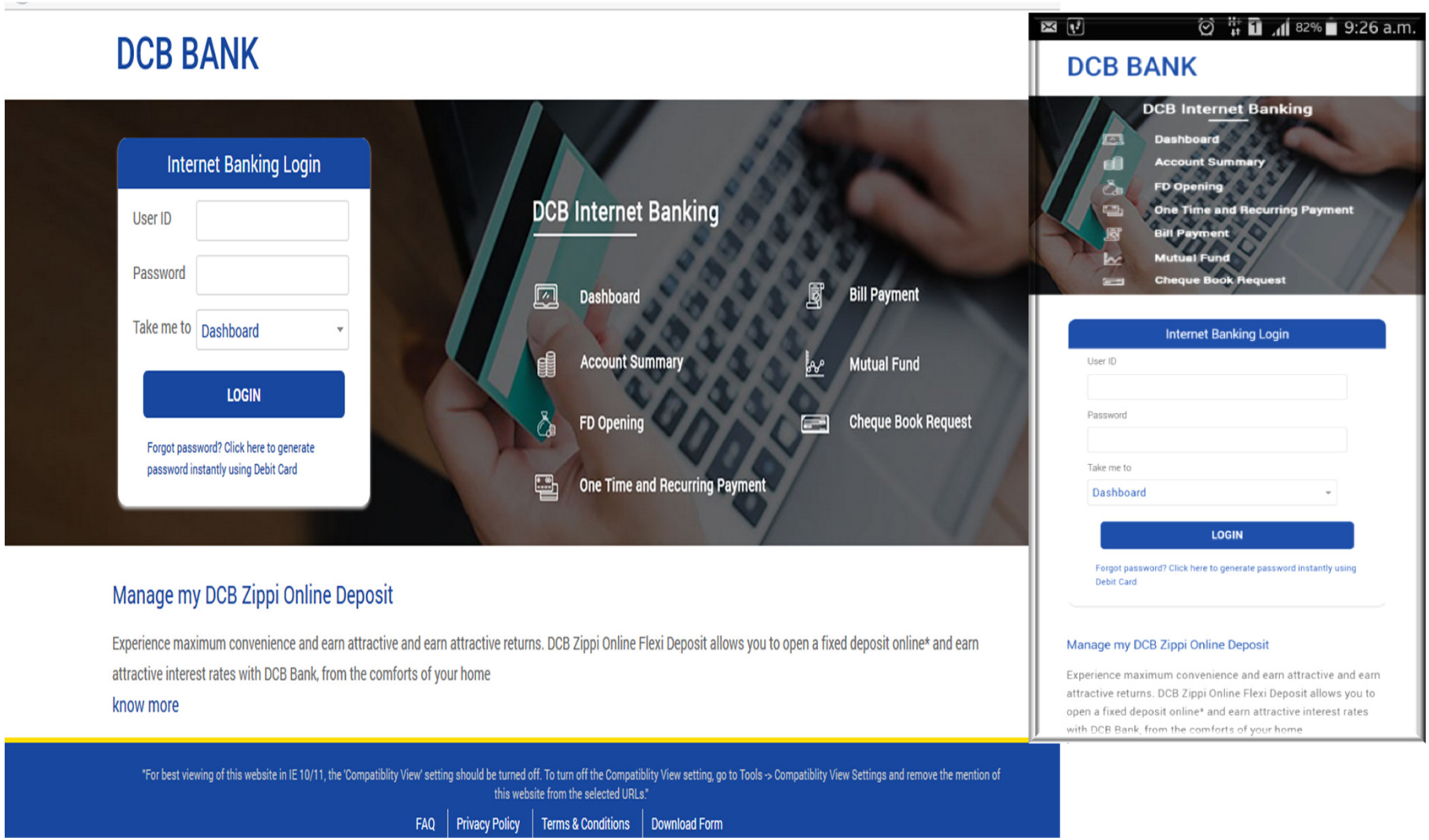

New Personal Internet Banking Launched

DCB BANK

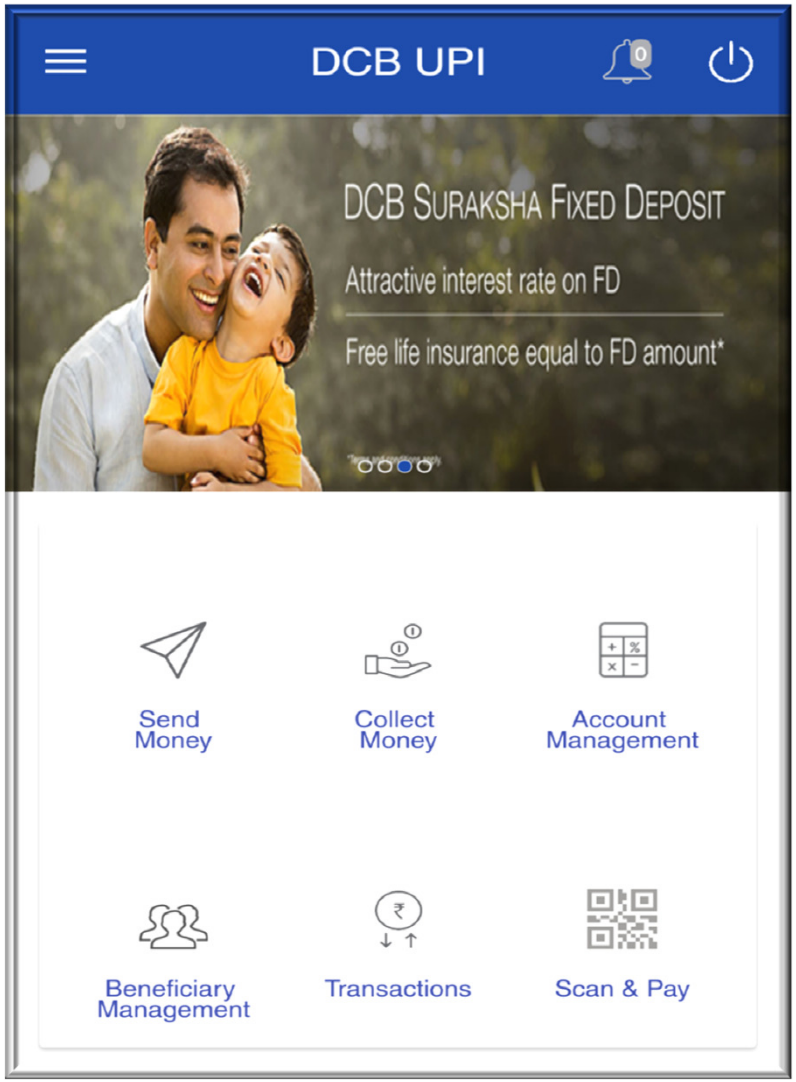



New Version of Unified Payment Interface (UPI 1.5)

DCB BANK

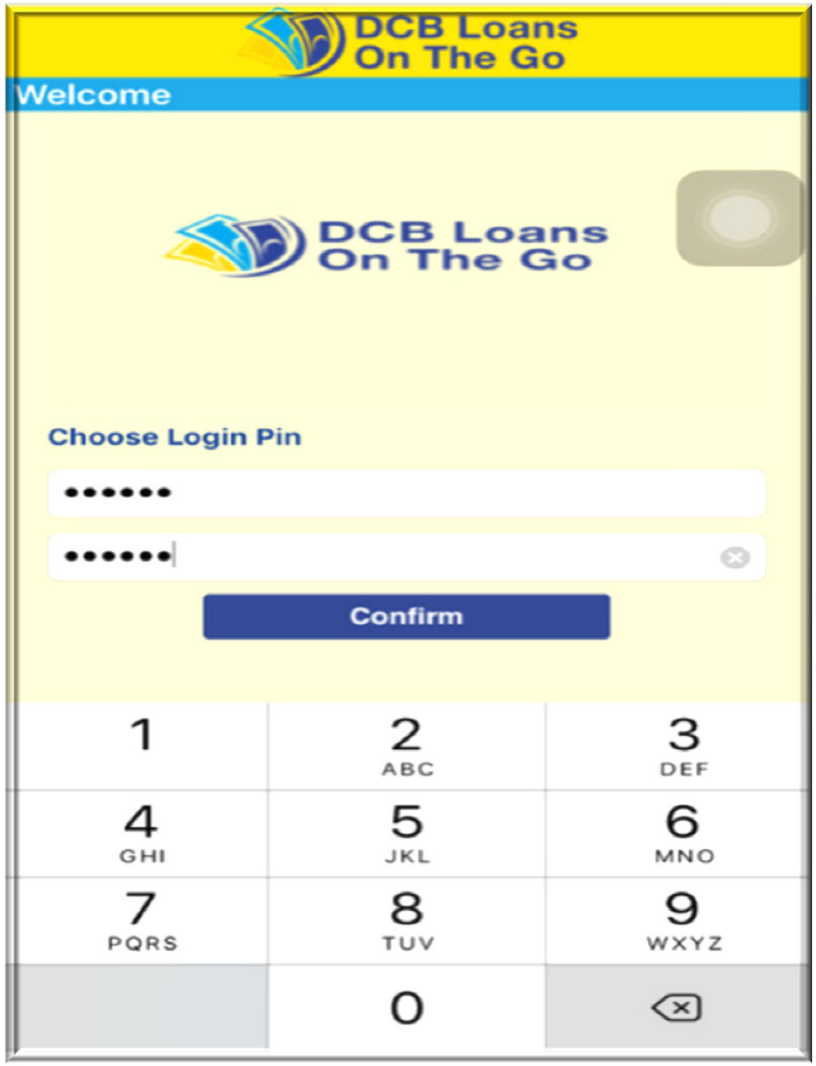

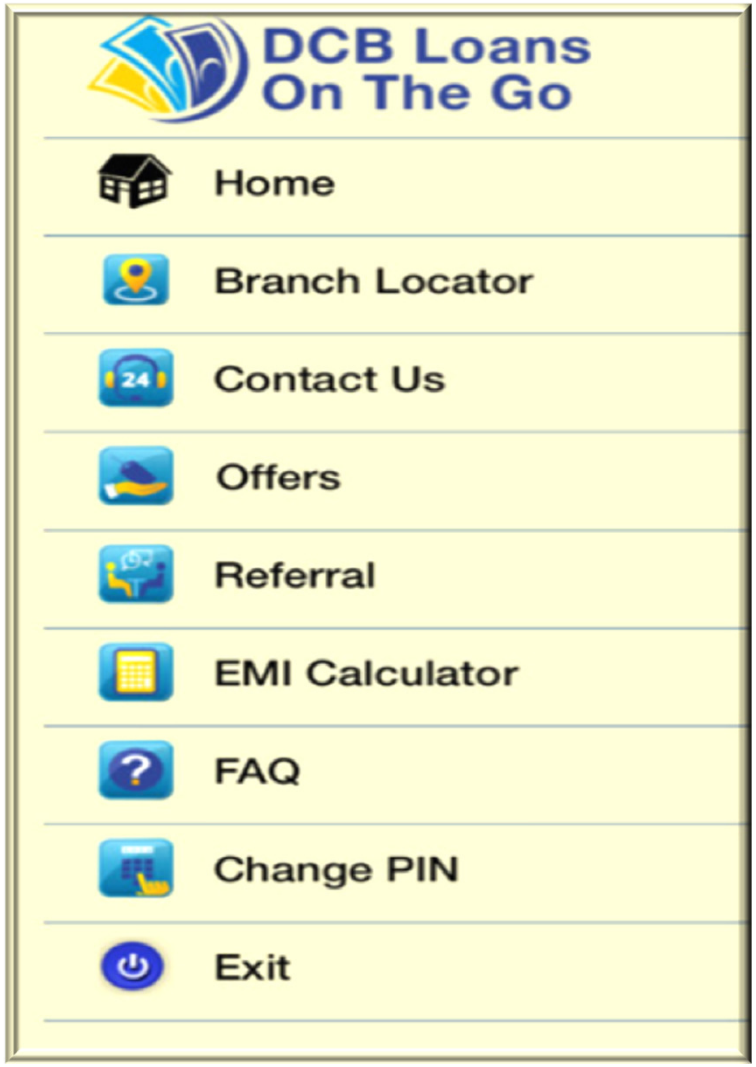

iOS version of Mobile Based Retail Loan System

Thank you

To receive investor updates from DCB Bank Ltd., write in at investorrelations@dcbbank.com . Do let us know of any change in your contact details on the same email ID.