Syngene

Ref: Syn/Acts/CS/SE/IP/BSE-NSE

Syngene International Limited
Biocon Park SEZ, Bommasandra IV Phase
Jigani Link Road, Bengaluru 560099, India
T +91 80 6775 8000
F +91 80 6775 8808
CIN: L85110KA1993PLC014937

www.syngeneintl.com

January 25, 2017

To,	To,
The Manager Listing	The Manager Listing
BSE Limited	National Stock Exchange of India Limited
Corporate Relationship Department	Corporate Communication Department
Dalal Street, Mumbai – 400 001	Bandra (EAST), Mumbai – 400 051
Scrip Code: 539268	**Scrip Symbol: SYNGENE**

Dear Sir/Madam,

Subject: Investor Presentation under regulation 30 of SEBI (Listing Obligations and Disclosure Requirements) Regulations 2015

This has reference to Regulation 30(6) of the SEBI (Listing Obligations and Disclosure Requirements) Regulations 2015, please find attached the Investor Presentation for the quarter ended December 31, 2016. The company will use this presentation for any meeting scheduled with analysts or institutional investors up to March 31, 2017.

The above mentioned Investor Presentation will also be available on website of the Company www.syngeneintl.com.

Request you to take the same on record.

Yours faithfully,

For **SYNGENE INTERNATIONAL LIMITED**

MAYANK VERMA

Digitally signed by MAYANK VERMA
DN: c=IN, o=Personal, postalCode=560017, st=Karnataka, 2.5.4.20=f2285a34b8327f771be6658c99862ec32c2dfeff81326ff8596b429caa883b64, serialNumber=ca1954b77eae2d96c42001d56bb09cce4e91dab3f7b4b21c3d23d3be613ac5fb, cn=MAYANK VERMA
Date: 2017.01.25 15:33:37 +05'30'

Mayank Verma
Company Secretary
E: Mayank.verma@syngeneintl.com
M: +91 97399 04949
T: + 91 80 6775 8781

Syngene

Putting Science to Work

Investor Presentation

December 2016

Strictly confidential & privileged

Syngene

Safe Harbour

Certain statements in this release concerning our future growth prospects are forward-looking statements, which are subject to a number of risks, uncertainties and assumptions that could cause actual results to differ materially from those contemplated in such forward-looking statements.

Important factors that could cause actual results to differ materially from our expectations include, amongst others general economic and business conditions in India, business outlook of our clientele and their research and development efforts our ability to successfully implement our strategy, our growth and expansion plans and technological changes, changes in the value of the Rupee and other currencies, changes in the Indian and international interest rates, change in laws and regulations that apply to the Indian and global biotechnology and pharmaceuticals industries, increasing competition, changes in political conditions in India and changes in the foreign exchange control regulations in India.

Neither the company, nor its directors and any of the affiliates have any obligation to update or otherwise revise any statements reflecting circumstances arising after this date or to reflect the occurrence of underlying events, even if the underlying assumptions do not come to fruition.

Introduction

Introduction

The Biocon Group

Syngene

- Services Based
- Contract Discovery
- Contract Development
- Contract Manufacturing

Biocon

- Product Based
- Biosimilars
- Formulations and Compounds
- Alternative Therapeutic Drugs

Syngene's Shareholding Pattern[1]

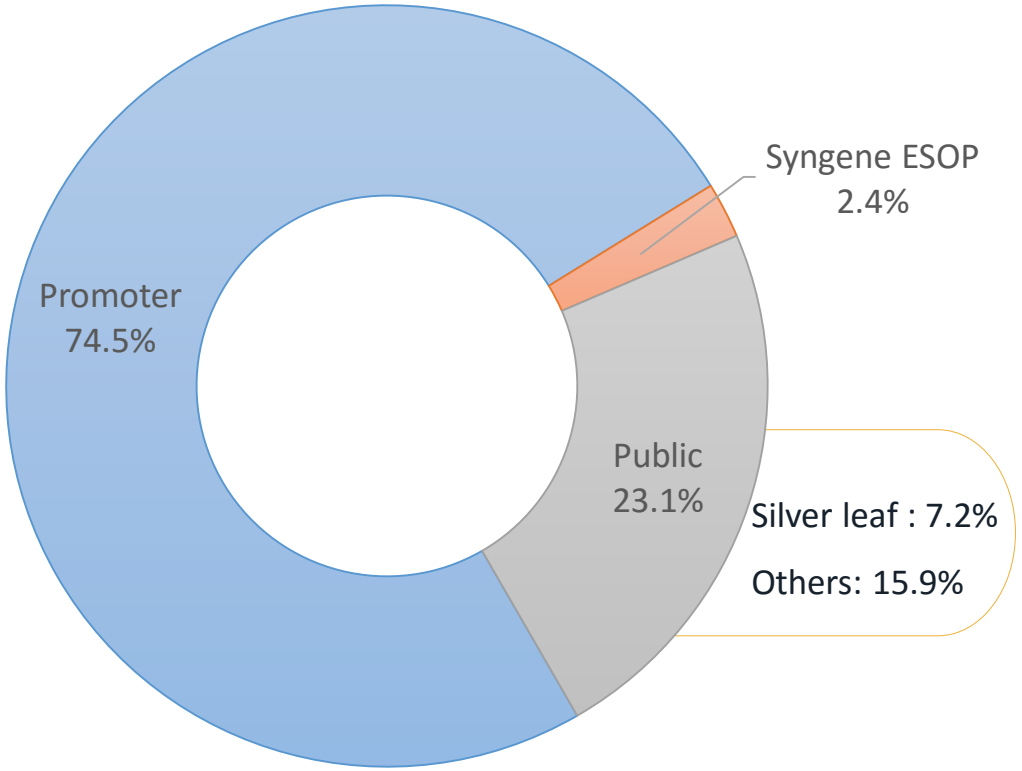

As of 31st December 2016 , percentages based on actuals, rounded off to nearest 1 place of decimal

Putting Science to Work
Strictly confidential & privileged

Syngene

Overview

- Established in 1994 as India's first Contract Research Organization – 22+ years of unparalleled experience in novel molecule discovery & development services
- Integrated Service Platform for small & large molecules including Antibody-drug conjugates and oligonucleotides
- World class Infrastructure audited successfully by US FDA, EMA, AAALAC and major life sciences partners

Recent Business Highlights

- All our three verticals performing as expected.
- Signed a strategic collaboration with Amgen Inc for setting up a dedicated R&D center that will have Syngene scientists working closely with Amgen's global scientific teams on cutting edge small and large molecule research.
- Acquired the bioinformatics assets of Strand Life Sciences along with a team of expert data scientists which strengthens our data analytics capabilities.

All figures in INR Mn unless otherwise specified

P&L Summary	Q3 FY17	Q3 FY16	YoY Change
Revenue	3,467	2,807	*23%*
EBITDA	1,274	1,036	*23%*
EBITDA Margin	*37%*	*37%*	
PAT	744	667	*12%*
PAT Margin	*21%*	*24%*	

P&L Summary	9M FY17	9M FY16	YoY Change
Revenue	9,564	7,789	*23%*
EBITDA	3,540	2,665	*33%*
EBITDA Margin	*37%*	*34%*	
PAT	2,089	1,619	*29%*
PAT Margin	*22%*	*21%*	

Syngene

Journey Over the Years

2002		2016*
20,000 sq. ft facility	Infrastructure	1.3 million sq. ft facility
100+	People	3,400+
- Chemistry - Preliminary biology	Capabilities	- End-to-End discovery, development and manufacturing capabilities
$5 million	Investment	$178 million

* For the nine months ended December 31, 2016

Putting Science to Work
Strictly confidential & privileged

Who We Are Today: A Global High Growth CRO Company

One of the leading India-based CROs

Integrated discovery and development platform

Focus on novel molecular entities

256[1] clients across multiple sectors

95%[1] of revenues from outside India

3,066[2] qualified scientists

World-class R&D and manufacturing infrastructure spread over 1.3[2] Million sq. ft facility.

Strong Growth and Profitability

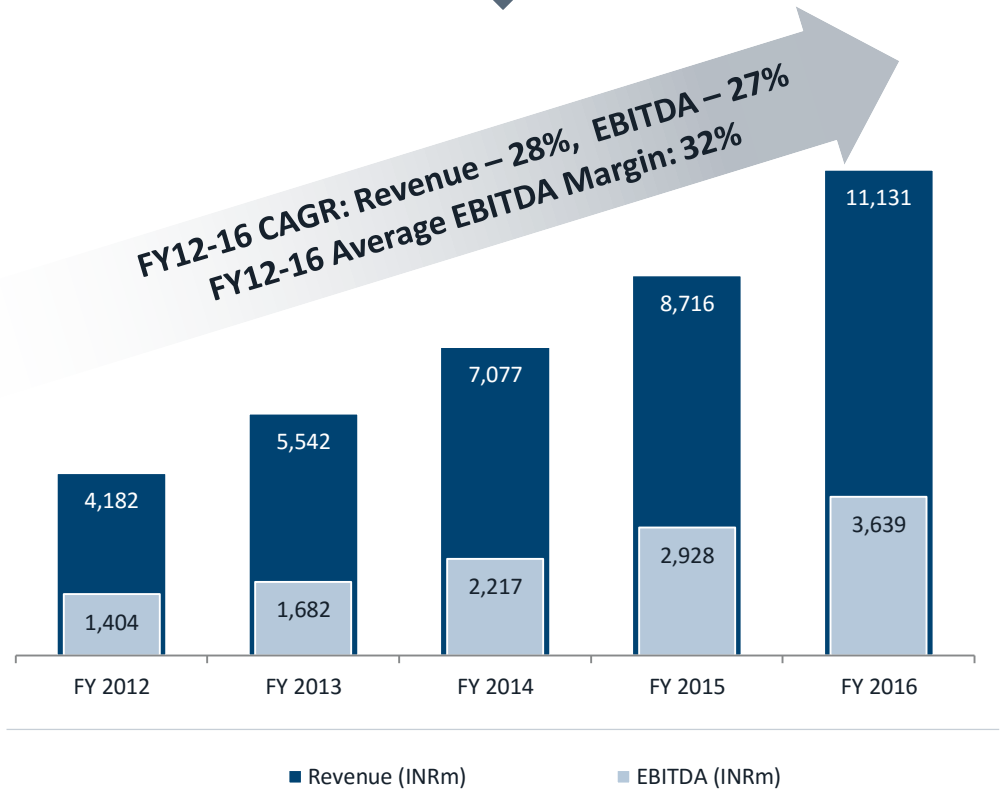

(1) For the fiscal ended March 31, 2016
(2) For the nine months ended December 31, 2016

Putting Science to Work
Strictly confidential & privileged

Putting Science to Work

Who we are and what we do

- Combining world class research talent and infrastructure with the Indian cost advantage
- Converting R&D to a variable cost for clients
- Moving beyond cost arbitrage to R&D productivity and innovation

Key Differentiators of Growth

- Scalable
- Predictable
- De-risked
- Profitable

Our Industry

Global Pharma R&D Trends

- **Large and growing addressable market**
  - Global R&D expenditure expected to increase from $139bn in 2014 to $152bn in 2018 (CAGR of 2.3%)
  - 75% of R&D spend can be potentially outsourced
- **Increasing per unit R&D cost for pharma**
  - 8x increase in cost per Novel Molecular Entity from $140m in the mid-1970s to $1,200m early-2000s
- **Increasing outsourcing penetration driven by:**
  - Focus on core competencies
  - Emergence of "virtual" companies
  - Shift from fixed to variable cost models

Industry Statistics

(US$ bn)

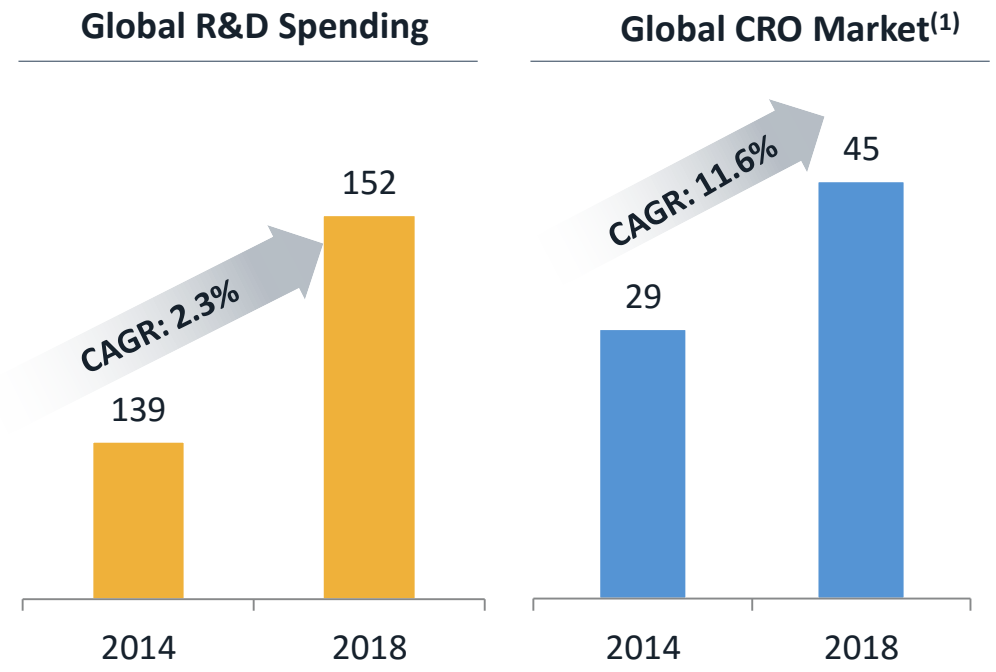

Source: Frost & Sullivan, IQ4I, Frost & Sullivan, (1) CRO Market refers to global preclinical and development services market and excludes discovery services

Putting Science to Work
Strictly confidential & privileged

Global CRO Market: Over US$43bn and Growing

Outsourcing Market by Stage of DD Continuum

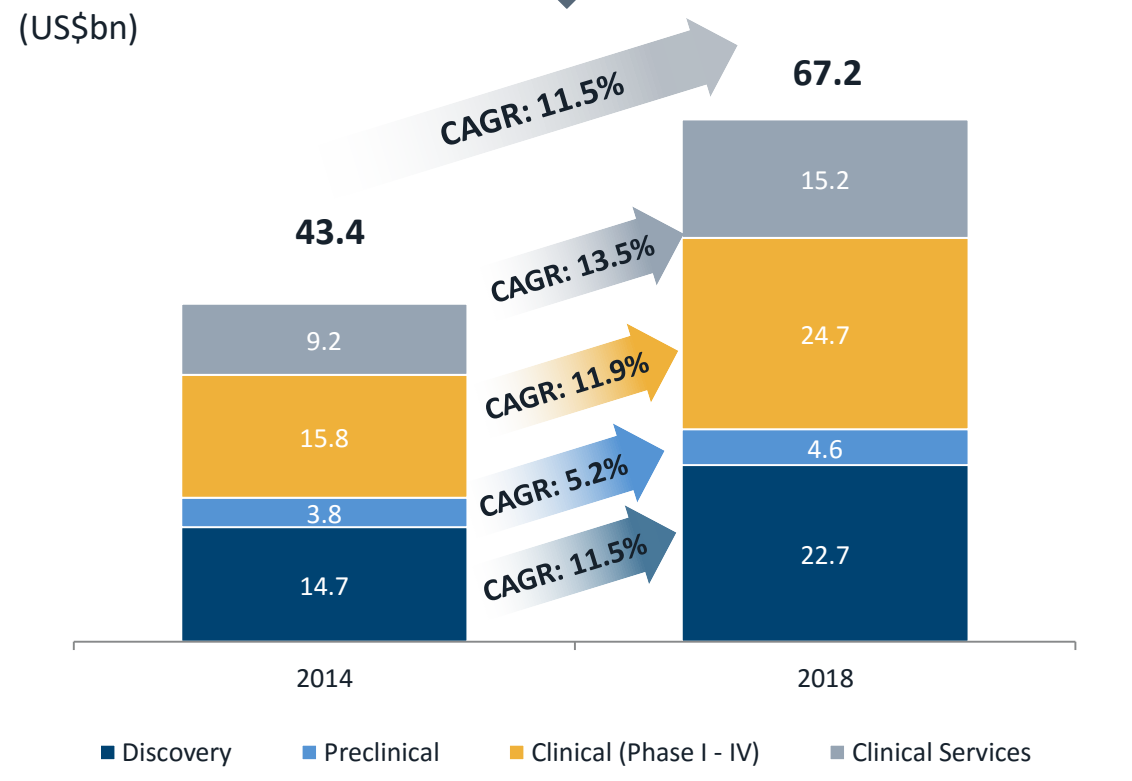

Source: Frost & Sullivan, IQ4I

Significant Growth in APAC

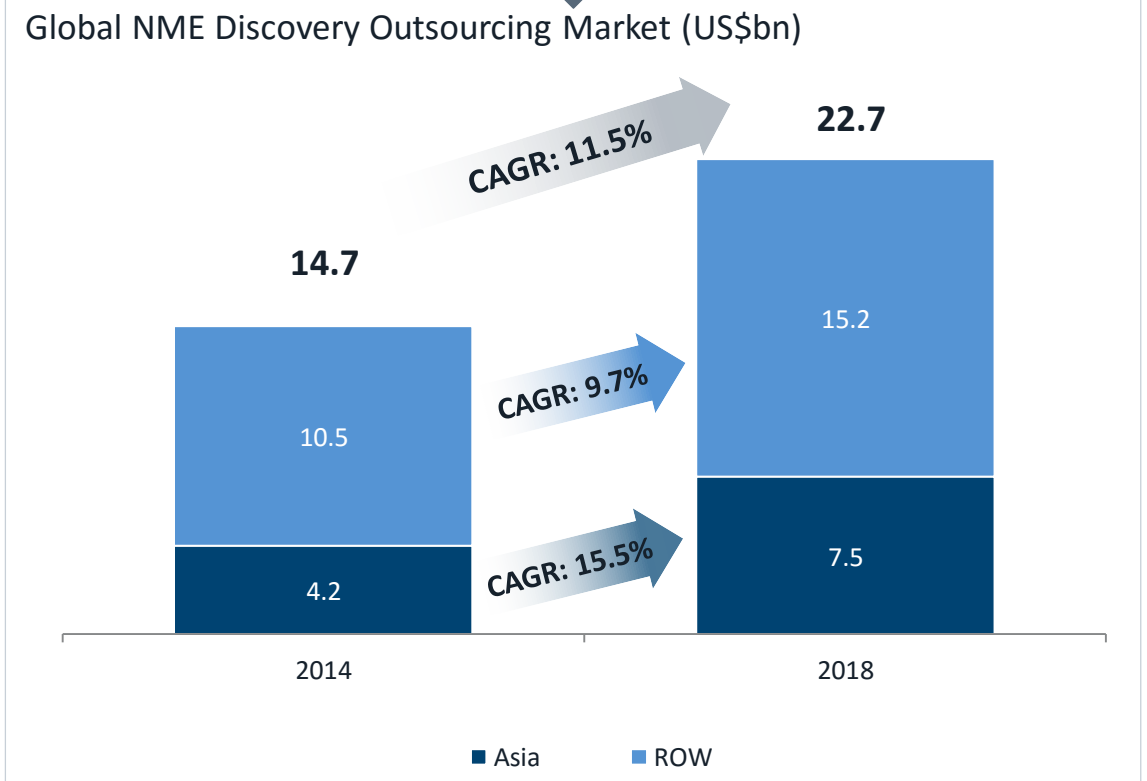

Source: IQ4I

Putting Science to Work
Strictly confidential & privileged

Business Overview

Syngene

The Drug Discovery Continuum

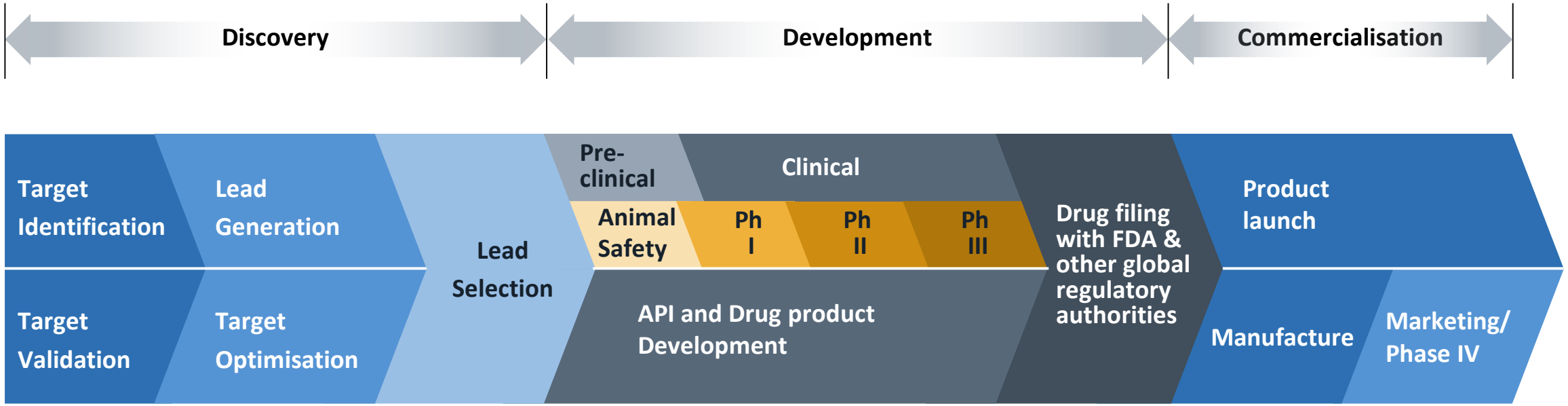

Syngene offers an Integrated Service Platform for both small and large molecules

Putting Science to Work
Strictly confidential & privileged

Fully Integrated Services Platform…

	Discovery	Development	Manufacturing
Small Molecules	Chemistry Biology Integrated drug discovery	Drug Substance Development Drug Product Development Integrated Drug Substance – Drug Product Clinical Services (India) Allied Services	Clinical Supplies Specialty Molecules Commercial Supplies
Large Molecules	Therapeutic Antibody Discovery & Engineering; Cell Line Development	Bioprocess Development Process Characterisation Clinical Manufacturing (Microbial & Mammalian)	

Wide Spectrum of Services Across a Range of Molecules Including Antibody-Drug Conjugates and Oligonucleotides

Putting Science to Work
Strictly confidential & privileged

…With Multiple Entry Points

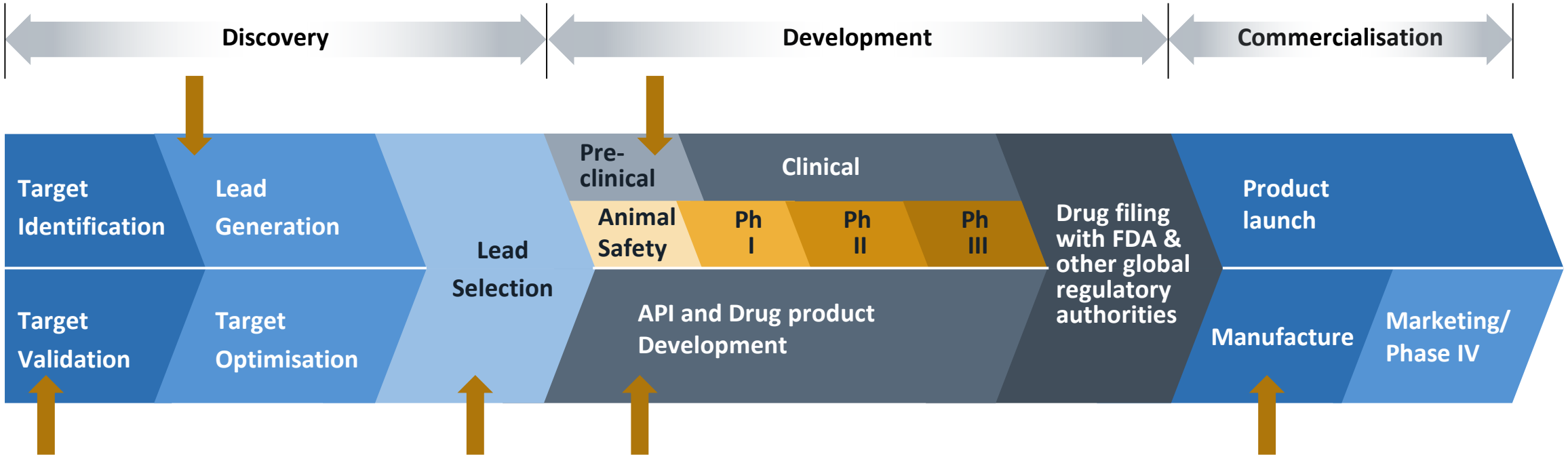

Entry points create opportunity for customer engagement expansion

Putting Science to Work
Strictly confidential & privileged

Integrated Platform to Build Strategic Relationships

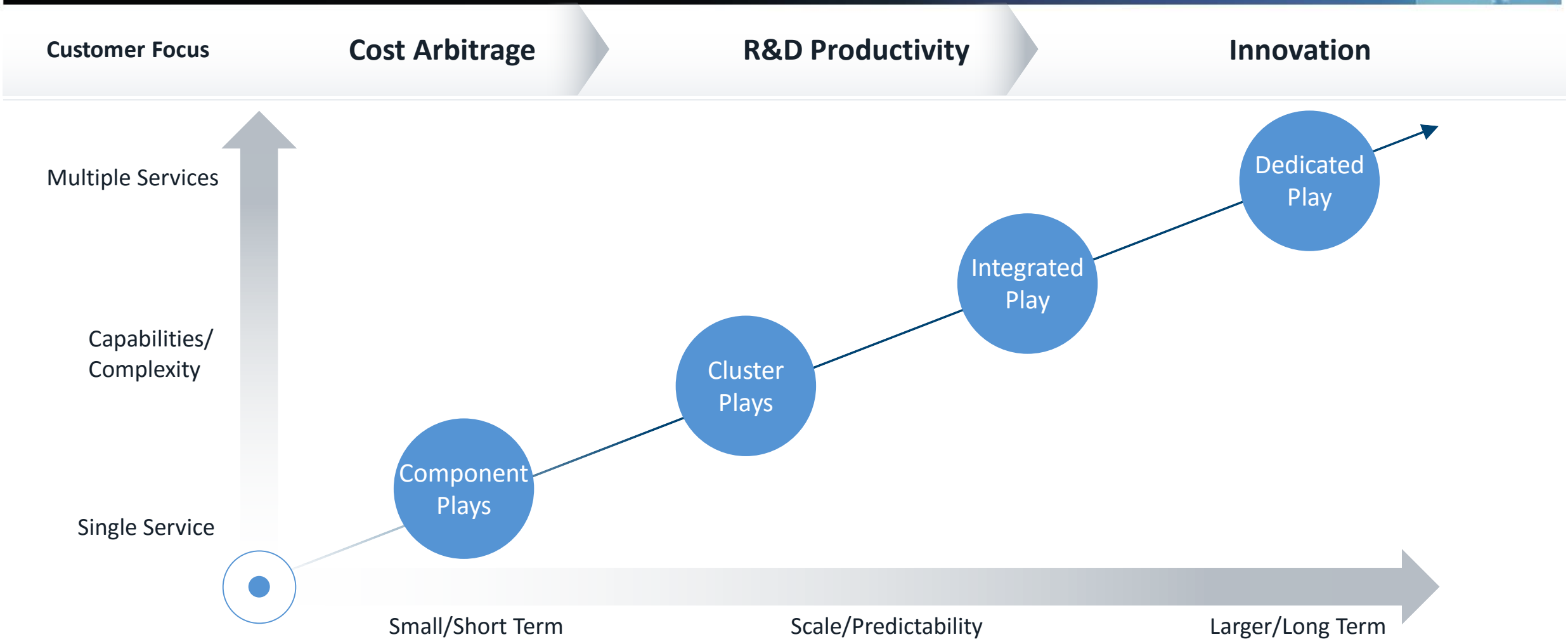

Verticals Overview

Dedicated centers

- Integrated Services
- Dedicated Infrastructure customized for client's requirements
- Long term, FTE based contracts
- Currently 4 in place: BBRC, ANRD, BGRC and SARC

Discovery Services

- Discovery Chemistry, Discovery Biology and in-vivo services
- Multi-client infrastructure
- Largely FTE based engagements, typically renewed annually
- High renewal rates

Development & Manufacturing Services

- Preclinical studies, Stability, formulation, CMC and Clinical supplies, Clinical development etc.
- Largely FFS based services (both short and long term)
- High renewal rates in Manufacturing services

Dedicated Centres: Long term relationships

Bristol-Myers Squibb

Largest R&D Centre in Asia for BMS (2009). Contract extended till 2020.

Dedicated centre of research excellence with world class facilities.

Over 400 scientists supporting Novel Molecule research in small and large molecules.

Produced nine drug candidates for further study and advanced new compounds for first-in-human studies.

Baxter

Dedicated research centre in India for Baxter (2013).

State of the art facility supporting R&D of medical products and devices worldwide.

Engages a multidisciplinary team of ~150 scientists.

R&D activities centered on product and analytical development, preclinical evaluation in parenteral nutrition and renal therapy.

Abbott Nutrition

Abbott Nutrition's 1st R&D centre in India set up in collaboration with Syngene (2012). Contract extended till December 2017.

Dedicated research centre supporting development of affordable, nutrition products.

~30 multi-disciplinary scientists engaged in product development lifecycle.

Focus on maternal, pediatric, neo-natal nutrition and diabetes care in line with emerging market needs.

AMGEN

Exclusive R&D Centre for Amgen Inc. in India (2016).

State-of-the-art dedicated centre supporting variety of discovery & development projects for biotechnology and small molecule medicines.

Engages a multidisciplinary team of ~ 100 scientists.

Focus on medicinal & process chemistry, biologics, bioprocess, drug metabolism, pharmacokinetics, bioanalytical research and pharmaceutical development.

Discovery Services: From Target to a Drug Candidate

Hit to Lead | Lead Optimization | Candidate Selection | Development

Candidate Selection → Candidate Development

5 Lead Compounds

Exploratory PK, Tox & Developability Assessment

In-Vivo DMPK Profiling, CADD

20 Lead Compounds

Generation of focused library and further screening

500 Lead Compounds

Assay development and in-vitro screening for ADME/T profiling

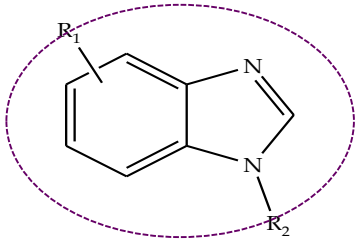

20 Scaffold Synthesis & Diverse Library of 5000, compounds for each scaffolds

Interdisciplinary activities: Integrated approach

Comprise of Chemistry, Biology ,Toxicology and Bioinformatics services for both small and large molecules.

Client deliverables can be a compound(s), process(es) or a report

Primarily FTE engagements with high renewability

Development Services

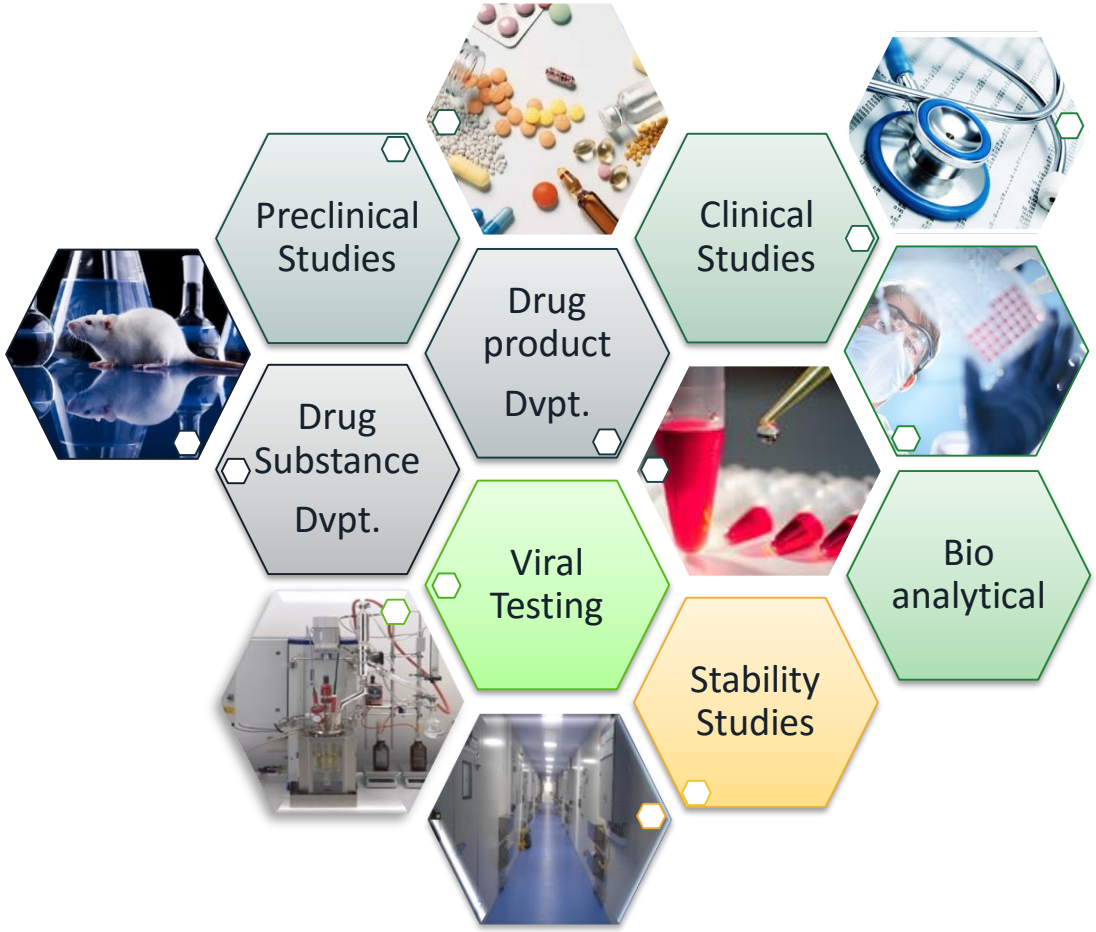

- *Encompass activities across multiple disciplines as a molecule moves from pre-clinical to clinical trials*
- *Key activities include:*
  - *Drug substance development (process r&d and optimization)*
  - *Drug product development (pre-formulation and formulation development)*
  - *Allied services (stability services, viral testing, bioanalytical)*
- *Primarily FFS engagements which increase in volume/scale over time*

Syngene

Manufacturing Services

Small Molecules

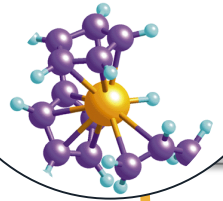

- A State-of-the-art cGMP facility to Manufacture NCEs
- Designed to support multi gram to 100s of kgs/ batch of Intermediates, & APIs for Clinical Trials; Current capacity can support initial commercial supplies
- New greenfield investment being made in Mangalore to support larger commercial scale requirements

Large Molecules

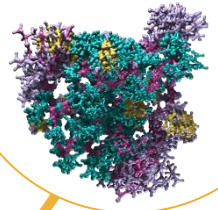

- Mammalian and microbial capabilities
- Can support early stage supply requirements (toxicology, preclinical, phase 1 & II a)
- Capacities being expanded at Bangalore to support large volumes for late stage clinical requirements

Multiple Layers of Growth

Expand/Extend existing clients
- High service integration
- Dedicated centres model

Engage New Clients
- Tailored service offerings and dedicated personnel

Capacity Expansion
- Consistent expansion
- FTE services, manufacturing, formulation, biologics, stability

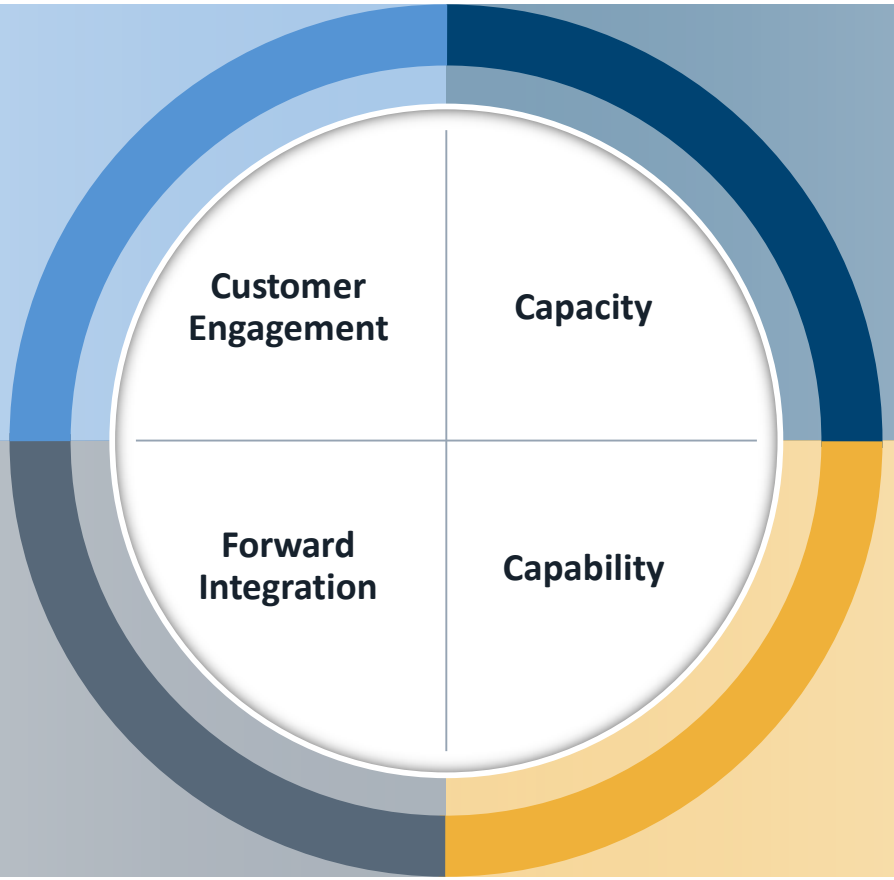

Moving from CRO to CRAMS with commercial manufacturing
- "Follow the molecule" by expanding into commercialisation

Capability Additions
- New capabilities across multiple domains incl. the allied sectors
- Stability, analytical & bio-analytical services, viral testing, bioinformatics
- New platforms: siRNA, ADC

Investment of upto $200 Mn in expansion of our facilities over FY16 to FY19

Putting Science to Work
Strictly confidential & privileged

Financial Highlights

Q3 FY17 Financial Highlights

All figures in INR Mn unless otherwise specified

Particulars	Q3 FY17	Q3 FY16	YoY Change
Revenue	3,467	2,807	*23%*
Material & Power costs	977	900	*9%*
Employee costs	801	603	*33%*
Gross Margin	**1,689**	**1,304**	***30%***
Gross Margin (%)	*49%*	*46%*	
Other Expenses	415	268	*55%*
EBITDA	**1,274**	**1,036**	***23%***
EBITDA Margin (%)	*37%*	*37%*	
Depreciation, Interest & tax	530	369	*44%*
Profit After Tax	**744**	**667**	***12%***
PAT Margin (%)	*21%*	*24%*	

9M FY17 Financial Highlights

All figures in INR Mn unless otherwise specified

Particulars	9M FY17	9M FY16	YoY Change
Revenue	9,564	7,789	*23%*
Material & Power costs	2,639	2,411	*9%*
Employee costs	2,307	1,749	*32%*
Gross Margin	**4,618**	**3,629**	***27%***
Gross Margin (%)	*48%*	*47%*	
Other Expenses	1,078	964	*12%*
EBITDA	**3,540**	**2,665**	***33%***
EBITDA Margin (%)	*37%*	*34%*	
Depreciation, Interest & tax	1,451	1,046	***39%***
Profit After Tax	**2,089**	**1,619**	***29%***
PAT Margin (%)	*22%*	*21%*	

Balance Sheet Highlights

As on 31st December 2016

Shareholders' funds	**12,854**
Net Fixed assets	8,956
Other net assets (1)	4,203
Net cash/(debt) (2)	(305)
Total Use of Funds	**12,854**

(1) Other Assets calculated as (Inventories + Trade Receivables + Unbilled Revenues + Advance Tax + FX premium + Less (Trade payables + Others current liabilities) at the end of the year
(2) Net cash / (Net debt) calculated as the Cash & cash equivalents (Cash and bank balances + Current investments) less Total debt (Short-term borrowings + Long-term borrowings) at the end of the year

Strong Track Record Of Topline Growth…

- Growth driven by increase in sales from existing clients and acquisition of new clients
- "Engage, expand and extend" strategy to extend client relationship over a longer period of time
  - Growth in total number of clients
  - Increase in average revenue from largest clients
  - Increase in number of services offered to clients

Total Revenue (INR Mn)

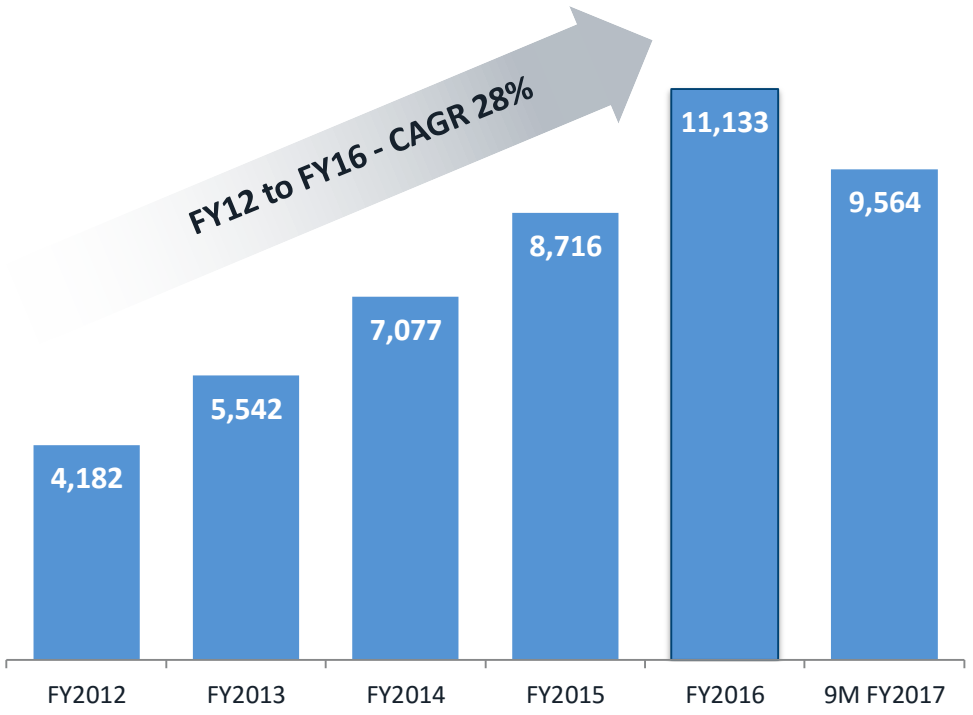

Note: Revenues from FY 2016 is as per Ind AS (Indian Accounting Standards)

Putting Science to Work
Strictly confidential & privileged

Syngene ...With Best-in-Class Profitability

Operating Margin (EBITDA)

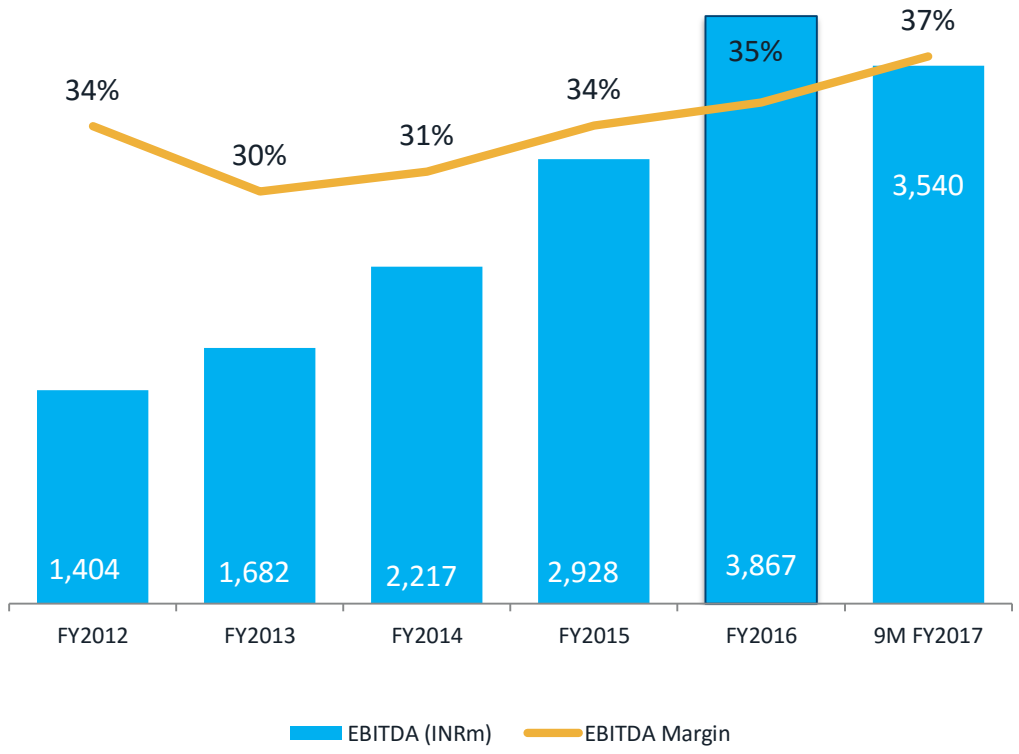

Profit After Tax Margin (Net Income)

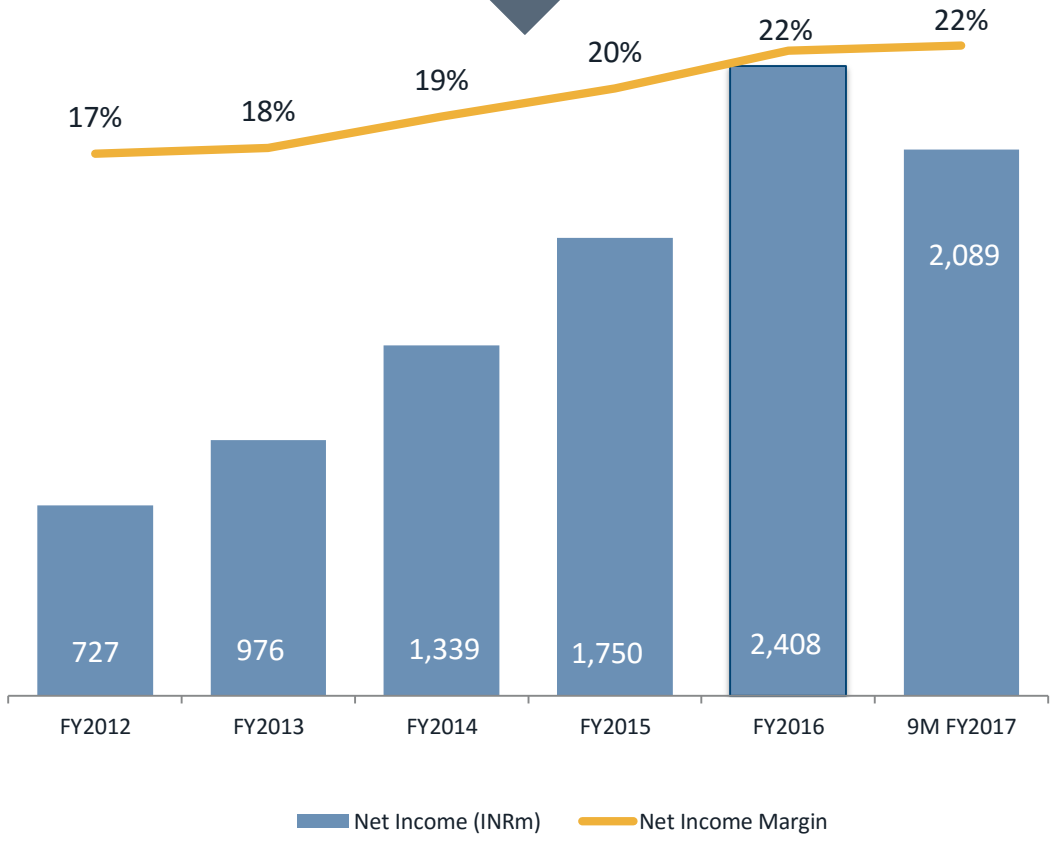

Note: EBITDA and PAT from FY 2016 is as per Ind AS (Indian Accounting Standards)

Putting Science to Work
Strictly confidential & privileged

Capital Expenditure

Historical Capital Investments – Average Gross Block (INR Mn)

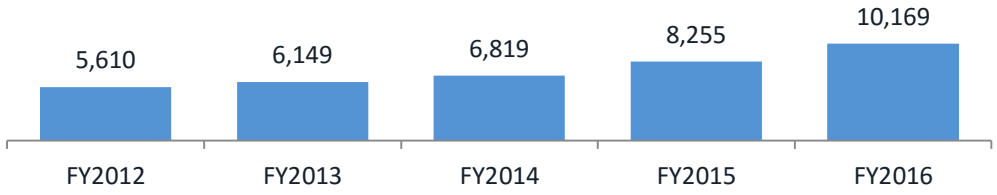

Gross Block Turnover Ratio[1]

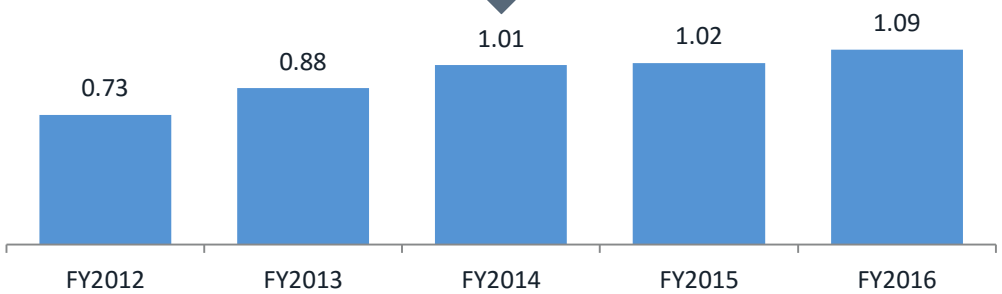

- Capex towards capacity expansions, capability additions and technology up-gradations
- Key facility additions during the last three years include dedicated facility for Abbott, Baxter and first phase of Syngene Research Centre

Planned Capital Expenditure

- Expansion Capex of US$200 million envisaged over FY16 to FY19
- Future funding requirements to be met through internal accruals & debt

Capex investment area
- Research centre
- Formulation centre
Late stage & commercial manufacturing
- Expansion of API plant
- Commercial NCE manufacturing plant
- Biologics manufacturing plant
Other services & new capabilities
- Oligonucleotides
- Viral testing services
- ADCs

Gross block turnover ratio calculated as the CRAMS revenue of last twelve months divided by average of Gross block at the beginning and end of the year

Putting Science to Work
Strictly confidential & privileged

Syngene

Managing Risks

Risk	Mitigation
Client growth and sustained retention	*Proactive client engagement and sustained quality*
Currency fluctuation (USD/INR)	*Comprehensive hedging policy and tracking mechanism in place*
Significant capex investment over next few years	*Staggered investments in line with business visibility*
Sustainability of margin profile	*Strong cost control systems, productivity improvement initiatives*

THANK YOU

www.syngeneintl.com

For more details

- Visit www.syngeneintl.com
- IR Contact :
  Chanderlekha Nayar
  +91 80 6775 8821
  Chanderlekha.nayar@syngeneintl.com