



SAH POLYMERS LIMITED

www.sahpolymers.com

CIN: L24201RJ1992PLC006657

SPL/Stock Exchanges/2024-2025/40

October 25, 2024

The Manager,
Listing Department, ✓
National Stock Exchange Limited,
'Exchange Plaza', C-1, Block-G
Bandra Kurla Complex
Bandra (E),
Mumbai-400051.
Scrip Code: SAH

The Secretary,
BSE Limited
Phiroze Jeejeebhoy
Towers,
Dalal Street,
Mumbai-400001.
Scrip code: 543743

Sub: Submission of the Financial Result for the second quarter and half year ended on 30.09.2024.

Dear Sir/Ma'am,

Pursuant to the provisions of Regulation 33 and other applicable provisions of SEBI (Listing Obligations and Disclosure Requirements) Regulations, 2015 ('SEBI LODR'), we are enclosing a copy of the Unaudited Standalone & Unaudited consolidated financial result of the Company for the second quarter & half year ended on September 30, 2024 together with the Auditor's Limited Review Report thereon .

The financial Results are also be made available on the website of the Company at www.sahpolymers.com.

You are requested to take the above information on your record.

Thanking you,

Yours faithfully,
For **SAH POLYMERS LIMITED**

Murtaza Ali Moti
Whole-time Director
DIN: 07876224

Encl: as above



ANISO9001:2015
Reg.No.RQ91/7969

Regd. Office & Factory:
E 260-261, Mewar Industrial Area, Madri, Udaipur-313003 (Rajasthan)
Tel : 0294-2490242, 9983349242, Tele/Fax : 0294-2490534
E-mail : info@sahpolymers.com



**INDEPENDENT AUDITOR'S REVIEW REPORT ON REVIEW OF INTERIM
STANDALONE FINANCIAL RESULTS**

**TO THE BOARD OF DIRECTORS OF
SAH POLYMERS LIMITED**

1. We have reviewed the accompanying statement of unaudited financial results of Sah Polymers Limited (the "Company") for the quarter ended September 30, 2024 and year to date from April 1, 2024 to September 30, 2024 (the "Statement") attached herewith, being submitted by the Company pursuant to the requirements of Regulation 33 of the SEBI (Listing Obligations and Disclosure Requirements) Regulations, 2015, as amended (the "Listing Regulations").

2. The Company's Management is responsible for the preparation of the Statement in accordance with the recognition and measurement principles laid down in Indian Accounting Standard 34, (Ind AS 34) "Interim Financial Reporting" prescribed under Section 133 of the Companies Act, 2013 as amended, read with relevant rules issued thereunder and other accounting principles generally accepted in India and in compliance with Regulation 33 of the Listing Regulations. The Statement has been approved by the Company's Board of Directors. Our responsibility is to express a conclusion on the Statement based on our review.

3. We conducted our review of the Statement in accordance with the Standard on Review Engagements (SRE) 2410, "Review of Interim Financial Information Performed by the Independent Auditor of the Entity" issued by the Institute of Chartered Accountants of India. This standard requires that we plan and perform the review to obtain moderate assurance as to whether the Statement is free of material misstatement. A review of interim financial information consists of making inquiries, primarily of persons responsible for financial and accounting matters, and applying analytical and other review procedures. A review is substantially less in scope than an audit conducted in accordance with Standards on Auditing and consequently does not enable us to obtain assurance that we would become aware of all significant matters that might be identified in an audit. Accordingly, we do not express an audit opinion.





H R JAIN & Co

CHARTERED ACCOUNTANTS

4. Based on our review conducted as above, nothing has come to our attention that causes us to believe that the accompanying Statement, prepared in accordance with the recognition and measurement principles laid down in the aforesaid Indian Accounting Standards ('Ind AS') specified under Section 133 of the Companies Act, 2013 as amended, read with relevant rules issued thereunder and other accounting principles generally accepted in India, has not disclosed the information required to be disclosed in terms of the Listing Regulations, including the manner in which it is to be disclosed, or that it contains any material misstatement.

For H R JAIN & CO.,
Chartered Accountants
Firm's Registration No. 000262C

Manoj Jain
Partner

Place of signature: Udaipur
Membership No.: 400459

Date: October 25, 2024

ICAI UDIN: 24400459 BKENHT 6467



SAH POLYMERS LIMITED

Regd. Office : E-260-261, Mewar Industrial Area, Madri, Udaipur -313003

CIN:U24201RJ1992PLC006657

Email:info@sahpolymers.com website: www.sahpolymers.com

Tel : 0294-2490534 Fax No. 0294-2490534

Statement of Standalone Uaudited Financial Results for the quarter and half year ended 30th September,2024 (₹ in lakhs)

Particulars		3 months ended	Preceding 3 months ended	Corresponding	Year to date	Year to date	Previous year
		30/09/2024	30/06/2024	3 months ended in the previous year 30/09/2023	figures for the current period ended 30/09/2024	figures for the current period ended 30/09/2023	ended 31/03/2024
		(Unaudited)	(Unaudited)	(Unaudited)	(Unaudited)	(Unaudited)	(Audited)
Income:							
Revenue from operations	1	3133.09	2402.08	2634.28	5535.17	4593.97	10076.10
Other income	2	89.14	29.25	45.20	118.39	91.25	219.34
Total Income (1+2)	3	3222.23	2431.33	2679.48	5653.56	4685.22	10295.44
Expenses :							
Cost of Materials consumed		1646.42	1595.82	1579.65	3242.24	2804.18	5773.77
Purchases of Stock-in-Trade		25.34	34.19	168.44	59.53	435.91	664.81
Changes in inventories of finished goods work-in-progress and Stock -in-Trade		111.41	-461.42	-107.60	-350.01	-453.43	-174.46
Employee benefits expense		131.98	119.43	118.39	251.41	238.59	469.25
Finance costs		74.29	71.51	68.95	145.80	140.61	296.76
Depreciation and amortization expense		58.71	57.96	51.33	116.67	103.33	215.44
Other expenses		1143.40	978.62	788.37	2122.02	1349.09	2965.69
Total expenses	4	3191.55	2396.11	2667.53	5587.66	4618.28	10211.26
Profit before exceptional items and tax(3-4)	5	30.68	35.22	11.95	65.90	66.94	84.18
Exceptional items	6	0.00	0.00	0.00	0.00	0.00	0.00
Profit/(loss) before tax (5-6)	7	30.68	35.22	11.95	65.90	66.94	84.18
Less : Tax expense :	8						
Current Tax (net of MAT)		0.00	0.00	0.00	0.00	0.00	0.00
Deferred Tax		4.76	6.86	1.22	11.62	13.62	17.83
Profit(loss)for the period from continuing operation (7-8)	9	25.92	28.36	10.73	54.28	53.32	66.35
Profit/(Loss) from discontinued operations.	10	0.00	0.00	0.00	0.00	0.00	0.00
Tax expense of discontinued operations	11	0.00	0.00	0.00	0.00	0.00	0.00
Profit(loss)for the period from discontinued operation after tax (10-11)	12	0.00	0.00	0.00	0.00	0.00	0.00
Profit(loss) for the period (9+12)	13	25.92	28.36	10.73	54.28	53.32	66.35
Other Comprehensive Income	16						
A(i) item that will not be reclassified to profit or loss		0.00	0.00	0.00	0.00	0.00	0.00
Equity Instrument through other comprehensive		0.00	0.00	0.00	0.00	0.00	0.00
(ii) Income tax relating to item that will not be reclassified to profit or loss		0.00	0.00	0.00	0.00	0.00	0.00
B(i) item that will be reclassified to profit or loss		0.00	0.00	0.00	0.00	0.00	0.00
(ii) Income tax relating to item that will be reclassified to profit or loss		0.00	0.00	0.00	0.00	0.00	0.00
Total Comprehensive Income for the period (15+16) (Comprising profit (loss) and other Comprehensive Income	17	25.92	28.36	10.73	54.28	53.32	66.35
Paid up Equity Share Capital		2579.60	2579.60	2579.60	2579.60	2579.60	2579.60
Face value per share ₹ 10/- each							
Other Equity							5752.42
Earnings per equity share:(for continued Operation- not annualised):							
(1) Basic		0.10	0.11	0.04	0.21	0.21	0.26
(2) Diluted		0.10	0.11	0.04	0.21	0.21	0.26
Earnings per equity share:(for discontinued Operation- not annualised):							
(1) Basic		0.00	0.00	0.00	0.00	0.00	0.00
(2) Diluted		0.00	0.00	0.00	0.00	0.00	0.00
Earnings per equity share:(for discontinued & continuing operations- not annualised)							
(1) Basic		0.10	0.11	0.04	0.21	0.21	0.26
(2) Diluted		0.10	0.11	0.04	0.21	0.21	0.26

Notes :

1.The above results have been reviewed by the Audit Committee and approved by the Board of Directors at its meeting held on October 25,2024 .The same have also been subjected to Limited Review by the Statutory Auditors and the Report does not have any impact on the above "Results and Notes" for the quarter and half year ended 30th September,2024 which needs to be explained.


2. There is no exceptional item.

3. The Company publishes the standalone financial results along with the consolidated financial results. In accordance with the Ind AS 108, 'Operating Segments', the Company has disclosed the segment information in the consolidated financial results and therefore no separate disclosure on segment information is given in the standalone financial results for the quarter and half year ended on September 30, 2024.

4. This statement is as per Regulation 33 of the SEBI (Listing Obligations and Disclosure Requirements) Regulations, 2015.

5.These standalone financial results are available on the Company's website viz, www.sahpolymers.com and on the websites of Nationl Stock Exchange Limited (www.nseindia.com) and BSE Limited (www.bseindia.com).

for SAH POLYMERS LIMITED


 Hakim Sadiq Ali Tidiwala
 Wholtime Director
 DIN: 00119156

Place :Udaipur
Date :October 25, 2024

SAH POLYMERS LIMITED

Regd. Office : E-260-261, Mewar Industrial Area, Madri, Udaipur -313003

CIN:U24201RJ1992PLC006657

Email: info@sahpolymers.com website: www.sahpolymers.com

Tel : 0294-2490534 Fax No. 0294-2490534

Disclosure of standalone assets and liabilities (Balance Sheet) as per Regulation 33 of the SEBI (Listing Obligations and Disclosure Requirements) Regulations, 2015
(₹ In lakhs)

Particulars		As at 30th September, 2024	As at 31st March, 2024
		(Unaudited)	(Audited)
A	ASSETS		
(1)	Non-current assets		
	(a) Property, Plant & Equipment	4902.87	4722.95
	(b) Capital work-in-progress	220.32	52.04
	(c) Goodwill	0	0
	(d) Other Intangible Assets	1.31	1.59
	(e) Financial Assets		
	(i) Investments	560.78	560.78
	(ii) Loans	-	1.34
	(iii) Others	176	227.11
	(f) Other non-current assets	18.07	5.68
	Total (1)	5879.35	5571.49
(2)	Current assets		
	(a) Inventories	2315.35	2036.57
	(b) Financial Assets		
	(i) Investments	0	0
	(ii) Trade receivables	2356.73	2061.28
	(iii) Cash and cash equivalents	103.32	725.57
	(iv) Bank balances other than (iii) above	1.16	540.68
	(v) Loans	1404.73	1007.05
	(vi) Others	14.32	5.24
	(c) Current Tax Assets (Net)	18.38	13.28
	(d) Other current assets	658.37	423.17
		6872.36	6812.84
	Total Assets (1+2)	12751.71	12384.33
	EQUITY AND LIABILITIES		
	Equity		
	(a) Equity Share Capital	2579.60	2579.60
	(b) Other Equity	5806.70	5752.42
	Total Equity	8386.30	8332.02
	LIABILITIES		
(1)	Non-current liabilities		
	(a) Financial Liabilities		
	(i) Borrowings	712.50	713.00
	(ia) Lease liabilities	0.00	0.00
	(b) Deferred Tax Liabilities (Net)	184.76	183.42
	(c) Other non-current liabilities	0.00	0.00
		897.26	896.42
(2)	Current liabilities		
	(a) Financial Liabilities		
	(i) Borrowings	2051.98	2153.52
	(ia) Lease liabilities	0.00	0.00
	(ii) Trade payables :		
	(A) total outstanding dues of micro enterprises	0.00	0.00
	(B) total outstanding dues of creditors other than micro enterprises and small enterprises.	989.75	746.65
	(iii) Other financial liabilities	2.58	2.69
	(b) Other current liabilities	402.14	244.01
	(c) Provisions	19.15	9.02
	(c) Current Tax Liabilities (Net)	2.55	0.00
		3468.15	3155.89
	Total Equity and Liabilities	12751.71	12384.33

SAH POLYMERS LIMITED
CASH FLOW STATEMENT FOR THE (₹ in lakhs)

Sr. No.	Particulars	Half year ended 30.09.2024	Half year ended 30.09.2023
		Unaudited	Unaudited
A	Cash Flow from Operating Activities		
	Net Profit before tax	65.90	66.94
	Adjustments for:		
	Depreciation and amortisation	116.66	103.33
	Interest Paid	141.64	135.52
	Interest received	(16.29)	(48.86)
	Unrealised foreign exchange fluctuation on conversion	(42.00)	(3.15)
	(Profit)/Loss on sale of property, plant and equipment	(0.27)	-
	Provision for gratuity and leave encashment.	10.13	10.95
	Operating Profit before working capital changes	275.77	264.73
	Adjustment for Changes in Working Capital:		
	Trade Receivables	(253.42)	(672.10)
	Other current liabilities	158.13	200.29
	Financial liabilities	(0.11)	0.53
	Loan	(396.34)	196.63
	Other current financial assets	-	(5.65)
	Trade Payables	243.10	89.05
	Other non current assets	(12.39)	(37.15)
	Non Current Financial assets	42.02	(97.76)
	Other current assets	(235.18)	140.63
	Tax assets	(5.10)	(1.97)
	Inventories	(278.79)	(570.27)
	Cash Generated from Operations	(462.31)	(493.04)
	Income Taxes	7.73	12.35
	Net Cash Inflow /(Out Flow) from Operation (A)	(470.04)	(505.39)
B	Cash Flow from Investing Activities:		
	Sale of Property, Plant and Equipment	0.40	-
	Purchase of Property, Plant and Equipment	(300.38)	(136.29)
	Fixed deposit matured/released	539.52	223.33
	Capital -work-in progress	(164.34)	(71.02)
	Interest received	16.29	48.85
	Net Cash Inflow/(Outflow) from investing Activities (B)	91.49	64.87
C	Cash flow from Financing Activities		
	Repayment of borrowings	(147.88)	(124.78)
	Borrowing	-	77.00
	Dividend	-	(128.98)
	Interest Paid	(141.64)	(135.52)
	Net Cash Inflow /(Out Flow) from Financing Activities (C)	(289.52)	(312.28)
	Net Cash & Cash equivalents (A+B+C)	(668.07)	(752.80)
	CASH AND CASH EQUIVALENTS		
	As at the beginning of the year	725.56	39.80
	Less : Cash Credit	1578.44	882.12
	As at the end of the year	103.32	43.83
	Less : Cash Credit	1624.27	1,638.96
	Net Cash & Cash equivalents	(668.07)	(752.81)



**INDEPENDENT AUDITOR'S REVIEW REPORT ON REVIEW OF INTERIM
CONSOLIDATED FINANCIAL RESULTS**

TO THE BOARD OF DIRECTORS OF

SAH POLYMERS LIMITED

1. We have reviewed the accompanying Statement of Consolidated Unaudited Financial Results of **Sah Polymers Limited** ("the Parent") and its subsidiary viz; **Fibcorp Polyweave Private Limited** (the Parent and its subsidiary together referred to as "the Group"), for the quarter ended September 30,2024, and year to date from April 1,2024 to September 30,2024 ("the Statement") , being submitted by the Parent pursuant to the requirement of Regulation 33 of the SEBI (Listing Obligations and Disclosure Requirements) Regulations, 2015, as amended("the Listing Regulations").


2. This Statement, which is the responsibility of the Parent's Management and approved by the Parent's Board of Directors, has been prepared in accordance with the recognition and measurement principles laid down in the Indian Accounting Standard 34 "Interim Financial Reporting" (Ind AS 34), prescribed under Section 133 of the Companies Act, 2013 read with relevant rules issued thereunder and other accounting principles generally accepted in India. Our responsibility is to express a conclusion on the Statement based on our review.

3. We conducted our review of the Statement in accordance with the Standard on Review Engagements (SRE) 2410 "Review of Interim Financial Information Performed by the Independent Auditor of the Entity", issued by the Institute of Chartered Accountants of India (ICAI). A review of interim financial information consists of making inquiries, primarily of Parent's personnel responsible for financial and accounting matters, and applying analytical and other review procedures. A review is substantially less in scope than an audit conducted in accordance with Standards on Auditing specified under Section 143(10) of the Companies Act, 2013 and consequently does not enable us to obtain assurance that we would become aware of all significant matters that might be identified in an audit. Accordingly, we do not express an audit opinion.

We also performed procedures in accordance with the circular issued by the SEBI under Regulation 33 (8) of the SEBI (Listing Obligations and Disclosure Requirements) Regulations, 2015, as amended, to the extent applicable.

4. The Statement includes the results of Sah Polymers Limited (Parent) and Fibcorp Polymers Private Limited (subsidiary).

5. Based on our review conducted and procedures performed as stated in paragraph 3 above and based on the consideration of the review reports of other auditors referred to in paragraph 6 below, nothing has come to our attention that causes us to believe that the accompanying Statement, prepared in accordance with the recognition and





H R JAIN & Co

CHARTERED ACCOUNTANTS

measurement principles laid down in the aforesaid Indian Accounting Standard and other accounting principles generally accepted in India, has not disclosed the information required to be disclosed in terms of Regulation 33 of the SEBI (Listing Obligations and Disclosure Requirements) Regulations, 2015, as amended, including the manner in which it is to be disclosed, or that it contains any material misstatement.

6. We did not review the interim financial information of the subsidiary included in the consolidated unaudited financial information, whose interim financial information reflect

(i) total assets ₹ 1490.35 lakhs, total revenues of ₹ 763.136 lakhs, total profit after tax (net) of ₹ 0.85 lakhs and total comprehensive income (net) of ₹ .85 lakhs for the quarter ended September 30, 2024, and

(ii) total assets ₹ 1490.35 lakhs, total revenues of ₹.1507.51 lakhs, total profit after tax (net) of ₹ 2.09 lakhs and total comprehensive income (net) of ₹ 2.09 lakhs for the period from April 1, 2024 to September 30, 2024,

as considered in the consolidated unaudited financial results. This interim financial information has been reviewed by other auditors whose reports have been furnished to us by the Management and our conclusion on the Statement, in so far as it relates to the amounts and disclosures included in respect of these subsidiaries and associate, is based solely on the reports of the other auditors and the procedures performed by us as stated in paragraph 3 above.

Our conclusion on the Statement is not modified in respect of this matter.

For H R JAIN & CO.,
Chartered Accountants
Firm's Registration No. 000262C

Manoj Jain
Partner
Place of signature: Udaipur
Membership No.: 400459
Date: October 25, 2024



ICAI UDIN: 24400459 BKENHU7574

SAH POLYMERS LIMITED

Regd. Office : E-260-261, Mewar Industrial Area, Madri, Udaipur -313003

CIN:U24201RJ1992PLC006657

Email: info@sahpolymers.com website: www.sahpolymers.com

Tel : 0294-2490534 Fax No. 0294-2490534

Consolidated Unaudited Financial Results for the quarter and half year ended 30th September, 2024 (₹ in lakhs)						
Particulars	3 months ended 30/09/2024	Preceding 3 months ended 30/06/2024	Corresponding 3 months ended in the previous year 30/09/2023	Year to date figures for the current period ended 30/09/2024	Year to date figures for the previous period ended 30/09/2023	Previous year ended 31/03/2024
	(Unaudited)	(Unaudited)	(Unaudited)	(Unaudited)	(Unaudited)	(Audited)
Income:						
Revenue from operations	1 3390.86	2910.83	2754.08	6301.69	5083.28	10918.86
Other income	2 90.81	31.16	48.69	121.97	102.38	232.81
Total Income (1+2)	3 3481.67	2941.99	2802.77	6423.66	5185.66	11151.67
Expenses :						
Cost of Materials consumed	1,805.54	1,999.28	1,751.38	3804.82	3294.14	6343.26
Purchases of Stock-in-Trade	123.66	54.16	298.10	177.82	342.77	779.80
Changes in inventories of finished goods	(23.72)	(491.48)	(365.64)	-515.20	-637.35	-570.09
work-in-progress and Stock -in-Trade						
Employee benefits expense	229.93	209.26	187.27	439.19	350.34	766.56
Finance costs	82.32	79.76	74.78	162.08	153.44	325.86
Depreciation and amortization expense	63.52	62.60	56.93	126.12	114.47	238.86
Other expenses	1,165.21	982.50	783.31	2147.71	1463.87	3131.98
Total expenses	4 3446.46	2896.08	2786.13	6342.54	5081.68	11016.23
Profit before exceptional items and tax(3-4)	5 35.21	45.91	16.64	81.12	103.98	135.44
Exceptional items	6 -	-	-	0.00	0.00	0.00
Profit/(loss) before tax (5-6)	7 35.21	45.91	16.64	81.12	103.98	135.44
Less : Tax expense :	8					
Current Tax	2.70	3.96	2.99	6.66	12.64	17.88
Deferred Tax	5.74	12.35	2.23	18.09	18.81	25.05
	26.77	29.60	11.42	56.37	72.53	92.51
Profit(loss)for the period from continuing operation (7-8)	9					
Profit/(Loss) from discontinued operations.	0.00	0.00	0.00	0.00	0.00	0.00
Tax expense of discontinued operations	0.00	0.00	0.00	0.00	0.00	0.00
Profit/(loss) from discontinued operation (after tax) (XII-XIII)	0.00	0.00	0.00	0.00	0.00	0.00
Profit/(loss) for the period (XV+XVI)	26.77	29.60	11.42	56.37	72.53	92.51
Attributable to	26.35	28.99	11.09	55.34	63.12	79.69
a) Owners of the company						
(b) Non-controlling interest	0.42	0.61	0.33	1.03	9.41	12.82
Other Comprehensive Income						
A(i) item that will not be reclassified to profit or loss						
Equity Instruments through Other Comprehensive income	0.00	0.00	0.00	0.00	0.00	0.00
(ii) Income tax relating to item that will not be reclassified to profit or loss	0.00	0.00	0.00	0.00	0.00	0.00
B(i) item that will be reclassified to profit or loss	0.00	0.00	0.00	0.00	0.00	0.00
(ii) Income tax relating to item that will not be reclassified to profit or loss						
Total Comprehensive Income for the period (XV+XVI)	26.77	29.60	11.42	56.37	72.53	92.51
(Comprising profit (loss) and other Comprehensive Income for the period)						
Attributable to	26.35	28.99	11.09	55.34	63.12	79.69
a) Owners of the parent						
(b) Non-controlling interests	0.42	0.61	0.33	1.03	9.41	12.82
Of the total comprehensive income above,						
Profit for the year attributable to :						
Owners of the parent	26.35	28.99	11.09	55.34	63.12	79.69
Non-controlling interests	0.42	0.61	0.33	1.03	9.41	12.82
Of the total comprehensive income above,						
Other comprehensive income attributable to :						
Owners of the parent	-	-	-	-	-	-
Non-controlling interests	-	-	-	-	-	-
Paid up Equity Share Capital	2579.60	2579.60	2579.60	2579.60	2579.60	2579.60
Face value per share ₹ 10/- each						
Other Equity						6127.07
Earnings per equity share:(for continued Operation):						
(1) Basic	0.11	0.11	0.04	0.22	0.28	0.36
(2) Diluted	0.11	0.11	0.04	0.22	0.28	0.36
Earnings per equity share:(for discontinued Operation):						
(1) Basic	-	-	-	-	-	-
(2) Diluted	-	-	-	-	-	-
Earnings per equity share:(for discontinued & continuing						
(1) Basic	0.11	0.11	0.04	0.22	0.28	0.36
(2) Diluted	0.11	0.11	0.04	0.22	0.28	0.36


Notes :

- 1.The above results have been reviewed by the Audit Committee and approved by the Board of Directors at its meeting held on Octobre 25, 2024.The same have also been subjected to Limited Review by the Statutory Auditors.
2. There is no exceptional item.
3. Segment information as per Ind-AS 108, 'Operating Segments' is disclosed in Annexure -1.
4. This statement is as per Regulation 33 of the SEBI (Listing Obligations and Disclosure Requirements) Regulations, 2015.
- 5..These consolidated financial results are available on the Company's website viz, www.sahpolymers.com and on the websites of Nationl Stock Exchange Limited(www.nseindia.com) and BSE Limited (www.bseindia.com).
- 6.The standalone financial results for the quarter and half year ended October 25, 2024 are summarised below and detailed financial results are available on Company's website www.sahpolymers.com and have been submitted to the National Stock Exchnage Limited (www.nseindia.com) and BSE Limited (www.bseindia.com) where the equity shares of the Company are listed.

(₹ in lakhs)

Particulars	3 months ended 30/09/2024	Preceding 3 months ended 30/06/2024	Corresponding 3 months ended in the previous year 30/09/2023	Year to date figures for the current period ended 30/09/2024	Year to date figures for the current period ended 30/09/2023	Previous year ended 31/03/2024
			(Unaudited)		(Unaudited)	
Total Income	3222.23	2431.33	2679.48	5653.56	4685.22	10295.44
Profit/(loss) before tax	30.68	35.22	11.95	65.90	66.94	84.18
Profit(loss) for the period after tax	25.92	28.36	10.73	54.28	53.32	66.35
Other Comprehensive Income	-	-	-	-	-	-
Total Comprehensive Income for the period	25.92	28.36	10.73	54.28	53.32	66.35

for SAH POLYMERS LIMITED


Hakim Sadiq Ali Tidiwala
Wholtime Director
DIN: 00119156

Place :Udaipur

Date : October 25, 2024

SAH POLYMERS LIMITED
CONSOLIDATED CASH FLOW STATEMENT

(₹ in lakhs)

Sr. No.	Particulars	Half Year ended 30/09/2024	Half Year ended 30/09/2023
		(Unaudited)	(Unaudited)
A	Cash Flow from Operating Activities		
	Net Profit before tax	81.12	103.97
	Adjustments for:		
	Depreciation	126.12	114.47
	Interest Paid	162.08	147.29
	Interest received	16.29	(67.04)
	(Profit)/Loss on sale of property, plant and equipment	(0.27)	-
	Gratuity and leave encashment	18.16	18.05
	Unrealised foreign exchange fluctuation	(45.58)	0.44
	Operating Profit before working capital changes	357.92	317.18
	Adjustment for :		
	Inventories	(436.92)	(529.01)
	Trade Receivables	(331.18)	(437.56)
	Trade payables	269.97	6.35
	Loans	(354.55)	(147.82)
	Other financial assets	(9.08)	(5.66)
	Other non-current financial assets	51.11	(97.76)
	Financial liabilities	(0.11)	0.52
	Other Current liabilities	209.91	197.78
	Increase current tax assets	(5.51)	(1.97)
	Non-current assets	(12.39)	(37.15)
	Other current assets	(198.28)	96.29
	Cash Generated from Operations	(459.11)	(638.81)
	Less : Income Tax Paid	18.61	18.10
	Net Cash Inflow /(Out Flow) from Operation (A)	(477.72)	(656.91)
B	Cash Flow from Investing Activities:		
	Purchase of Property, Plant and Equipment	(304.32)	-138.76
	Sale of Property, Plant and Equipment	0.40	-
	Interest received	(16.29)	67.04
	Capital work in progress	(168.27)	-71.03
	Fixed deposit matured/release	539.51	(786.91)
	Net Cash Inflow/(Outflow) from investing Activities (B)	51.03	(929.66)
C	Cash flow from Financing Activities		
	Repayment of borrowings	(147.88)	(123.81)
	Increase in borrowings	-	171.01
	Dividend	-	(128.98)
	Interest Paid	(162.08)	(147.29)
	Net Cash Inflow /(Out Flow) from Financing Activities (C)	(309.96)	(229.07)
	Net cash & Cash equivalents (A+B+C)	(736.65)	(1,815.64)
	As at the beginning of the year	728.59	1,061.34
	Less : Cash Credit	1,771.11	1,123.59
	As at the end of the year	111.47	52.83
	Less : Cash Credit	1,890.64	1,930.72
	Net cash & Cash equivalents	(736.65)	(1,815.64)

SAH POLYMERS LIMITED			
Regd. Office : E-260-261, Mewar Industrial Area, Madri, Udaipur -313003			
CIN:U24201RJ1992PLC006657			
Email: info@sahpolymers.com website: www.sahpolymers.com			
Tel : 0294-2490534 Fax No. 0294-2490534			
Disclosure of consolidated assets and liabilities (Balance Sheet) as per Regulation 33 of the SEBI (Listing Obligations and Disclosure Requirements) Regulations, 2015 (₹ In lakhs)			
Particulars		As at 30th September, 2024	As at 31st March, 2024
		(Unaudited)	(Audited)
A	ASSETS		
(1)	Non-current assets		
	(a) Property, Plant & Equipment	4979.39	4801.05
	(b) Capital work-in-progress	220.31	52.04
	(c) Goodwill on consolidation	307.81	307.81
	(d) Other Intangible Assets	1.33	1.59
	(e) Financial Assets		
	(i) Investments	0.00	0.00
	(ii) Loans	0.00	1.34
	(iii) Others	183.83	234.94
	(f) Other non-current assets	18.07	5.68
	Total (1)	5710.74	5404.45
(2)	Current assets		
	(a) Inventories	3427.19	2990.27
	(b) Financial Assets		
	(i) Investments	-	0.00
	(ii) Trade receivables	2,579.97	2203.22
	(iii) Cash and cash equivalents	111.47	728.59
	(iv) Bank balances other than (iii) above	1.17	540.68
	(v) Loans	1,101.80	745.91
	(vi) Others	14.32	5.24
	(c) Current Tax Assets (Net)	18.79	13.28
	(d) Other current assets	716.18	517.90
	Total (2)	7970.89	7745.09
	Total Assets (1+2)	13681.63	13149.54
	EQUITY AND LIABILITIES		
	Equity		
	(a) Equity Share Capital	2579.60	2579.60
	(b) Other Equity	6183.45	6127.07
	Total Equity	8763.05	8706.67
	LIABILITIES		
(1)	Non-current liabilities		
	(a) Financial Liabilities		
	(i) Borrowings	712.50	713.00
	(ia) Lease liabilities		
	(b) Deferred Tax Liabilities (Net)	189.15	181.43
	(c) Other non-current liabilities	-	-
		901.65	894.43
(2)	Current liabilities		
	(a) Financial Liabilities		
	(i) Borrowings	2318.34	2346.19
	(ia) Lease liabilities		
	(ii) Trade payables :		
	(A) total outstanding dues of micro enterprises	0.00	0.00
	(B) total outstanding dues of creditors other than	1170.50	882.39
	(iii) Other financial liabilities	2.58	2.69
	(b) Other current liabilities	470.89	279.15
	(c) Provisions	51.96	33.8
	(c) Current Tax Liabilities (Net)	2.66	4.22
		4016.93	3548.44
	Total Equity and Liabilities	13681.63	13149.54

SAH POLYMERS LIMITED Annexure -1

Regd. Office : E-260-261, Mewar Industrial Area, Madri, Udaipur -313003

CIN:U24201RJ1992PLC006657

Email: info@sahpolymers.com website: www.sahpolymers.com

Tel : 0294-2490534 Fax No. 0294-2490534

Consolidated Segment-wise Unaudited Revenue, Results and Capital Employed for the quarter and half year ended 30th September, 2024

(₹ in lakhs)

Particulars	3 months ended 30/09/2024	Preceding 3 months ended 30/06/2024)	Corresponding 3 months ended in the previous year 30/09/2023	Year to date figures for the current period ended 30/09/2024	Year to date figures for the previous period ended 30/09/2023	Previous year ended 31/03/2024
	(Unaudited)	(Unaudited)	(Unaudited)	(Unaudited)	(Unaudited)	(Audited)
Segment Revenue						
Manufacturing -Flexible Packaging	3226.64	2805.02	2627.71	6031.66	4907.39	9,913.36
Trading	135.93	83.65	99.54	219.58	127.04	910.97
Financing	28.29	22.16	26.83	50.45	48.85	94.53
Total	3390.86	2910.83	2754.08	6301.69	5083.28	10,918.86
Other Income	90.81	31.16	48.69	121.97	102.38	232.81
Total Revenue	3481.67	2941.99	2802.77	6423.66	5185.66	11151.67
Segment results						
Manufacturing -Flexible Packaging	-70.4	(11.55)	(52.69)	(81.95)	(35.54)	-216.16
Trading	-5.77	11.69	2.21	5.92	3.99	55.17
Financing	20.57	14.61	18.43	35.18	33.15	63.62
Total Segment Results	-55.60	14.75	-32.05	-40.85	1.60	-97.37
Other Income	90.81	31.16	48.69	121.97	102.38	232.81
Profit before tax	35.21	45.91	16.64	81.12	103.98	135.44
Provision for tax	8.44	16.31	5.22	24.75	31.45	42.93
Profit after tax	26.77	29.60	11.42	56.37	72.53	92.51
Segment Assets						
Manufacturing -Flexible Packaging	12,567.57	12,591.51	12,645.66	12,567.57	12,645.66	12,397.05
Trading	-	-	-	-	-	-
Financing	1,114.06	904.10	990.52	1,114.06	990.52	752.49
Total	13,681.63	13495.61	13636.18	13681.63	13,636.18	13,149.54
Segment Liabilities						
Manufacturing -Flexible Packaging	4,624.94	4,457.64	4,754.69	4,624.94	4,754.69	3,955.83
Trading	-	4.48	-	-	-	187.35
Financing	293.64	297.21	193.35	293.64	193.35	299.69
Total	4,918.58	4759.33	4948.04	4918.58	4,948.04	4,442.87
Capital Employed	8,763.05	8736.28	8688.14	8763.05	8,688.14	8,706.67

Place : Udaipur

Date : October 25, 2024