



May 29, 2026

IGAL/SECT/5-26/5

To
National Stock Exchange of India Limited
Exchange Plaza, C-1, Block G
Bandra Kurla Complex, Bandra - (E),
Mumbai - 400 051
Symbol: INDIGO

To
BSE Limited
Phiroze Jeejeebhoy Tower
Dalal Street
Mumbai - 400 001
Scrip Code: 539448

Subject: Compliances under Regulation 30 and 33 of SEBI (Listing Obligations and Disclosure Requirements) Regulations, 2015 (“SEBI Regulations”) – Outcome of the Board Meeting

Dear Sir/ Madam,

The Board of Directors of the Company, in its meeting held on Friday, May 29, 2026, *inter alia*, considered and approved the following:

1. Audited standalone and consolidated financial results (“Financial Results”) for the quarter and financial year ended March 31, 2026.

In this regard, please find enclosed:

- i. Financial Results along with the Auditors’ Reports on the Financial Results.
 - ii. Copies of investor presentation and press release.
 - iii. Declaration signed by Chief Financial Officer in respect of Audit Reports issued by Statutory Auditors with unmodified opinion.
2. The partial prepayment of the Company’s finance lease obligations to InterGlobe Aviation Financial Services IFSC Private Limited, a wholly owned subsidiary of the Company, in one or more tranches, for an aggregate amount of up to USD 450 million.

These funds shall be utilised by InterGlobe Aviation Financial Services IFSC Private Limited for acquisition of aviation assets, thereby enabling ownership of aircraft, aircraft engines and aircraft parts.

3. Convening of 23rd AGM of the Company on Thursday, August 20, 2026.

The Board meeting commenced at 1305 hours (IST) and concluded at 1600 hours (IST).

This disclosure is also being made available on the Company’s website at www.goindigo.in. This is for your information and record.

Thanking you,
For **InterGlobe Aviation Limited**

Neerja Sharma
Company Secretary & Chief Compliance Officer
Encl: a/a

InterGlobe Aviation Limited

Registered Office: Upper Ground Floor, Thapar House, Gate No. 2, Western Wing, 124 Janpath, New Delhi – 110 001, India. M +91 9650098905, F + 91 11 43513200 Email: corporate@goindigo.in

Corporate Office: Emaar Capital Tower-II, Sector-26, Sikanderpur Ghosi, MG Road, Gurugram-122002, Haryana, India. T +91 124 435 2500.

CIN no.: L62100DL2004PLC129768

goindigo.in



InterGlobe Aviation Ltd

Earnings Presentation Q4 FY26 and FY26

May 29, 2026

Safe Harbor



This document may contain some statements on the Company's business or financials which may be construed as forward looking. The actual results may be materially different from these forward-looking statements.

This document forms part of the quarterly earnings release and should be viewed together with the Earnings Press Release.

Note: This presentation has been prepared based on consolidated financial statements

FY26 at a Glance



INR 895 bn (+6.4% YoY)
Total income for FY26



INR 517 bn
Total Cash at 31 March, 2026



Welcomed **123 million+**
Passengers in FY26



441
Aircraft at 31 March, 2026



670+ direct routes

520+
domestic

150+
international



c. 2,150 daily flights¹

c. 1,850
domestic

c. 300
international

1. Average for the year

IndiGo – Network presence

	FY26 (change vs FY25)	
ASKs	172.4 bn	+9.5%
RPKs	145.5 bn	+7.5%
Closing Aircraft	441 ^	+7
Domestic Destinations	97	+6
International Destinations**	45	+7

- New destinations added during the year
- Existing domestic stations
- Metros
- International destinations

^ Includes 3 A321 freighters and 20 Damp leases (6 B787, 5 B737, 4 A321 & 5 A320)
 **During FY26, provided services to 94 additional international destinations through strategic partnerships

Fleet Breakup



31st Mar 2026

441

- 36 Owned
- 53 Finance Lease
- 332 Operating Lease
- 20 Damp lease

Owned / Leased

- 177 A320neo
- 26 A320ceo
- 168 A321neo
- 1 A321neo XLR
- 46 ATR
- 3 A321 freighter

Damp Leases

- 6 B787
- 5 B737
- 5 A320ceo
- 4 A321neo

31st Dec 2025

440

- 28 Owned
- 58 Finance Lease
- 338 Operating Lease
- 16 Damp lease

Owned / Leased

- 180 A320neo
- 26 A320ceo
- 168 A321neo
- 1 A321neo XLR
- 46 ATR
- 3 A321 freighter

Damp Leases

- 2 B777
- 5 B787
- 5 B737
- 1 A320ceo
- 3 A321neo

31st Mar, 2025

434

- 8 Owned
- 54 Finance Lease
- 345 Operating Lease
- 27 Damp lease

Owned / Leased

- 195 A320neo
- 26 A320ceo
- 135 A321neo
- 48 ATR
- 3 A321 freighter

Damp Leases

- 3 B777 (1 standby)
- 14 A320ceo (1 standby)
- 9 B737
- 1 B787



QUARTERLY HIGHLIGHTS : Q4FY26 vs Q4FY25

&

YEARLY HIGHLIGHTS : FY26 vs FY25

Financial Summary



Particulars (in INR million)	Quarter Ended			Year Ended		
	Mar'26	Mar'25	Favorable/ (Adverse)	Mar'26	Mar'25	Favorable/ (Adverse)
ASK (billion)	43.6	42.1	3.4%	172.4	157.5	9.5%
Total income	238,307	230,975	3.2%	895,134	840,982	6.4%
RASK* (INR)	5.30	5.26	0.8%	4.99	5.14	(3.0%)
Total expenses	259,325	199,281	(30.1%)	896,775	765,048	(17.2%)
CASK* (INR)	5.78	4.51	(28.3%)	5.00	4.66	(7.2%)
CASK ex fuel* (INR)	4.26	2.90	(46.6%)	3.52	3.00	(17.6%)
EBITDAR	22,278	69,482	(67.9%)	150,892	212,520	(29.0%)
EBITDAR Margin (%)	9.9%	31.4%	(21.4 pts)	17.8%	26.3%	(8.5 pts)
EBITDAR (ex-forex) [#]	64,354	68,618	(6.2%)	231,889	228,612	1.4%
EBITDAR Margin (ex-forex) [#]	28.7%	31.0%	(2.3 pts)	27.3%	28.3%	(1.0 pts)
PBT	(23,517)	31,694	(174.2%)	(19,605)	75,934	(125.8%)
PBT Margin (%)	(10.5%)	14.3%	(24.8 pts)	(2.3%)	9.4%	(11.7 pts)
PAT	(25,369)	30,675	(182.7%)	(23,936)	72,584	(133.0%)
PAT Margin (%)	(11.3%)	13.8%	(25.2 pts)	(2.8%)	9.0%	(11.8 pts)
PAT (ex-forex) [#]	16,707	29,811	(44.0%)	57,061	88,676	(35.7%)
PAT Margin (ex-forex) [#]	7.4%	13.5%	(6.0 pts)	6.7%	11.0%	(4.3 pts)

* 1) Net of finance income of INR 7,374 million and INR 9,509 million for quarter ended Mar'26 and Mar'25 respectively

2) Net of finance income of INR 35,304 million and INR 31,119 million for full year ended Mar'26 and Mar'25 respectively

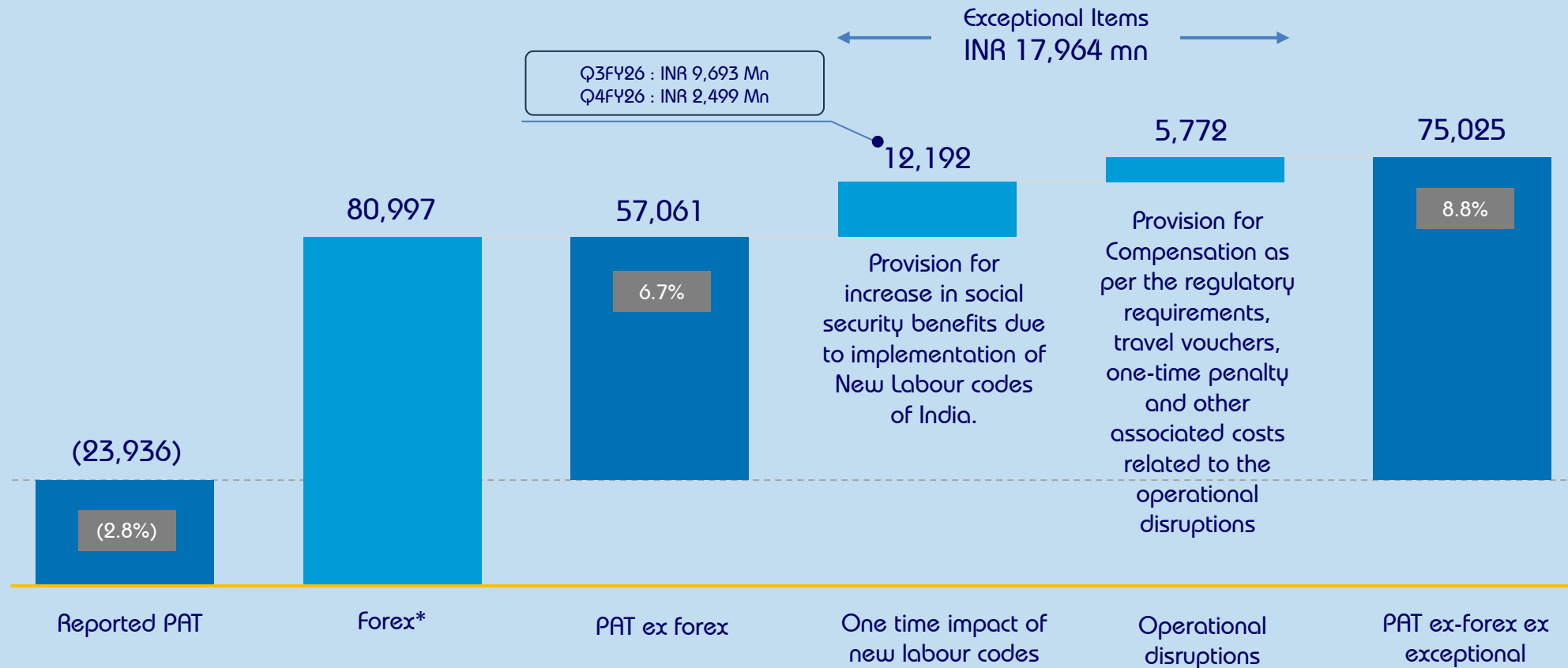
[#] 1) Net of Forex loss, gain on forex hedging of INR 6,153 million and loss of INR 502 million for quarter ended Mar'26 and Mar'25 respectively

2) Net of Forex loss, gain on forex hedging of INR 8,760 million and INR 87 million for full year ended Mar'26 and Mar'25 respectively

Adjusted Profitability – FY26



Amount INR in million.



* Net of gain on forex hedging of INR 8,760 million

Revenue breakup



Particulars (in INR million)	Quarter Ended			Year Ended		
	Mar'26	Mar'25	Favorable/ (Adverse)	Mar'26	Mar'25	Favorable/ (Adverse)
Revenue from operations	224,384	221,519	1.3%	849,619	808,029	5.1%
Other income	13,923	9,456	47.2%	45,515	32,953	38.1%
Total income	238,307	230,975	3.2%	895,134	840,982	6.4%
ASK (billion)	43.6	42.1	3.4%	172.4	157.5	9.5%
RPK (billion)	37.4	36.8	1.5%	145.5	135.4	7.5%
Load factor (%)	85.8%	87.4%	(1.7 pts)	84.4%	86.0%	(1.6 pts)
Yield (INR)	5.20	5.32	(2.2%)	5.06	5.15	(1.7%)
RASK* (INR)	5.30	5.26	0.8%	4.99	5.14	(3.0%)

* 1) Net of finance income of INR 7,374 million and INR 9,509 million for quarter ended Mar'26 and Mar'25 respectively

2) Net of finance income of INR 35,304 million and INR 31,119 million for full year ended Mar'26 and Mar'25 respectively

Note: The above operational metrics includes non-scheduled operations.

Non-IndAS measures- RASK



Particulars (in INR million)	Quarter Ended		Year Ended	
	Mar'26	Mar'25	Mar'26	Mar'25
Total revenue	238,307	230,975	895,134	840,982
Less: finance income	7,374	9,509	35,304	31,119
Total revenue less finance income (A)	230,933	221,466	859,830	809,863
ASK (millions) (B)	43,553	42,101	172,443	157,474
RASK (INR) (C=A/B)	5.30	5.26	4.99	5.14

Cost breakup



Particulars (in INR million)	Quarter Ended			Year Ended		
	Mar'26	Mar'25	Favorable/ (Adverse)	Mar'26	Mar'25	Favorable/ (Adverse)
Supplementary rentals and aircraft repair and maintenance (net)	31,933	30,126	(6.0%)	129,121	112,185	(15.1%)
Depreciation and amortization expenses	28,195	24,914	(13.2%)	108,082	86,802	(24.5%)
Finance costs	14,846	13,742	(8.0%)	58,908	50,800	(16.0%)
Aircraft and engine rentals (net)	7,629	8,641	11.7%	20,847	30,103	30.7%
Airport fees and charges	16,878	15,635	(8.0%)	65,482	57,531	(13.8%)
Employee costs	20,748	19,472	(6.6%)	82,722	74,725	(10.7%)
Consumption of stock in trade	1,418	1,074	(32.0%)	4,949	3,832	(29.1%)
Other expenses	22,946	19,513	(17.6%)	83,015	70,918	(17.1%)
Total expenses (excl fuel & forex)	144,593	133,117	(8.6%)	553,126	486,896	(13.6%)
Aircraft fuel expenses	66,503	67,530	1.5%	253,892	261,973	3.1%
Foreign exchange (gain)/ loss (net)	48,229	(1,366)	(3,630.7%)	89,757	16,179	(454.8%)
Total expenses	259,325	199,281	(30.1%)	896,775	765,048	(17.2%)
CASK (INR)	5.78	4.51	(28.3%)	5.00	4.66	(7.2%)
CASK ex fuel (INR)	4.26	2.90	(46.6%)	3.52	3.00	(17.6%)
CASK ex fuel ex forex (INR)	3.15	2.94	(7.3%)	3.00	2.89	(3.8%)
Average Exchange Rate (US\$/INR)	90.91	86.52	(5.1%)	88.06	84.43	(4.3%)
Closing Exchange Rate (US\$/INR)	94.56	85.50	(10.6%)	94.56	85.50	(10.6%)

* 1) Net of finance income of INR 7,374 million and INR 9,509 million for quarter ended Mar'26 and Mar'25 respectively
 2) Net of finance income of INR 35,304 million and INR 31,119 million for full year ended Mar'26 and Mar'25 respectively

Non-IndAS measures- CASK



Particulars (in INR million)	Quarter Ended		Year Ended	
	Mar'26	Mar'25	Mar'26	Mar'25
Total expenses	259,325	199,281	896,775	765,048
Less: finance income	7,374	9,509	35,304	31,119
Total expense less finance income (A)	251,951	189,772	861,471	733,929
ASK (millions) (B)	43,553	42,101	172,443	157,474
CASK (INR) (C=A/B)	5.78	4.51	5.00	4.66
Fuel cost/ ASK (INR) (D)	1.53	1.60	1.47	1.66
CASK ex fuel (INR) (E=C-D)	4.26	2.90	3.52	3.00
Forex cost/ ASK (INR) (F)	1.11	(0.03)	0.52	0.10
CASK ex fuel ex forex (INR) (G=E-F)	3.15	2.94	3.00	2.89

Non-IndAS measures- EBITDAR

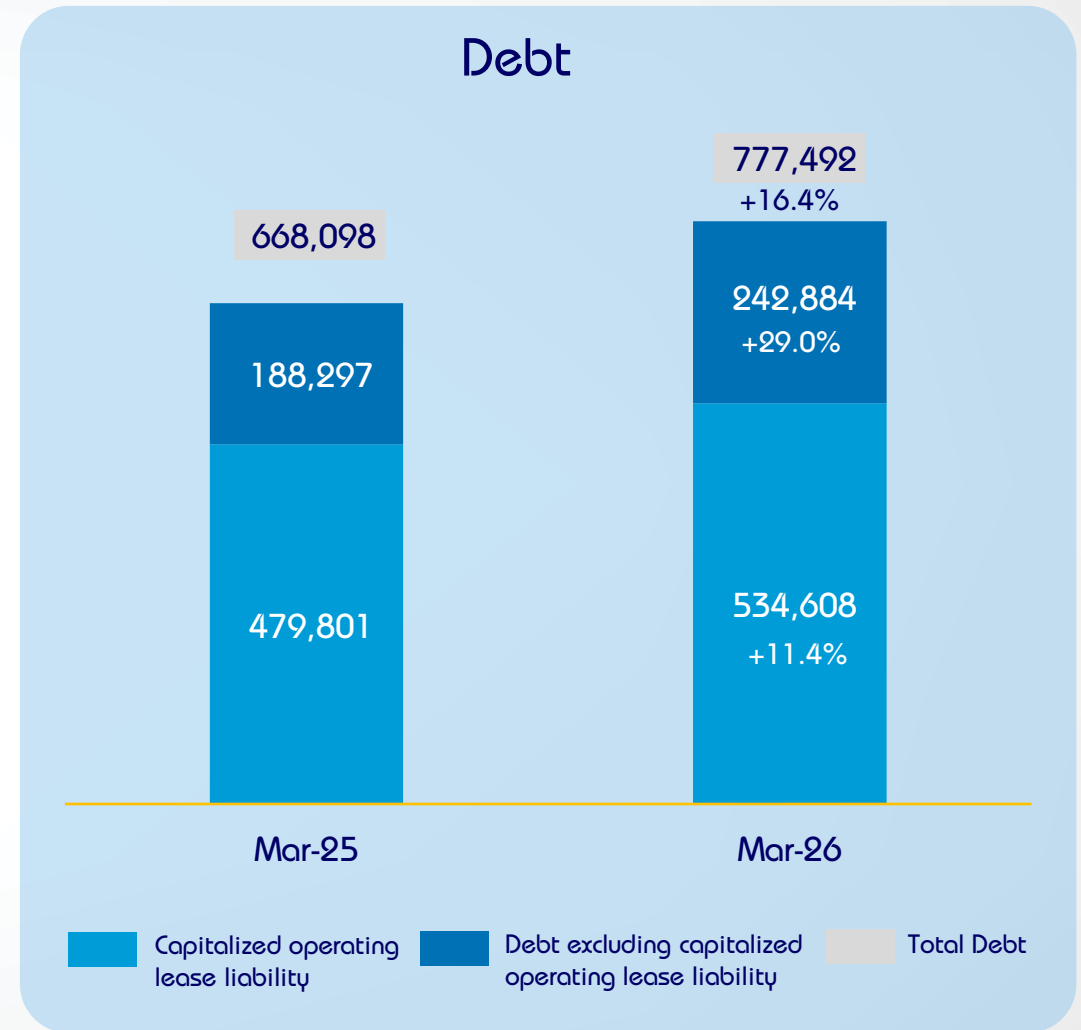
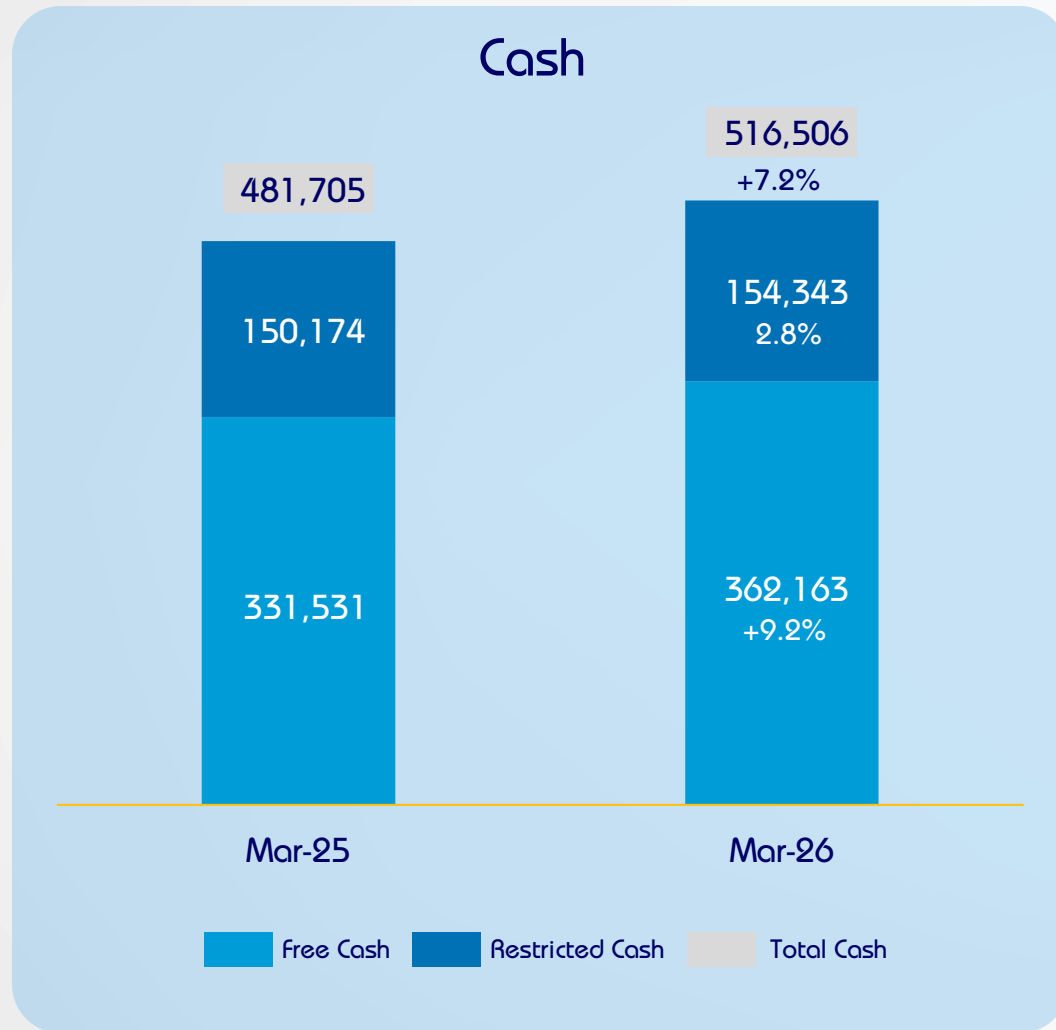


Particulars (in INR million)	Quarter Ended		Year Ended	
	Mar'26	Mar'25	Mar'26	Mar'25
PBT	(23,517)	31,694	(19,605)	75,934
Exceptional items	2,499	-	(17,964)	-
Finance cost	14,846	13,742	58,908	50,800
Less: Finance income	7,374	9,509	35,304	31,119
Depreciation & amortization	28,195	24,914	108,082	86,802
Aircraft and engine rental	7,629	8,641	20,847	30,103
EBITDAR (A)	22,278	69,482	150,892	212,520
Forex*	42,076	(864)	80,997	16,092
EBITDAR ex-forex (B)	64,354	68,618	231,889	228,612
Revenue from Operations (C)	224,384	221,519	849,619	808,029
EBITDAR Margin (D=A/C)	9.9%	31.4%	17.8%	26.3%
EBITDAR Margin ex-forex (E=B/C)	28.7%	31.0%	27.3%	28.3%

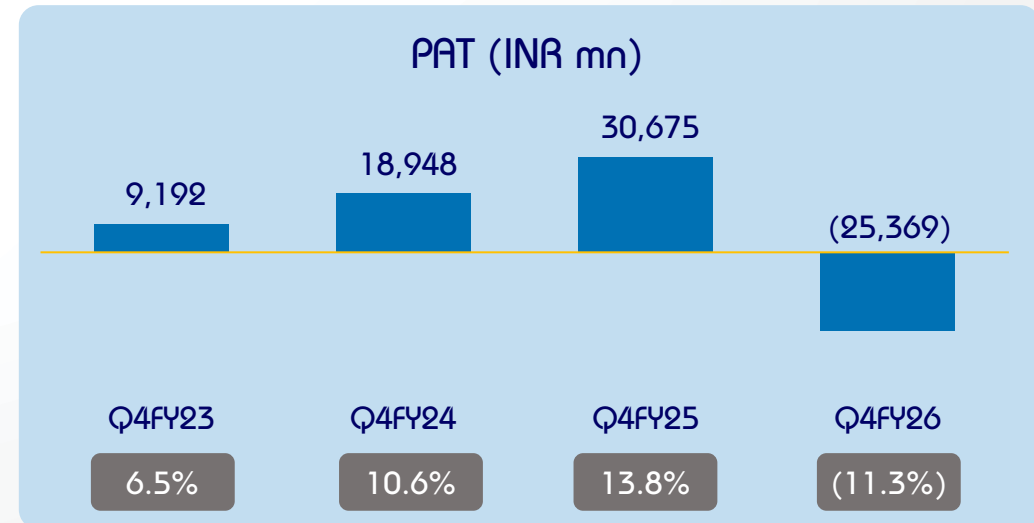
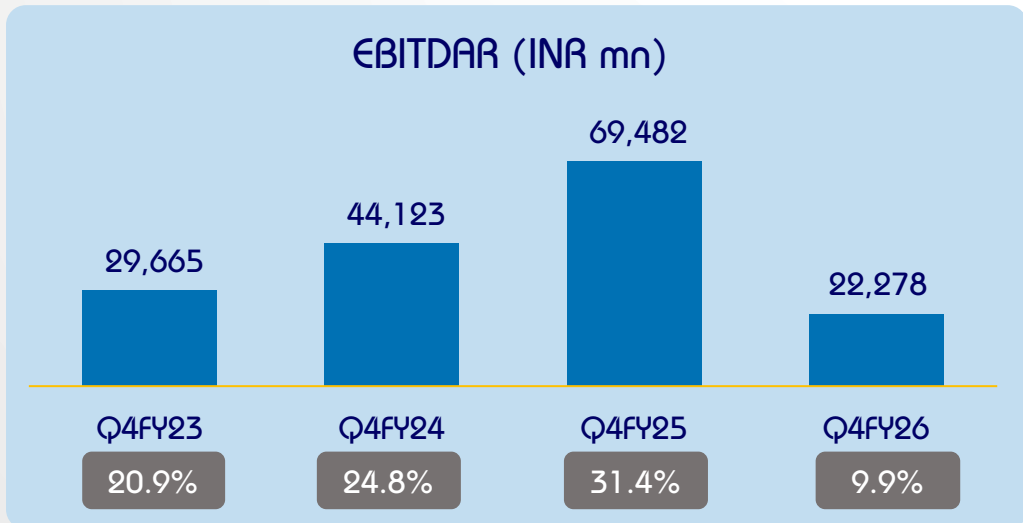
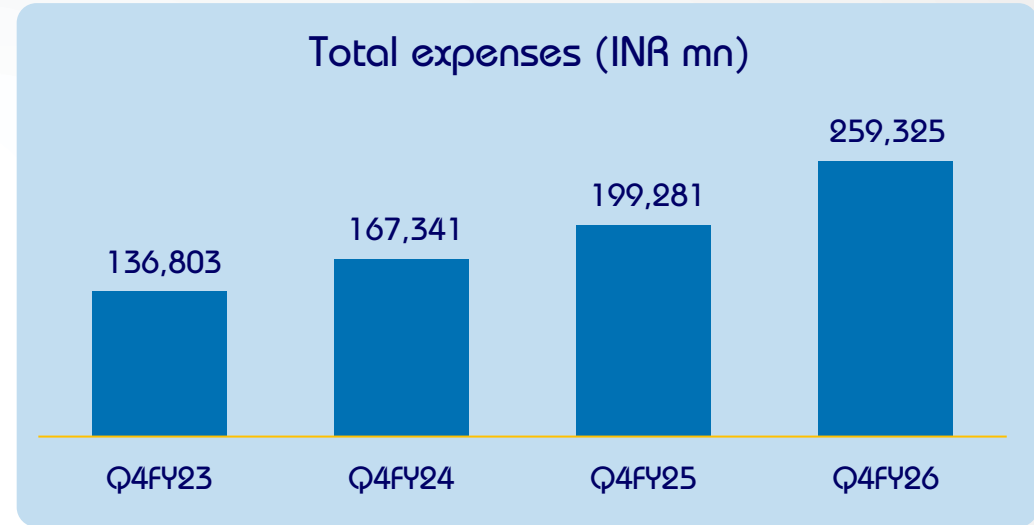
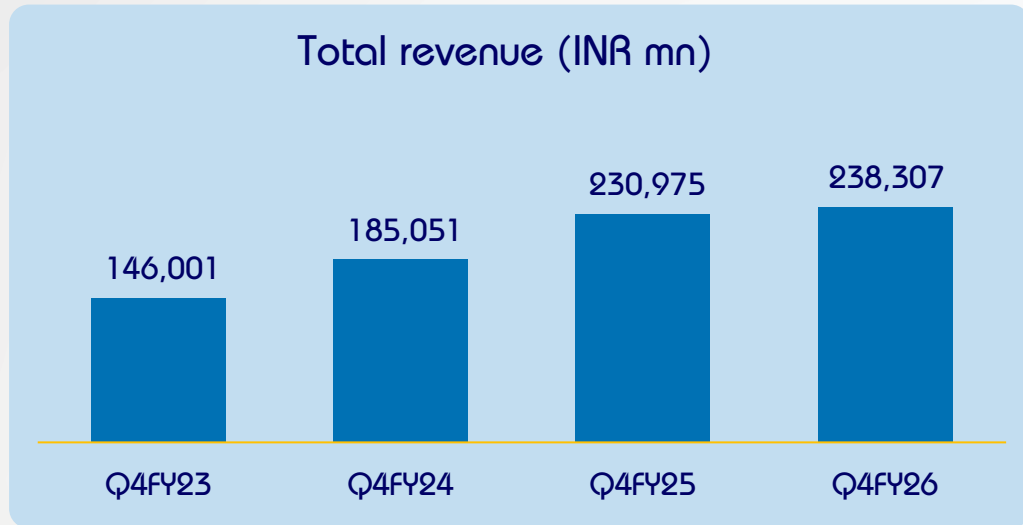
* 1) including gain on forex hedging of INR 6,153 million and loss of INR 502 million for quarter ended Mar'26 and Mar'25 respectively

2) including gain on forex hedging of INR 8,760 million and INR 87 million for full year ended Mar'26 and Mar'25 respectively

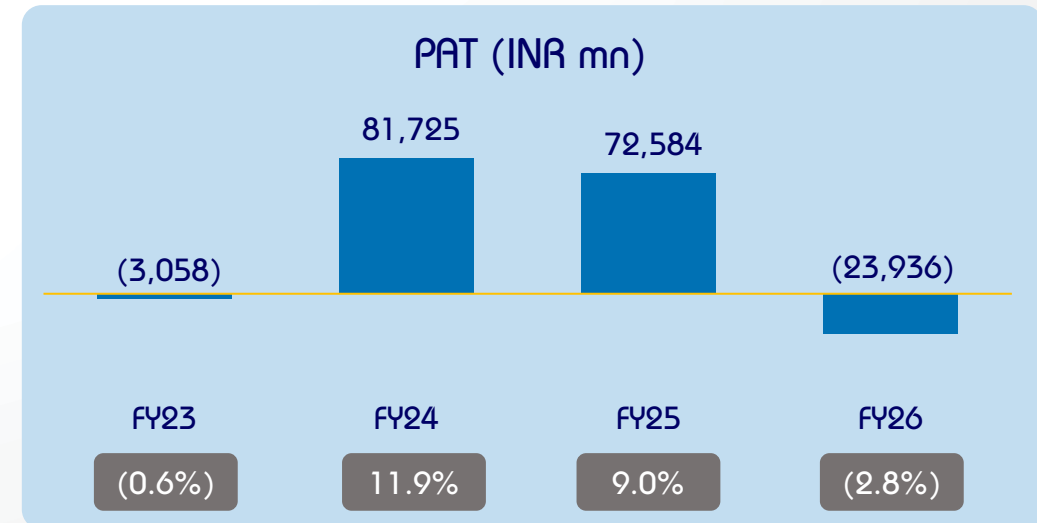
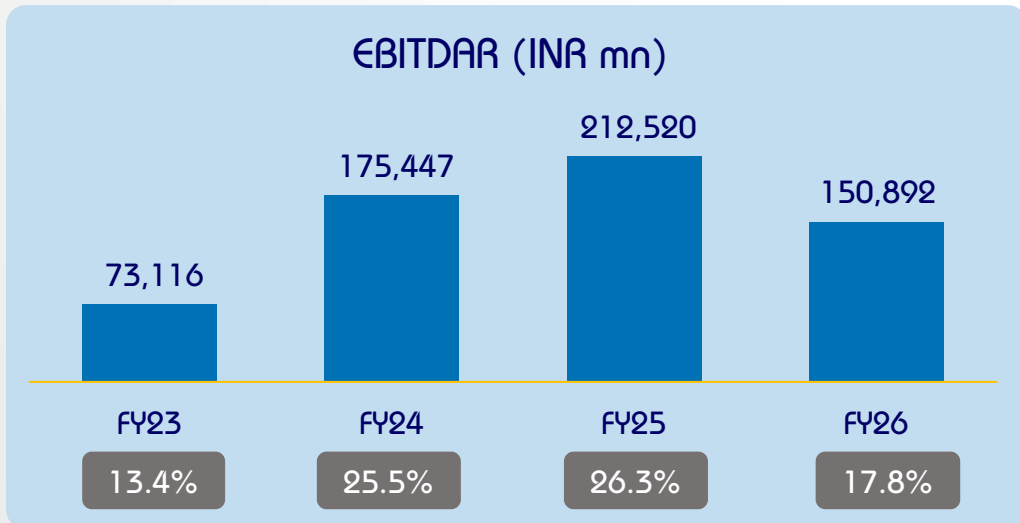
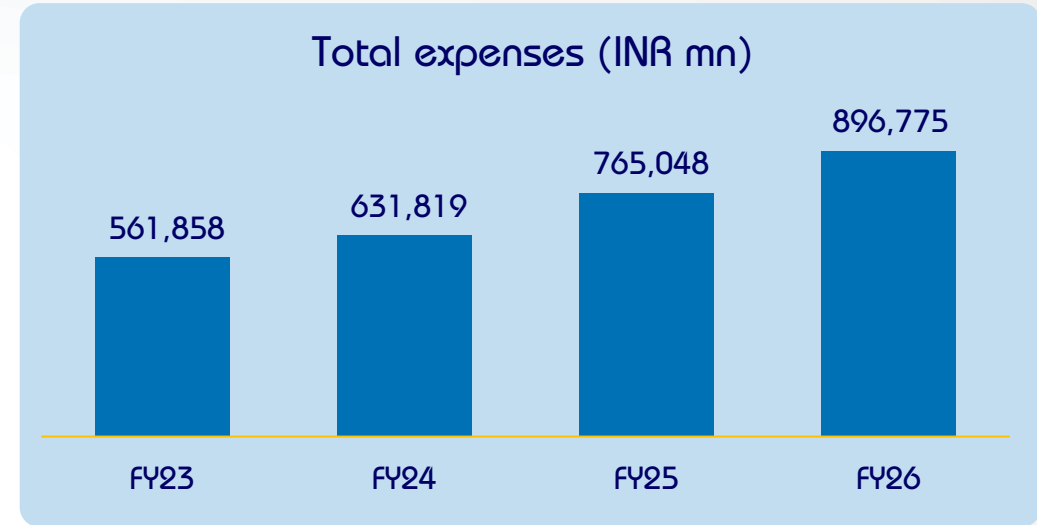
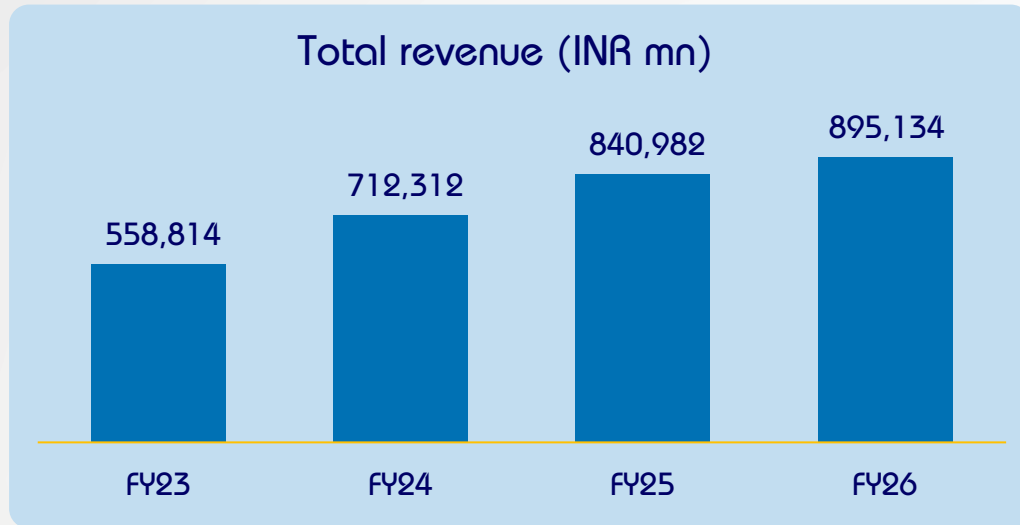
Cash and Debt



Financial performance indicators – Q4 FY26



Financial performance indicators – FY26



Definitions and Abbreviations



Term	Description
ASK	Available Seat Kilometer
CASK	Total Cost net of finance income per Available Seat Kilometer
CASK ex fuel	Total Cost excluding fuel cost net of finance income per Available Seat Kilometer
CASK ex fuel ex forex	Total Cost excluding forex and fuel cost net of finance income per Available Seat Kilometer
EBITDAR	Earnings before finance income and cost, tax, depreciation & amortization, aircraft & engine rentals and exceptional items
EBITDAR margin	EBITDAR / Revenue from Operations
Load Factor	Revenue Passenger Kilometer / Available Seat Kilometer
PAT margin	PAT / Revenue from Operations
RASK	Total Revenue net of finance income per Available Seat Kilometer
RPK	Revenue Passenger Kilometer
Yield	Passenger Ticket Revenue / Revenue Passenger Kilometer