

भारतीय अक्षय ऊर्जा विकास संस्था लिमिटेड
(भारत सरकार का प्रतिष्ठान)
Indian Renewable Energy Development Agency Limited
(A Government of India Enterprise)

पंजीकृत कार्यालय : प्रथम तल, कोर-4-ए, ईस्ट कोर्ट, भारत पर्यावास केन्द्र, लोदी रोड, नई दिल्ली-110003, भारत
Registered Office : 1st Floor, Core- 4 'A', East Court, India Habitat Centre, Lodhi Road, New Delhi - 110003, INDIA
दूरभाष/Phone : +91-11-2468 2206 - 19, फ़ैक्स/Fax : +91-11-2468 2202 वेबसाइट / Website : www.ireda.in
CIN : L65100DL1987GOI027265

Ref No: CACS/Sectt./efile 8713

Date: May 29, 2026

नेशनल स्टॉक एक्सचेंज ऑफ इंडिया लिमिटेड, एक्सचेंज प्लाजा, सी/1, जी ब्लॉक, बान्द्रा कुर्ला कॉम्प्लेक्स, बान्द्रा (ई), मुंबई - 400051 National Stock Exchange of India Limited, Exchange Plaza, C/1, Block G, Bandra Kurla Complex, Bandra (E), Mumbai - 400001 Symbol- IREDA ISIN: INE202E01016	बीएसई लिमिटेड, पहली मंजिल, फिरोज जीजीभॉय टावर्स, दलाल स्ट्रीट, काला घोड़ा, फोर्ट, मुंबई - 400001 BSE Limited 1 st Floor, Phiroze Jeejeebhoy Towers, Dalal Street, Kala Ghoda, Fort, Mumbai - 400051 Scrip Code- 544026
---------------------------------------------------------------------------------------------------------------------------------------------------------------------------------------------------------------------------------------------------------------------------------------------------------------------------	------------------------------------------------------------------------------------------------------------------------------------------------------------------------------------------------------------------------------------------------------------

Subject: Outcome of the Board Meeting held on May 29, 2026.

Dear Sir/Madam,

In compliance with the provision of Regulation 30, 33, 51, 52 and other applicable regulations read with Schedule III of SEBI (LODR) Regulations, 2015, as amended from time-to-time, this is to inform you that the Board of Directors of Indian Renewable Energy Development Agency Limited (IREDA) in its meeting held **Today, May 29, 2026**, inter-alia, approved the following:

1. Audited Financial Results (Standalone and Consolidated) and Audited Financial Statements (Standalone and Consolidated) of the Company for the quarter & year ended March 31, 2026. In this regard, a copy of the Standalone and Consolidated Financial Results along with the Statutory Auditor's Report are enclosed herewith.
2. Recommended final dividend of ₹0.75/- per equity share, i.e., @ 7.50% (subject to deduction of TDS) on the face value of the paid-up equity shares of ₹10/- each for the FY 2025-26, subject to the approval of the shareholders at the ensuing Annual General Meeting (AGM) of the Company. The final dividend, if declared, would be paid within 30 days from the date of its declaration at the AGM. The Record Date for Final Dividend would be fixed and intimated in due course. This final dividend is in addition to the Interim Dividend of ₹0.60 per equity share, i.e., @ 6% (subject to deduction of TDS) on the face value of the paid-up equity shares of ₹10/- each, for the FY 2025-26.

Further, it is pertinent to mention that pursuant to the recent amendments in the Listing Regulations, the dividend payment shall be made exclusively through electronic mode. The provision for remittance of dividend via physical instruments such as cheques or warrants has been discontinued. In view of the same, members are therefore requested to approach their respective Depository Participant (DP) to register or update their bank account details in their demat account, in accordance with the procedure prescribed by the DP, to facilitate smooth and timely credit of dividend.

3. To accelerate India's clean energy transition and to support the achievement of the Viksit Bharat and Net Zero goals; and further to meet sectoral requirement as well as to explore new business opportunities in new and emerging technologies in renewable energy and climate mitigations such as green energy, clean energy, Carbon Capture Utilization and Storage (CCUS), energy transition, climate impact mitigation, Civil Nuclear Power Infrastructure for electricity generation, green building infrastructure/data centre etc., the Board accorded approval for amendment in the object clause of Memorandum of Association ("MOA"), subject to requisite approvals.

With respect to the BSE email and NSE letter dated May 27, 2026, regarding non-compliance pertaining to the composition of the Board of Directors and certain other related provisions of SEBI (LODR) Regulations, 2015, for the quarter ended March 31, 2026; the Board noted that the Company is regularly following up with the Administrative Ministry i.e., Ministry of New and Renewable Energy (MNRE) for the appointment of requisite number of Independent Directors on the Board of IREDA and desired that MNRE be requested to expedite the process for the appointment of Independent Directors (including women director). The Board also desired that the Stock Exchanges be requested to waive the fines imposed on the Company and also not to impose any further fine/penalty, since the matter relating to appointment of Independent Directors is beyond the control of the Company and there is no violation on the part of the Company.

The Board Meeting commenced at 06:00 PM and concluded at 09:05 PM.

आपसे अनुरोध है कि कृपया इसे रिकॉर्ड में ले /
You are requested to please take the same on record.

धन्यवाद/
Thanking You,

भारतीय अक्षय ऊर्जा विकास संस्था लिमिटेड के लिए /
For Indian Renewable Energy Development Agency Limited

एकता मदान/**Ekta Madan**
कंपनी सचिव/**Company Secretary**

कॉर्पोरेट कार्यालय : तीसरा तल, अगस्त क्रांति भवन, भीकाएजी कामा प्लेस,
नई दिल्ली-110066, भारत
Corporate Office : 3rd Floor, August Kranti Bhawan, Bhikaiji Cama Place,
New Delhi - 110066, INDIA दूरभाष/Phone : +91-11-2671 7401 - 2671 7412,
फैक्स/Fax : +91-11-2671 7416 ई-मेल / E-mail : cmd@ireda.in

बिजनेस सेंटर : एनबीसीसी कॉम्प्लेक्स, ब्लॉक -II, प्लेट-बी, 7वीं मंजिल,
पूर्वी किदवई नगर, नई दिल्ली-110023, भारत
Business Centre : NBCC Complex, Block -II, Plate-B, 7th Floor,
East Kidwai Nagar, New Delhi -110023, INDIA
दूरभाष/Phone : +91-11-2460 4157, 2434 7700 - 2434 7799

FOLLOW US : [f](#) @IREDALimited [X](#) @IREDALtd [i](#) @iredaofficial

Shiv & Associates , Chartered Accountants
103 & 105, Ajanta Market, Plot No. 1,
Vardhaman Indraprastha Plaza
I.P. Extension, Partparganj,
Delhi – 110092

Rao & Emmar, Chartered Accountants
469, II Floor, Pocket 4,
DDA LIG Flats
Sector 11, Dwarka,
New Delhi – 110075

Independent Auditor's Report on Standalone Financial Results of Indian Renewable Energy Development Agency Limited for the quarter and year ended March 31, 2026 pursuant to the Regulation 33 and Regulation 52 of the SEBI (Listing Obligation and Disclosure Requirements) Regulations, 2015 as amended

To
The Board of Directors of,
Indian Renewable Energy Development Agency Limited

Report on the Audit of the Standalone Financial Results

Opinion

We have audited the accompanying Standalone Financial Results of **Indian Renewable Energy Development Agency Limited** ("the Company"), for the quarter and year ended March 31, 2026, ("the Statement"), being submitted by the Company pursuant to the requirements of Regulation 33 and Regulation 52 of the SEBI (Listing Obligations and Disclosure Requirements) Regulations, 2015, as amended ("Listing Regulations").

In our opinion and to the best of our information and according to the explanations given to us, the aforesaid statement:

- i. is presented in accordance with the requirements of Regulation 33 and Regulation 52 of the Listing Regulations in this regard; and
- ii. gives a true and fair view, in conformity with the recognition and measurement principles laid down in the applicable Indian Accounting Standards, RBI guidelines and other accounting principles generally accepted in India, of the net profit and other comprehensive income and other financial information for the quarter and year ended March 31, 2026.

Basis for Opinion

We conducted our audit in accordance with the Standards on Auditing (SAs) specified under section 143(10) of the Companies Act, 2013, as amended ("the Act") issued by the Institute of Chartered Accountants of India ("ICAI"). Our responsibilities under those Standards are further described in the 'Auditor's Responsibilities for the Audit of the Standalone Financial Results' section of our report. We are independent of the Company, in accordance with the Code of Ethics issued by the ICAI together with the ethical requirements that are relevant to our audit of the Standalone Financial Results under the provisions of the Act, and the Rules thereunder, and we have fulfilled our other ethical responsibilities in accordance with these requirements and the ICAI's Code of Ethics. We believe that the audit evidence obtained by us, is sufficient and appropriate to provide a basis for our opinion on the Standalone Financial Results.



Shiv & Associates , Chartered Accountants
103 & 105, Ajanta Market, Plot No. 1,
Vardhaman Indraprastha Plaza
I.P. Extension, Partparganj,
Delhi – 110092

Rao & Emmar, Chartered Accountants
469, II Floor, Pocket 4,
DDA LIG Flats
Sector 11, Dwarka,
New Delhi – 110075

Emphasis of Matter

We draw attention to the following matters in the Standalone Financial Results:

- i. Note No. 1 to the Standalone Financial Results regarding the constitution of the audit committee and adoption of Standalone Financial Results.
- ii. Note No. 3 to the Standalone Financial Results. In compliance of Reserve Bank of India (Non-Banking Financial Companies – Income Recognition, Asset Classification and Provisioning) Directions, 2025, the Company has calculated provision required under IRACP Norms (including standard assets provisions) and the Company has appropriated the difference between the impairment allowance under Ind AS 109 and the provisions required under IRACP Norms (including standard asset provisioning) to “Impairment Reserve”.
- iii. Note No. 15 to the Standalone Financial Results regarding disclosure on New Labour Law Framework. On November 21, 2025, the Government of India notified four Labour Codes consolidating 29 labour laws and introducing, among other changes, a uniform definition of wages. The Company’s salary structure was already compliant with the revised definition; accordingly, no changes were required, and hence no impact was observed. The Company continues to monitor the finalisation of rules and will account for any impact, if necessary.

Our opinion on Standalone Financial Results is not modified in respect of these matters.

Management’s Responsibilities for the Standalone Financial Results

These Standalone Financial Results for the quarter and year ended March 31, 2026, have been prepared on the basis of the Audited Standalone Financial Statements. The Board of Directors of the Company is responsible for the preparation and presentation of these Standalone Financial Results that give a true and fair view of the net profit and comprehensive income of the company and other financial information in accordance with the recognition and measurement principles laid down in the applicable Indian Accounting Standard prescribed under section 133 of the Act, read with the relevant rules issued thereunder, circulars guidelines and directions issued by the Reserve Bank of India (‘RBI’) from time to time (‘RBI Guidelines’) and other accounting principles generally accepted in India and in compliance with regulations 33 and 52 of the Listing Regulations. This responsibility also includes maintenance of adequate accounting records in accordance with the provisions of the Act for safeguarding of the assets of the Company and for preventing and detecting frauds and other irregularities; selection and application of appropriate accounting policies; making judgments and estimates that are reasonable and prudent; and design, implementation and maintenance of adequate internal financial controls that were operating effectively for ensuring the accuracy and completeness of the accounting records,



Shiv & Associates , Chartered Accountants
103 & 105, Ajanta Market, Plot No. 1,
Vardhaman Indraprastha Plaza
I.P. Extension, Partparganj,
Delhi – 110092

Rao & Emmar, Chartered Accountants
469, II Floor, Pocket 4,
DDA LIG Flats
Sector 11, Dwarka,
New Delhi – 110075

relevant to the preparation and presentation of the standalone financial results that give a true and fair view and are free from material misstatement, whether due to fraud or error.

In preparing the Standalone Financial Results, the Board of Directors are responsible for assessing the Company's ability to continue as a going concern, disclosing, as applicable, matters related to going concern and using the going concern basis of accounting unless the Board of Directors either intends to liquidate the Company or to cease operations, or has no realistic alternative but to do so.

The Board of Directors is also responsible for overseeing the financial reporting process of the company.

Auditor's Responsibilities for the Audit of the Standalone Financial Results

Our objectives are to obtain reasonable assurance about whether the statement as a whole is free from material misstatement, whether due to fraud or error, and to issue an auditor's report that includes our opinion. Reasonable assurance is a high level of assurance but is not a guarantee that an audit conducted in accordance with SAs will always detect a material misstatement when it exists. Misstatements can arise from fraud or error and are considered material if, individually or in the aggregate, they could reasonably be expected to influence the economic decisions of users taken on the basis of these Standalone Financial Results.

As part of an audit in accordance with SAs, we exercise professional judgment and maintain professional scepticism throughout the audit. We also:

- Identify and assess the risks of material misstatement of the Standalone Financial Results, whether due to fraud or error, design and perform audit procedures responsive to those risks, and obtain audit evidence that is sufficient and appropriate to provide a basis for our opinion. The risk of not detecting a material misstatement resulting from fraud is higher than for one resulting from error, as fraud may involve collusion, forgery, intentional omissions, misrepresentations, or the override of internal control.
- Obtain an understanding of internal control relevant to the audit in order to design audit procedures that are appropriate in the circumstances. Under Section 143(3) (i) of the Act, we are also responsible for expressing our opinion through a separate report on the complete set of financial statements on whether the company has adequate internal financial controls with reference to financial statements in place and the operating effectiveness of such controls.
- Evaluate the appropriateness of accounting policies used and the reasonableness of accounting estimates and related disclosures made by the Board of Directors.
- Conclude on the appropriateness of the Board of Directors' use of the going concern basis of accounting and, based on the audit evidence obtained, whether a material uncertainty exists related to events or conditions that may cast significant doubt on the ability of the company to continue as a going concern. If we conclude that a material uncertainty exists,



we are required to draw attention in our auditor's report to the related disclosures in the standalone financial results or, if such disclosures are inadequate, to modify our opinion. Our conclusions are based on the audit evidence obtained up to the date of our auditor's report. However, future events or conditions may cause the company to cease to continue as a going concern.

- Evaluate the overall presentation, structure and content of the Standalone Financial Results, including the disclosures, and whether the Standalone Financial Results represent the underlying transactions and events in a manner that achieves fair presentation.

Materiality is the magnitude of misstatements in the Standalone Financial Results, that individually or in aggregate, makes it probable that the economic decisions of a reasonably knowledgeable user of the standalone financial results may be influenced. We consider quantitative materiality and qualitative factors in (i) planning the scope of our audit work and in evaluating the results of our work and (ii) to evaluate the effect of any identified misstatements in the standalone financial results.


We communicate with those charged with governance regarding, among other matters, the planned scope and timing of the audit and significant audit findings, including any significant deficiencies in internal control that we identify during our audit.

We also provide those charged with governance with a statement that we have complied with relevant ethical requirements regarding independence, and to communicate with them all relationships and other matters that may reasonably be thought to bear on our independence, and where applicable, related safeguards.

Other Matters

- i. Certain accounts of the Company have been classified as Stage II / Standard instead of Stage III / Non-Performing Assets' (NPA) pursuant to interim orders of various High Courts. The aggregate amount of such accounts is Rs. 394.00 crores. However, as a matter of prudence, interest income on these accounts, being NPAs in terms of prudential norms prescribed by the Reserve Bank of India (RBI), has been recognized on a collection basis and impairment loss allowances have been made accordingly.
- ii. RBI, vide Notification No. RBI/2025-26/168 dated January 01, 2026, has issued the NBFCs – Prudential Norms on Capital Adequacy Amendment Directions, 2026, revising the risk-weight framework applicable for loans to 'High-Quality Infrastructure Projects'. These directions are applicable from April 01, 2026, or earlier, if adopted by an NBFC.

The Company has adopted these directions, w.e.f. March 31, 2026, leading to a reduction in risk weighted assets (RWA) by ₹ 7,787.77 crores and an increase in CRAR by 1.83%. Including the above, the CRAR stands at 20.59% on March 31, 2026.



Shiv & Associates , Chartered Accountants
103 & 105, Ajanta Market, Plot No. 1,
Vardhaman Indraprastha Plaza
I.P. Extension, Partparganj,
Delhi – 110092

Rao & Emmar, Chartered Accountants
469, II Floor, Pocket 4,
DDA LIG Flats
Sector 11, Dwarka,
New Delhi – 110075

- iii. The audit of Standalone Financial Results for the quarter and year ended as on March 31, 2025, was conducted by M/s Shiv & Associates, Chartered Accountants, one of the present joint auditors of the Company. M/s Shiv & Associates, Chartered Accountants expressed unmodified opinion on those Standalone Financial Results vide their audit report dated April 15, 2025.
- iv. As per past practice, in respect of loan assets, the Company has provided expected credit loss (ECL) as required under Ind AS 109 based on the ECL report submitted by an independent agency appointed by the Company, which inter alia includes assumptions based on technical parameters / certain aspects. The use of such report does not diminish management's responsibility for ECL estimation nor our responsibility to evaluate the assumptions, methodology and data used.
- v. The Standalone Annual Financial Results include the results for the quarter ended March 31, 2026, being the balancing figure between the audited figures in respect of the full financial year and the published audited year to date figures up to the third quarter of the current financial year.



**For Shiv & Associates,
Chartered Accountants**
Firm's Registration Number: 009989N



CA Amit Singhal
Partner
Membership No.098417
UDIN: 26098417LHYLSL 6006

**Place: New Delhi
Date:29-05-2026**

**For Rao & Emmar,
Chartered Accountants**
Firm's Registration Number: 003084S



CA Kamal Rai Mathur
Partner
Membership No. 098607
UDIN: 26098607AYJDV13768

Statement of Standalone Audited Financial Results for the quarter and year ended 31.03.2026

(₹ in Crores)

S.No.	Particulars	Quarter ended			Year Ended	
		31.03.2026	31.12.2025	31.03.2025	31.03.2026	31.03.2025
		(Audited)	(Audited)	(Audited)	(Audited)	(Audited)
I	Revenue From Operations					
i)	Interest Income	2,138.33	2,101.97	1,861.14	8,179.20	6,575.39
ii)	Fees and Commission Income	12.14	19.09	28.56	58.68	95.71
iii)	Net gain/(loss) on Fair Value Changes	14.37	(0.24)	3.38	31.21	13.13
iv)	Other Operating Income	10.11	9.05	11.07	39.91	58.18
	Total Revenue From Operations (I)	2,174.95	2,129.87	1,904.15	8,309.00	6,742.41
II	Other Income	5.95	9.73	10.58	28.48	12.37
III	Total Income (I+II)	2,180.90	2,139.60	1,914.73	8,337.48	6,754.78
IV	Expenses					
i)	Finance Cost	1,240.86	1,232.58	1,103.72	4,904.66	4,141.03
ii)	Net Translation/ Transaction Exchange Loss/(Gain)	33.95	(20.52)	(0.61)	43.41	41.61
iii)	Impairment on Financial Instruments	215.29	129.26	129.44	777.08	237.23
iv)	Employee Benefits Expenses	29.11	29.00	20.83	105.24	81.05
v)	Depreciation, Amortization and Impairment	12.51	10.92	10.73	43.81	38.80
vi)	Others Expenses	20.87	33.25	14.34	92.86	86.48
vii)	Corporate Social Responsibility Expense	9.05	8.15	6.30	33.50	24.78
	Total Expenses (IV)	1,561.64	1,422.64	1,284.75	6,000.56	4,650.98
V	Profit/(Loss) Before Exceptional Items and Tax (III-IV)	619.26	716.95	629.98	2,336.92	2,103.80
VI	Exceptional Items	-	-	-	-	-
VII	Profit/(Loss) Before Tax (V-VI)	619.26	716.95	629.98	2,336.92	2,103.80
VIII	Tax Expense					
	(i) Current Tax	132.25	178.63	140.13	565.12	471.31
	- Current year	132.80	193.42	145.84	580.45	477.02
	- Earlier years	(0.55)	(14.79)	(5.71)	(15.33)	(5.71)
	(ii) Deferred Tax	(5.74)	(46.59)	(11.94)	(101.54)	(66.11)
IX	Profit/(Loss) from Continuing Operations (VII-VIII)	492.75	584.91	501.79	1,873.34	1,698.60
	Profit/(Loss) from Discontinued Operations	-	-	-	-	-
X	Profit/(Loss) for the period	492.75	584.91	501.79	1,873.34	1,698.60
XI	Other Comprehensive Income					
(A)	(i) Items that will not be reclassified to Profit or Loss					
	- Remeasurements of the Defined Benefit Plans:-	(27.34)	(10.09)	(3.88)	(41.51)	(20.78)
	(ii) Income Tax relating to items that will not be reclassified to Profit or Loss	6.88	2.54	0.98	10.45	5.23
	Subtotal (A)	(20.46)	(7.55)	(2.90)	(31.06)	(15.55)
(B)	(i) Items that will be reclassified to Profit or Loss :-					
	-Effective portion of gain/(loss) on hedging instrument in Cash Flow Hedge Reserve	140.92	(54.81)	(15.64)	202.03	111.96
	(ii) Income tax relating to items that will be reclassified to Profit or Loss	(35.47)	13.80	3.94	(50.85)	(28.18)
	Subtotal (B)	105.45	(41.01)	(11.70)	151.18	83.78
	Other Comprehensive Income (A+B)	84.99	(48.56)	(14.60)	120.12	68.23
XII	Total Comprehensive Income for the period (X+XI) (Comprising Profit (Loss) and Other Comprehensive Income)	577.74	536.35	487.19	1,993.46	1,766.83
XIII	Paid up equity share capital (Face Value ₹ 10 per share)	2,809.23	2,809.23	2,687.76	2,809.23	2,687.76
XIV	Other Equity	10,972.12	10,727.45	7,578.40	10,972.12	7,578.40
XV	Basic & Diluted Earnings per equity share of ₹ 10 each (in ₹)					
A	For Continuing Operations	1.76	2.09	1.87	6.73	6.32
B	For Discontinued Operations	-	-	-	-	-
C	For Continuing and Discontinued Operations	1.76	2.09	1.87	6.73	6.32

Note:

- Refer accompanying notes to the financial results
- Earning per share (EPS) for quarter is not annualised
- The figure for the quarter ended 31.03.2026 and 31.03.2025 have been derived by deducting the audited figures of nine months ended 31.12.2025 and 31.12.2024 from the figures for year ended 31.03.2026 and 31.03.2025 respectively



(Handwritten signature)



Standalone Statement of Assets and Liabilities

(₹ in Crores)

S.No.	Particulars	Note No.	As at 31.03.2026	As at 31.03.2025
I	ASSETS			
A	Financial Assets			
	(a) Cash and Cash Equivalents	2	14.64	29.84
	(b) Bank Balance other than (a) above	3	702.51	461.02
	(c) Derivative Financial Instruments	4	997.49	487.89
	(d) Receivables			
	(I) Trade Receivables	5	3.15	5.93
	(e) Loans	6	90,196.59	74,271.54
	(f) Investments	7	909.82	626.14
	(g) Other Financial Assets	8	25.53	29.20
	Total-Financial Assets (A)		92,849.73	75,911.56
B	Non-financial Assets			
	(a) Current Tax Assets (Net)	9	112.79	219.81
	(b) Deferred Tax Assets (Net)	10	476.31	360.56
	(c) Investment Property	11	0.02	0.02
	(d) Property, Plant and Equipment (PPE)	12	177.37	199.68
	(e) Capital Work-In-Progress	13	-	-
	(f) Right of use Assets	14	138.49	143.40
	(g) Intangible Assets under development	15	-	-
	(h) Intangible Assets	16	4.34	5.49
	(i) Other Non-Financial Assets	17	43.17	26.28
	Total-Non-Financial Assets (B)		952.49	955.24
	Total Assets (A+B)		93,802.22	76,866.80
II	LIABILITIES AND EQUITY			
	LIABILITIES			
A	Financial Liabilities			
	(a) Derivative Financial Instruments	4	47.40	23.20
	(b) Payables			
	(I) Trade Payables	18		
	(i) Total outstanding dues of Micro Enterprises and Small Enterprises		1.12	1.06
	(ii) Total outstanding dues of creditors other than Micro Enterprises and Small Enterprises		3.39	8.05
	(c) Debt Securities	19	28,421.60	28,446.24
	(d) Borrowings (Other than Debt Securities)	20	46,166.69	33,489.50
	(e) Subordinated Liabilities	21	3,257.34	2,804.57
	(f) Other Financial Liabilities	22	1,730.15	1,471.84
	Total-Financial Liabilities (A)		79,627.69	66,244.46
B	Non-Financial Liabilities			
	(a) Provisions	23	196.76	169.05
	(b) Other Non-Financial Liabilities	24	196.42	187.13
	Total-Non-Financial Liabilities (B)		393.18	356.18
C	Equity			
	(a) Equity Share Capital	25	2,809.23	2,687.76
	(b) Other Equity	26	10,972.12	7,578.40
	Total-Equity (C)		13,781.35	10,266.16
	Total-Liabilities and Equity(A+B+C)		93,802.22	76,866.80



(Handwritten signature)



Standalone Statement of Cash Flows for the year ended March 31, 2026

(₹ in Crores)

S.No.	Particulars	Year ended 31.03.2026	Year ended 31.03.2025
A	Cash Flow from Operating Activities:		
	Profit Before Tax	2,336.92	2,103.80
	Adjustment for:		
1	Loss / (Gain) on derecognition of Property, Plant and Equipment (Net)	1.08	0.54
2	Impairment on Financial Instruments	777.08	237.23
3	Depreciation and Amortization	43.81	38.80
4	Amortization adjustment due to WB Grant	0.37	0.37
5	Interest on Lease Liability	0.38	0.34
6	Net Translation/ Transaction Exchange Loss / (Gain)	43.41	41.61
7	Provision Written Back	-	(0.01)
8	Amounts Written Off / Bad debts	14.55	17.02
9	Provisions for Employee Benefits	3.51	4.09
10	Effective Interest Rate on Debt Securities	0.51	(7.36)
11	Effective Interest Rate on Subordinated Liabilities	(0.24)	(2.21)
12	Effective Interest Rate on Loans	62.05	43.03
13	Effective Interest Rate on Loan to Employees	0.19	-
14	Provision for Indirect Tax (Including on Guarantee Commission) & Others	6.26	23.22
15	Profit/(Loss) on Sale of Investment	(0.22)	-
16	Net Loss / (Gain) on Fair Value Changes	31.21	13.13
	Operating Profit before changes in Operating Assets and Liabilities	3,320.87	2,513.60
	Increase / Decrease in Operating Assets / Liabilities		
1	Loan Assets	(16,797.34)	(16,623.35)
2	Derivative Financial Instruments	(516.61)	(202.05)
3	Other Financial Assets	(34.29)	(54.73)
4	Other Non-Financial Assets	(18.54)	3.64
5	Trade Receivables	2.77	0.09
6	Other Non-Financial Liabilities	25.48	33.70
7	Other Financial Liabilities	290.25	409.44
8	Trade Payable	(4.60)	1.81
9	Bank Balances other than Cash and Cash Equivalent	(241.50)	20.35
		(17,294.38)	(16,411.10)
	Cash Flow from Operations Before Exceptional Items	(13,973.51)	(13,897.50)
	Exceptional Item	-	-
	Net Cash Inflow/(Outflow) from Operations Before Tax	(13,973.51)	(13,897.50)
	Income Tax	(508.95)	(563.90)
	Net Cash Flow from Operating Activities		(14,461.40)
		(14,482.46)	
B	Cash Flow From Investing Activities		
1	Purchase of Property, Plant & Equipment (including ROU)	(15.00)	(25.38)
2	Purchase of Intangible Assets	(0.39)	(1.93)
3	Sale of Property, Plant & Equipment (including ROU)	0.16	0.32
4	Investment in Government Securities (Net) & Subsidiary	(265.36)	(516.39)
	Net Cash Flow from Investing Activities		(543.38)
		(280.59)	
C	Cash Flow from Financing Activities		
1	Proceeds from Issue of Equity Shares	121.47	-
2	Proceeds from Securities Premium	1,884.43	-
3	Share Issue Expenses	(14.87)	-
4	Issue of Debt Securities (Net of redemptions)	(25.16)	10,740.00
5	Raising of Subordinated Liabilities including PDI (Net of redemptions)	453.01	2,157.37
6	Raising of Loans other than Debt Securities (Net of repayments)	12,329.28	2,063.33
7	Payment for Lease Liability	(0.31)	(0.29)
	Net Cash flow from Financing Activities	14,747.85	14,960.41
	Net Increase/Decrease in Cash and Cash Equivalents	(15.20)	(44.37)
	Cash and Cash Equivalents at the Beginning	29.84	74.21
	Cash and Cash Equivalents at the End	14.64	29.84
	Components of Cash and Cash Equivalents as at end of the year are:		
	In Current Accounts with Banks in Indian Branch	3.02	19.74
	In Current Accounts with Banks in Foreign Branch	0.00	-
	Short term Deposits in Foreign Branches	-	0.32
	In Overdraft Accounts with Banks	3.91	1.90
	In Deposit Accounts with Banks	1.15	-
	In Saving Bank Accounts with Banks	6.56	7.88
	Cheques Under Collection/DD In hand and Postage imprest	0.00	0.00
	Total Cash and Cash Equivalent as at end of the year	14.64	29.84

- The above statement of cash flows has been prepared under the indirect method as set out in Ind AS 7 'Statement of Cash Flows'
- There are no repatriation restrictions with respect to Cash and Cash Equivalents and Bank balances as at the end of the reporting year presented above
- Previous year figures have been rearranged and regrouped wherever necessary



[Handwritten signature]



Notes to the Standalone Audited Financial Results for the quarter and year ended 31.03.2026 :-

- The above financial results have been approved by the Board of Directors in its meeting held on 29th May 2026 and have been audited by the Joint Statutory Auditors of the Company.

The Audit Committee of the Company is not in existence with effect from 28th March 2026 due to non-availability of Independent Directors as required under the applicable provisions of the Companies Act and SEBI (Listing Obligations and Disclosure Requirements) Regulations, 2015. In view thereof, the Financial Results for the quarter and year ended March 31, 2026, and audited financial statement for the year ended March 31, 2026, have been reviewed and approved by the Board of Directors in its meeting held on 29th May 2026.

In terms of the Articles of Association of the Company, being a Central Public Sector Enterprise (CPSE), the power to appoint Directors including Independent Directors vests with the Government of India. The Company has already requested the Administrative Ministry for the appointment of requisite number of Independent Directors.

- These Financial Results have been prepared in accordance with the recognition and measurement principles laid down in applicable accounting standard specified under section 133 of the Act, read with the relevant rules issued thereunder, directions issued by RBI from time to time and other accounting principles generally accepted in India and in compliance with the requirements of Regulation 33, 52 and other applicable regulations of the SEBI (Listing Obligations and Disclosure Requirements) Regulations, 2015 (as amended)
- Impairment allowance on loan assets is provided as per the board approved ECL methodology and calculations done by an independent agency along with management outlays wherever necessary. Cumulative impairment allowance (including standard loans and non-fund-based facilities) stands at ₹ 2,689.14 Crore as at 31.03.2026 (as at 31.03.2025 ₹ 1,920.24 Crore).

(₹ in Crore)

Particulars	As at 31.03.2026			As at 31.03.2025		
	Stage I & II	Stage III	Total	Stage I & II	Stage III	Total
Loan assets	89,734.72	3,245.46	92,980.18	74,319.26	1,866.25	76,185.51
Impairment Loss Allowance*	608.90	2,073.15	2,682.05	1,048.44	845.59	1,894.03
Provisioning Coverage(%)	0.68%	63.88%	2.88%	1.41%	45.31%	2.49%

*Excluding impairment allowance of ₹7.09 Crores (previous year 26.21 Crores) on non-fund based facilities

Further, the Company has appropriated the difference of ₹ 300.46 Crores between the impairment allowance under Ind AS 109 of ₹ 2,689.14 Crores and the provisioning required under Income Recognition, Asset Classification and Provisioning (IRACP) Norms (including standard asset provisioning) of ₹ 2,989.60 Crores to " **Impairment Reserve**" in terms of applicable RBI Directions.

- Interest income on credit impaired loan assets is not being recognized as a matter of prudence.
- Company's primary business is to provide finance for Renewable Energy & related projects, and all activities are carried out in India and accordingly, there are no reportable segments as per Ind AS 108 Operating Segments.
- The Board of Directors in its meeting held on 29th May 2026, recommended final dividend of ₹ 0.75/- per equity share (on face value of ₹ 10/- each) for the financial year 2025-26, subject to approval of Shareholders in the ensuing Annual General Meeting. The total dividend for the financial year is ₹ 1.35 /- per equity share (on face value of ₹ 10/- each) including interim dividend of ₹ 0.60 per share.
- Department of Investment and Public Asset Management (DIPAM), MOF, GOI vide OM dated 18 September 2024 approved the issue of fresh equity through Qualified Institutional Placement (QIP) route, in one or more tranches with dilution of GOI shareholding in IREDA up to an extent of 7% of the paid-up equity of IREDA on a post issue basis. Further, the Board of Directors in their 431st meeting held on 23 January 2025 accorded approval to raise equity capital for an amount aggregating upto ₹ 5,000 Crore in one or more tranches through QIP subject to maximum dilution of 7% of the paid-up equity of the Company on post issue basis in accordance with SEBI (ICDR) Regulations, 2018, and other applicable laws and regulations. Shareholders of the Company during the 22nd EGM held on 24 February 2025 also approved the said proposal.

Inline, the Company has allotted 12,14,66,562 equity shares having Face Value of ₹ 10 each for cash on 11 June 2025 to Qualified Eligible Buyers pursuant to Tranche I of QIP in accordance with the provisions of SEBI (ICDR) Regulations, 2018, as amended at a premium of ₹ 155.14 per share aggregating to total equity fund raising of ₹ 2,005.90 Crore. This has resulted in an increase of ₹ 121.46 Crore in the issued and paid-up Equity Share Capital of the Company and ₹ 1,869.57 Crore (Net of Share Issue Expenses) in Share Premium Account. Pursuant to the above mentioned QIP, the Government of India's shareholding stands at 71.76% as at 31 March 2026.

The funds raised through the QIP were utilized in line with the objects of the issue i.e. towards augmenting the capital base of the Company to meet future capital requirements ; for onward Lending and also for general corporate purposes which have been disclosed to the exchanges in Q1 FY 2024-25 and are also summarized below :-

Objects of the issue as per prospectus	Amount to be utilized as per prospectus – Net proceeds ²	Utilization	Unutilized amount
Augmenting our capital base to meet future capital requirements and for onward lending	1,493.27	1,493.27	-
General corporate purposes ¹	497.76	497.76	-
Total	1,991.03	1,991.03	-

Note:

¹The amount to be utilized for general corporate purposes alone shall not exceed 25% of the Gross Proceed.
²Net proceeds – Gross proceeds of the fresh issue of ₹ 2,005.90 Crores less our estimated offer expenses of ₹ 14.87 crores



(Handwritten signature)



Subsequently, in the meeting held on 6th February 2026, the Board of Directors of IREDA, accorded approval for raising of funds through the issuance of equity shares through a QIP in one or more tranches, for an aggregate amount of up to ₹2,994 Crore (Rupees Two Thousand Nine Hundred Ninety Four Crore Only), provided that the shareholding of the President of India, acting through the Ministry of New and Renewable Energy, Government of India, does not dilute more than 3.76% of the post-Issue paid-up equity share capital of the Company. Further, the said proposal was approved by the shareholders of the Company through a Special Resolution passed with the requisite majority on 14th March 2026.

8. Additional information as required under Regulation 52(4) of SEBI (Listing obligation and Disclosure Requirements) Regulation, 2015 is annexed as **Annexure A**.
9. Pursuant to Regulation 54 of SEBI (Listing obligation and Disclosure Requirements) Regulations 2015, for all secured non-convertible debt securities issued by the Company outstanding as on 31.03.2026, security cover of **3.25** times has been maintained by way of charge on the receivables of the company. The security cover in the prescribed format has been annexed as **Annexure B**.
10. The company raises funds in different currencies through a mix of term loans from banks/ financial institutions/Govt. Agencies and issuance of non-convertible securities of different tenors through private placement. The issue proceeds have been fully utilized and there are no material deviation(s) from the stated object in the offer document/information memorandum of such non-convertible securities. During the quarter ended 31.03.2026, the company has not raised any funds through non-convertible securities. The statement as prescribed under regulation 52(7) & 52(7A) of SEBI (Listing Obligation and disclosure Requirements) Regulations, 2015, has been annexed at **Annexure C**.
11. The disclosure in respect of related party transactions for the half year ended 31.03.2026 has been annexed at **Annexure D**
12. There has been no default as on 31.03.2026 in the repayment of debt securities, borrowings and subordinated liabilities and the Company has met all its debt servicing obligations, whether principal or interest, during the period. The format for disclosing outstanding default on loans and debt securities has been annexed at **Annexure E**.
13. There are no reportable cases of loans transferred/ acquired during the quarter ended 31 March 2026 (previous period: Nil) required to be reported under Master Direction – Reserve Bank of India (Non-Banking Financial Company –Financial Statements: Presentation and Disclosures) Directions, 2025.
14. There were 02 (two) cases (previous year: Nil case) of fraud amounting to 14.80 crores (previous year: ₹ Nil crores) reported to Reserve Bank of India during the year ended 31 March 2026.

The matter of committing suspected fraud in the case of one of the borrower group (Gensol) is under investigation. The Company has downgraded the borrower loan account and provided adequately against the outstanding loan amount.
15. There is no material impact from the enactment of New Labour Codes, 2025 on the financial results of the Company in the current period. Also, the Company continues to monitor regulatory developments, including issuance of further rules, clarifications, and amendments. Any impact arising from such changes, if any, will be recognized in the financial statements in the period in which the same becomes effective.
16. Previous period figures have been re-arranged / re-grouped / re-classified wherever considered necessary to make them comparable with the current period's figures.

In terms of our report of even date attached

For and on behalf of the Board of Directors

For Shiv & Associates,
Chartered Accountants
ICAI Regn. No.- 009989N


CA. Amit Singhal
Partner
Membership No. 098417

For Rao & Emmar
Chartered Accountants
ICAI Regn. No. 003084S


CA. Kamal Rai Madhra
Partner
Membership No. 098607


Pradip Kumar Das
Chairman & Managing Director
DIN No. 07448576

Place: New Delhi
Date: 29.05.2026



**Disclosure under Regulation 52(4) of SEBI (Listing Obligation and Disclosure Requirements)
Regulations, 2015 for the quarter and year ended 31.03.2026**

Sl.	Particulars	Unit	As at / for the quarter ended 31.03.2026	As at / for the year ended 31.03.2026	As at / for the quarter ended 31.03.2025	As at / for the year ended 31.03.2025
1	Debt Equity Ratio ¹	times	5.65		6.31	
2	Debt Service Coverage Ratio ³	times	Not Applicable		Not Applicable	
3	Interest Service Coverage Ratio ³	times	Not Applicable		Not Applicable	
4	Outstanding Redeemable Preference Shares	₹ In Crores	-		-	
5	Debenture Redemption Reserve	₹ In Crores	-		439.01	
6	Net Worth ²	₹ In Crores	13,781.35		10,266.16	
7	Net Profit After Tax	₹ In Crores	492.75	1,873.34	501.79	1,698.60
8	Earning Per Share	₹ per share	1.76	6.73	1.87	6.32
9	Current Ratio ⁵	times	Not Applicable		Not Applicable	
10	Long Term Debt to Working Capital ³	times	Not Applicable		Not Applicable	
11	Bad Debts to Accounts Receivable Ratio ³	times	Not Applicable		Not Applicable	
12	Current Liability Ratio ³	times	Not Applicable		Not Applicable	
13	Total Debts to Total Assets ⁴	times	0.83		0.81	
14	Debtors Turnover ³	times	Not Applicable		Not Applicable	
15	Inventory Turnover ¹	times	Not Applicable		Not Applicable	
16	Operating Margin Percent ⁵	%	28.20%	27.78%	32.53%	31.02%
17	Net Profit Margin Percent ⁶	%	22.59%	22.47%	26.21%	25.15%
18	Sector specific equivalent ratios					
(a)	CRAR ⁷	%	20.59%		17.77%	
(b)	Tier I Capital	₹ In Crores	14,668.22		11,137.60	
(c)	Gross Non Performing Assets Ratio ⁸	%	3.49%		2.45%	
(d)	Net Non Performing Assets Ratio ⁹	%	1.29%		1.35%	

Notes:

- 1 Debt / Equity Ratio = Total Debt / Net Worth
- 2 Net Worth is calculated as defined in section 2(57) of Companies Act, 2013.
- 3 The Company is registered under the Reserve Bank of India Act, 1934 as Non-Banking Financial Company, hence these ratios are generally not applicable.
- 4 Total debts to total assets = Total Debt / Total Assets
- 5 Operating Margin - Net Operating Profit Before Tax / Total Revenue from Operations
- 6 Net Profit Margin = Net Profit after Tax / Total Income
- 7 CRAR = Total Capital Fund (Tier I Capital+Tier II Capital) / Risk weighted assets, calculated as per applicable RBI guidelines
- 8 Gross Non Performing Assets Ratio = Gross Non Performing Assets / Gross Loan Assets
- 9 Net Non Performing Assets Ratio = Net Non Performing Assets / Net Loan Assets



[Handwritten signature]



Disclosure on Security Cover
(As per Regulation 54(3) of the Securities and Exchange Board of India (Listing Obligation and Disclosure Requirements) Regulations, 2015)

(₹ in Crores)

Particulars	Description of asset for which this certificate relate	Exclusive Charge	Exclusive Charge	Pari-Passu Charge	Pari-Passu Charge	Pari-Passu Charge	Assets not offered as Security	Elimination	(Total C to H)	Related to only those items covered by this certificate				
		Debt for which this certificate being issued	Other Secured Debt	Debt for which this certificate being issued	Assets shared by pari passu debt holder (includes debt for which this certificate is issued & other debt with pari passu charge)	Other assets on which there is pari-Passu charge (excluding items covered in column F)		Debt amount considered more than once (due to exclusive plus pari passu charge)		Market Value for Assets charged on Exclusive basis	Carrying /book value for exclusive charge assets where market value is not ascertainable or applicable	Market Value for Pari passu charge Assets	Carrying /book value for pari-passu charge assets where market value is not ascertainable or applicable	Total Value(=K+L+M + N)
		Book Value	Book Value	(YES/NO)	Book Value	Book Value		Related to Column F						
ASSETS														
Property, Plant and Equipment							177.37		177.37					
Capital Work-in-Progress							-		-					
Right of Use Assets							138.49		138.49					
Goodwill							-		-					
Intangible Assets							4.34		4.34					
Intangible Assets under Development							-		-					
Investments							909.82		909.82					
Loans	Receivables under Financing activities			YES	90,196.59				90,196.59				90,196.59	90,196.59
Inventories									-					-
Trade Receivables							3.15		3.15					-
Cash and Cash Equivalents							14.64		14.64					-
Bank Balances other than Cash and Cash Equivalents							702.51		702.51					-
Others							1,655.32		1,655.32					-
Total		-	-	-	90,196.59	-	3,605.64	-	93,802.22				90,196.59	90,196.59
LIABILITIES														
Debt securities to which this certificate pertains				YES	2,055.83				2,055.83					
Other debt sharing pari-passu charge with above debt									-					
Other Debt									-					
Subordinated debt							3,257.34		3,257.34					
Borrowings									-					
Bank				NO	25,679.63		20,487.06		46,166.69					
Debt Securities							26,365.77		26,365.77					
Others									-					
Trade Payables							4.51		4.51					
Lease Liabilities									-					
Provisions							196.76		196.76					
Others							15,755.33		15,755.33					
Total		-			27,735.45		66,066.77		93,802.22					
Cover on Book Value				Pari-Passu Security Cover Ratio			3.25							

We confirm that the company has complied with the covenants mentioned in the disclosure documents of the listed non-convertible debt securities for the year ended 31/03/2026



Handwritten signature in blue ink.



Disclosure under Regulation 52(7) and Regulation 52(7A) of the SEBI (Listing Obligations and Disclosure Requirements) Regulations, 2015 for the quarter ended March 31,2026

A. Statement of utilization of issue proceeds:

(₹ in Crore)								
Name of Issuer	ISIN	Mode of Fund Raising	Type of Instrument	Date of Raising of Funds	Amount Raised	Funds Utilized	Any Deviation	Remarks
Indian Renewable Energy Development Agency Limited (IREDA)	NA	NA	NA	NA	Nil	NA	NA	NA

B. Statement of Deviation:

Particulars	Remarks
Name of listed entity	Indian Renewable Energy Development Agency Limited
Mode of fund raising	NA
Type of instrument	NA
Date of raising funds	NA
Amount raised	NA
Report filed for quarter ended	NA
Is there a deviation/ variation in use of funds raised?	NA
Whether any approval is required to vary the objects of the issue stated in the prospectus/ offer document?	NA
If yes, details of the approval so required?	
Date of approval	
Explanation for the deviation/ variation	
Comments of the audit committee after review	
Comments of the auditors, if any	
Objects for which funds have been raised and where there has been a deviation/ variation, in the following table: NA	
Deviation could mean: NA	
a. Deviation in the objects or purposes for which the funds have been raised.	
b. Deviation in the amount of funds actually utilized as against what was originally disclosed.	



Handwritten signature



Disclosure for disclosing outstanding default on loans and debt securities under SEBI (Listing Obligation and Disclosure Requirements) Regulations, 2015 for the quarter & year ended March 31,2026.

(₹ in Crore)

S. No.	Particulars	Amount (As at 31.03.2026)
1.	Loans / revolving facilities like cash credit from banks / financial institutions	
A	Total amount outstanding as on date	46,166.69
B	Of the total amount outstanding, amount of default as on date	-
2.	Unlisted debt securities i.e. NCDs and NCRPS	
A	Total amount outstanding as on date	-
B	Of the total amount outstanding, amount of default as on date	-
3.	Total financial indebtedness of the listed entity including short- term and long-term debt¹	77,845.63

¹Details of total financial indebtedness of the Company :

(₹ in Crore)

S. No.	Particulars	Amount (As at 31.03.2026)
1.	Debt Securities	28,421.60
2.	Borrowings (Other than Debt Securities)	46,166.69
3.	Subordinated Liabilities	3,257.34
	Total	77,845.63



(Handwritten signature)



Extract of Audited Financial Results (Standalone and Consolidated) for the quarter and year ended 31 March 2026

(₹ in Crores)

Sl. No.	Particulars	Standalone					Consolidated				
		Quarter ended		Year ended			Quarter ended		Year ended		
		31-Mar-26 (Audited)	31-Dec-25 (Audited)	31-Mar-25 (Audited)	31-Mar-26 (Audited)	31-Mar-25 (Audited)	31-Mar-26 (Audited)	31-Dec-25 (Audited)	31-Mar-25 (Audited)	31-Mar-26 (Audited)	31-Mar-25 (Audited)
1.	Total Income from Operations	2,180.90	2,139.60	1,914.73	8,337.48	6,754.78	2,181.28	2,139.92	1,915.64	8,338.89	6,755.69
2.	Net Profit/ (Loss) for the period (before Tax, Exceptional and/ or Extraordinary items)	619.26	716.95	629.98	2,336.92	2,103.80	619.14	717.20	629.73	2,337.58	2,103.54
3.	Net Profit/ (Loss) for the period before tax (after Exceptional and/ or Extraordinary items)	619.26	716.95	629.98	2,336.92	2,103.80	619.14	717.20	629.73	2,337.58	2,103.54
4.	Net Profit/ (Loss) for the period after tax (after Exceptional and/ or Extraordinary items)	492.75	584.91	501.79	1,873.34	1,698.60	492.62	585.16	501.55	1,874.00	1,698.34
5.	Total Comprehensive Income for the period [Comprising Profit/ (Loss) for the period (after tax) and Other Comprehensive Income (after tax)]	577.74	536.35	487.19	1,993.46	1,766.83	579.20	536.98	487.59	1,997.15	1,767.21
6.	Paid up Equity Share Capital (Face Value of ₹ 10/- each)	2,809.23	2,809.23	2,687.76	2,809.23	2,687.76	2,809.23	2,809.23	2,687.76	2,809.23	2,687.76
7.	Other Equity	10,972.12	10,727.45	7,578.40	10,972.12	7,578.40	10,976.19	10,730.04	7,578.78	10,976.19	7,578.78
8.	Securities Premium Account (net)	2,737.56	2,737.56	864.26	2,737.56	864.26					
9.	Net Worth	13,781.35	13,536.68	10,266.16	13,781.35	10,266.16					
10.	Paid up Debt Capital/ Outstanding Debt	77,845.63	73,192.10	64,740.31	77,845.63	64,740.31					
11.	Debt Equity Ratio	5.65	5.41	6.31	5.65	6.31					
12.	Earnings Per Share (of Rs. 10/- each) (for continuing and discontinued operations)										
	A. Basic:	1.76	2.09	1.87	6.73	6.32	1.76	2.09	1.87	6.73	6.32
	B. Diluted:	1.76	2.09	1.87	6.73	6.32	1.76	2.09	1.87	6.73	6.32
13.	Debenture Redemption Reserve	-	439.01	439.01	-	439.01	-	439.01	439.01	-	439.01

Notes:

- The above results have been approved by the Board of Directors in its meeting held on May 29 2026 and have been audited by the Joint Statutory Auditors of the Company.
- The above is an extract of the detailed format of quarterly and year ended financial results filed with Stock Exchanges under Regulation 33 & 52 of the SEBI LODR Regulations. The full format of the said financial results are available on the website of the Company www.ireda.in/financial-results and on the websites of Stock Exchanges www.bseindia.com & www.nseindia.com.
- For the other line items referred in regulation 52(4) of the SEBI LODR Regulations, pertinent disclosures have been made to Stock Exchanges and can be accessed at www.bseindia.com & www.nseindia.com respectively.
- The Board of Directors in its meeting held on May 29 2026, recommended final dividend of ₹ 0.75 per equity share (on face value of ₹ 10/- each) for the financial year 2025-26, subject to approval of Shareholders in the ensuing Annual General Meeting. The total dividend for the financial year is ₹ 1.35 /-per equity share (on face value of ₹ 10/- each) including interim dividend of ₹ 0.60 per share

QR Code for
Accessing
financial
Results

Date: 29-05-2026
Place: New Delhi



For and on Behalf of Board of Directors

(Signature)

Pradip Kumar Das
Chairman and Managing Director
DIN No. 07448576

By Upload

No. IREDA/FS/Q4FY26Results/V/

Dated: 29.05.2026

बी एस ई लिमिटेड / BSE LIMITED लिस्टिंग एवं अनुपालन विभाग / Listing & Compliances Department बॉम्बे स्टॉक एक्सचेंज लिमिटेड (बीएसई) /Bombay Stock Exchange Ltd. (BSE) / फ़िरोज़ जीजीभोय टावर्स / Phiroze Jeejeebhoy Towers दलाल स्ट्रीट / Dalal Street, काला घोड़ा , फ़ोर्ट / Kala Ghoda ,Fort, मुंबई -400 001 / Mumbai -400 001	एन एस ई लिमिटेड / NSE LIMITED लिस्टिंग एवं अनुपालन विभाग / Listing & Compliances Department नेशनल स्टॉक एक्सचेंज इंडिया लिमिटेड / National Stock Exchange of India Ltd , एक्सचेंज प्लाजा / Exchange Plaza , बान्द्रा कुर्ला कॉम्प्लेक्स / Bandra Kurla complex , बान्द्रा (पूर्व) / Bandra (East) , मुंबई -400 051 /Mumbai - 400 051 .
---------------------------------------------------------------------------------------------------------------------------------------------------------------------------------------------------------------------------------------------------------------------------------------------------------------------------------------------------------	-----------------------------------------------------------------------------------------------------------------------------------------------------------------------------------------------------------------------------------------------------------------------------------------------------------------------------------------------------------------

विषय: 31.03.2026 को समाप्त तिमाही और वर्ष के वित्तीय परिणाम – स्टैंडअलोन वित्तीय विवरणों पर लेखा परीक्षा रिपोर्ट पर घोषणा

Subject: Financial Results for the quarter & year ended 31.03.2026 – Declaration Audit Report on Standalone Financials Statements

महोदया/ महोदय / Madam / Sir ,

ऑडिट क्वालिफिकेशन्स के प्रभाव के प्रकटीकरण से संबंधित SEBI की लागू आवश्यकताओं के अनुपालन में, यह पुष्टि की जाती है कि 31.03.2026 को समाप्त तिमाही और वर्ष के लिए स्टैंडअलोन वित्तीय विवरणों पर ऑडिट रिपोर्ट में कोई क्वालिफिकेशन नहीं है। उक्त अवधि के वित्तीय परिणामों के साथ ऑडिट रिपोर्ट भी प्रदान की गई है।

In compliance with the applicable SEBI requirements related to the disclosure of the impact of the Audit Qualifications, it is to confirm that the Audit Report on Standalone Financial Statements for the quarter and year ended 31.03.2026 contains no qualifications. The Audit Report has been provided with the financial results for the said period.

धन्यवाद / Thanking You ,

भवदीय / Yours faithfully

(एस.के. शर्मा) / (S.K. Sharma)

कार्यकारी निदेशक (वित्त) / Executive Director (F&A)

कॉर्पोरेट कार्यालय : तीसरा तल, अगस्त क्रांति भवन, भीकाएजी कामा प्लेस, नई दिल्ली-110066, भारत

Corporate Office : 3rd Floor, August Kranti Bhawan, Bhikaiji Cama Place, New Delhi - 110066, INDIA दूरभाष/Phone : +91-11-26717401-12,

फ़ैक्स/Fax : +91-11-26717416 ई-मेल / E-mail : cmd@ireda.in

बिजनेस सेंटर : एनबीसीसी कॉम्प्लेक्स, ब्लॉक -II, प्लेट-बी, 7वीं मंजिल, पूर्वी किदवई नगर, नई दिल्ली-110003, भारत

Business Centre : NBCC Complex, Block -II, Plate-B, 7th Floor, East Kidwai Nagar, New Delhi - 110023, INDIA

दूरभाष/Phone : +91-2460 4157, 24347700 - 2434 7799

Shiv & Associates , Chartered Accountants
103 & 105, Ajanta Market, Plot No. 1,
Vardhaman Indraprastha Plaza
I.P. Extension, Partparganj,
Delhi – 110092

Rao & Emmar, Chartered Accountants
469, II Floor, Pocket 4,
DDA LIG Flats
Sector 11, Dwarka,
New Delhi – 110075

Independent Auditor’s Report on Consolidated Financial Results of Indian Renewable Energy Development Agency Limited for the quarter and year ended March 31, 2026 pursuant to the Regulation 33 and Regulation 52 of the SEBI (Listing Obligation and Disclosure Requirements) Regulations, 2015 as amended

To
The Board of Directors of,
Indian Renewable Energy Development Agency Limited

Report on the Audit of the Consolidated Financial Results

Opinion

We have audited the accompanying Consolidated Financial Results of **Indian Renewable Energy Development Agency Limited** (‘the Holding Company’) and its Subsidiary (Holding Company and its Subsidiary together referred to as “the Group”) for the quarter and year ended March 31, 2026, (“the Statement”), attached herewith, being submitted by the Holding Company pursuant to the requirements of Regulation 33 and Regulation 52 of the SEBI (Listing Obligations and Disclosure Requirements) Regulations, 2015, as amended (the "Listing Regulations").

In our opinion and to the best of our information and according to the explanations given to us and based on the consideration of reports of other auditors on separate audited financial statements/financial results/financial information of the subsidiary, the aforesaid consolidated financial results:

- a. Include the financial results of the following entities:
 - **Indian Renewable Energy Development Agency Limited (Holding Company)**
 - **IREDA Global Green Energy Finance IFSC Limited (Subsidiary Company)**
- b. are presented in accordance with the requirements of Regulation 33 and Regulation 52 of the Listing Regulations in this regard; and
- c. gives a true and fair view, in conformity with the recognition and measurement principles laid down in the applicable Indian Accounting Standards, RBI guidelines and other accounting principles generally accepted in India, of the consolidated net profit and consolidated other comprehensive income and other financial information of the group for the quarter and year ended March 31, 2026.



Shiv & Associates , Chartered Accountants
103 & 105, Ajanta Market, Plot No. 1,
Vardhaman Indraprastha Plaza
I.P. Extension, Partparganj,
Delhi – 110092

Rao & Emmar, Chartered Accountants
469, II Floor, Pocket 4,
DDA LIG Flats
Sector 11, Dwarka,
New Delhi – 110075

Basis for Opinion

We conducted our audit in accordance with the Standards on Auditing (SAs) specified under section 143(10) of the Companies Act, 2013, as amended (“the Act”) issued by the Institute of Chartered Accountant of India (“ICAI”). Our responsibilities under those Standards are further described in the ‘Auditor’s Responsibilities for the Audit of the Consolidated Financial Results’ section of our report. We are independent of the Group in accordance with the “Code of Ethics” issued by the ICAI together with the ethical requirements that are relevant to our audit of the Statement under the provisions of the Act and the Rules thereunder, and we have fulfilled our other ethical responsibilities in accordance with these requirements and the ICAI’s Code of Ethics. We believe that the audit evidence obtained by us and other auditors in terms of their reports referred to in “Other Matter” paragraph below, is sufficient and appropriate to provide a basis for our audit opinion.

Emphasis of Matter

We draw attention to the following matters in the Consolidated Financial Results:

- i. Note No. 1 to the Consolidated Financial Results regarding the constitution of the audit committee and adoption of Consolidated Financial Results.
- ii. Note No. 4 to the Consolidated Financial Results. In compliance of Reserve Bank of India (Non-Banking Financial Companies – Income Recognition, Asset Classification and Provisioning) Directions, 2025, the Company has calculated provision required under IRACP Norms (including standard assets provisions) and the Company has appropriated the difference between the impairment allowance under Ind AS 109 and the provisions required under IRACP Norms (including standard asset provisioning) to “Impairment Reserve”.
- iii. Note No. 11 to the Consolidated Financial Results regarding disclosure on New Labour Law Framework. On November 21, 2025, the Government of India notified four Labour Codes consolidating 29 labour laws and introducing, among other changes, a uniform definition of wages. The Company’s salary structure was already compliant with the revised definition; accordingly, no changes were required, and hence no impact was observed. The Company continues to monitor the finalisation of rules and will account for any impact, if necessary.

Our opinion on Consolidated Financial Results is not modified in respect of these matters.



Shiv & Associates , Chartered Accountants
103 & 105, Ajanta Market, Plot No. 1,
Vardhaman Indraprastha Plaza
I.P. Extension, Partparganj,
Delhi – 110092

Rao & Emmar, Chartered Accountants
469, II Floor, Pocket 4,
DDA LIG Flats
Sector 11, Dwarka,
New Delhi – 110075

Management’s Responsibilities for the Consolidated Financial Results

These Consolidated Financial Results have been prepared on the basis of the Audited Consolidated Financial Statements. The Board of Directors of the Holding Company are responsible for the preparation and presentation of this statement that give a true and fair view of the consolidated net profit, other comprehensive income and other financial information of the Group in accordance with the applicable Indian Accounting Standards (Ind AS) prescribed under Section 133 of the Act read with relevant rules issued thereunder, the circulars, guidelines and direction issued by the Reserve Bank of India (RBI) from time to time (“RBI Guidelines”) and other accounting principles generally accepted in India and in compliance with regulations 33 and 52 of the Listing Regulations. The respective Board of Directors of the companies included in the Group are responsible for maintenance of adequate accounting records in accordance with the provisions of the Act for safeguarding of the assets of the group and for preventing and detecting frauds and other irregularities; selection and application of appropriate accounting policies; making judgments and estimates that are reasonable and prudent; and design, implementation and maintenance of adequate internal financial controls that were operating effectively for ensuring the accuracy and completeness of the accounting records, relevant to the preparation and presentation of the respective consolidated financial results that give a true and fair view and are free from material misstatement, whether due to fraud or error, which have been used for the purpose of preparation of Statement by the Management and Directors of the Holding company, as aforesaid.

In preparing the Statements, the respective Board of Directors of the companies included in the Group are responsible for assessing the ability of the Group to continue as a going concern, disclosing, as applicable, matters related to going concern and using the going concern basis of accounting unless the Board of Directors either intends to liquidate the Group or to cease operations, or has no realistic alternative but to do so.

The respective Board of Directors of the companies included in the Group are responsible for overseeing the financial reporting process of the Group.

Auditor’s Responsibilities for the Audit of the Consolidated Financial Results

Our objectives are to obtain reasonable assurance about whether the statement as a whole is free from material misstatement, whether due to fraud or error, and to issue an auditor’s report that includes our opinion. Reasonable assurance is a high level of assurance but is not a guarantee that an audit conducted in accordance with SAs will always detect a material misstatement when it exists. Misstatements can arise from fraud or error and are considered material if, individually or in the aggregate, they could reasonably be expected to influence the economic decisions of users taken on the basis of the Statement.

As part of an audit in accordance with SAs, we exercise professional judgment and maintain professional scepticism throughout the audit. We also:

- Identify and assess the risks of material misstatement of the statement, whether due to fraud or error, design and perform audit procedures responsive to those risks, and obtain audit evidence that is sufficient and appropriate to provide a basis for our opinion. The risk of not detecting a material misstatement resulting from fraud is higher than for one resulting from error, as fraud may involve



collusion, forgery, intentional omissions, misrepresentations, or the override of internal control.

- Obtain an understanding of internal control relevant to the audit in order to design audit procedures that are appropriate in the circumstances. Under Section 143(3) (i) of the Act, we are also responsible for expressing our opinion through a separate report on the complete set of financial statements on whether the group has adequate internal financial controls with reference to financial statement in place and the operating effectiveness of such controls.
- Evaluate the appropriateness of accounting policies used and the reasonableness of accounting estimates and related disclosures made by the Board of Directors.
- Conclude on the appropriateness of the Board of Directors' use of the going concern basis of accounting and, based on the audit evidence obtained, whether a material uncertainty exists related to events or conditions that may cast significant doubt on the ability of the Group to continue as a going concern. If we conclude that a material uncertainty exists, we are required to draw attention in our auditor's report to the related disclosures in the Consolidated financial results or, if such disclosures are inadequate, to modify our opinion. Our conclusions are based on the audit evidence obtained up to the date of our auditor's report. However, future events or conditions may cause the group to cease to continue as a going concern.
- Evaluate the overall presentation, structure and content of the Consolidated financial results, including the disclosures, and whether the Consolidated financial results represent the underlying transactions and events in a manner that achieves fair presentation.
- Obtain sufficient appropriate audit evidence regarding the financial information of the entities within the Group to express an opinion on the consolidated financial statements. We are responsible for the direction, supervision and performance of the audit of the financial statements of such entities included in the consolidated financial statements of which we are the independent auditors. For the other entity included in the consolidated financial statements, which have been audited by other auditors, such other auditors remain responsible for the direction, supervision and performance of the audits carried out by them. We remain solely responsible for our audit opinion.

Materiality is the magnitude of misstatements in the Consolidated Financial Statements that individually or in aggregate, makes it probable that the economic decisions of a reasonably knowledgeable user of the Consolidated Financial Statements may be influenced. We consider quantitative materiality and qualitative factors in (i) planning the scope of our audit work and in evaluating the results of our work and (ii) to evaluate the effect of any identified misstatements in the Consolidated Financial Statements.

We communicate with those charged with governance of Holding Company and Subsidiary regarding, among other matters, the planned scope and timing of the audit and significant audit findings, including any significant deficiencies in internal control that we identify during our audit.

We also provide those charged with governance with a statement that we have complied with relevant ethical requirements regarding independence, and to communicate with them all relationships and other



matters that may reasonably be thought to bear on our independence, and where applicable, related safeguards.

We also performed procedures in accordance with the circular issued by the Securities and Exchange Board of India under Regulation 33(8) of the Listing Regulations, to the extent applicable.

Other Matters

- i. The statement includes the audited financial results of one subsidiary, whose financial statements reflect total assets of Rs. 33.75 crores as at March 31, 2026, total revenue of Rs. 0.14 crores, and total net profit of Rs. 0.67 crores for the year ended March 31, 2026, total comprehensive income of Rs 3.70 crores and net cash inflow of Rs 5.59 crores as considered in the consolidated financial results, which have been audited by their respective independent auditors. The independent auditors' reports on financial statements of this entity have been furnished to us and our opinion on the Consolidated Financial Results, in so far as it relates to the amounts and disclosures included in respect of this entity, is based solely on the report of such auditors and the procedures performed by us are as stated in paragraph above.
- ii. Certain accounts of the Holding Company have been classified as Stage II / Standard instead of Stage III / Non-Performing Assets (NPA) pursuant to interim orders of various High Courts. The aggregate amount of such accounts is Rs. 394.00 crores. However, as a matter of prudence, interest income on these accounts, being NPAs in terms of prudential norms prescribed by the Reserve Bank of India (RBI), has been recognized on a collection basis and impairment loss allowances have been made accordingly
- iii. RBI, vide Notification No. RBI/2025-26/168 dated January 01, 2026, has issued the NBFCs – Prudential Norms on Capital Adequacy Amendment Directions, 2026, revising the risk-weight framework applicable for loans to 'High-Quality Infrastructure Projects'. These directions are applicable from April 01, 2026, or earlier, if adopted by an NBFC.

The Holding Company has adopted these directions, w.e.f. March 31, 2026, leading to a reduction in risk weighted assets (RWA) by ₹ 7,787.77 crores and an increase in CRAR by 1.83%. Including the above, the CRAR stands at 20.59% as on March 31, 2026.

- iv. The audit of holding company's financial results for the quarter and year ended as on March 31, 2025 was conducted by the M/s Shiv & Associates, Chartered Accountants one of the present joint auditors of the Company. M/s Shiv & Associates expressed unmodified opinion on those financial results vide their audit report dated April 15, 2025.
- v. As per past practice, in respect of loan assets, the holding company has provided an expected credit loss (ECL) as required under Ind AS 109 based on the ECL report submitted by an independent expert appointed by the holding company, which inter alia includes assumptions based on technical parameters / certain aspects. The use of such report does not diminish management's responsibility for ECL estimation nor our responsibility to evaluate the assumptions, methodology and data used.



Shiv & Associates , Chartered Accountants
103 & 105, Ajanta Market, Plot No. 1,
Vardhaman Indraprastha Plaza
I.P. Extension, Partparganj,
Delhi – 110092

Rao & Emmar, Chartered Accountants
469, II Floor, Pocket 4,
DDA LIG Flats
Sector 11, Dwarka,
New Delhi – 110075

- vi. The Consolidated Annual Financial Results include the results for the quarter ended March 31, 2026, being the balancing figure between the audited figures in respect of the full financial year and the published audited year to date figures up to the third quarter of the current financial year.

For Shiv & Associates
Chartered Accountants
Firm's Registration Number: 009989N



CA Amit Singhal
Partner
Membership No.098417
UDIN: 26098417NHSXKM6478

Place: New Delhi
Date: 29-05-2026

For Rao & Emmar
Chartered Accountants
Firm's Registration Number: 003084S



CA Kamal Rai Madhra
Partner
Membership No. 098607
UDIN: 26098607IZUEAU3817

Statement of Consolidated Audited Financial Results for the quarter and year ended 31.03.2026

(₹ in Crores)

S.No.	Particulars	Quarter ended			Year Ended	
		31.03.2026	31.12.2025	31.03.2025	31.03.2026	31.03.2025
		(Audited)	(Audited)	(Audited)	(Audited)	(Audited)
I	Revenue From Operations					
i)	Interest Income	2,138.64	2,102.29	1,862.05	8,180.46	6,576.30
ii)	Fees and Commission Income	12.21	19.09	28.56	58.83	95.71
iii)	Net gain/(loss) on Fair Value Changes	14.37	(0.24)	3.38	31.21	13.13
iv)	Other Operating Income	10.11	9.05	11.07	39.91	58.18
	Total Revenue From Operations (I)	2,175.33	2,130.19	1,905.06	8,310.41	6,743.32
II	Other Income	5.95	9.73	10.58	28.48	12.37
III	Total Income (I+II)	2,181.28	2,139.92	1,915.64	8,338.89	6,755.69
IV	Expenses					
i)	Finance Cost	1,240.86	1,232.58	1,103.74	4,904.68	4,141.05
ii)	Net Translation/ Transaction Exchange Loss/(Gain)	33.95	(20.52)	(0.61)	43.41	41.61
iii)	Impairment on Financial Instruments	215.29	129.26	129.44	777.08	237.23
iv)	Employee Benefits Expenses	29.36	29.01	21.44	105.55	81.66
v)	Depreciation, Amortization and Impairment	12.54	10.95	10.79	43.89	38.87
vi)	Others Expenses	21.09	33.29	14.81	93.20	86.95
vii)	Corporate Social Responsibility Expense	9.05	8.15	6.30	33.50	24.78
	Total Expenses (IV)	1,562.14	1,422.72	1,285.91	6,001.31	4,652.15
V	Profit/(Loss) Before Exceptional Items and Tax (III-IV)	619.14	717.20	629.73	2,337.58	2,103.54
VI	Exceptional Items	-	-	-	-	-
VII	Profit/(Loss) Before Tax (V-VI)	619.14	717.20	629.73	2,337.58	2,103.54
VIII	Tax Expense					
(i)	Current Tax	132.25	178.62	140.13	565.12	471.31
	- Current year	132.80	193.42	145.84	580.45	477.02
	- Earlier years	(0.55)	(14.80)	(5.71)	(15.33)	(5.71)
(ii)	Deferred Tax	(5.74)	(46.59)	(11.95)	(101.54)	(66.11)
IX	Profit/(Loss) from Continuing Operations (VII-VIII)	492.63	585.16	501.55	1,874.00	1,698.34
	Profit/(Loss) from Discontinued Operations	-	-	-	-	-
X	Profit/(Loss) for the period	492.63	585.16	501.55	1,874.00	1,698.34
XI	Other Comprehensive Income					
(A)	(i) Items that will not be reclassified to Profit or Loss					
	- Remeasurements of the Defined Benefit Plans -	(27.34)	(10.09)	(3.88)	(41.51)	(20.78)
	(ii) Income Tax relating to items that will not be reclassified to Profit or Loss	6.88	2.54	0.98	10.45	5.23
	Subtotal (A)	(20.46)	(7.55)	(2.90)	(31.06)	(15.55)
(B)	(i) Items that will be reclassified to Profit or Loss -					
	-Effective portion of gain/(loss) on hedging instrument in Cash Flow Hedge Reserve	140.92	(54.81)	(15.64)	202.03	111.96
	-Translation Reserve on Consolidation	1.59	0.38	0.64	3.03	0.64
	(ii) Income tax relating to items that will be reclassified to Profit or Loss	(35.47)	13.80	3.94	(50.85)	(28.18)
	Subtotal (B)	107.04	(40.63)	(11.06)	154.21	84.42
	Other Comprehensive Income (A+B)	86.58	(48.18)	(13.96)	123.15	68.87
XII	Total Comprehensive Income for the period (X+XI) (Comprising Profit (Loss) and Other Comprehensive Income)	579.21	536.98	487.59	1,997.15	1,767.21
XIII	Paid up equity share capital (Face Value ₹ 10 per share)	2,809.23	2,809.23	2,687.76	2,809.23	2,687.76
XIV	Other Equity	10,976.19	10,730.04	7,578.78	10,976.19	7,578.78
XV	Basic & Diluted Earnings per equity share of ₹ 10 each (in ₹)					
A	For Continuing Operations	1.76	2.09	1.87	6.73	6.32
B	For Discontinued Operations	-	-	-	-	-
C	For Continuing and Discontinued Operations	1.76	2.09	1.87	6.73	6.32

Note:

- Refer accompanying notes to the financial results
- Earning per share (EPS) for quarter is not annualised
- The figure for the quarter ended 31.03.2026 and 31.03.2025 have been derived by deducting the audited figures of nine months ended 31.12.2025 and 31.12.2024 from the figures for year ended 31.03.2026 and 31.03.2025 respectively.



(Handwritten signature)



Consolidated Statement of Assets and Liabilities

(₹ in Crores)

S.No.	Particulars	Note No.	As at 31.03.2026	As at 31.03.2025
I	ASSETS			
A	Financial Assets			
	(a) Cash and Cash Equivalents	2	47.69	57.29
	(b) Bank Balance other than (a) above	3	702.51	461.01
	(c) Derivative Financial Instruments	4	997.49	487.89
	(d) Receivables			
	(I) Trade Receivables	5	3.15	5.93
	(e) Loans	6	90,196.59	74,271.54
	(f) Investments	7	883.82	600.14
	(g) Other Financial Assets	8	23.44	28.05
	Total-Financial Assets (A)		92,854.69	75,911.85
B	Non-financial Assets			
	(a) Current Tax Assets (Net)	9	112.93	219.90
	(b) Deferred Tax Assets (Net)	10	476.31	360.57
	(c) Investment Property	11	0.02	0.02
	(d) Property, Plant and Equipment (PPE)	12	177.37	199.68
	(e) Capital Work-In-Progress	13	-	-
	(f) Right of use Assets	14	138.64	143.60
	(g) Intangible Assets under development	15	0.23	-
	(h) Intangible Assets	16	4.34	5.49
	(i) Other Non-Financial Assets	17	43.34	26.28
	Total-Non-Financial Assets (B)		953.18	955.54
	Total Assets (A+B)		93,807.87	76,867.39
II	LIABILITIES AND EQUITY			
	LIABILITIES			
A	Financial Liabilities			
	(a) Derivative Financial Instruments	4	47.40	23.20
	(b) Payables			
	(I) Trade Payables	18		
	(i) Total outstanding dues of Micro Enterprises and Small Enterprises		1.12	1.07
	(ii) Total outstanding dues of creditors other than Micro Enterprises and Small Enterprises		3.39	8.05
	(c) Debt Securities	19	28,421.60	28,446.24
	(d) Borrowings (Other than Debt Securities)	20	46,166.69	33,489.50
	(e) Subordinated Liabilities	21	3,257.34	2,804.57
	(f) Other Financial Liabilities	22	1,730.34	1,472.05
	Total-Financial Liabilities (A)		79,627.88	66,244.68
B	Non-Financial Liabilities			
	(a) Provisions	23	196.76	169.05
	(b) Other Non-Financial Liabilities	24	197.81	187.13
	Total-Non-Financial Liabilities (B)		394.57	356.18
C	Equity			
	(a) Equity Share Capital	25	2,809.23	2,687.76
	(b) Other Equity	26	10,976.19	7,578.78
	Total-Equity (C)		13,785.42	10,266.54
	Total-Liabilities and Equity(A+B+C)		93,807.87	76,867.40



(Handwritten Signature)



Consolidated Statement of Cash Flows for the year ended March 31, 2026

(₹ in Crores)

S.No.	Particulars	Year ended 31.03.2026	Year ended 31.03.2025
A	Cash Flow from Operating Activities:		
	Profit Before Tax	2,337.58	2,104.17
	Adjustment for:		
1	Loss / (Gain) on derecognition of Property, Plant and Equipment (Net)	1.08	0.54
2	Impairment on Financial Instruments	777.08	237.23
3	Depreciation and Amortization	43.89	38.87
4	Amortization adjustment due to WB Grant	0.37	0.37
5	Interest on Lease Liability	0.40	0.36
6	Net Translation/ Transaction Exchange Loss / (Gain)	43.41	41.61
7	Provision Written Back	-	(0.01)
8	Amounts Written Off/ Bad debts	14.55	17.02
9	Provisions for Employee Benefits	3.51	4.09
10	Effective Interest Rate on Debt Securities	0.51	(7.36)
11	Effective Interest Rate on Subordinated Liabilities	(0.24)	(2.21)
12	Effective Interest Rate on Loans	62.05	43.03
13	Effective Interest Rate on Loan to Employees	0.19	-
14	Provision for Indirect Tax (Including on Guarantee Commission) & Others	6.26	23.22
15	Profit/(Loss) on Sale of Investment	(0.22)	-
16	Net Loss / (Gain) on Fair Value Changes	31.21	13.13
	Operating Profit before changes in Operating Assets and Liabilities	3,321.63	2,514.06
	Increase / Decrease in Operating Assets / Liabilities		
1	Loan Assets	(16,797.34)	(16,623.35)
2	Derivative Financial Instruments	(516.61)	(202.05)
3	Other Financial Assets	(30.26)	(53.58)
4	Other Non-Financial Assets	(18.72)	3.64
5	Trade Receivables	2.77	0.09
6	Other Non-Financial Liabilities	26.88	33.70
7	Other Financial Liabilities	290.18	409.63
8	Trade Payable	(4.61)	1.82
9	Bank Balances other than Cash and Cash Equivalent	(241.50)	20.35
		(17,289.21)	(16,409.75)
	Cash Flow from Operations Before Exceptional Items	(13,967.58)	(13,895.69)
	Exceptional Item	-	-
	Net Cash Inflow/(Outflow) from Operations Before Tax	(13,967.58)	(13,895.69)
	Income Tax	(509.00)	(563.99)
	Net Cash Flow from Operating Activities	(14,476.58)	(14,459.68)
B	Cash Flow From Investing Activities		
1	Purchase of Property, Plant & Equipment (including ROU)	(15.04)	(25.38)
2	Purchase of Intangible Assets	(0.39)	(1.93)
3	Sale of Property, Plant & Equipment (including ROU)	0.16	0.32
4	Intangible Asset Under Development	(0.23)	-
5	Investment in Government Securities (Net) & Subsidiary	(265.36)	(490.39)
6	Additions to Capital Work-In-Progress (CWIP)	-	(0.27)
	Net Cash Flow from Investing Activities	(280.86)	(517.65)
C	Cash Flow from Financing Activities		
1	Proceeds from Issue of Equity Shares	121.47	-
2	Proceeds from Securities Premium	1,884.43	-
3	Share Issue Expenses	(14.87)	-
4	Issue of Debt Securities (Net of redemptions)	(25.16)	10,740.00
5	Raising of Subordinated Liabilities including PDI (Net of redemptions)	453.01	2,157.37
6	Raising of Loans other than Debt Securities (Net of repayments)	12,329.27	2,063.33
7	Payment for Lease Liability	(0.31)	(0.29)
	Net Cash flow from Financing Activities	14,747.84	14,960.41
	Net Increase/Decrease in Cash and Cash Equivalents	(9.60)	(16.92)
	Cash and Cash Equivalents at the Beginning	57.29	74.21
	Cash and Cash Equivalents at the End	47.69	57.29
	Components of Cash and Cash Equivalents as at end of the year are:		
	In Current Accounts with Banks in Indian Branch	3.16	19.74
	In Current Accounts with Banks in Foreign Branch	1.36	0.02
	Short term Deposits in Foreign Branches	31.55	27.75
	In Overdraft Accounts with Banks	3.91	1.90
	In Deposit Accounts with Banks	1.15	-
	In Saving Bank Accounts with Banks	6.56	7.88
	Cheques Under Collection/DD In hand and Postage Imprest	0.00	0.00
	Total Cash and Cash Equivalent as at end of the year	47.69	57.29

- The above statement of cash flows has been prepared under the indirect method as set out in Ind AS 7 'Statement of Cash Flows'.
- There are no repatriation restrictions with respect to Cash and Cash Equivalents and Bank balances as at the end of the reporting year presented above.
- Previous year figures have been rearranged and regrouped wherever necessary.



(Handwritten signature)



Notes to the Consolidated Audited Financial Results for the quarter and year ended 31.03.2026: -

1. The above financial results have been approved by the Board of Directors in its meeting held on 29th May 2026 and have been audited by the Joint Statutory Auditors of the Company.

The Audit Committee of the Company is not in existence with effect from 28th March 2026 due to non-availability of Independent Directors as required under the applicable provisions of the Companies Act and SEBI (Listing Obligations and Disclosure Requirements) Regulations, 2015. In view thereof, the Financial Results for the quarter and year ended March 31, 2026, and audited financial statement for the year ended March 31, 2026 have been reviewed and approved by the Board of Directors in its meeting held on 29th May 2026.

In terms of the Articles of Association of the Company, being a Central Public Sector Enterprise (CPSE), the power to appoint Directors including Independent Directors vests with the Government of India. The Company has already requested the Administrative Ministry for the appointment of requisite number of Independent Directors

2. These Financial Results have been prepared in accordance with the recognition and measurement principles laid down in applicable accounting standard specified under section 133 of the Act, read with the relevant rules issued thereunder, directions issued by RBI from time to time and other accounting principles generally accepted in India and in compliance with the requirements of Regulation 33, 52 and other applicable regulations of the SEBI (Listing Obligations and Disclosure Requirements) Regulations, 2015 (as amended)
3. The Company has incorporated a subsidiary at IFSC GIFT City, Gujarat, for which registration certificate to undertake activities as a finance company has been received on 18.02.2025 from IFSCA. Consolidated financial results have been prepared w.e.f. quarter ended 31.03.2025 in accordance with the Indian Accounting Standard 110: Consolidated Financial Statements.
4. Impairment allowance on loan assets is provided as per the board approved ECL methodology and calculations done by an independent agency along with management outlays wherever necessary. Cumulative impairment allowance (including standard loans and non-fund-based facilities) stands at ₹ 2,689.14 Crore as at 31.03.2026 (as at 31.03.2025 ₹ 1,920.24 Crore).

Particulars	As at 31.03.2026			As at 31.03.2025		
	Stage I & II	Stage III	Total	Stage I & II	Stage III	Total
Loan assets	89,734.72	3,245.46	92,980.18	74,319.26	1,866.25	76,185.51
Impairment Loss Allowance*	608.90	2,073.15	2,682.05	1,048.44	845.59	1,894.03
Provisioning Coverage(%)	0.68%	63.88%	2.88%	1.41%	45.31%	2.49%

*Excluding impairment allowance of ₹7.09 Crores (previous year 26.21 Crores) on non-fund based facilities

Further, the Company has appropriated the difference of ₹ 300.46 Crores between the impairment allowance under Ind AS 109 of ₹ 2,689.14 Crores and the provisioning required under Income Recognition, Asset Classification and Provisioning (IRACP) Norms (including standard asset provisioning) of ₹ 2,989.60 Crores to "Impairment Reserve" in terms of applicable RBI Directions.

5. Interest income on credit impaired loan assets is not being recognized as a matter of prudence.
6. Primary business of the group is to provide finance for Renewable Energy & related projects, and all activities are carried out in India and accordingly, there are no reportable segments as per Ind AS 108 Operating Segments.
7. The Board of Directors in its meeting held on 29th May 2026, recommended final dividend of ₹ 0.75/- per equity share (on face value of ₹ 10/- each) for the financial year 2025-26, subject to approval of Shareholders in the ensuing Annual General Meeting. The total dividend for the financial year is ₹ 1.35 /- per equity share (on face value of ₹ 10/- each) including interim dividend of ₹ 0.60 per share.
8. Additional information as required under Regulation 52(4) of SEBI (Listing obligation and Disclosure Requirements) Regulation, 2015 is annexed as **Annexure A**.
9. There are no reportable cases of loans transferred/ acquired during the quarter ended 31 March 2026 (previous period: Nil) required to be reported under Master Direction – Reserve Bank of India (Non-Banking Financial Company –Financial Statements: Presentation and Disclosures) Directions, 2025.
10. There were 02 (two) cases (previous year: Nil case) of fraud amounting to 14.80 crores (previous year: ₹ Nil crores) reported to Reserve Bank of India during the year ended 31 March 2026.
- The matter of committing suspected fraud in the case of one of the borrower group (Gensol) is under investigation. The Company has downgraded the borrower loan account and provided adequately against the outstanding loan amount.
11. There is no material impact from the enactment of New Labour Codes, 2025 on the financial results of the Company in the current period. Also, the Company continues to monitor regulatory developments, including issuance of further rules, clarifications, and amendments. Any impact arising from such changes, if any, will be recognized in the financial statements in the period in which the same becomes effective.
12. Previous period figures have been re-arranged / re-grouped / re-classified wherever considered necessary to make them comparable with the current period's figures.

In terms of our report of even date attached

For and on behalf of the Board of Directors

For Shiv & Associates,
Chartered Accountants
ICAI Regn. No.- 009989N

For Rao & Emmar
Chartered Accountants
ICAI Regn. No. 003084S

CA. Amit Singhal
Partner
Membership No. 098417

CA. Kamal Raj Madhra
Partner
Membership No. 098607

Pradip Kumar Das
Chairman & Managing Director
DIN No. 07448576

Place: New Delhi
Date: 29.05.2026



**Disclosure under Regulation 52(4) of SEBI (Listing Obligation and Disclosure Requirements)
Regulations, 2015 for the quarter and year ended 31.03.2026**

Sl.	Particulars	Unit	As at / for the quarter ended 31.03.2026	As at / for the year ended 31.03.2026	As at / for the quarter ended 31.03.2025	As at / for the year ended 31.03.2025
1	Debt Equity Ratio ¹	times	5.65		6.31	
2	Debt Service Coverage Ratio ¹	times	Not Applicable		Not Applicable	
3	Interest Service Coverage Ratio ¹	times	Not Applicable		Not Applicable	
4	Outstanding Redeemable Preference Shares	₹ In Crores	-		-	
5	Debenture Redemption Reserve	₹ In Crores	-		439.01	
6	Net Worth ²	₹ In Crores	13,785.42		10,266.54	
7	Net Profit After Tax	₹ In Crores	492.63	1,874.00	501.55	1,698.34
8	Earning Per Share	₹ per share	1.76	6.73	1.87	6.32
9	Current Ratio ¹	times	Not Applicable		Not Applicable	
10	Long Term Debt to Working Capital ¹	times	Not Applicable		Not Applicable	
11	Bad Debts to Accounts Receivable Ratio ³	times	Not Applicable		Not Applicable	
12	Current Liability Ratio ³	times	Not Applicable		Not Applicable	
13	Total Debts to Total Assets ⁴	times	0.83		0.81	
14	Debtors Turnover ³	times	Not Applicable		Not Applicable	
15	Inventory Turnover ³	times	Not Applicable		Not Applicable	
16	Operating Margin Percent ⁵	%	28.19%	27.79%	32.50%	31.01%
17	Net Profit Margin Percent ⁶	%	22.58%	22.47%	26.18%	25.14%

Notes:

- 1 Debt / Equity Ratio = Total Debt / Net Worth
- 2 Net Worth is calculated as defined in section 2(57) of Companies Act, 2013.
- 3 The Company is registered under the Reserve Bank of India Act, 1934 as Non-Banking Financial Company, hence these ratios are generally not applicable.
- 4 Total debts to total assets = Total Debt / Total Assets
- 5 Operating Margin = Net Operating Profit Before Tax / Total Revenue from Operations
- 6 Net Profit Margin = Net Profit after Tax / Total Income



(Handwritten signature)





भारतीय अक्षय ऊर्जा विकास संस्था लिमिटेड
(भारत सरकार का प्रतिष्ठान)
Indian Renewable Energy Development Agency Limited
(A Government of India Enterprise)

पंजीकृत कार्यालय : प्रथम तल, कोर-4-ए, ईस्ट कोर्ट, भारत पर्यावास केन्द्र, लोदी रोड, नई दिल्ली-110003, भारत
Registered Office : 1st Floor, Core- 4 'A', East Court, India Habitat Centre, Lodhi Road, New Delhi - 110003, INDIA
दूरभाष/Phone : +91-11-24682206-19, फ़ैक्स/Fax : +91-11-24682202 वेबसाइट / Website : www.ireda.in
CIN : L65100DL1987GOI027265

By Upload

No. IREDA/FS/Q4FY26Results/V/

Dated:29.05.2026

बी एस ई लिमिटेड / BSE LIMITED लिस्टिंग एवं अनुपालन विभाग / Listing & Compliances Department बॉम्बे स्टॉक एक्सचेंज लिमिटेड (बीएसई) /Bombay Stock Exchange Ltd. (BSE) / फ़िरोज़ जीजीभोय टावर्स / Phiroze Jeejeebhoy Towers दलाल स्ट्रीट / Dalal Street, काला घोड़ा, फोर्ट / Kala Ghoda, Fort, मुंबई -400 001 / Mumbai -400 001	एन एस ई लिमिटेड / NSE LIMITED लिस्टिंग एवं अनुपालन विभाग / Listing & Compliances Department, नेशनल स्टॉक एक्सचेंज इंडिया लिमिटेड / National Stock Exchange of India Ltd , एक्सचेंज प्लाजा / Exchange Plaza , बान्द्रा कुर्ला कॉम्प्लेक्स / Bandra Kurla complex , बान्द्रा (पूर्व) / Bandra (East) , मुंबई -400 051 /Mumbai - 400 051 .
-------------------------------------------------------------------------------------------------------------------------------------------------------------------------------------------------------------------------------------------------------------------------------------------------------------------------------------------------------	------------------------------------------------------------------------------------------------------------------------------------------------------------------------------------------------------------------------------------------------------------------------------------------------------------------------------------------------------------------

विषय: 31.03.2026 को समाप्त तिमाही और वर्ष के वित्तीय परिणाम - कंसोलिडेटेड वित्तीय विवरणों पर लेखापरीक्षा रिपोर्ट पर घोषणा

Subject: Financial Results for the quarter & year ended 31.03.2026 – Declaration on Audit Report on Consolidated Financials Statements

महोदया/ महोदय / Madam / Sir ,

ऑडिट क्वालिफिकेशन्स के प्रभाव के प्रकटीकरण से संबंधित SEBI की लागू आवश्यकताओं के अनुपालन में, यह पुष्टि की जाती है कि 31.03.2026 को समाप्त तिमाही और वर्ष के लिए कंसोलिडेटेड वित्तीय विवरणों पर ऑडिट रिपोर्ट में कोई क्वालिफिकेशन नहीं है। ऑडिट रिपोर्ट उक्त अवधि के वित्तीय परिणामों के साथ प्रदान की गई है।

In compliance with the applicable SEBI requirements related to the disclosure of the impact of the Audit Qualifications, it is to confirm that the Audit Report on Consolidated Financial Statements for the quarter and year ended 31.03.2026 contains no qualifications. The Audit Report has been provided with the financial results for the said period.

धन्यवाद / Thanking You ,

भवदीय / Yours faithfully

(एस.के. शर्मा) / (S.K. Sharma)

कार्यकारी निदेशक (वित्त) / Executive Director (F&A)

कॉर्पोरेट कार्यालय : तीसरा तल, अगस्त क्रांति भवन, भीकाजी कामा प्लेस, नई दिल्ली-110066, भारत

Corporate Office : 3rd Floor, August Kranti Bhawan, Bhikaiji Cama Place, New Delhi - 110066, INDIA दूरभाष/Phone : +91-11-26717401-12,

फ़ैक्स/Fax : +91-11-26717416 ई-मेल / E-mail : cmd@ireda.in

बिजनेस सेंटर : एनबीसीसी कॉम्प्लेक्स, ब्लॉक -II, प्लेट-बी, 7वीं मंजिल, पूर्वी किदवाई नगर, नई दिल्ली-110003, भारत

Business Centre : NBCC Complex, Block -II, Plate-B, 7th Floor, East Kidwai Nagar, New Delhi -110023, INDIA

दूरभाष/Phone : +91-2460 4157, 24347700 - 2434 7799