



Independent Auditor's Report

To the Members of

Indian Renewable Energy Development Agency Limited

Report on the Audit of the Standalone Financial Statements

Opinion

We have audited the accompanying Standalone Financial Statements of **Indian Renewable Energy Development Agency Limited** ("the Company"), which comprise the Standalone Balance Sheet as at March 31, 2025, and the Standalone Statement of Profit and Loss (including Other Comprehensive income), Standalone Statement of Changes in Equity and Standalone Statement of Cash Flows for the year then ended, and Notes to the Standalone Financial Statements, including a summary of material accounting policies and Other Explanatory information prepared in accordance with the requirement of the Companies Act 2013 (as amended) ("the Act") (hereinafter referred to as "Standalone Financial Statements").

In our opinion and to the best of our information and according to the explanations given to us, the aforesaid Standalone Financial Statements give the information required by the Act in the manner so required and give a true and fair view in conformity with the Indian Accounting Standards prescribed under section 133 of the Act read with the Companies (Indian Accounting Standards) Rules, 2015, as amended, ("Ind AS") and the accounting principles generally accepted in India, of the state of affairs of the Company as at March 31, 2025, and profit including comprehensive income, changes in equity and its cash flows for the year ended on that date.

Basis for opinion

We conducted our audit of the Standalone Financial Statements in accordance with the Standards on Auditing specified under section 143(10) of the Act ("SAs"). Our responsibilities under those Standards are further described in the 'Auditor's Responsibilities for the Audit of the Standalone Financial Statements' section of our report. We are independent of the Company in accordance with the Code of Ethics issued by the Institute of Chartered Accountants of India ("ICAI") together with the ethical requirements that are relevant to our audit of the Standalone Financial Statements under the provisions of the Act and the Rules thereunder, and we have fulfilled our other ethical responsibilities in accordance with these requirements and the ICAI's Code of Ethics. We believe that the audit evidence obtained by us, is sufficient and appropriate to provide a basis for our audit opinion on the Standalone Financial Statements.

Emphasis of Matter

We draw your attention to the following matters:

1. As described in Note 38 (40) to the Standalone Financial Statements, the company has classified certain Loans given aggregating to Rs. 1202.21 crore required to be classified as stage III / Non-Performing Assets (NPA) as stage II / Standard in terms of interim order of

Hon'ble High Court of Andhra Pradesh and Hon'ble High Court of Delhi. The statutory disclosures have been made accordingly. However, as a matter of prudence, interest income on such accounts becoming NPA in terms of prudential norms of RBI has been recognized on collection basis and allowance for impairment loss has been made in accounts accordingly.

2. As described in Note 48 (B)(a) to the Standalone Financial Statements, As of 31 March 2024, the reported CRAR of the Company was 20.11%. This calculation was based on a 50% risk weight assigned to commissioned renewable energy infrastructure project assets financed by the Company that had reached their commercial operations date (COD) and had been operational for over a year. However as per 31 March 2025, the company has applied a 100% risk weight to these assets. Accordingly, CRAR of corresponding period as at 31 March 2024 has been restated to 15.51%.

Our opinion is not modified in respect of the above matters.

Key audit matters

Key audit matters are those matters that, in our professional judgment, were of most significance in our audit of the Standalone financial statements for the current period. These matters were addressed in the context of our audit of the Standalone financial statements as a whole, and in forming our opinion thereon, and we do not provide a separate opinion on these matters. We have considered the matters described below to be the Key Audit Matters for incorporation in our Report.

Sr. No.	Key Audit Matters	Auditor's Response
1.	<p>Impairment of Loan Assets – Expected Credit loss</p> <p>Financing is principal business of the Company and disclosure of Loan assets at fair value after considering the provision for loss due to impairment is most significant.</p> <p>The Company follows a Board approved methodology wherein assessment for allowance is carried out by an external agency for impairment based on certain criterion / framework classifying the assets into various stages depending upon credit risk and level of evidence of impairment.</p> <p>The measurement of an expected credit loss allowance (ECL) for financial assets measured at amortized cost requires the</p>	<p>Our Audit procedures based on which we arrived at the conclusion regarding reasonableness of the disclosures and accounting for Impairment of Loan Assets -Expected Credit loss includes the following:</p> <p>We have obtained an understanding of the guidelines as specified in Ind AS 109 "Financial Instruments", various regulatory updates, guidance of ICAI and internal instructions and procedures of the Company in respect of the ECL and adopted the following audit procedures:</p> <p>Evaluation and testing of the key internal control mechanisms with respect to the loan assets monitoring, assessment of the loan impairment including testing of relevant data quality, and review of the real data entered.</p>

	<p>use of complex models and significant assumptions about future economic conditions and credit behaviour (e.g., likelihood of customers defaulting and resulting losses) to estimate the Probabilities of Default (PD), Loss Given Default (LGD) and Exposure at Default (EAD). These models and assumptions are key driver to measure Impairment loss.</p> <p>The Company makes significant judgments while assessing ECL and the assumptions underlying the ECL are monitored and reviewed on periodically basis.</p> <p>The proper application of such assumptions is material for statement of the Loan Assets. In view of the materiality of the amount of loan assets in the Standalone Financial Statements, the loss due to impairment of loan assets has been considered as Key Audit Matter in our audit.</p> <p>Refer Note no. 38 (19) (A) (ii) (a) to the Standalone Financial Statements read with material accounting policy No.3(xx)- 'Financial Instruments')</p>	<p>Recoveries in the loan assets are verified to ascertain level of stress thereon and impact on impairment allowance in standalone financial statements.</p> <p>Verification / review of the documentation, operations / performance, valuation of available securities and monitoring of the loan assets, especially large and stressed loan assets, to ascertain any overdue, unsatisfactory conduct or weakness in any loan asset account.</p> <p>The company avails services of third party for evaluation of ECL Components. The calculations in the study for impairment allowance carried out by third party are relied upon by us and test checks are carried out for the same. The data shared with the third party is verified by us for correctness of material components being submitted. Our audit procedure in the same are limited in view of not sharing software access used for study of such data considering the confidentiality by such third party.</p> <p>We also compared ECL with the provisioning as required by the applicable directions of the Reserve Bank of India and ensured adequacy of impairment allowance accordingly.</p>
2.	<p>Fair valuation of Derivative Financial Instruments</p> <p>To mitigate the Company's exposure to foreign currency risk and interest rate, non-Rupee cash flows are monitored and derivative contracts are entered for hedging purpose. The derivatives are measured at fair value as per Ind AS 109.</p> <p>To qualify for hedge accounting, the hedging relationship must meet certain specified requirements as per Ind AS. Hedge accounting results in significant</p>	<p>Our Audit procedures based on which we arrived at conclusion regarding reasonableness of the disclosures and accounting for derivatives include the following:</p> <ul style="list-style-type: none"> -Verification of fair value of derivative in terms of Ind AS 109, testing the accuracy and completeness of derivative transactions. -Evaluation of management's key internal controls over classification, valuation, and valuation models of derivative instruments.



	<p>impact on Standalone financial statements together with complexity of its accounting/assumptions and numerous parameters therein for establishing hedge relationship. Gain/Loss on these derivatives is recognised in other comprehensive income or profit and loss as provided by Ind AS. The magnitude of such transactions is significant as per the operations of the company.</p> <p>In view of facts of the matter we have identified it as a key audit matter.</p> <p>(Refer Note No. 38 (29) to the Standalone Financial Statement read with material accounting policy No. 3(xx).</p>	<ul style="list-style-type: none"> -Obtaining details of various financial derivatives contracts as outstanding/pending for settlement as on 31st March, 2025. -Discussing and understanding management's perception and studying policy of the company for risk management. -Verification of Mark To Market valuation report for outstanding derivatives deal as on 31st March 2025 obtained by the company from external valuer. -Verification of underlying assumptions in estimating the fair valuation arrived at for those financial derivative contracts. -Appropriateness of the valuation methodologies applied and testing the same on sample basis for the derivative instruments. <p>Additionally, we verified the accounting of gain/loss on derivatives in the other comprehensive income or Profit & Loss Account.</p> <p>Reviewed the appropriateness and adequacy of disclosures by the management as required in terms of Ind AS 109.</p>
3.	<p>Liability for Taxation</p> <p>The company has material uncertain tax demands in respect of matters under dispute which involves significant judgement to determine the possible outcome of these disputes.</p> <p>Service Tax and Goods & Service Tax (GST) Authorities have raised certain issues and raised demands for several past periods, which are being contested by company at various forums.</p> <p>Income Tax cases for FY 2013-14 and FY 2019-20 are pending before the CIT (Appeals). Appropriate provision and</p>	<p>Our Audit procedures based on which we arrived at conclusion regarding reasonableness of the disclosures and accounting for Liability for Taxation include the following:</p> <p>Our audit procedure includes review of various orders passed by Assessing Officer on the subject matter in dispute with Department of Income Tax. We undertook procedure to evaluate management position on these uncertain tax positions.</p> <p>For other tax matters, the facts and the legal pronouncements were analyzed and reviewed.</p> <p>We reviewed the appropriateness and adequacy of disclosures by the management as required</p>



<p>disclosure of consequential liabilities is material to the presentation of standalone financial statements.</p> <p>Possible outcome of these demands may be substantial.</p> <p>In view of this we have identified it as a key audit matter.</p> <p>Refer note 38 (16) (a) of the Standalone Financial Statements.</p>	<p>in terms of Ind AS 37 "Provisions, Contingent Liabilities and Contingent Assets".</p>
---	--

Information Other than the Ind AS Standalone Financial Statements and Auditor's Report thereon

The Company's Board of Directors is responsible for the other information. The other information comprises the information included in the Board's Report including Annexures to Directors' Report, Management Discussion and Analysis Report, but does not include the Standalone Financial Statements and our auditors' report thereon. The other information as stated above is expected to be made available to us after the date of this auditors' report.

Our opinion on the Standalone Financial Statements does not cover the other information and we do not express any form of assurance conclusion thereon.

In connection with our audit of the Standalone Financial Statements, our responsibility is to read the other information identified above when it becomes available, and, in doing so, consider whether the other information is materially inconsistent with the Standalone Financial Statements, or our knowledge obtained during the course of our audit or otherwise appears to be materially misstated. When we read the other information as stated above and if we conclude that there is a material misstatement therein, we are required to communicate the matter to those charged with governance and describe necessary actions required as per applicable laws and regulations.

Responsibilities of Management and Those Charged with Governance for the Standalone Financial Statements

The Company's Board of Directors is responsible for the matters stated in section 134(5) of the Act with respect to the preparation of these Standalone Financial Statements that give a true and fair view of the state of affairs (financial position), Profit or Loss (financial performance including other comprehensive income), changes in equity and cash flows of the Company in accordance with the accounting principles generally accepted in India, including the Indian accounting Standards specified under section 133 of the Act.

This responsibility also includes maintenance of adequate accounting records in accordance with the provisions of the Act for safeguarding of the assets of the Company and for preventing and detecting frauds and other irregularities; selection and application of appropriate accounting policies; making judgments and estimates that are reasonable and prudent; and design, implementation and maintenance



of adequate internal financial controls, that were operating effectively for ensuring the accuracy and completeness of the accounting records, relevant to the preparation and presentation of the Standalone Financial Statements that give a true and fair view and are free from material misstatement, whether due to fraud or error.

In preparing the Standalone Financial statements, the Board of Directors of the company is responsible for assessing the company's ability to continue as a going concern, disclosing, as applicable, matters related to going concern and using the going concern basis of accounting unless the Board of Directors either intends to liquidate the company or to cease operations, or has no realistic alternative but to do so. The Board of Directors is also responsible for overseeing the company's financial reporting process.

Auditor's Responsibilities for the Audit of the Standalone Financial Statements

Our objectives are to obtain reasonable assurance about whether the Standalone Financial Statements as a whole are free from material misstatement, whether due to fraud or error, and to issue an auditor's report that includes our opinion. Reasonable assurance is a high level of assurance, but is not a guarantee that an audit conducted in accordance with Standard on Auditing will always detect a material misstatement when it exists. Misstatements can arise from fraud or error and are considered material if, individually or in the aggregate, they could reasonably be expected to influence the economic decisions of users taken on the basis of these standalone financial statements.

As part of an audit in accordance with SAs, we exercise professional judgment and maintain professional scepticism throughout the audit. We also:

- Identify and assess the risks of material misstatement of the Standalone Financial Statements, whether due to fraud or error, design and perform audit procedures responsive to those risks, and obtain audit evidence that is sufficient and appropriate to provide a basis for our opinion. The risk of not detecting a material misstatement resulting from fraud is higher than for one resulting from error, as fraud may involve collusion, forgery, intentional omissions, misrepresentations, or the override of internal control.
- Obtain an understanding of internal financial control relevant to the audit in order to design audit procedures that are appropriate in the circumstances. Under section 143(3)(i) of the Act, we are also responsible for expressing our opinion on whether the Company has adequate internal financial controls system with reference to standalone financial statements in place and the operating effectiveness of such controls:
- Evaluate the appropriateness of accounting policies used and the reasonableness of accounting estimates and related disclosures made by management.
- Conclude on the appropriateness of management's use of the going concern basis of accounting and, based on the audit evidence obtained, whether a material uncertainty exists related to events or conditions that may cast significant doubt on the ability of the company to continue as a going concern. If we conclude that a material uncertainty exists, we are required to draw attention in our audit report to the related disclosures in the standalone financial statements or, if such disclosures are inadequate, to modify our opinion. Our conclusions are based on the audit evidence obtained up to the date of our audit report. However, future events or conditions may cause the company to cease to continue as a going concern.
- Evaluate the overall presentation, structure and content of the Standalone Financial Statements, including the disclosures, and whether the standalone financial statements represent the underlying transactions and events in a manner that achieves fair presentation.



Materiality is the magnitude of misstatements in the Standalone Financial Statements that, individually or in aggregate, make it probable that economic decisions of a reasonably knowledgeable user of the Standalone Financial Statements may be influenced. We consider quantitative materiality and qualitative factors in (i) planning the scope of our audit work and in evaluating the results of our work and (ii) to evaluate the effect of any identified misstatements in the Standalone Financial Statements.

We communicate with those charged with governance of the Company regarding, among other matters, the planned scope and timing of the audit and significant audit findings, including any significant deficiencies in internal financial control that we identify during our audit.

We also provide those charged with governance with a statement that we have complied with relevant ethical requirements regarding independence, and to communicate with them all relationships and other matters that may reasonably be thought to bear on our independence, and where applicable, related safeguards.

From the matters communicated with those charged with governance, we determine those matters that were of most significance in the audit of the standalone financial statements of the current period and are therefore the key audit matters. We describe these matters in our auditor's report unless law or regulation precludes public disclosure about the matter or when, in extremely rare circumstances, we determine that a matter should not be communicated in our report because the adverse consequences of doing so would reasonably be expected to outweigh the public interest benefits of such communication.

Other Matters

- i. As per past practice, in respect of loan assets, the Company has provided expected credit loss (ECL) as required under Ind AS 109 based on the ECL report submitted by an independent expert appointed by the Company, which inter alia includes assumptions based on technical parameters / certain aspects.
- ii. The audit of financial statements for the year ended March 31, 2024 was conducted by the predecessor statutory auditor of company, who had expressed unqualified opinion on those financial statements.

Reports on other legal and regulatory requirements

1. As required by the Companies (Auditor's Report) Order, 2020 ('the Order'), issued by the Central Government of India in terms of sub-section (11) of section 143 of the Companies Act, 2013, we give in the "**Annexure-A**", a statement on the matters specified in paragraphs 3 and 4 of the Order, to the extent applicable and in terms of sub-section (5) of section 143 of the Act, we give in the "**Annexure-B**" information in respect of the directions issued by Comptroller and Auditor-General of India in respect of the company .
2. As required by section 143(3) of the act, we report that:
 - a) We have sought and obtained all the information and explanations which to the best of our knowledge and belief were necessary for the purposes of our audit:



- b) In our opinion, proper books of account as required by law have been kept by the Company so far as it appears from our examination of those books and proper returns adequate for the purposes of our audit have been received from branches not visited by us;
- c) The Standalone Balance sheet, the Standalone Statement of Profit & Loss including Other Comprehensive Income, Standalone Statement of Changes in Equity and the standalone statement of Cash Flows dealt with by this report are in agreement with the books of account;
- d) In our opinion, the aforesaid standalone financial statements comply with the accounting standards specified under section 133 of the Act, read with Rule 7 of the Companies (Accounts) Rules, 2014;
- e) In terms of Notification no. G.S.R. 463 (E) dated 05th June 2015 issued by the Ministry of Corporate Affairs, provisions of Section 164(2) of the Act regarding disqualifications of the Directors, are not applicable as it is a Government Company;
- f) As per notification number G.S.R. 463 (E) dated 5th June, 2015 issued by Ministry of Corporate Affairs, section 197 of the Act as regards the managerial remuneration is not applicable to the Company, since it is a Government Company.
- g) With respect to the adequacy of the internal financial controls over financial reporting of the Company and the operating effectiveness of such controls, refer to our separate report in **“Annexure-C”**;
- h) With respect to the other matters to be included in the Auditor's report in accordance with rule 11 of the Companies (Audit and Auditors) Rules, 2014 ('Audit Rules'), in our opinion and to the best of our information and according to the explanations given to us:
- i. The Company has disclosed the impact of pending litigations on its financial position in its standalone financial statements - Refer Note 38 (16) to Standalone Financial Statements.
 - ii. The Company has made due provision as required under the applicable law or Indian Accounting Standards, for material foreseeable losses, if any, on long term contracts including derivatives contracts: - Refer note 38(19)(C) (II) (c) to the Standalone financial statements.
 - iii. There were no amounts which were required to be transferred to the Investor Education and Protection Fund by the Company.
 - iv. (a) The management has represented (Refer note 38(27)) that to the best of its knowledge and belief, no funds have been advanced or loaned or invested (either from borrowed funds or share premium or any other sources or kind of funds) by the company to or in any other person or entity, including foreign entity ("Intermediaries"), with the understanding, whether recorded in writing or otherwise, that the Intermediary shall, directly or indirectly lend or invest in other persons or entities identified in any manner whatsoever by or on behalf of the company ("Ultimate Beneficiaries") or provide any guarantee, security or the like on behalf of the Ultimate Beneficiaries;
 - (b) The management has represented ((Refer note 38(27)) that to the best of its knowledge and belief, no funds have been received by the company from any person or entity, including foreign entity ("Funding Parties"), with the understanding, whether recorded in writing or otherwise, that the company shall, directly or indirectly, lend or invest in other persons or entities identified in any manner whatsoever by or on behalf of the Funding




Party ("Ultimate Beneficiaries") or provide any guarantee, security or the like on behalf of the Ultimate Beneficiaries; and

- (c) Based on audit procedure performed that have been considered reasonable and appropriate in the circumstances, nothing has come to our notice that has caused us to believe that the representations under sub clause (a) and (b) contain any material misstatement.
- v. No dividend has been declared or paid during the year by the company.
- vi. Based on our examination which included test checks, the company has used an accounting software for maintaining its books of account for the financial year ended 31st March 2025, which has a feature of recording audit trail (edit log) facility and the same has operated throughout the year for all relevant transactions recorded in the software. Further, during the course of our audit we did not come across any instance of audit trail feature being tampered with and the management has represented that the audit trail feature cannot be disabled. Company has preserved the Audit trail as per the statutory requirements for records retention.

For SHIV & ASSOCIATES

Chartered Accountants

Firm's Registration Number: 009989N



Shiv Prakash Chaturvedi

Partner

Membership No 085084

Place: New Delhi

Date: 15th April 2025

UDIN:

Annexure-A to the Independent Auditor's Report of Even Date

Annexure "A" Report under Companies (Auditor's Report) Order, 2020 ('the Order') referred to in paragraph 1 of "Report on Other Legal and Regulatory Requirements" of Independent Auditor's Report to the members of the Company on the Standalone Financial Statements for the year ended March 31, 2025

- (i) (a) (A) The Company is maintaining proper records showing full particulars, including quantitative details and situation of Property, Plant and Equipment;
- (B) The company is maintaining proper records showing full particulars of intangible assets;
- (b) As per the information and explanations given to us and on the basis of our examination of the records of the Company, the Property, Plant and Equipment, have been physically verified by the management annually, which in our opinion is reasonable. Having regard to the size of Company and nature of its business the discrepancies noticed on physical verification and consequential adjustments are carried out in books of accounts. According to information and explanations given by the management and in our opinion, the same is not material and properly dealt with in books of accounts;
- (c) According to the information and explanations given to us, the records examined by us and based on the Title deeds provided to us, we report that, the title deeds of all the immovable properties, (other than properties where the company is the lessee and the lease agreements are duly executed in favour of the lessee) disclosed in the standalone financial statements are held in the name of the company except as stated below: -

Sr. no.	Description of property {Nature}	Gross carrying value (Rs. In Crore)	Held in name of	Whether promoter, director or their relative or employee	Period held - indicate range, where appropriate	Reason for not being held in name of company
1	Office premises-India Habitat Centre Complex (IHC) {Right of use Assets}	1.72	Occupied on basis of Allotment letter by IHC	No	Allotment letter dt. 12.04.1993	The execution of Tripartite Conveyance Deed / Agreement by India Habitat Centre (IHC) [between Land & Development Office (L&DO), IHC and allottee institutions] is pending in respect of all allottee institutions at IHC including IREDA. IHC is following with L&DO for execution of lease deed. Draft of lease deed has been cleared by L&DO. IHC on 24.03.23 has informed that the matter has been resolved amicably and court passed the order to the same effect. Further, two other petitions were also withdrawn

						by both the parties IHC and SDMC vide order dated 11.04.23. Company is regularly following up with IHC for execution of tripartite lease deed. IHC vide email dated 31.12.2024 has informed that there is no change in the status.
2	Office Premises at August Kranti Bhawan (AKB) {Right of use Assets}	21.10	Occupied on the basis of perpetual lease deed by HUDCO	No.	Allotment letter dt. 04.12.2006	The transfer of property rights is being followed with Housing Urban Development Corporation Limited (HUDCO).
3.	Residential flat at Jangpura Delhi (held as Investment Property)	0.09	Occupied on the basis of Agreement to sell by HPL	No	23.06.1994	The transfer of property is being followed by Hindustan Prefab Limited (HPL) with L&DO. Thereafter, the execution of Deed will take place.
4.	Office premises- NBCC Kidwai Nagar (Right of Use Property)	132.92	Lease execution under process	No	Allotment letter dt. 04.09.2015	The final draft lease deed was forwarded by the company to NBCC for execution of Lease deed between the President of India, acting through Dy. L&DO-IV, Land & Development Office, Ministry of Housing & Urban Affairs (MOHUA) and the company. The matter has been taken up further with NBCC w.r.t date of possession and start date of lease for the aforesaid properties before execution of the same.
5.	Residential Flats -NBCC Kidwai Nagar (Right of Use Property)	6.61	Lease execution under process	No	Allotment letter dt 14.11.2018	The final draft lease deed was forwarded by the company to NBCC for execution of Lease deed between the President of India, acting through Dy. L&DO - IV, Land & Development Office, MOHUA and the company. The matter has been taken up further with NBCC w.r.t date of possession and start date of lease for the aforesaid properties before execution of the same. The flat has been lying in Inter-pool exchange of houses with MOHUA and the action to take it back in company is under process.

[Handwritten Signature]

- (d) The company has not revalued its Property, Plant and Equipment (including Right of Use assets) and intangible assets during the year;
- (e) No proceedings have been initiated or are pending against the Company for holding any benami property under the Prohibition of Benami Property Transactions Act, 1988 (45 of 1988) and rules made thereunder.
- (ii) (a) The Company does not hold any inventories hence reporting under clause 3(ii)(a) of Order is not applicable to the Company.
- (b) The company has been sanctioned working capital limits in excess of five crore rupees, in aggregate, from banks on the basis of security of certain current assets and the quarterly returns or statements filed by the company with such banks are in agreement with the books of account of the Company.
- (iii) According to the information and explanations given to us, in respect of its transactions during the year, the Company has not made any investments in but, being a Non-Banking Financial Company (NBFC), provided guarantee and security, granted loans and advances in the nature of loans, secured/ unsecured, to companies, firms, Limited Liability Partnerships and other parties. In this regard, we report as under –
- (a) The Company being an NBFC whose principal business is to give loans, this clause for reporting on loans or any advances in the nature of loans, or standing as guarantor, or provision of security, is not applicable. In view of this reporting required under clause 3(iii) (a) (A) & (B) of the Order is not applicable;
- (b) In our opinion and based on audit procedures performed by us, the guarantees provided, security given and terms and conditions of the grant of all loans and advances in the nature of loans and guarantees provided are, prima facie, not prejudicial to the interest of the company;
- (c) Based on audit procedures performed by us, in respect of loans and advances in the nature of loans, the schedule of repayment of principal and payment of interest has been stipulated and the repayments are generally regular as per stipulations except in case of credit impaired assets, and certain cases disclosed as Stage 1 and not disclosed as Non-Performing Assets (NPA) in view of orders of the court [Refer Note 38(48) O & 38(40) respectively to Standalone Financial Statements];
- (d) Based on the audit procedures performed by us and as disclosed in Note 38 (48) (O) of standalone financial statements, the total amount overdue for more than ninety days is Rs. 1866.25 Crores. In our opinion, the steps taken by the company being an NBFC, for recovery of the principal and interest are generally in accordance with policies framed by it and are reasonable;
- (e) The company being an NBFC whose principal business is to give loans, this clause 3(iii) (e) for reporting on loans etc. falling due during the year and renewed or extended or fresh loans granted to settle the over dues of existing loans given, is not applicable to the Company;
- (f) Based on the audit procedures performed by us, the Company, during the year, has not granted any loans or advances in the nature of loans either repayable on demand or without specifying



any terms or period of repayment. In view of this, the other reporting requirements regarding loans to related parties as per this clause 3(iii)(f) are not applicable:

- (iv). According to information and explanations given to us and based on audit procedures performed, the company has complied with the provisions of sections 185 and 186 of the Companies Act, 2013 in respect of loans, investments, guarantees and securities provided by the Company as specified under sections 185 and 186 of the Companies Act, 2013. Therefore, further reporting required as per clause 3 (iv) of the Order is not applicable.
- (v) According to the information and explanations given to us, the Company has not accepted any deposits from the public, hence the directives issued by the Reserve Bank of India and the provisions of sections 73 to 76 or any other relevant provisions of the Act and the rules thereunder are not applicable to the company. In view of this, the reporting required regarding contravention of such provisions or any order passed by the authorities / Tribunal as per clause (v) of the Order is not applicable.
- (vi) We have broadly reviewed the books of account maintained by the Company pursuant to the Rules made by the Central Government for the maintenance of cost records under Section 148 (1) of the Act in respect of business of the company to which the said rules are made applicable and are of the opinion that prima facie, the prescribed accounts and records have been made and maintained. We have however not made a detailed examination of the said records with a view to determine whether they are accurate or complete.
- (vii) (a) According to the information and explanations given to us, during the year, the Company has generally been regular in depositing undisputed statutory dues including Goods and Service Tax, Provident Fund, Employees' State Insurance, Income Tax, Sales Tax, Service Tax, Duty of Customs, Duty of Excise, Value Added Tax, Cess and any other statutory dues with the appropriate authorities. There were no undisputed amounts payable in respect of any statutory dues in arrear as at the year-end for a period of more than six months from the date they become payable:
- (b) According to the information and explanations given to us, the details of above mentioned statutory dues which have not been deposited on account of any dispute, as at year end are as follows :

Name of statute	Nature of taxes	Amount in dispute (Rs in Crores)	For Financial Year	Amount Deposited+	Forum at which matter is pending
Income Tax Act 1961	Income Tax	13.44	2009-10	13.44	ITAT
Income Tax Act 1961	Income Tax	1.52	2010-11	1.52	ITAT
Income Tax Act 1961	Income Tax	15.20	2011-12	15.20	ITAT
Income Tax Act 1961	Income Tax	22.17	2012-13	22.17	ITAT
Income Tax Act 1961	Income Tax	15.47	2013-14	15.47	CIT (Appeals)
Income Tax Act 1961	Income Tax	23.11	2014-15	23.11	ITAT
Income Tax Act 1961	Income Tax	27.61	2015-16	27.61	ITAT
Income Tax Act 1961	Income Tax	53.37	2016-17	22.99	ITAT
Income Tax Act 1961	Income Tax	26.79	2017-18	17.32	ITAT
Income Tax Act 1961	Income Tax	4.27	2019-20	4.27	CIT (Appeals)

[Handwritten Signature]

Finance Act (FA)1994, FA 2004, FA 2015	Service Tax & penalty	117.09	2012-13 to 2015-16	7.86	CESTAT, New Delhi
Finance Act (FA)1994, FA 2004, FA 2015	Service Tax & penalty	41.46	2016-17 & 2017-18	3.88	CESTAT, Mumbai
CGST Act 2017 & Delhi Goods & Service Tax Act ,2017	GST & penalty	30.51	2017-18 & 2018-19	15.25	#
The Companies Act,2013	Penalty	0.03	2021-22 & 2022-23	-	Appeal filed with Regional Director (NR), Delhi

+ Deposited under protest / prepaid taxes

Second appeal to be filed with higher authorities within statutory period upon constitution of bench.

- (viii) According to the information and explanations given to us and on the basis of our examination of the records of the Company, during the year, there are no transactions which have been surrendered or disclosed as income in tax assessments under the Income Tax Act, 1961 (43 of 1961). In view of this, there are no transactions of previously unrecorded income in terms of clause 3 (viii) of the Order.
- (ix) (a) According to the information and explanations given to us and on the basis of our examination of the records of the Company, the Company has not defaulted in repayment of any loans or other borrowings or in the payment of interest thereon to any lender. In view of this, other reporting required under clause 3(ix) (a) of the Order is not applicable.
- (b) According to the information and explanations given to us and on the basis of our audit procedures, we report that the company has not been declared wilful defaulter by any bank, financial institution or other lender.
- (c) According to the information and explanations given to us and the procedures performed by us on the basis of our examination of the records of the Company, Term loans were applied for the purpose for which the loans were obtained. In view of this the reporting required under clause 3(ix)(c) of the Order is not applicable.
- (d) According to the information and explanations given to us, the procedures performed by us, and on an overall examination of the standalone financial statements of the company, prima-facie, no funds raised on short-term basis have been used for long-term purposes by the company. In view of this the reporting required under clause 3(ix)(d) of the Order is not applicable.
- (e) According to the information and explanations given to us, during the year, the company has not taken any funds from any entity or person on account of or to meet obligations of subsidiary and company does not have any joint ventures or associates.
- (f) According to the information and explanations given to us, during the year, the company has not taken any loans during the year on the pledge of securities held in subsidiary and company does not have any joint ventures or associates.
- (x) (a) The company has not raised money by way of initial public offer. Money raised by the Company by way of debt instruments (public offer or otherwise) during the year was applied for the purposes for which it was raised.

- (b) The company has not made any preferential allotment or any private placement of shares or convertible debentures during the year.
- (xi) (a) Based on our audit procedures and as per the information and explanations given to us by the management, during the year, we have not come across any instance of any material fraud by the Company or on the Company.
- (b) During the year, no report was required to be filed by the auditors with the Central Government under sub-section (12) of section 143 of the Companies Act in Form ADT-4 as prescribed under rule 13 of Companies (Audit and Auditors) Rules, 2014.
- (c) According to the information and explanations given to us and based on our examination of the records of the Company, the company has not received any whistle-blower complaints during the year.
- (xii) The Company is not a Nidhi Company and hence reporting under clause 3(xiii) (a), (b) or (c) of the Order is not applicable.
- (xiii) According to the information and explanations given to us and based on our examination of the records of the Company, all transactions with the related parties are in compliance with Section 177 and 188 of Companies Act where applicable and necessary disclosures have been made in the Standalone Financial Statements as required by the applicable accounting standards:
- (xiv) (a) In our opinion and based on our examination, the company has an internal audit system commensurate with the size and nature of its business.
- (b) We have considered the reports of internal auditors of the company issued till date, for the period under audit in determining the nature, timing and extent of our audit procedures.
- (xv) According to the information and explanations given to us, in our opinion during the year the company has not entered into any non-cash transactions with its directors or persons connected with its directors. In view of this the reporting required under clause 3(xv) of the Order is not applicable.
- (xvi) (a) The company is required and is registered under section 45-IA of the Reserve Bank of India Act, 1934(2 of 1934) for conducting Non-Banking Financial activities.
- (b) The Non-Banking Financial activities carried by the company are under a valid Certificate of Registration.
- (c) The company is not a Core Investment Company (CIC) as defined in the regulations made by the Reserve Bank of India. Accordingly, the reporting required under clause 3(xvi) (c) and (d) of the Order is not applicable;
- (xvii) The company has neither incurred cash losses in this financial year nor in the immediately preceding financial year;
- (xviii) There has been no resignation of the statutory auditors during the year and accordingly the reporting required under this clause is not applicable;




- (xix) According to the information and explanations given to us and on the basis of the financial ratios, ageing and expected dates of realisation of financial assets and payment of financial liabilities, other information accompanying the standalone financial statements, our knowledge of the Board of Directors and management plans, we are of the opinion that no material uncertainty exists as on the date of the audit report that company is capable of meeting its liabilities existing at the date of balance sheet as and when they fall due within a period of one year from the balance sheet date. We further state that our reporting is based on facts upto the date of our audit report and we neither give any guarantee nor any assurance that all liabilities falling due within a period of one year from the balance sheet date will get discharged by the Company as and when they fall due:
- (xx) (a) Based on our audit procedures and as per the information and explanations given to us by the management, in respect of other than ongoing projects, the company is not required to transfer any unspent amount to a Fund specified in Schedule VII to the Companies Act within a period of six months of the expiry of the financial year in compliance with second proviso to sub-section (5) of section 135 of the said Act. [Refer note No. 38(38) to standalone financial statements]
- (b) Based on our audit procedures and as per the information and explanations given to us by the management, amount remaining unspent pursuant to any ongoing project amounting to Rs 22.03 Crores is to be transferred to a special account in compliance of the provisions of sub-section (6) of section 135 of the Companies Act, 2013 [Refer note No. 38(38) to standalone financial statements]
- (xxi) The clause 3 (xxi) of the order is not applicable to the Standalone Financial Statements, hence no comment is given.

For SHIV & ASSOCIATES

Chartered Accountants

Firm's Registration Number: 009989N



Shiv Prakash Chaturvedi

Partner

Membership No 085084

Place: New Delhi

Date: 15th April 2025

UDIN: 25085084BMM B WD 6474

Annexure-B to the Independent Auditor's Report

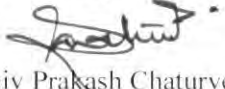
Directions under section 143(5) of the Companies Act, 2013 issued by the Comptroller & Auditor General of India.

Particulars	Reply
1) Whether the Company has system in place to process all the accounting transactions through IT System? If yes, the implications of processing of accounting transactions outside IT System on the integrity of accounts along with the financial implications, if any, may be stated	According to the information and explanations given to us and based on our audit, all accounting transactions are routed through IT system implemented by the Company. Period end Financial Statements are compiled offline based on balances and transactions generated from the IT system. We have neither been informed nor have we come across during the course of our audit any accounting transactions having impact on the integrity of the accounts along with the financial implications which have been processed outside the IT system.
2) Whether there is any restructuring of an existing loan or cases of waiver/write off of debts/loans/interest etc., made by a lender to the Company due to the Company's inability to repay the loan? If yes, the financial impact may be stated. Whether such cases are properly accounted for? (In case lender is a government company, then this direction is also applicable for statutory auditor of Lender Company.	i.) According to information and explanations given to us and based on our audit, there is no case of restructuring of an existing loan or cases of waiver/write off of debts/ loans/ interest etc. made by any lender to the Company. ii) In respect of operations of the company as a lender, being a Government Company, the company has properly accounted for such cases where existing loans given are restructured or cases of waiver/write off of debts /loans/interest etc. and there is no material financial impact of such cases.
3) Whether the funds received/ receivable for specific schemes from Central/State agencies were properly accounted for/ utilized as per its terms and conditions? List the cases of deviation	According to information and explanations given to us and based on our audit, the Company has accounted for and utilized the funds received for specific schemes from Central/ State agencies as per the terms and conditions of the schemes.

For SHIV & ASSOCIATES

Chartered Accountants

Firm's Registration Number: 009989N


Shiv Prakash Chaturvedi
Partner
Membership No 085084

Place: New Delhi

Date: 15th April 2025

UDIN: 25085084BMMBWD6474

Annexure-C to the Independent Auditor's Report

Report on the Internal Financial Controls Over Financial Reporting under Clause (1) of Sub-Section 3 of Section 143 of the Companies Act, 2013 (the Act)

We have audited the internal financial controls over financial reporting of Indian Renewable Energy Development Agency Limited, (the Company) as March 31, 2025 in conjunction with our audit of the standalone financial statements of the Company for the year ended on that date.

Management's Responsibility for Internal Financial Controls

The company's management is responsible for establishing and maintaining internal financial controls based on the internal control over financial reporting criteria established by the company considering the essential components of internal control stated in the Guidance Note on 'Audit of Internal Financial Controls Over Financial Reporting' issued by the Institute of Chartered Accountants of India ('ICAI'). These responsibilities include the design, implementation and maintenance of adequate internal financial controls that were operating effectively for ensuring the orderly and efficient conduct of its business, including adherence to company's policies, the safeguarding of its assets, the prevention and detection of frauds and errors, the accuracy and completeness of the accounting record, and timely preparation of reliable financial information, as required under the Companies Act, 2013.

Auditor's Responsibility

Our responsibility is to express an opinion on the Company's internal financial controls over financial reporting based on our audit. We conducted our audit in accordance with the 'Guidance Note on Audit of Internal Financial Controls Over Financial Reporting (the "Guidance Note")' and the 'Standards on Auditing', both issued by ICAI and deemed to be prescribed under section 143(10) of the Companies Act, 2013, to the extent applicable to an audit of internal financial controls, both applicable to an audit of Internal Financial Controls and both issued by the ICAI. Those Standards and the Guidance Note required that we comply with ethical requirements and plan and perform the audit to obtain reasonable assurance about whether adequate internal financial control over financial reporting was established and maintained and if such controls operated effectively in all material respects.

Our audit involves performing procedures to obtain audit evidence about the adequacy of the internal financial controls system over financial reporting and their operating effectiveness. Our audit of internal financial controls over financial reporting includes obtaining an understanding of internal financial controls over financial report, assessing the risk that a material weakness exists, and testing and evaluating the design and operating effectiveness of internal control based on the assessed risk. The procedures selected depend on the auditor's judgment, including the assessment of the risk of material misstatement of the financial statements, whether due to fraud or error.

We believe that the audit evidence we have obtained is sufficient and appropriate to provide a basis for our audit opinion on the Company's internal financial controls system over financial reporting.

Meaning of Internal Financial Controls over Financial Reporting

A Company's internal financial control over financial reporting is a process designed to provide reasonable assurance regarding the reliability of financial reporting and the preparation of financial statements for external purposes in accordance with generally accepted accounting principles. A



Company's internal financial control over financial reporting includes those policies and procedures that:

1. Pertain to the maintenance of records that, in reasonable detail, accurately and fairly reflect the transactions and dispositions of the assets of the Company;
2. Provide reasonable assurance that transactions are recorded as necessary to permit preparation of financial statements in accordance with generally accepted accounting principles, and that receipts and expenditures of the Company are being made only in accordance with authorizations of management and directors of the Company; and
3. Provide reasonable assurance regarding prevention or timely detection of unauthorized acquisition, use, or disposition of the Company's assets that could have a material effect on the financial statements.

Inherent Limitations of Internal Financial Controls Over Financial Reporting

Because of the inherent limitations of internal financial controls over financial reporting, including the possibility of collusion or improper management override of controls, material misstatements due to error or fraud may occur and not be detected, also, projections of any evaluation of the internal financial controls over financial reporting to future periods are subject to risk that the internal financial controls over financial reporting may become inadequate because of changes in conditions, or that the degree of compliance with the policies or procedures may deteriorate.

Opinion

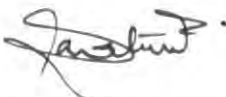
In our opinion, the Company has, in all material respects, an internal financial controls system over financial reporting and such financial controls system over financial reporting were operating effectively as at March 31, 2025, based on the internal control over financial reporting criteria established by the Company considering the essential components of internal control stated in the Guidance Note on Audit of Internal Financial Controls over Financial Reporting issued by the ICAI. Further, certain areas of accounting records for instance Effective Interest Rate calculation, Asset Liability Management (ALM) are in process of automation for better control.

Our opinion is not modified in respect of above matters.

For SHIV & ASSOCIATES

Chartered Accountants

Firm's Registration Number: 009989N



Shiv Prakash Chaturvedi

Partner

Membership No 085084

Place: New Delhi

Date: 15th April 2025

Standalone Statement of Profit and Loss for the year ended March 31, 2025

(₹ in Crores)

S.No.	Particulars	Note No.	Year ended 31.03.2025	Year ended 31.03.2024
I	Revenue From Operations			
i)	Interest Income	27	6,575.39	4,822.40
ii)	Fees and Commission Income	28	95.71	60.02
iii)	Net gain/(loss) on Fair Value Changes on Derivatives	29	13.13	(11.26)
iv)	Other Operating Income	30	58.18	92.77
	Total Revenue From Operations (I)		6,742.41	4,963.93
II	Other Income	31	12.37	1.36
III	Total Income (I+II)		6,754.78	4,965.29
IV	Expenses			
i)	Finance Cost	32	4,141.03	3,164.10
ii)	Net Translation/ Transaction Exchange Loss/(Gain)	33	41.61	(16.53)
iii)	Impairment on Financial Instruments	34	237.23	(67.22)
iv)	Employee Benefits Expenses	35	81.05	71.32
v)	Depreciation, Amortization and Impairment	36	38.80	30.35
vi)	Others Expenses	37	86.48	76.51
vii)	Corporate Social Responsibility Expense	38(38)	24.78	21.51
	Total Expenses (IV)		4,650.98	3,280.04
V	Profit/(Loss) Before Exceptional Items and Tax (III-IV)		2,103.80	1,685.25
VI	Exceptional Items		-	-
VII	Profit/(Loss) Before Tax (V-VI)		2,103.80	1,685.25
VIII	Tax Expense	38(3)		
	(i) Current Tax		471.31	413.03
	(ii) Deferred Tax		(66.11)	19.98
IX	Profit/(Loss) from Continuing Operations (VII-VIII)		1,698.60	1,252.24
	Profit/(Loss) from Discontinued Operations		-	-
X	Profit/(Loss) for the year		1,698.60	1,252.24
XI	Other Comprehensive Income (OCI)			
(A)	(i) Items that will not be reclassified to Profit or Loss			
	- Remeasurements of the Defined Benefit Plans -		(20.78)	(2.28)
	(ii) Income tax relating to items that will not be reclassified to Profit or Loss		5.23	0.57
	Subtotal (A)		(15.55)	(1.71)
(B)	(i) Items that will be reclassified to Profit or Loss -			
	-Effective portion of Gain/(Loss) on Hedging Instrument in Cash Flow Hedge Reserve		111.96	(207.25)
	(ii) Income tax relating to items that will be reclassified to Profit or Loss		(28.18)	52.16
	Subtotal (B)		83.78	(155.09)
	Other Comprehensive Income (A+B)		68.23	(156.80)
XII	Total Comprehensive Income for the year (X+XI) (Comprising Profit (Loss) and Other Comprehensive Income)		1,766.83	1,095.44
XIII	Earning per equity share (for Continuing Operations)			
	Basic (₹)		6.32	5.16
	Diluted (₹)		6.32	5.16
XIV	Earning per equity share (for Discontinued Operations)			
	Basic (₹)		-	-
	Diluted (₹)		-	-
XV	Earning per equity share (for Continuing and Discontinued operations)			
	Basic (₹)		6.32	5.16
	Diluted (₹)		6.32	5.16

Company Overview and Material Accounting Policies Information
The accompanying notes 1 to 38 form an integral part of the Standalone Financial Statements

As per our Audit Report of even date

For Shiv & Associates
Chartered Accountants
ICAI Regn No - 009989N

CA Shiv Prakash Chaturvedi
Partner
Membership No -085084



For and on Behalf of the Board of Directors

Dr. Bijay Kumar Mohanty
Director (Finance)
DIN No 08816532

Pradip Kumar Das
Chairman & Managing Director
DIN No 07448576

Place New Delhi
Date 15/04/2025



Ekta Madan
Company Secretary & Compliance Officer
ACS No 23391

Standalone Statement of Cash Flows for the year ended March 31, 2025

(₹ in Crores)

S.No.	Particulars	Year ended 31.03.2025	Year ended 31.03.2024
A	Cash Flow from Operating Activities:		
	Profit Before Tax	2,103.80	1,685.25
	Adjustment for:		
1	Loss / (Gain) on derecognition of Property, Plant and Equipment (Net)	0.54	0.64
2	Impairment on Financial Instruments	237.23	(67.22)
3	Depreciation and Amortization	38.80	30.35
4	Amortization adjustment due to WB Grant	0.37	3.98
5	Interest on Lease Liability	0.34	0.36
6	Net Translation/ Transaction Exchange Loss / (Gain)	41.61	(16.53)
7	Provision Written Back	(0.01)	-
8	Amounts Written Off / Bad debts	17.02	1.84
9	Provisions for Employee Benefits	4.09	4.45
10	Effective Interest Rate on Debt Securities	(7.36)	0.17
11	Effective Interest Rate on Borrowings other than Debt Securities	-	0.01
12	Effective Interest Rate on Subordinated Liabilities	(2.21)	0.08
13	Effective Interest Rate on Loans	45.05	7.76
14	Provision for Indirect Tax (Including on Guarantee Commission) & Others	23.22	20.15
15	Net Loss / (Gain) on Fair Value Changes on Derivatives	13.13	(11.26)
	Operating Profit before changes in Operating Assets and Liabilities	2,513.60	1,660.03
	Increase / Decrease in Operating Assets / Liabilities		
1	Loan Assets	(16,623.35)	(12,644.48)
2	Other Financial Assets	(71.97)	107.87
3	Other Non-Financial Assets	3.64	68.45
4	Trade Receivables	0.09	(1.01)
5	Other Non-Financial Liabilities	33.70	70.41
6	Other Financial Liabilities	225.02	(145.84)
7	Lease Liability	(0.39)	(0.09)
8	Trade Payable	1.81	2.80
9	Bank Balances other than Cash and Cash Equivalent	20.35	154.57
		(16,411.10)	(12,387.32)
	Cash Flow from Operations Before Exceptional Items	(13,897.50)	(10,727.29)
	Exceptional Item	-	-
	Net Cash Inflow/(Outflow) from Operations Before Tax	(13,897.50)	(10,727.29)
	Income Tax	(563.90)	(372.35)
	Net Cash Flow from Operating Activities	(14,461.40)	(11,099.64)
B	Cash Flow From Investing Activities:		
1	Purchase of Property, Plant & Equipment	(25.58)	(16.29)
2	Purchase of Intangible Assets	(1.93)	(4.52)
3	Sale of Property, Plant & Equipment	0.32	0.15
4	Investment in Government Securities (Net)	(490.39)	-
5	Investment in Equity Shares of Subsidiary	(26.00)	-
6	Additions to Capital Work-In-Progress (CWIP)	0.00	(2.50)
	Net Cash Flow from Investing Activities	(543.38)	(23.16)
C	Cash Flow from Financing Activities:		
1	Proceeds from Issue of Equity Shares	-	403.16
2	Proceeds from Securities Premium	-	886.96
3	Share Issue Expenses	-	(31.18)
4	Issue of Debt Securities (Net of redemptions)	10,740.00	6,870.16
5	Raising of Subordinated Liabilities including PDI (Net of redemptions)	2,157.37	-
6	Raising of Loans other than Debt Securities (Net of repayments)	2,063.33	2,929.72
7	Payment for Lease Liability	(0.29)	(0.27)
	Net Cash flow from Financing Activities	14,960.41	11,058.55
	Net Increase/Decrease in Cash and Cash Equivalents	(44.37)	(64.25)
	Cash and Cash Equivalents at the Beginning	74.21	138.45
	Cash and Cash Equivalents at the End	29.84	74.21
	Components of Cash and Cash Equivalents as at end of the year are:		
	In Current Accounts with Banks in Indian Branch	19.74	8.33
	In Current Accounts with Banks in Foreign Branch	-	0.03
	Short term Deposits in Foreign Branches	0.32	0.54
	In Overdraft Accounts with Banks	1.90	57.09
	In Deposit Accounts with Banks	-	0.66
	In Saving Bank Accounts with Banks	7.88	7.56
	Cheques Under Collection/DD In hand and Postage imprest	0.00	-
	Total Cash and Cash Equivalent as at end of the year	29.84	74.21

Company Overview and Material Accounting Policies Information

The accompanying notes 1 to 38 form an integral part of the Standalone Financial Statements

- The above statement of cash flows has been prepared under the indirect method as set out in Ind AS 7 'Statement of Cash Flows'
- Refer Note 38 (38) for amounts spend on construction / acquisition of assets and other purposes related to CSR activities
- There are no repatriation restrictions with respect to Cash and Cash Equivalents and Bank balances as at the end of the reporting year presented above
- Previous year figures have been rearranged and regrouped wherever necessary

As per our Audit Report of even date

For Shiv & Associates
Chartered Accountants
ICAI Regn No - 009989N

CA Shiv Prakash Chaturvedi
Partner
Membership No -085084



For and on Behalf of the Board of Directors

Dr. Bijay Kumar Mohanty
Director (Finance)
DIN No 08816532

Pradip Kumar Das
Chairman & Managing Director
DIN No 07448576

Ekta Mahtan
Company Secretary & Compliance Officer
ACS No 23391

Place New Delhi
Date 15.04.2025



Particulars	Number of Shares (Nos)	Amount (₹ in Crores)
Issued, Subscribed and Fully Paid up		
Opening Balance as on 01.04.2023	2,38,40,00,000	2,384.60
Change during the year		
Add: Issue during the year	40,31,64,706	403.16
Less: Fresh Issue of Equity Shares	-	-
Less: Calling up Unpaid Capital	2,68,77,64,706	2,087.76
Closing Balance as on 31.03.2024	2,68,77,64,706	2,087.76
Opening Balance as on 01.04.2024		
Change during the year		
Add: Issue during the year		
Less: Fresh Issue of Equity Shares	-	-
Less: Calling up Unpaid Capital	-	-
Closing Balance as on 31.03.2025	2,68,77,64,706	2,087.76

B Other Equity

Particulars	Reserve & Surplus							Total	
	General Reserve	Special Reserve as per Section 112 of Income Tax Act, 1961	Debiture Redemption Reserve	NBFC Reserve as per Section 115-IC of Reserve Bank of India Act, 1934	Retained Earnings	Securities Premium	Foreign Currency Monetary Item Translation Reserve		Cash Flow Hedge Reserve
Opening Balance as on 01.04.2023	1,910.48	1,317.10	397.75	461.83	2.51	866.06	(580.40)	141.07	3,650.57
Premium received on Shares issued during the year	-	-	-	-	-	(21.33)	-	-	866.96
Share issue expenses (net of tax benefit)	-	-	-	-	1,232.23	-	-	-	(23.33)
Profit for the year	-	-	-	-	(11.71)	-	-	-	1,252.23
Recognition of Defined Benefit Plans (Net of taxes)	-	-	-	-	-	-	-	(155.09)	(155.09)
Recognition through OCI (Net of Taxes)	-	-	-	-	1,250.52	-	-	(155.09)	(155.09)
Total Comprehensive Income for the year ended 31.03.2024	700.00	264.00	(0.33)	251.00	(1,214.77)	-	-	-	1,095.43
Net Transfers to / from Retained Earnings during the year	-	-	-	-	-	-	-	-	-
Adjustment for Share Issue Expenses	-	-	-	-	-	-	-	-	258.62
Additions to FCTMR during the year	-	-	-	-	-	-	-	-	(16.59)
Amortisation of FCTMR during the year	-	-	-	-	-	-	-	-	(16.59)
Closing Balance as on 31.03.2024	2,610.48	1,581.10	397.75	712.83	38.26	863.63	(218.37)	(14.82)	5,971.66
Opening Balance as on 01.04.2024	2,610.48	1,581.10	397.75	712.83	38.26	863.63	(218.37)	(14.82)	5,971.66
Premium received on Shares issued during the year	-	-	-	-	-	-	-	-	-
Share issue expenses (net of tax benefit)	-	-	-	-	-	-	-	-	-
Profit for the year	-	-	-	-	1,698.60	-	-	-	1,698.60
Recognition of Defined Benefit Plans (Net of taxes)	-	-	-	-	(15.55)	-	-	-	(15.55)
Recognition through OCI (net of taxes)	-	-	-	-	-	-	-	83.78	83.78
Total Comprehensive Income for the year ended 31.03.2025	(957.00)	362.00	41.26	340.00	1,683.04	-	-	83.78	1,766.82
Net Transfers to / from Retained Earnings during the year	-	-	-	-	(1,693.26)	-	-	-	(1,693.26)
Adjustment for Share Issue Expenses	-	-	-	-	-	-	-	-	8.63
Additions to FCTMR during the year	-	-	-	-	-	-	-	-	(65.26)
Amortisation of FCTMR during the year	-	-	-	-	-	-	-	-	4.55
Closing Balance as on 31.03.2025	3,560.48	1,943.10	439.01	1,052.83	28.04	864.26	(279.00)	69.76	7,578.41

The accompanying notes 1 to 18 form an integral part of the Standalone Financial Statements

As per our Audit Report of even date

For Shiv & Associates
Chartered Accountants
ICAI Regn No - 007990N

CA Shiv Prakash Chauhan
Partner
Membership No - 0846084



For and on Behalf of the Board of Directors

Dr. Bijay Kumar Mohanty
Director (Finance)
DIN No 08816532

Pradip Kumar Das
Chairman & Managing Director
DIN No 07448576

Ekta Madan
Compliance Officer
ACS No 25391



Place: New Delhi
Date: 13/04/2025

Note 1 : Material Accounting Policies Forming Part of Financial Statement

1) Corporate Information

Indian Renewable Energy Development Agency Limited ("IREDA" or the "Company") (CIN : L65100DL1987GOI027265) was incorporated in India in the year 1987. The company is a Public Limited Company, domiciled in India and is limited by shares having its registered office and principal place of business at 1st Floor, India Habitat Centre, East Court, Core- 4A, Lodhi Road, New Delhi - 110003. In addition to the registered office of the company, the company also has branch offices and also owns a 50 MW Solar project situated at Kasargod in the state of Kerala.

The company also has a wholly owned subsidiary company named as "IREDA Global Green Energy Finance IFSC Ltd" in IFSC (International Financial Services Centre)-GIFT City (Gujarat International Finance Tec-City).

The company is a Government of India [Navratna] enterprise under the administrative control of Ministry of New and Renewable Energy (MNRE) and is engaged in promoting, developing and extending financial assistance for setting up projects relating to new and renewable sources of energy, energy efficiency & conservation with the motto: "ENERGY FOR EVER".

The company is a systemically important non-deposit taking non-banking financing company (NBFC-NDSI) / NBFC Middle Layer (ML) registered as an Infrastructure Finance Company (IFC) with the Reserve Bank of India. Being a NBFC, the company is regulated by the Reserve Bank of India.

Equity shares and debt securities of the company are listed on National Stock Exchange of India Limited (NSE) and BSE Ltd.

2) Basis of Preparation

(i) Statement of Compliance with Ind AS

The financial statements of the Company have been prepared in accordance with the Sec. 133 of the Companies Act 2013 and in compliance with the Indian Accounting Standards (Ind AS) issued by the Ministry of Corporate Affairs under the Companies (Indian Accounting Standards) Rules, 2015 and as further amended.

The financial statements are prepared on a going concern basis and on accrual basis of accounting. The Company has adopted historical cost convention except for certain items which have been measured on a different basis and such basis is disclosed in the relevant accounting policy.

Accounting policies have been consistently applied except where a newly issued accounting standard is initially adopted or a revision to an existing accounting standard requires a change in the accounting policy hitherto in use.

(ii) Use of estimates

The preparation of the Company's financial statements requires management to make judgments, estimates, and assumptions that affect the reported amounts of revenues, expenses, assets and liabilities, and the related disclosures. Management believes that the estimates used in the preparation of financial statement are prudent and reasonable. Future result could differ from these estimates. Any revision to accounting estimate is recognized prospectively in current and future period.

Significant management judgment in applying accounting policies and estimation of uncertainty

(A) Significant management judgments

Recognition of deferred tax assets/ liability – The extent to which deferred tax assets can be recognized is based on an assessment of the probability of the future taxable income against which the deferred tax assets can be utilized. Further, the Company Management has no intention to make withdrawal from the Special Reserve created and maintained under section 36(1)(viii) of the Income tax Act, 1961 and thus, the special reserve created and maintained is not capable of being reversed. Hence, the company does not create any deferred tax liability on the said reserve.



Note 1 : Material Accounting Policies Forming Part of Financial Statement

Evaluation of indicators for impairment of assets – The evaluation of the applicability of indicators of impairment of assets requires assessment of several external and internal factors which could result in deterioration of the recoverable amount of the assets.

Non recognition of Interest Income on Credit Impaired Loans - Interest income on credit-impaired loan assets is not being recognised as a matter of prudence, pending the outcome of resolutions of stressed assets.

Materiality of Prior Period item

Prior period items which are not material are not corrected retrospectively through restatement of comparative amounts and are accounted for in current year.

Omissions or misstatements of items are material if they could, individually or collectively, influence the economic decisions that users make on the basis of the financial statements. Materiality depends on the size and nature of the omission or misstatement judged in the surrounding circumstances. The combination of size and nature of the items are the determining factor.

(B) Significant estimates

Useful lives of depreciable/amortizable assets – Management reviews its estimate of the useful lives of depreciable/ amortizable assets at each reporting date, based on the expected utility of the assets. Uncertainties in these estimates relate to technical and economic obsolescence that may change the utility of assets.

Defined benefit obligation (DBO) – Management's estimate of the DBO is based on a number of underlying assumptions such as standard rates of inflation, mortality, discount rate and anticipation of future salary increases. Variation in these assumptions may significantly impact the DBO amount and the annual defined benefit expenses.

Fair value measurements – Management applies valuation techniques to determine the fair value of financial instruments (where active market quotes are not available). This involves developing estimates and assumptions consistent with how market participants would price the instrument. In estimating the fair value of an asset or a liability, the Company uses market observable data to the extent it is available. In case of non-availability of market-observable data, Level 2 & Level 3 hierarchy is used for fair valuation.

Income Taxes – Significant estimates are involved in determining the provision for income taxes, including amount expected to be paid/recovered for uncertain tax positions and in respect of expected future profitability to assess deferred tax asset.

Expected Credit Loss ('ECL') – The measurement of an expected credit loss allowance for financial assets measured at amortized cost requires the use of complex models and significant assumptions about future economic conditions and credit behavior (e.g., likelihood of customers defaulting and resulting losses). The Company makes significant judgments about the following while assessing expected credit loss to estimate ECL:

- Determining criteria for a significant increase in credit risk;
- Establishing the number and relative weightings of forward-looking scenarios for each type of product/ market and the associated ECL;
- Establishing groups of similar financial assets to measure ECL; and
- Estimating the probability of default and loss given default (estimates of recoverable amounts in case of default).

Provisions: The timing of recognition and quantification of the liability (including litigations) requires the application of judgement to existing facts and circumstances, which can be subject to change.



Note 1 : Material Accounting Policies Forming Part of Financial Statement

carrying amounts of provisions and liabilities are reviewed regularly and revised to take account of changing facts and circumstances.

(iii) Functional and Presentation currency

The financial statements are presented in Indian Rupee ('INR') which is the functional currency of the Company .

3) MATERIAL ACCOUNTING POLICIES

(i) Property, Plant and Equipment (PPE)

Tangible Assets (PPE)

The PPE (Tangible assets) is initially recognized at cost.

The cost of an item of Property, Plant and Equipment comprises of its purchase price, including import duties, non-refundable taxes, after deducting trade discounts & rebates, borrowing cost if capitalization criteria are met and any cost directly attributable in bringing the asset to the location and condition necessary for it to be ready for its intended use. Stores and spares which meet the recognition criteria of Property, Plant and Equipment are capitalized and added in the carrying amount of the underlying asset.

The Company has adopted the cost model of subsequent recognition to measure the Property, Plant and Equipment. Consequently, all Property, Plant and Equipment are carried at its cost less accumulated depreciation and accumulated impairment losses, if any.

De-recognition

An item of PPE is derecognized on disposal, or when no future economic benefits are expected from use. Gains or losses arising from de-recognition of a PPE measured as the difference between the net disposal proceeds and the Carrying amount of the asset are recognized in the Statement of Profit and Loss when the asset is derecognized.

Capital Work-in-Progress

The cost of PPE under construction at the reporting date is disclosed as 'Capital work-in-progress.' The cost comprises purchase price, import duties, non-refundable taxes, after deducting trade discounts & rebates, borrowing cost if capitalization criteria are met and any cost directly attributable in bringing the asset to the location and condition necessary for it to be ready for its intended use. Advances paid for the acquisition/ construction of PPE which are outstanding at the balance sheet date are classified under 'Capital Advances.'

(ii) Intangible Assets and Amortisation

Intangible assets are initially measured at cost. The cost comprises purchase price, import duties, non-refundable taxes, after deducting trade discounts & rebates, borrowing cost if capitalization criteria are met and any cost directly attributable in bringing the asset to the condition necessary for it to be ready for its intended use. Such assets are recognized where it is probable that the future economic benefits attributable to the assets will flow to the Company.

All intangible assets with finite useful life are subsequently recognized at cost model. These intangible assets are carried subsequently at its cost less accumulated amortization and accumulated impairment loss if any.

Intangible Assets under Development

Expenditure incurred which are eligible for capitalization under intangible assets is carried as 'Intangible assets under development' till they are ready for their intended use.



Note 1 : Material Accounting Policies Forming Part of Financial Statement

Derecognition

An intangible asset is derecognized on disposal, or when no future economic benefits are expected from use. Gains or losses arising from de-recognition of an intangible asset, measured as the difference between the net disposal proceeds and the carrying amount of the asset are recognized in the Statement of Profit and Loss when the asset is derecognized.

(iii) Depreciation and Amortization

Depreciation on Tangible PPE is provided in accordance with the manner and useful life as specified in Schedule -II of the Companies Act 2013, on Written Down Basis (WDV) except for the assets mentioned as below:

- Depreciation on Library books is provided @ 100% in the year of purchase.
- Depreciation on PPE of Solar Power Project is provided on Straight Line Method at rates/methodology prescribed under the relevant Central Electricity Regulatory Commission (CERC) and relevant state Commission Tariff Orders.
- Depreciation is provided @100% in the financial year of purchase in respect of assets of ₹ 5,000/- or less.
- Amortization of intangible assets is being provided on straight line basis.
- Useful lives for all PPE & Intangible assets are reviewed at each reporting date. Changes, if any, are accounted for as changes in accounting estimates.

• Useful life of assets as per Schedule II:

Asset Description	Estimated Useful Life	Residual Value as a %age of original cost
Building	60 years	5%
Computers and Data Processing Units		
-Laptops / Computers	3 years	5%
-Servers	6 years	5%
Office Equipment's	5 years	5%
Furniture and Fixtures	10 years	5%
Vehicles	8 years	5%
Intangible Assets	5 years	0%

• Useful life of assets as per CERC order

Asset Description	Estimated Useful Life	Residual Value as a %age of original cost
Solar Plant	25 years	10%

(iv) Government and Other Grants / Assistance

The Company may receive government grants that require compliance with certain conditions related to the Company's operating activities or are provided to the Company by way of financial assistance on the basis of certain qualifying criteria.

Government grants are recognised when there is reasonable assurance that the grant will be received, and the Company will be able to comply with the conditions attached to them. These grants are classified as grants relating to assets and revenue based on the nature of the grant.

Government grants with a condition to purchase, construct or otherwise acquire long term assets are initially recognized as deferred income. Once recognized as deferred income, such grants are



Note 1 : Material Accounting Policies Forming Part of Financial Statement

recognised in the statement of profit and loss on a systematic basis over the useful life of the asset. Changes in estimates are recognized prospectively over the remaining life of the asset.

Grant related to subsidy are deferred and recognised in the statement of profit and loss over the period that the related costs, for which it is intended to compensate, are expensed.

Grant-in-aid for financing projects in specified sectors of New and Renewable Sources of Energy (NRSE) is treated and accounted as deferred income.

The expenditure incurred under Technical Assistance Programme (TAP) is accounted for as recoverable and shown under the head 'Other Financial Assets'. The assistance reimbursed from Multilateral/Bilateral Agencies is credited to the said account.

(v) Leases

As a lessee

The Company assesses at contract inception whether a contract is, or contains, a lease. A contract is, or contains, a lease if the contract conveys the right to control the use of an identified asset for a period of time in exchange for consideration. To assess whether a contract conveys the right to control the use of an identified asset, the Company assesses whether:

- i. The contract involves the use of an identified asset;
- ii. The Company has substantially all of the economic benefits from use of the asset through the period of the lease, and
- iii. The Company has the right to direct the use of the asset.

The Company applies a single recognition and measurement approach for all leases, except for short-term leases and leases of low-value assets. The Company recognizes lease liabilities to make lease payments and right-of-use assets representing the right to use the underlying assets.

i) Right-of-use assets

The Company recognizes right-of-use assets at the commencement date of the lease (i.e., the date the underlying asset is available for use). Right-of-use assets are measured at cost, less any accumulated depreciation and impairment losses and adjusted for any re-measurement of lease liabilities. The cost of right-of-use assets includes the amount of lease liabilities recognised, initial direct costs incurred, and lease payments made at or before the commencement date less any lease incentives received. Right-of-use assets are depreciated on a straight-line basis over the estimated useful life of the assets.

ii) Lease liabilities

At the commencement date of the lease, the Company recognizes lease liabilities measured at the present value of lease payments to be made over the lease term. The lease payments include fixed payments (including in-substance fixed payments) less any lease incentives receivable, variable lease payments that depend on an index or a rate, and amounts expected to be paid under residual value guarantees. The Company uses its incremental borrowing rate at the lease commencement date because the interest rate implicit in the lease is not readily determinable. The incremental borrowing rate is the SBI MCLR rate for the period of the loan if the loan is up to 3 years. For a period, greater than 3 years, SBI MCLR rate for 3 years may be taken.

iii) Short-term leases and leases of low-value assets

Lease payments on short-term leases (which has a lease term of up to 12 months) and leases of low value assets (asset value up to ₹ 10,00,000/-) are recognised as expense over the lease term. Lease term is determined by taking non-cancellable period of a lease, together with both:



Note 1 : Material Accounting Policies Forming Part of Financial Statement

- a) Periods covered by an option to extend the lease if the lessee is reasonably certain to exercise that option; and
- b) Periods covered by an option to terminate the lease if the lessee is reasonably certain not to exercise that option.

As a lessor

When the Company acts as a lessor, it determines at lease inception whether each lease is a finance lease or an operating lease. To classify each lease, the Company makes an overall assessment of whether the lease transfers substantially all the risk and rewards incidental to the ownership of the underlying asset. If this is the case, then the lease is a finance lease, if not, then it is an operating lease. As part of the assessment, the Company considers certain indicators such as whether the lease is for the major part of the economic life of the asset. If an arrangement contains lease and non-lease components, the Company applies Ind AS 115 "Revenue from contract with customers" to allocate the consideration in the contract. The Company recognizes lease payments received under operating lease as income on a straight-line basis over the lease term as part of "Revenue from operations".

(vi) Investments in Subsidiary, Associates and Joint Venture

- The company accounts investment in subsidiary, joint ventures, and associates at cost. An entity controlled by the company is considered as a subsidiary of the company. Investments in subsidiary company outside India are translated at the rate of exchange prevailing on the date of acquisition.
- Investments where the company has significant influence are classified as associates. Significant influence is the power to participate in the financial and operating policy decisions of the investee but is not control or joint control over those policies.
- A joint arrangement whereby the parties that have joint control of the arrangement have rights to the net assets of the joint arrangement is classified as a joint venture. Joint control is the contractually agreed sharing of control of an arrangement, which exists only when decisions about the relevant activities require unanimous consent of the parties sharing control.

Impairment Loss on Investment in Associate or joint Venture

If there is an indication of impairment in respect of entity's investment in associate or joint venture, the carrying value of the investment is tested for impairment by comparing the recoverable amount with its carrying value and any resulting impairment loss is charged against the carrying value of investment in associate or joint venture.

(vii) Impairment of Non-Financial Asset

The Company assesses at each reporting date, whether there is an indication that an asset may be impaired. If any indication exists, the Company estimates the asset's recoverable amount. An asset's recoverable amount is the higher of an assets or cash-generating units (CGU) fair value less costs of disposal and its value in use. Recoverable amount is determined for an individual asset, unless the asset does not generate cash inflows that are largely independent of those from other assets or Group of assets. When the carrying amount of an asset or CGU exceeds its recoverable amount, the asset is considered impaired and is written down to its recoverable amount.

In assessing value in use, the estimated future cash flows are discounted to their present value using a pre-tax discount rate that reflects current market assessments of the time value of money and the risks specific to the asset. In determining fair value less costs of disposal, recent market transactions are taken into account. If no such transactions can be identified, an appropriate valuation model is used.

(viii) Cash and cash equivalents

Cash comprises of cash in hand, cash at bank including debit balance in bank overdraft, if any, demand deposits with banks, commercial papers and foreign currency deposits. Cash equivalents are short term deposits (with an original maturity of three months or less from the date of acquisition), highly



Note 1 : Material Accounting Policies Forming Part of Financial Statement

liquid investments that are readily convertible into known amounts of cash and which are subject to insignificant risk of changes in value.

(ix) Borrowing costs

General and specific borrowing costs directly attributable to the acquisition, construction or production of qualifying asset are capitalized up-to the date when the asset is ready for its intended use after netting off any income earned on temporary investment of such funds.

To the extent that the Company borrows funds generally and uses them for the purpose of obtaining a qualifying asset, the amount of borrowing costs eligible for capitalisation is determined by applying a capitalisation rate to the expenditures on that asset.

Other borrowing costs are expensed in the period in which they are incurred.

(x) Foreign currency transactions

Transactions in currencies other than the functional currency are recognized at the rates of exchange prevailing at the dates of the transactions.

At the end of each reporting period, monetary items denominated in foreign currencies are retranslated at the rates prevailing at that date. Foreign exchange gains and losses resulting from the settlement of such transactions and the re-measurement of monetary items denominated in foreign currency at period-end exchange rates are recognized in the Statement of Profit and Loss.

Foreign Currency Monetary Item Translation Reserve Account (FCMITR) represents unamortized foreign exchange gain/loss on Long-term Foreign Currency Borrowings that are amortized over the tenure of the respective borrowings. IREDA had adopted exemption of para D13AA of Ind AS 101, according to which it may continue the policy adopted for accounting for exchange differences arising from translation of long-term foreign currency monetary items recognized in the financial statements for the period ending immediately before the beginning of the first Ind AS financial reporting period as per the previous GAAP. Accordingly, all transactions in foreign currency are recorded at the exchange rate prevailing at the date of the transaction. The exchange differences arising on reporting of long-term foreign currency monetary items outstanding as on March 31, 2018, at rate prevailing at the end of each reporting period, different from those at which they were initially recorded during the period, or reported in previous financial statements, are accumulated in FCMITR Account, and amortized over the balance period of such long-term monetary item, by recognition as income or expense in each of such period. Long-term foreign currency monetary items are those which have a term of twelve months or more at the date of origination.

Short-term foreign currency monetary items (having a term of less than twelve months at the date of origination) are translated at rate prevailing at the end of each reporting period. The resultant exchange fluctuation is recognized as income or expense in each of such periods.

As per Para 27 of Ind AS 21, exchange difference on monetary items that qualify as hedging instruments in cash flow hedge are recognized in other comprehensive income to the extent hedge is effective. Accordingly, company recognize the exchange difference due to translation of foreign currency loans at the exchange rate prevailing on reporting date in cash flow hedge reserve.

(xi) Earnings per Share

The basic earnings per share is computed by dividing the net profit after tax by the weighted average number of equity shares outstanding during the year.

Diluted earnings per share is computed by dividing adjusted net profit after tax by the aggregate of weighted average number of equity shares and dilutive potential equity shares outstanding during the year. The number of equity shares and potentially dilutive equity shares are adjusted for share splits / reverse share splits and bonus shares, as appropriate.

(xii) Provisions

A provision is recognized when the company has a present obligation (Legal or Constructive) as a result of past event, and it is probable that an outflow of resources will be required to settle the obligation in respect of which a reliable estimate can be made.



Note 1 : Material Accounting Policies Forming Part of Financial Statement

(xiii) Contingent liabilities

Contingent liabilities are not recognized but disclosed in Notes when the company has possible obligation due to past events and existence of the obligation depends upon occurrence or non-occurrence of future events not wholly within the control of the company and Present obligations arising from past events where it is not probable that an outflow of resources will be required to settle the obligation or a reliable estimate of the amount of the obligation cannot be made.

Contingent liabilities are assessed continuously to determine whether outflow of Economic resources have become probable. If the outflow becomes probable, then relative provision is recognized in the financial statements.

(xiv) Contingent Assets

Contingent Assets are not recognized but disclosed in Notes which usually arise from unplanned or other unexpected events that give rise to the possibility of an inflow of economic benefits.

Contingent assets are assessed continuously to determine whether inflow of economic benefits becomes virtually certain, then such assets and the relative income will be recognised in the financial statements.

(xv) Segment Reporting

Operating segments are reported in a manner consistent with the internal reporting provided to the chief operating decision maker. The Chairman and Managing Director (CMD) of the Company have been identified as the Chief Operating Decision Maker (CODM).

(xvi) Material prior period errors

Material prior period errors are corrected retrospectively by restating the comparative amounts for the prior periods presented in which the error occurred. If the error occurred before the earliest period presented, the opening balances of assets, liabilities and equity for the earliest period presented, are restated unless it is impracticable, in which case, the comparative information is adjusted to apply the accounting policy prospectively from the earliest date practicable.

(xvii) Taxation

Current tax

The tax currently payable is based on taxable profit for the year. Taxable profit differs from 'profit before tax' as reported in the statement of profit and loss /other comprehensive income because of items of income or expense that are taxable or deductible in other years and items that are never taxable or deductible. The Company's current tax is calculated using tax rates that have been enacted or substantively enacted by the end of the reporting period.

Current tax is recognized in the statement of profit and loss, except when they relate to items that are recognized in other comprehensive income or directly in equity, in which case, the current tax is also recognized in other comprehensive income or directly in equity respectively. Where current tax arises from the initial accounting for a business combination, the tax effect is included in the accounting for the business combination.

Deferred tax

Deferred tax is recognized in respect of temporary differences between the carrying amounts of assets and liabilities in the financial statements and the corresponding amounts used for taxation purpose.

Deferred tax liabilities are generally recognized for all taxable temporary differences.

Deferred tax assets are generally recognized only to the extent that it is probable that future taxable profits will be available against which the assets can be utilized. The carrying amount of deferred tax assets is reviewed at the end of each reporting period and reduced to the extent that it is no longer probable that the related tax benefit will be realized.



Note 1 : Material Accounting Policies Forming Part of Financial Statement

Current and deferred tax are recognized in the statement of profit and loss, except when they relate to items that are recognized in other comprehensive income or directly in equity, in which case, the current and deferred tax are also recognized in other comprehensive income or directly in equity respectively.

(xviii) Investment Property

Investment properties are properties held to earn rentals and/or for capital appreciation (including property under construction for such purposes). Investment properties are measured initially at cost, including import duties, non-refundable taxes, after deducting trade discounts & rebates, borrowing cost if capitalization criteria are met and any cost directly attributable in bringing the asset to the location and condition necessary for it to be ready for its intended use.

After initial recognition, the company measures investment property by using cost model.

An investment property is derecognized upon disposal or when the investment property is permanently withdrawn from use and no future economic benefits are expected from the disposal. Any gain or loss arising on de recognition of the property (calculated as the difference between the net disposal proceeds and the carrying amount of the asset) is included in the statement of profit and loss in the period in which the property is derecognized.

Investment properties are depreciated in accordance to the class of asset that it belongs and the life of the asset shall be as conceived for the same class of asset at the Company.

Though investment property is measured using cost model, the fair value of investment property is disclosed in the notes.

(xix) Employee Benefits

a) Short-term employee benefits

Short-term employee benefits including salaries, short term compensated absences (such as a paid annual leave) where the absences are expected to occur within twelve months after the end of the period in which the employees render the related service, profit sharing and bonuses payable within twelve months after the end of the period in which the employees render the related services and non-monetary benefits for current employees are estimated and measured on an undiscounted basis.

b) Post-employment benefit plans are classified into defined benefits plans and defined contribution plans as under:


(i) Defined contribution plan

A defined contribution plan is a plan under which the Company pays fixed contributions in respect of the employees into a separate fund. The Company has no legal or constructive obligations to pay further contributions after its payment of the fixed contribution. The contributions made by the Company towards defined contribution plans are charged to the statement of profit and loss in the period to which the contributions relate.

(ii) Defined benefit plan

The Company has an obligation towards gratuity, Post-Retirement Medical Benefit (PRMB) and Other Defined Retirement Benefit (ODRB) which are being considered as defined benefit plans covering eligible employees. Under the defined benefit plans, the amount that an employee will receive on retirement is defined by reference to the employee's length of service, final salary, and other defined parameters. The legal obligation for any benefits remains with the Company, even if plan assets for funding the defined benefit plan have been set aside.

The Company's obligation towards defined benefit plans is determined using the projected unit credit method, with actuarial valuations being carried out at the end of each annual reporting period. The liability recognized in the statement of financial position for defined benefit plans is the present value of the Defined Benefit Obligation (DBO) at the reporting date less the fair value of plan assets. Management estimates the DBO annually with the assistance of independent actuaries.



Note 1 : Material Accounting Policies Forming Part of Financial Statement

Actuarial gains/losses resulting from re-measurements of the liability/asset are included in Other Comprehensive Income.

The liability for retirement benefits of employees in respect of provident fund, benevolent fund, superannuation fund and Gratuity is funded with separate trusts.

The company's contribution to Provident Fund / Superannuation Fund is remitted to separate trusts established for this purpose based on a fixed percentage of the eligible employee's salary and debited to Statement of Profit and Loss.

c) Other long-term employee benefits:

Liability in respect of compensated absences becoming due or expected to be availed more than one-year after the balance sheet date is estimated on the basis of actuarial valuation performed by an independent actuary using the projected unit credit method.

Actuarial gains and losses arising from past experience and changes in actuarial assumptions are charged to statement of profit and loss in the period in which such gains or losses are determined.

(xx) Financial instruments

Initial recognition and measurement

Financial assets and financial liabilities are recognized when the Company becomes a party to the contractual provisions of the financial instrument and are measured initially at fair value adjusted by transactions costs, except for those carried at fair value through profit or loss. Subsequent measurement of financial assets and financial liabilities is described below.

Classification and subsequent measurement of financial assets

For the purpose of subsequent measurement, financial assets are classified into the following categories upon initial recognition:

- Amortized cost
- Financial assets at fair value through profit or loss (FVTPL)
- Financial assets at fair value through other comprehensive income (FVOCI)

All financial assets except for those at FVTPL or equity instruments at FVOCI are subject to review for impairment at least at each reporting date to identify whether there is any objective evidence that a financial asset or a group of financial assets is impaired. Different criteria to determine impairment are applied to each category of financial assets, which are described below.

Loan at Amortised Cost

Loans (financial asset) are measured at amortized cost using Effective Interest Rate (EIR) if both of the following conditions are met:

- a) The financial asset is held within a business model whose objective is to hold financial assets to collect contractual cash flows; and
- b) The contractual terms of the financial asset give rise on specified dates to cash flows that are solely payments of principal and interest on the principal amount outstanding.

A loss allowance for expected credit losses is recognized on financial assets carried at amortized cost.

Financial assets at Fair Value through Profit or Loss (FVTPL)

Financial assets at FVTPL include all derivative financial instruments except for those designated and effective as hedging instruments, for which the hedge accounting requirements are being applied. Assets in this category are measured at fair value with gains or losses recognized in the statement of profit and loss. The fair values of financial assets in this category are determined by reference to active market transactions or using a valuation technique where no active market exists.



Note 1 : Material Accounting Policies Forming Part of Financial Statement

□ Financial assets at Fair Value through Other Comprehensive Income (FVOCI)

Financial assets at FVOCI comprise of equity instruments measured at fair value. An equity investment classified as FVOCI is initially measured at fair value plus transaction costs. Gains and losses are recognized in other comprehensive income and reported within the FVOCI reserve within equity, except for dividend income, which is recognized in profit or loss. There is no recycling of such gains and losses from OCI to Statement of Profit & Loss, even on the derecognition of the investment. However, the Company may transfer the same within equity.

De-recognition of financial assets

Financial assets (or where applicable, a part of financial asset or part of a group of similar financial assets) are derecognized (i.e., removed from the Company's balance sheet) when the contractual rights to receive the cash flows from the financial asset have expired, or when the financial asset and substantially all the risks and rewards are transferred. The Company also derecognizes the financial asset if it has both transferred the financial asset and the transfer qualifies for de-recognition.

Classification and subsequent measurement of financial liabilities

Financial liabilities are measured subsequently at amortized cost using the effective interest method, except for derivative financial liabilities which are carried at FVTPL, subsequently at fair value with gains or losses recognized in the statement of profit and loss. (FVTPL). All host contracts which are in nature of a financial liability and separated from embedded derivative are measured at amortized cost using the effective interest method.

De-recognition of financial liabilities

A financial liability is derecognized when the obligation under the liability is discharged or cancelled or expires. When an existing financial liability is replaced by another from the same lender on substantially different terms or the terms of an existing liability are substantially modified, such an exchange or modification is treated as the de-recognition of the original liability and the recognition of a new liability. The difference in the respective carrying amounts is recognized in the statement of profit and loss.

Derivative financial instruments

The Company is exposed to foreign currency fluctuations on foreign currency assets and liabilities. The Company limits the effect of foreign exchange rate fluctuations by following established risk management policies including the use of derivatives.

The Company use Derivative instrument includes principal swap, Cross Currency & Interest Rate Swap (CCIRS), forwards, interest rate swaps, currency and cross currency options, structured product, etc. to hedge foreign currency assets and liabilities.

Derivatives are recognized and measured at fair value (MTM). Attributable transaction costs are recognized in statement of profit and loss as cost.

De-recognition of Financial asset:

Financial assets are derecognized when the contractual right to receive cash flows from the financial assets expires or transfers the contractual rights to receive the cash flows from the asset.

Hedge Accounting

Derivative financial instruments are accounted for at fair value through profit and loss (FVTPL) except for derivatives designated as hedging instruments in cash flow hedge relationships, which require a specific accounting treatment. To qualify for hedge accounting, the hedging relationship must meet all of the following requirements:

- there is an economic relationship between the hedged item and the hedging instrument
- the effect of credit risk does not dominate the value changes that result from that economic relationship

the hedge ratio of the hedging relationship is the same as that resulting from the quantity of the hedged item that the entity actually hedges and the quantity of the hedging instrument that the entity actually uses to hedge that quantity of hedged item.



Note 1 : Material Accounting Policies Forming Part of Financial Statement

The Company has designated mostly derivative contracts as hedging instruments in cash flow hedge relationships. These arrangements have been entered into to mitigate foreign currency exchange risk and interest rate risk arising against which debt instruments denominated in foreign currency.

- Cash Flow hedging is done to protect cash flow positions of the company from changes in exchange rate fluctuations and to bring variability in cash flow to fixed ones.
- The Company enters into hedging instruments in accordance with policies as approved by the Board of Directors; provide written principles which are consistent with the risk management strategy/policies of the Company.
- All derivative financial instruments used for hedge accounting are recognised initially at fair value and reported subsequently at fair value in the balance sheet.

The hedge instruments are designated and documented as hedges at the inception of the contract. The effectiveness of hedge instruments is assessed and measured at inception and on an on-going basis. The effective portion of change in the fair value as assessed based on MTM valuation provided by respective banks/third party valuation of the designated hedging instrument is recognized in the "Other Comprehensive Income" as "Cash Flow Hedge Reserve". The ineffective portion is recognized immediately in the Statement of Profit and Loss as and when occurs.

At the time the hedged item affects profit or loss, any gain or loss previously recognised in other comprehensive income is reclassified from equity to profit or loss and presented as a reclassification adjustment within other comprehensive income.

If the hedging relationship no longer meets the criteria for hedge accounting, then hedge accounting is discontinued prospectively. If the hedging instrument expires or sold, terminated or exercised, the cumulative gain or loss on the hedging instrument recognized in Cash Flow Hedge Reserve remains in Cash Flow Hedge Reserve till the period the hedge was effective. The cumulative gain or loss previously recognized in the Cash Flow Hedge Reserve is transferred to the Statement of Profit and Loss upon the occurrence of the underlying transaction.

Impairment

Impairment of financial assets

Loan assets

The Company follows a 'three-stage' model for impairment of loan asset carried at amortized cost based on changes in credit quality since initial recognition as summarized below:

- Stage 1 includes loan assets that have not had a significant increase in credit risk since initial recognition or that has low credit risk at the reporting date.
- Stage 2 includes loan assets that have had a significant increase in credit risk since initial recognition but that do not have objective evidence of impairment.
- Stage 3 includes loan assets that have objective evidence of impairment at the reporting date.

The Expected Credit Loss (ECL) is measured at 12-month ECL for Stage 1 loan assets and lifetime ECL for Stage 2 and Stage 3 loan assets. ECL is the product of the Probability of Default, Exposure at Default and Loss Given Default, defined as follows:

Probability of Default (PD) - The PD represents the likelihood of a borrower defaulting on its financial obligation, either over the next 12 months (12 months PD), or over the remaining lifetime (Lifetime PD) of the obligation.

Loss Given Default (LGD) - LGD represents the Company's expectation of the extent of loss on a defaulted exposure. LGD varies by type of counterparty, type, and preference of claim and availability of collateral or other credit support.



Note 1 : Material Accounting Policies Forming Part of Financial Statement

Exposure at Default (EAD) – EAD is based on the amount of outstanding exposure as on the assessment date on which ECL is computed.

Forward-looking economic information is included in determining the 12-month and lifetime PD, EAD and LGD. The assumptions underlying the expected credit loss are monitored and reviewed on an on-going basis.

☐ Financial Instruments other than Loans consist of:-

- Financial assets include cash and cash equivalents, trade receivables, unbilled revenues, finance lease receivables, employee and other advances.
- Financial liabilities include borrowings, bank overdrafts, trade payables.

Non derivative financial instruments other than loans are recognized initially at fair value including any directly attributable transaction costs. Financial assets are derecognized when substantial risks and rewards of ownership of the financial asset have been transferred. In cases where substantial risks and rewards of ownership of the financial assets are neither transferred nor retained, financial assets are derecognized only when the Company has not retained control over the financial asset.

Subsequent to initial recognition, they are measured as prescribed below:

a) Cash and cash equivalents

For the purposes of the cash flow statement, cash and cash equivalents include cash in hand, at bank, demand deposits with banks, cash credit, fixed deposits and foreign currency deposits, net of outstanding bank overdrafts that are repayable on demand and are considered part of the Company's cash management system. In the statement of financial position, bank overdrafts are presented under borrowings.

b) Trade Receivable

The company follows 'simplified approach' for recognition of impairment loss allowance on trade receivables. The application of simplified approach does not require the company to track changes in credit risk. Rather, it recognises impairment loss allowance based on lifetime ECLs at each reporting date, right from its initial recognition. The Company determines impairment loss allowance based on individual assessment of receivables, historically observed default rates over the expected life of the trade receivables and is adjusted for forward-looking estimates.

c) Other payables

Other payables are initially recognized at fair value, and subsequently carried at amortized cost using the effective interest method. For these financial instruments, the carrying amounts approximate fair value due to the short-term maturity of these instruments.

(xxi) **Dividend**

Proposed dividends and interim dividends payable to the shareholders are recognized as changes in equity in the period in which they are approved by the Board of Directors and in the shareholders' meeting respectively.

(xxii) **Fair Value Measurement & Disclosure**

The Company measures financial instruments, such as derivatives at fair value at each reporting date. Fair value is the price that would be received to sell an asset or paid to transfer a liability in an orderly transaction between market participants at the measurement date. The fair value measurement is based on the presumption that the transaction to sell the asset or transfer the liability takes place either:

• In the principal market for the asset or liability, or

• In the absence of a principal market, in the most advantageous market for the asset or liability

The principal or the most advantageous market must be accessible by the Company.



Note 1 : Material Accounting Policies Forming Part of Financial Statement

The fair value of an asset or a liability is measured using the assumptions that market participants would use when pricing the asset or liability, including assumptions about risk, assuming that market participants act in their economic best interest. A fair value measurement of a non-financial asset takes into account a market participant's ability to generate economic benefits by using the asset in its highest and best use or by selling it to another market participant that would use the asset in its highest and best use.

The Company uses valuation techniques that are appropriate in the circumstances and for which sufficient data are available to measure fair value, maximizing the use of relevant observable inputs and minimizing the use of unobservable inputs.

All assets and liabilities for which fair value is measured or disclosed in the financial statements are categorized within the fair value hierarchy, described as follows, based on the lowest level input that is significant to the fair value measurement as a whole:

- Level 1 - Quoted (unadjusted) market prices in active markets for identical assets or liabilities
- Level 2 - Valuation techniques for which the lowest level input that is significant to the fair value measurement is directly or indirectly observable
- Level 3 - Valuation techniques for which the lowest level input that is significant to the fair value measurement is unobservable.

For assets and liabilities that are recognized in the financial statements regularly, the Company determines whether transfers have occurred between levels in the hierarchy by re-assessing categorization (based on the lowest level input that is significant to the fair value measurement as a whole) at the end of each reporting period.

(xxiii) Revenue Recognition

Interest Income

Interest income is accounted on all financial assets (except company is not recognizing interest income on credit impaired financial assets) measured at amortized cost. Interest income is recognized using the Effective Interest Rate (EIR) method in line with Ind AS 109, Financial Instruments. The Effective Interest Rate (EIR) is the rate that exactly discounts estimated future cash receipts through expected life of the financial asset to that asset's net carrying amount on initial recognition. The EIR is calculated by taking into account transactions costs and fees that are an integral part of the EIR in line with Ind AS 109. Interest income on credit impaired assets is recognized on receipt basis.

Rebate on account of timely payment of interest by borrowers is recognized on receipt of the entire interest amount due in time, in accordance with the terms of the respective contract and is netted against the corresponding interest income.

Unless otherwise specified, the recoveries from the borrowers are appropriated in the order of (i) incidental charges (ii) penal interest (iii) overdue interest and (iv) repayment of principal; the oldest being adjusted first. The recovery under One Time Settlement (OTS)/ Insolvency and Bankruptcy Code (IBC) proceedings is appropriated first towards the principal outstanding and remaining recovery thereafter, towards interest and other charges, if any.

Other Revenue

- Revenue (other than for those items to which Ind AS 109 Financial Instruments are applicable) are recognised as per Ind AS 115 - Revenue from contracts with customers outlines a comprehensive model of accounting for revenue arising from contracts with customers. The Company recognizes revenue from contracts with customers based on the principle laid down in Ind AS 115 - Revenue from contracts with customers.



Note 1 : Material Accounting Policies Forming Part of Financial Statement

- Revenue from contract with customers is recognized to the extent it is probable that the economic benefits will flow to the Company and the revenue and costs, if applicable, can be measured reliably. Revenue is measured at the transaction price agreed under the Contract. Transaction Price excludes amounts collected on behalf of third parties (e.g., taxes collected on behalf of government) and includes/adjusted for variable consideration like rebates, discounts, only to the extent that it is highly probable that a significant reversal in the amount of cumulative revenue recognised will not occur when the uncertainty associated with the variable consideration is subsequently resolved.

Revenue from solar plant

Income from solar plant is recognised when the performance obligation are satisfied over time. Rebate given is disclosed as a deduction from the amount of gross revenue.

Revenue from Fees and Commission

• Revenue from Fee & Commission

Fees and commission are recognised on a point in time basis when probability of collecting such fees is established.

• Revenue from Implementation of Government Schemes & Projects

The company besides its own activities also acts as implementing agency on behalf of various Government / Non-Government Organizations on the basis of Memorandum of Understanding (MoU) entered into between the company and such organization. The details of such activities are disclosed by the way of Notes to the Financial Statements.

Wherever any funds are received under trust on the basis of such MoUs entered, the same is not included in Cash and Cash Equivalents and any income including interest income generated out of such funds belonging to such organizations is not accounted as revenue of the company.

Service charges earned from such schemes implemented by the company are recognised at a point in time basis when certainty of collecting such service charges is established.

(xxiv) Expense

Expenses are accounted for on accrual basis. Prepaid expenses upto ₹ 5,00,000/- per item are charged to Statement of Profit & Loss as and when incurred/adjusted/received.

(xxv) Expenditure on issue of shares

Expenditure on issue of shares, if any, is charged to the securities premium account.



Indian Renewable Energy Development Agency Limited
Notes to Standalone Financial Statements

Note 2 : Cash and Cash Equivalents

(₹ in Crores)

Particulars	As on 31.03.2025	As at 31.03.2024
I. Cash and cash equivalents		
(A) Cash on hand	-	-
(B) Balances with Banks -		
(a) Current Account with Banks		
- In Indian Branches	19.74	8.32
- In Foreign Branches	0.00	0.58
(b) Deposit Account		
Short Term Deposits in Indian Branches	-	0.66
Short Term Deposits in Foreign Branches	0.32	-
(c) Savings Bank Account		
- In Indian Branches	7.88	7.56
(C) Cheques/DD on Hand and Postage Imprest	0.00	-
(D) In Overdraft Accounts	1.90	57.09
Total (A+B+C+D)	29.84	74.21

There are no repatriation restrictions with respect to Cash and Cash Equivalents and Bank balances as at the end of the reporting year presented above.

Also refer Note 38(48N) for disclosure regarding High Quality Liquid Assets (HQLA).

Note 3 : Bank Balance other than Cash and Cash Equivalents

(₹ in Crores)

Particulars	As on 31.03.2025	As at 31.03.2024
a. Earmarked Balances with Banks		
A) In Current Account		
- Ministry of New & Renewable Energy (MNRE)	0.02	0.02
- MNRE GOI Fully Serviced Bond (Refer Note 38(43))	0.03	3.53
- IREDA (Interest on Bonds & Dividend a/c)	1.64	1.11
- MNRE / UNDP -IREDA Scheme Funds (Refer Note 38(42)) ¹	101.22	3.35
-IREDA CSR Unspent Account (Refer Note 38(38))	7.37	1.64
Sub total (A)	110.28	9.65
B) In Saving Account		
- IREDA National Clean Energy Fund (NCEF)	7.67	14.28
- MNRE / UNDP -IREDA Scheme Funds (Refer Note 38(42)) ¹	17.44	177.20
Sub total (B)	25.11	191.48
C) In Deposit Account (INR)		
- IREDA ²	0.48	0.45
- MNRE	0.17	0.17
- MNRE GOI Fully Serviced Bond (Refer Note 38(43))	14.31	9.96
- IREDA National Clean Energy Fund (NCEF)	431.88	385.97
- MNRE / UNDP -IREDA Scheme Funds (Refer Note 38(42)) ¹	47.40	54.31
- Default Risk Reduction for Access to Energy Projects (KfW VI) ³	10.12	9.69
Sub total (C)	504.36	460.55
D) In Deposit Account (Forex)		
Sub total (D)	-	-
Sub total (a)=(A+B+C+D)	639.75	661.68
b. Deposit Account (Original maturity more than 3 months)		
- INR Term Deposit	1.59	-
Sub total (b)	1.59	-
Total	641.34	661.68

¹The Company is the implementing agency for certain schemes / programmes of the Government Of India. The funds received for disbursement to various agencies under the scheme are kept in a separate bank account. The undisbursed funds for the scheme (including interest thereon, if any) are presented as designated funds of the Scheme. Refer Note 38 (42).

² An amount of ₹ 0.48 Crores (As on 31.03.2024 ₹ 0.45 Crores) kept as FDR including interest with Bank of Baroda, Bhikaji Cama Place New Delhi against two Bond holders payments i.e. M/s The Bengal Club Ltd and Ms. Maya M. Chulani as per the order dated 03.07.2009 passed in Civil Misc Writ petition No. 28928 of 2009 passed by the Hon'ble Allahabad High Court. The said Civil Misc Writ Petition No. 28928 of 2009 was dismissed in default by the Hon'ble Allahabad High Court vide order dated 31.08.2018. Pursuant to the said dismissal, Northern Central Railway Allahabad, has filed Restoration Application on 30.03.2019. Further, Application for early hearing also has been filed by Northern Central Railway Allahabad on 23.03.2024. The said matter is yet to be listed before Hon'ble High Court Allahabad.

³ Provided by KfW to cover up to 70% default risks of the overall 'Access to Energy' portfolio of the Company under KfW VI line of credit by establishment of a portfolio risk reserve account (PRRA). The said amount shall be utilised to recover up to 70% of outstanding debt service obligation of the borrower, after exhausting Debt Service Reserve Account (DSRA), upon being declared NPA.



Indian Renewable Energy Development Agency Limited
Notes to Standalone Financial Statements

Note 4 : Derivative Financial Instruments

The Company enters into derivative contracts for hedging Foreign Exchange and Interest Rate risk. Derivative transactions include forwards, interest rate swaps, cross currency swaps etc. to hedge the liabilities. These derivative transactions are done for hedging purpose and not for trading or speculative purpose.

Particulars	As on 31.03.2025			As on 31.03.2024		
	Notional amounts	Fair Value - Assets	Fair Value - Liabilities	Notional amounts	Fair Value - Assets	Fair Value - Liabilities
Part I						
(i) Currency derivatives:-						
Principal Only Swap (POS)	4,728.54	386.73	21.29	6,602.14	422.83	163.27
Foreign Exchange Forward Contract	-	-	-	616.68	-	33.93
Options Contract	1,576.39	42.51	1.91	-	-	-
Sub-total (i)	6,304.93	429.24	23.20	7,218.82	422.83	197.20
(ii) Interest rate Derivatives :-						
Cross Currency Interest Rate Swap (CCIRS)	285.20	58.65	-	442.21	60.96	10.82
Sub-total (ii)	285.20	58.65	-	442.21	60.96	10.82
Total Derivative Financial Instruments (i+ii)	6,590.12	487.89	23.20	7,661.03	483.78	208.02

Particulars	As on 31.03.2025			As on 31.03.2024		
	Notional amounts	Fair Value - Assets	Fair Value - Liabilities	Notional amounts	Fair Value - Assets	Fair Value - Liabilities
Part II						
Included in above (Part I) are derivatives held for hedging and risk management purposes as follows:-						
(i) Cash Flow Hedging:-						
Currency Derivatives (POS)	4,305.32	339.41	0.98	6,190.30	390.61	144.92
Foreign Exchange Forward Contract	-	-	-	616.68	-	33.93
Options Contract	1,576.39	42.51	1.91	-	-	-
Interest Rate Derivatives (CCIRS)	285.20	58.65	-	442.21	60.96	10.82
Subtotal (i)	6,166.91	440.57	2.89	7,249.19	451.57	189.67
(ii) Undesignated Derivatives:-						
Currency Derivatives (POS)	423.22	47.31	20.31	411.84	32.21	18.34
Foreign Exchange Forward Contract	-	-	-	-	-	-
Options Contract	-	-	-	-	-	-
Interest Rate Derivatives (CCIRS)	-	-	-	-	-	-
Sub-total (ii)	423.22	47.31	20.31	411.84	32.21	18.34
Total Derivative Financial Instruments (i) + (ii)	6,590.12	487.89	23.20	7,661.03	483.78	208.02

For Disclosures on risk exposure refer Note 38 (19) & 38(29).



Indian Renewable Energy Development Agency Limited
Notes to Standalone Financial Statements

Note 5 : Receivables

		(₹ in Crores)	
Trade Receivables		As on 31.03.2025	As on 31.03.2024
Particulars			
A. Trade Receivables			
(a) Receivables considered good - Secured	-	-	-
(b) Receivables considered good - Unsecured	5.93	5.93	6.02
(c) Receivables which have significant increase in credit risk	-	-	-
(d) Receivables credit impaired	-	-	-
Sub Total (A)	5.93	5.93	6.02
Allowance for Impairment loss (B)	-	-	-
Total (A-B)	5.93	5.93	6.02

Trade Receivables ageing schedule

Particulars	Unbilled	Not Due	Outstanding for following periods from due date of payment						Total
			(₹ in Crores)						
			Less than 6 months	6 months -1 year	1-2 years	2-3 years	More than 3 years	More than 3 years	
(i) Undisputed Trade receivables – considered good	3.17	-	-	2.76	-	0.00	-	5.93	
(ii) Undisputed Trade Receivables – which have significant increase in credit risk	-	-	-	-	-	-	-	-	
(iii) Undisputed Trade Receivables – credit impaired	-	-	-	-	-	-	-	-	
(iv) Disputed Trade Receivables– considered good	-	-	-	-	-	-	-	-	
(v) Disputed Trade Receivables – which have significant increase in credit risk	-	-	-	-	-	-	-	-	
(vi) Disputed Trade Receivables – credit impaired	-	-	-	-	-	-	-	-	

As on 31.03.2024

Particulars	Unbilled	Not Due	Outstanding for following periods from due date of payment						Total
			(₹ in Crores)						
			Less than 6 months	6 months -1 year	1-2 years	2-3 years	More than 3 years	More than 3 years	
(i) Undisputed Trade receivables – considered good	3.26	-	-	1.60	0.00	-	-	6.02	
(ii) Undisputed Trade Receivables – which have significant increase in credit risk	-	-	-	-	-	-	-	-	
(iii) Undisputed Trade Receivables – credit impaired	-	-	-	-	-	-	-	-	
(iv) Disputed Trade Receivables– considered good	-	-	-	-	-	-	-	-	
(v) Disputed Trade Receivables – which have significant increase in credit risk	-	-	-	-	-	-	-	-	
(vi) Disputed Trade Receivables – credit impaired	-	-	-	-	-	-	-	-	

Ageing is based on due date of payment and where due date of payment is not specified, ageing is based on date of transaction
For details on unbilled dues refer Note 38(30)



Indian Renewable Energy Development Agency Limited
Notes to Standalone Financial Statements

(₹ in Crores)

Note 6 : Loans

Particulars	As on 31.03.2025	As on 31.03.2024
	At Amortised Cost	At Amortised Cost
A) Loans		
(i) Term Loans		
Term Loans	76,281.65	59,698.11
Interest Accrued and due on Loans including Liquidated Damages	35.79	27.04
Interest Accrued but not due on Loans	28.87	28.36
Front End Fee adjustment	(216.88)	(173.85)
Gross Term Loans at Amortised Cost	76,129.43	59,579.66
(ii) Others		
Loans to constituents of MNRE	6.65	6.65
Interest Accrued and due on MNRE loans	2.55	2.55
Loans to Staff	32.75	23.71
Loans to KMPs	1.16	-
Interest Accrued but not due on Staff Loans	5.23	3.84
Interest Accrued but not due on Staff Loans of Related Party	0.08	0.12
Total (A) - Gross Loans	76,177.85	59,616.53
Less: Impairment loss Allowance	857.87	841.44
Total (A) - Net Loans	75,319.98	58,775.09
(B) Sub-classification of above :		
Security-wise classification		
(i) Secured by tangible assets		
Term Loans	58,493.11	50,865.83
Loans to Staff	32.75	23.71
Loans to KMPs	1.16	-
Interest Accrued and due on Loans	35.81	26.95
Liquidated Damages Accrued and due	(0.02)	0.09
Interest Accrued but not due on Loans	34.10	32.20
Interest Accrued but not due on Loans of Related Party	0.08	0.12
Loans to constituents of MNRE		
Loans to constituents of MNRE	6.65	6.65
Interest Accrued and due on MNRE loans	2.55	2.55
(ii) Secured by Intangible assets	-	-
(iii) Covered by Government Guarantees		
Term Loans	4,685.80	2,171.13
(iv) Unsecured		
Term Loans	12,885.86	6,487.30
Total (B) - Gross Loans	76,177.85	59,616.53
Less: Impairment Loss Allowance	857.87	841.44
Total (B) - Net Loans	75,319.98	58,775.09
(C) (I) Loans In India		
(i) Public Sector	20,872.00	14,939.97
(ii) Others	55,305.85	44,676.56
Total (C) (I) Gross Loans	76,177.85	59,616.53
Less: Impairment Loss Allowance	857.87	841.44
Total (C) (I) - Net Loans	75,319.98	58,775.09
(C) (II) Loans Outside India	-	-
Total C (I) and C(II) - Net Loans	75,319.98	58,775.09

Out of the total unsecured loans of ₹ 12,885.86 Crores as on 31.03.2025 (As on 31.03.2024 ₹ 6,487.30 Crores), Loans amounting to ₹ 12,885.00 Crores as on 31.03.2025 (As on 31.03.2024 ₹ 6,485.76 Crores) are secured by intangible security by way of exclusive charge on Default Escrow Account by earmarking unencumbered specific revenue stream for repayment of company loans.

During the year, the Company has sent letters to borrowers, except where loans have been recalled or pending before court/NCLT, seeking confirmation of balances as on 31.03.2025 to the borrowers. Confirmations for 22.42% of the said balances have been received (previous year 13.91%). Out of the remaining loan assets amounting to ₹ 59,165.69 Crores (previous year ₹ 51,380.72 Crores) for which balance confirmations have not been received, 79.59% loans (previous year 87.43%) are secured by tangible securities, 7.91% (previous year 1.89%) by way of Government Guarantee/ Loans to Government and balance are unsecured loans.

In addition to the security held by way of assets etc., of the borrowing entities, the Company held FDRs & Guarantees issued by Banks amounting to ₹ 730.50 Crores and ₹ 307.61 Crores as on 31.03.2025 respectively (As on 31.03.2024 ₹ 631.32 Crores and ₹ 242.74 Crores respectively) as additional securities for loans granted.

For Disclosures on Credit Risk, refer Note 38 (19)

For Disclosure on resolution plans implemented by the Company, refer Note 38 (48A)



Indian Renewable Energy Development Agency Limited
Notes to Standalone Financial Statements

Note 7 : Investments

(₹ in Crores)

Particulars	As on 31.03.2025	As on 31.03.2024
(A) Investments		
At Amortised Cost		
(i) Investment in Government Securities (Quoted)	600.14	101.30
Number of Units - 5.91 Crores (31.03.2024: 1 Crores)		
(ii) Investment in Equity Instruments (Unquoted)		
-Subsidiary at IFSC Gift City , Gujarat	26.00	-
Total - Gross (A)	626.14	101.30
(B) Sub-classification of above :		
(i) Investment Outside India	-	-
(ii) Investment In India	626.14	101.30
Total (B)	626.14	101.30
Less: Allowance for Impairment loss (C)	-	-
Total - Net (D)=(A)-(C)	626.14	101.30

Also refer Note 38(48C)



Indian Renewable Energy Development Agency Limited
Notes to Standalone Financial Statements

Note 8 : Other Financial Assets

(₹ in Crores)

Particulars	As on 31.03.2025	As on 31.03.2024
Security Deposits	3.71	3.71
Advances to Staff	6.55	6.92
Advances to KMPs	0.11	0.20
Other Receivables:		
FDRs - Borrowers	11.95	11.30
Commercial Papers	68.99	68.99
Less - Impairment Loss Allowance on Commercial Papers	(68.99)	(68.99)
Others	6.88	1.34
TOTAL	29.20	23.47

Note 9 : Current Tax Assets (Net)

(₹ in Crores)

Particulars	As on 31.03.2025	As on 31.03.2024
Advance Income Tax and TDS (a)	2,442.50	2,101.90
Less - Provision for Income Tax (b)	2,222.69	1,946.49
Total (a-b)	219.81	155.41

Note 10 : Deferred Tax Assets/ Liability (Net)

(₹ in Crores)

Particulars	As on 31.03.2025	As on 31.03.2024
Profit and Loss section, OCI & Other Equity		
Deferred Tax Assets		
Provision for Indirect Tax on Guarantee Commission and Other	28.07	26.31
Provision for Employee Benefits	4.08	3.92
Provision for Impairment	391.50	358.84
Fee Income - Deferred in Books	72.85	54.62
Share Issue Expenses	4.55	6.28
Sub total	501.05	449.97
Deferred Tax Liabilities		
Depreciation	40.72	43.86
Forex Loss Translation Difference	95.41	114.72
Transaction Cost of Bonds	4.35	1.94
Transaction Cost of Loans	-	-
Sub total	140.49	160.52
Total	360.56	289.45
Net Deferred Tax Asset/(Liability)	360.56	289.45

For Disclosure on movement of Deferred Taxes refer Note 38(3)

Note 11 : Investment Property

(₹ in Crores)

Particulars	Amount*
Gross Block	
Balance as on 01.04.2023	0.09
Additions	-
Less: Disposals/Sale/Transfer	-
Balance as on 31.03.2024	0.09
Balance as on 01.04.2024	0.09
Additions	-
Less: Disposals/Sale/Transfer	-
Balance as on 31.03.2025	0.09
Accumulated Depreciation	
Balance as on 01.04.2023	0.06
Depreciation Expense	0.00
Less: Eliminated on Disposals/Sale/Transfer	-
Balance as on 31.03.2024	0.06
Balance as on 01.04.2024	0.06
Depreciation Expense	0.00
Less: Eliminated on Disposals/Sale/Transfer	-
Balance as on 31.03.2025	0.07
Carrying Amount	
As on 31.03.2024	0.03
As on 31.03.2025	0.02

Fair Value of Investment Property

(₹ in Crores)

As on 31.03.2024	2.90
As on 31.03.2025	3.66

*Relates to Investment Property (Building - Residential) Refer Note 38(18)



Indian Renewable Energy Development Agency Limited
Notes to Standalone Financial Statements

Note 12 : Property, Plant and Equipment

Particulars	Buildings		Plant and Machinery		Vehicles	Furniture & Fixtures	Office Equipment	Library	Total
	Office Space at Chennai	Solar plant	Solar plant	Computer					
Gross Block									
Balance as on 01.04.2023	1.30	22.39	293.91	7.35	0.88	2.21	4.87	0.00	332.92
Additions during the year	-	-	-	3.72	0.71	5.41	8.69	-	18.53
Adjustment / Reclassification	-	-	-	-	-	-	-	0.00	0.00
Amount of Change due to Revaluation	-	-	-	-	-	-	-	-	-
Less: Disposals/Sale/Transfer during the year	-	-	-	3.94	-	-	0.17	-	4.66
Balance as on 31.03.2024	1.30	22.39	293.91	7.13	1.59	7.45	13.01	0.00	346.79
Balance as on 01.04.2024	1.30	22.39	293.91	7.13	1.59	7.45	13.01	0.00	346.79
Additions during the year	-	-	-	5.25	-	6.62	13.51	0.00	25.38
Adjustment / Reclassification	-	-	-	-	-	-	-	-	-
Amount of change due to Revaluation	-	-	-	-	-	-	-	-	-
Less: Disposals/Sale/Transfer during the year	-	-	-	0.46	0.19	0.20	0.87	-	1.72
Balance as on 31.03.2025	1.30	22.39	293.91	11.92	1.40	13.87	25.66	0.00	370.45
Accumulated Depreciation									
Balance as on 01.04.2023	0.59	7.92	103.13	5.95	0.10	0.78	1.61	0.00	120.08
Adjustment / Reclassification	-	-	-	-	-	-	-	-	-
Depreciation Expense	0.07	1.33	17.29	1.54	0.41	0.89	2.70	0.00	24.22
Depreciation Adjustment due to Revaluation	-	-	-	-	-	-	-	-	-
Less: Eliminated on Disposals/Sale/Transfer	-	-	-	3.66	-	0.05	0.19	-	3.90
Balance as on 31.03.2024	0.65	9.25	120.42	3.83	0.51	1.62	4.12	0.00	140.40
Balance as on 01.04.2024	0.65	9.25	120.42	3.83	0.51	1.62	4.12	0.00	140.40
Adjustment / Reclassification	-	-	-	-	-	-	-	-	-
Depreciation Expense	0.06	1.33	17.29	2.90	0.34	2.45	7.10	0.00	31.47
Depreciation Adjustment due to Revaluation	-	-	-	-	-	-	-	-	-
Less: Eliminated on Disposals/Sale/Transfer	-	-	-	0.38	0.18	0.09	0.44	-	1.09
Balance as on 31.03.2025	0.71	10.58	137.71	6.35	0.67	3.98	10.78	0.00	170.78
Carrying Amount									
As on 31.03.2024	0.65	13.15	173.50	3.29	1.09	5.83	8.89	0.00	206.40
As on 31.03.2025	0.59	11.82	156.21	5.56	0.73	9.89	14.88	0.00	199.68

For information on Title deeds of Immoveable Properties not held in name of the Company, refer Note 38(33)



Note 13 : Capital Work-In-Progress (CWIP) (₹ in Crores)

Particulars	Amount
Capital Work in Progress - Building	
Balance as on 01.04.2023	139.26
Additions during the year	2.50
Borrowing Cost Capitalised	-
Less Transfer to Property Plant & Equipment/ Investment property	141.77
Balance as on 31.03.2024	-
Balance as on 01.04.2024	-
Additions during the year	-
Borrowing Cost Capitalised	-
Less Transfer to Property Plant & Equipment/ Investment property	-
Right to Use Assets	-
Balance as on 31.03.2025	-

(i) Ageing schedule of Capital-Work-In Progress (including the project whose completion is overdue)

(a) Capital-Work-In Progress (Within scheduled completion) (₹ in Crores)

	Amount in CWIP for a year of				Total
	Less than 1 year	1-2 years	2-3 years	More than 3 years	
As on 31.03.2025					
Projects in Progress	-	-	-	-	-
Projects Temporarily Suspended	-	-	-	-	-
As on 31.03.2024					
Projects in Progress	-	-	-	-	-
Projects Temporarily Suspended	-	-	-	-	-

(b) Capital-Work-In Progress (completion overdue / exceeded cost compared to its original plan)

(₹ in Crores)

	To be completed in		
	Less than 1 year	1-2 years	2-3 years
As on 31.03.2025			
Project 1	-	-	-
Project 2	-	-	-
As on 31.03.2024			
Project 1	-	-	-
Project 2	-	-	-



Indian Renewable Energy Development Agency Limited
Notes to Standalone Financial Statements

Note 14 : Right Of Use Assets

(₹ in Crores)

Particulars	Amount		
	Building*	Land	Total
Right Of Use Asset			
Balance as on 01.04.2023	23.92	4.33	28.25
Additions during the year	139.53	-	139.53
Adjustment / Reclassification	-	-	-
Balance as on 31.03.2024	163.44	4.33	167.78
Balance as on 01.04.2024	163.44	4.33	167.78
Additions during the year	-	-	-
Adjustment / Reclassification	-	-	-
Balance as on 31.03.2025	163.44	4.33	167.78
Accumulated Depreciation			
Balance as on 01.04.2023	11.93	0.46	12.39
Depreciation Expense	5.31	0.18	5.50
Adjustment / Reclassification	-	-	-
Balance as on 31.03.2024	17.25	0.64	17.89
Balance as on 01.04.2024	17.25	0.64	17.89
Depreciation Expense	6.30	0.18	6.48
Adjustment / Reclassification	-	-	-
Balance as on 31.03.2025	23.55	0.82	24.37
Carrying Amount			
As on 31.03.2024	146.20	3.69	149.89
As on 31.03.2025	139.90	3.51	143.40

For details on right of use assets refer Note 38(32)

*Tax impact on Lease Hold Property taken from NBCC shall be accounted for as an when crystalized

Note 15: Intangible Assets Under Development

(₹ in Crores)

Particulars	Amount*
Balance as on 01.04.2023	4.86
Additions during the year	4.51
Less: Transfer to Intangible Assets	9.37
Balance as on 31.03.2024	-
Balance as on 01.04.2024	-
Additions during the year	-
Less: Transfer to Intangible Assets	-
Balance as on 31.03.2025	-



Indian Renewable Energy Development Agency Limited

Notes to Standalone Financial Statements

- 1) Ageing schedule of Intangible Assets Under Development (including the project whose completion is overdue)
- (a) Intangible Assets Under Development (Within scheduled completion)

(₹ in Crores)

	Amount in Intangible Asset Under Development for a year of					Total
	Less than 1 year	1-2 years	2-3 years	More than 3 years		
As on 31.03.2025						
Projects in progress	-	-	-	-	-	-
Projects Temporarily Suspended	-	-	-	-	-	-
	Amount in Intangible asset under development for a year of					Total
	Less than 1 year	1-2 years	2-3 years	More than 3 years		
As on 31.03.2024						
Projects in progress	-	-	-	-	-	-
Projects Temporarily Suspended	-	-	-	-	-	-

- (b) Intangible Assets Under Development (completion overdue / exceeded cost compared to its original plan)

(₹ in Crores)

	To be completed in			Total
	Less than 1 year	1-2 years	2-3 years	
As on 31.03.2025				
	-	-	-	-
	To be completed in			Total
	Less than 1 year	1-2 years	2-3 years	
As on 31.03.2024				
	-	-	-	-

Refer Note 38(17)



Indian Renewable Energy Development Agency Limited
Notes to Standalone Financial Statements
Note 16 : Intangible Assets

(₹ in Crores)

Particulars	Amount*
Gross Block	
Balance as on 01.04.2023	0.45
Additions during the year	9.37
Amount of change due to revaluation	-
Less: Disposals/Sale/Transfer	-
Balance as on 31.03.2024	9.82
Balance as on 01.04.2024	9.82
Additions during the year	1.93
Amount of change due to revaluation	-
Less: Disposals/Sale/Transfer	-
Balance as on 31.03.2025	11.75
Accumulated Depreciation	
Balance as on 01.04.2023	0.43
Amortization expenses	0.63
Amortization adjustment due to Revaluation / WB Grant	3.98
Less: Eliminated on Disposals/Sale/Transfer	-
Balance as on 31.03.2024	5.04
Balance as on 01.04.2024	5.04
Amortization expenses	0.85
Amortization adjustment due to World Bank Grant (Refer Note 38(7a) & 38(17))	0.37
Less: Eliminated on Disposals/Sale/Transfer	-
Balance as on 31.03.2025	6.26
Carrying Amount	
As on 31.03.2024	4.78
As on 31.03.2025	5.49

*Pertains to Computer Software



Indian Renewable Energy Development Agency Limited
Notes to Standalone Financial Statements

Note 17 : Other Non-Financial Assets

Particulars	As on 31.03.2025	As on 31.03.2024
GOI Fully Serviced Bonds Money Receivable (Refer Note 38(43))	1,638.79	1,638.79
Other Receivables	24.85	24.80
Other Advances	1.43	5.35
Total	1,665.07	1,668.94

Note 18 : Payables

Particulars	As on 31.03.2025	As on 31.03.2024
Trade Payables	1.06	1.03
(i) Total Outstanding Dues of Micro Enterprises and Small Enterprises	8.05	6.27
(ii) Total outstanding dues of Creditors other than Micro Enterprises and Small Enterprises	9.11	7.30

Trade Payables ageing schedule

As on 31.03.2025

Particulars	Unbilled	Not Due	Outstanding for following periods from due date of payment*				Total
			Less than 1 Year	1-2 years	2-3 years	More than 3 years	
(i) Micro, Small and Medium Enterprises (MSME) (Refer Note 38(37))	0.70	0.31	0.05	-	-	-	1.06
(ii) Others	4.37	2.60	1.07	-	-	-	8.05
(iii) Disputed dues – Micro, Small and Medium Enterprises (MSME)	-	-	-	-	-	-	-
(iv) Disputed dues - Others	-	-	-	-	-	-	-

*Ageing is based on due date of payment and where due date of payment is not specified, ageing is based on date of transaction

As on 31.03.2024

Particulars	Unbilled	Not Due	Outstanding for following periods from due date of payment*				Total
			Less than 1 Year	1-2 years	2-3 years	More than 3 years	
(i) Micro, Small and Medium Enterprises (MSME)	0.77	0.26	-	-	-	-	1.03
(ii) Others	4.60	1.31	0.36	-	-	-	6.27
(iii) Disputed dues – Micro, Small and Medium Enterprises (MSME)	-	-	-	-	-	-	-
(iv) Disputed dues - Others	-	-	-	-	-	-	-

*Ageing is based on due date of payment and where due date of payment is not specified, ageing is based on date of transaction



Indian Renewable Energy Development Agency Limited
Notes to Standalone Financial Statements

Note 19 :Debt Securities

(₹ in Crores)

Particulars	As on 31.03.2025	As on 31.03.2024
	At Amortised Cost	At Amortised Cost
Bonds:-		
(I) Taxfree Bonds - Non Convertible Redeemable Debentures (Secured)		
(Secured by Pari-Passu charge on Loans and Advances (book debts) of the Company)		
7.17% Tax free Bonds (Series XIV Private IC- 2015-16) (Repayable on 01.10.2025)	284.00	284.00
7.28% Tax free Bonds (Series XIV Tranche-I-IA- 2015-16) (Repayable on 21.01.2026)	108.89	108.89
7.53% Tax free Bonds (Series XIV Tranche-I-IB- 2015-16) (Repayable on 21.01.2026)	127.88	127.88
8.55% Tax free Bonds (Series XIII Tranche-I-IIA- 2013-14) (Repayable on 13.03.2029)	123.08	123.08
8.80% Tax free Bonds (Series XIII Tranche-I-IIB- 2013-14) (Repayable on 13.03.2029)	234.55	234.55
8.56% Tax free Bonds (Series XIII Tranche-I-IC- 2013-14) (Repayable on 27.03.2029)	36.00	36.00
7.49% Tax free Bonds (Series XIV Tranche-I-IIA- 2015-16) (Repayable on 21.01.2031)	884.27	884.27
7.74% Tax free Bonds (Series XIV Tranche-I-IIB- 2015-16) (Repayable on 21.01.2031)	483.52	483.52
8.55% Tax free Bonds (Series XIII Tranche-I-IIIA- 2013-14) (Repayable on 13.03.2034)	38.81	38.81
8.80% Tax free Bonds (Series XIII Tranche-I-IIIB- 2013-14) (Repayable on 13.03.2034)	144.16	144.16
7.43% Tax free Bonds (Series XIV Tranche-I-IIIA- 2015-16) (Repayable on 21.01.2036)	36.44	36.44
7.68% Tax free Bonds (Series XIV Tranche-I-IIIB- 2015-16) (Repayable on 21.01.2036)	75.00	75.00
Sub-Total(A)	2,576.60	2,576.60
(II) Taxable Bonds - Non Convertible Redeemable Debentures(Secured)*		
(Secured by negative lien on Loans and Advances (Book Debts) of the Company.)		
9.02% Taxable Bonds (Series III- 2010-11 - Tranche II) (Repayable on 24.09.2025)	250.00	250.00
8.49% Taxable Bonds (Series VB- 2013-14) (Repayable on 10.05.2028)	200.00	200.00
8.12% Taxable Green Bonds (Series VI A - 2016-17) (Repayable on 24.03.2027)	200.00	200.00
8.05% Taxable Green Bonds (Series VI B - 2016-17) (Repayable on 29.03.2027)	500.00	500.00
8.51% Taxable Bonds (Series VIIA- 2018-19) (Repayable on 03.01.2029)	275.00	275.00
Less :Transaction Cost on above	0.12	0.14
	274.88	274.86



8.47% Taxable Bonds	590.00	590.00
(Series VII B- 2018-19) (Repayable on 17.01.2029)		
Less :Transaction Cost on above	0.12	0.14
	589.88	589.86
8% Taxable Bonds	1,000.00	1,000.00
(Series IX A- 2019-20) (Repayable on 24.09.2029)		
Less :Transaction Cost on above	0.14	0.16
	999.86	999.84
7.40% Taxable Bonds	803.00	803.00
(Series IX B- 2019-20) (Repayable on 03.03.2030)		
Less :Transaction Cost on above	0.27	0.31
	802.73	802.69
Sub-Total(B)	3,817.35	3,817.24
(III) Taxable Bonds - Non Convertible Redeemable Debentures (Unsecured)*		
5.98% Taxable Bonds	106.00	106.00
(Series XI A- 2021-22) (Repayable on 16.04.2025)		
Less :Transaction Cost on above	0.00	0.00
	106.00	106.00
7.46% Taxable Bonds	648.40	648.40
(Series XII A- 2022-23) (Repayable on 12.08.2025)		
Less :Transaction Cost on above	0.02	0.06
	648.38	648.34
7.85% Taxable Bonds	1,200.00	1,200.00
(Series XII B- 2022-23) (Repayable on 12.10.2032)		
Less :Transaction Cost on above	0.15	0.16
	1,199.85	1,199.84
7.79% Taxable Bonds	515.00	515.00
(Series XII C- 2022-23) (Repayable on 07.12.2032)		
Less :Transaction Cost on above	0.07	0.07
	514.93	514.93
7.94% Taxable Bonds	1,500.00	1,500.00
(Series XII D- 2022-23) (Repayable on 27.01.2033)		
Less :Transaction Cost on above	0.46	0.50
	1,499.54	1,499.50
7.63% Taxable Bonds	1,000.00	1,000.00
(Series XV-A 2023-24) (Repayable on 11.08.2033)		
Less :Transaction Cost on above	0.61	0.67
	999.39	999.33
7.75% Taxable Bonds	683.00	683.00
(Series XV-B 2023-24) (Repayable on 12.10.2033)		
Less :Transaction Cost on above	0.42	0.45
	682.58	682.55
7.68% Taxable Bonds	1,000.00	1,000.00
(Series XV-C 2023-24) (Repayable on 22.12.2033)		
Less :Transaction Cost on above	0.66	0.72
	999.34	999.28
7.77% Taxable Bonds	809.74	809.74
(Series XV-D 2023-24) (Repayable on 10.05.2027)		
Less :Transaction Cost on above	0.25	0.36
	809.49	809.38



7.59% Taxable Bonds (Series XV-E 2023-24) (Repayable on 23.02.2034)	1,130.00	1,130.00
Less :Transaction Cost on above	1.20	1.29
	1,128.80	1,128.71
7.53% Taxable Bonds (Series XV-F 2023-24) (Repayable on 10.05.2034)	1,222.00	1,222.00
Less :Transaction Cost on above	0.87	0.93
	1,221.13	1,221.07
7.57% Taxable Bonds (Series XV-G 2023-24) (Repayable on 18.05.2029)	447.00	447.00
Less :Transaction Cost on above	0.24	0.29
	446.76	446.71
7.59% Taxable Bonds (Series XV-H 2023-24) (Repayable on 26.07.2034)	1,065.00	1,065.00
Less :Transaction Cost on above	0.81	0.87
	1,064.19	1,064.13
7.50% Taxable Bonds (Series XVI-A 2024-25) (Repayable on 05.06.2034)	1,000.00	
Less :Transaction Cost on above	0.99	
	999.01	
7.44% Taxable Bonds (Series XVI-B 2024-25) (Repayable on 25.08.2034)	1,500.00	
Less :Transaction Cost on above	0.82	
	1,499.18	
7.39% Taxable Bonds (Series XVI-C 2024-25) (Repayable on 22.07.2039)	1,090.00	
Less :Transaction Cost on above	1.01	
	1,088.99	
7.36% Taxable Bonds (Series XVI-D 2024-25) (Repayable on 09.09.2039)	1,500.00	
Less :Transaction Cost on above	1.32	
	1,498.68	
7.32% Taxable Bonds (Series XVI-E 2024-25) (Repayable on 04.11.2029)	1,500.00	
Less :Transaction Cost on above	0.59	
	1,499.41	
7.37% Taxable Bonds (Series XVI-F 2024-25) (Repayable on 27.11.2031)	2,000.00	
Less :Transaction Cost on above	1.28	
	1,998.72	
7.28% Taxable Bonds (Series XVI-G 2024-25) (Repayable on 21.01.2035)	1,330.00	
Less :Transaction Cost on above	1.20	
	1,328.80	
7.40% Taxable Bonds (Series XVI-H 2024-25) (Repayable on 27.02.2036)	820.00	
Less :Transaction Cost on above	0.88	
	819.12	
Sub-Total(C)	22,052.29	11,319.77
Total Bonds(A+B+C)	28,446.24	17,713.61



Geography wise Debt Securities		
Debt Securities In India	28,446.24	17,713.61
Debt Securities Outside India	-	-
Total	28,446.24	17,713.61

Notes :

- *The taxable bonds issued by the Company have the clause in the Information Memorandum of respective bonds for the reissue of bonds.
- During the year ended 31.03.2025, the Company has issued Taxable Unsecured Bond for ₹ 10,740.00 Crores under Series XVI-A to Series XVI-H respectively (Year ended 31.03.2024 Taxable Unsecured Bond for ₹ 7,356.74 Crores under Series XV-A to XV-H respectively).
- During the year ended 31.03.2025, the Company has redeemed ₹ Nil Crores (Year ended on 31.03.2024 redeemed Taxable Bond Series V-A of ₹ 300.00 Crores and XIII-1A of Rs. 75.76 Crores & XIII-1B of Rs. 105.29 Crores).
- Pursuant to Regulation 54 of SEBI (Listing obligation and Disclosure Requirements) Regulations 2015, for all secured non-convertible debt securities issued by the Company and outstanding as on 31.03.2025, 100 % security cover has been maintained by way of charge on the receivables of the Company.
- There were no instances of breach of covenants of debt securities issued by the Company.

Indian Renewable Energy Development Agency Limited

Notes to Standalone Financial Statements

Note 20 : Borrowings (Other than Debt Securities)

(₹ in Crores)


Particulars	As on 31.03.2025	As on 31.03.2024
	At Amortised Cost	At Amortised Cost
(a) Term Loans-		
(I) From Banks		
A. Term Loans - Secured		
From Kreditanstalt fuer Wiederaufbau (KfW) - Loan-V (Secured by Pari-Passu charge on the Loans and Advances (Book Debts) (Repayment on half yearly basis starting from 30.12.2018 till 30.12.2027 in 16 installments of Euro 5,263,000 each and 3 installments of Euro 5,264,000 each)	291.57	379.88
From HDFC Bank Limited (HDFC) - Loan-III (Secured by Pari-Passu charge over book debts & receivables of the Company with 100% cover) (Repayable in 12 equal quarterly instalments of ₹ 20.83 Crores each starting from 30.03.2023)	62.50	145.83
From HDFC Bank Limited (HDFC) - Loan-IV (Secured by Pari-Passu charge over book debts & receivables of the Company with 100% cover) (Repayable in 12 equal quarterly instalments of 20.83 Crores each starting from 23.04.2023)	83.33	166.67
From State Bank of India (SBI) - Loan-IV (Secured by First Pari-Passu charge on book debts of the Company by way of hypothecation to the extent of 100% of the loan amount) (Repayable in 12 equal quarterly instalments of ₹ 208.34 Crores each, starting from 22.07.2023)	1,041.62	1,874.99
From Central Bank of India (CBI) - Loan II (Secured by first Pari-Passu charge on receivables of the Company with security coverage of 100%) (Repayable in 12 equal quarterly instalments of ₹ 83.33 Crores each starting from 27.06.2023)	333.31	666.67
From Bank of India (BOI) - Loan IV- BOI (Secured by first Pari-Passu charge on receivables of the Company with security coverage of 100%) (Repayable in 19 equal quarterly instalments of ₹ 52.63 Crores each starting from 30.09.2023)	631.50	842.11



From HSBC Bank - Loan I - HSBC -Tranche I (Secured by First Pari-Passu charge on Loans and Advances (book debts) & receivables of the Company with 100% cover) (Repayable in 18 equal quarterly instalments of Rs 5.56 Crores each, starting from 09.03.2024)	72.22	94.44
From NaBFID - Loan I- NaBFID (Secured by first Pari-Passu by the way of hypothecation on all receivables of the Company/borrower with a minimum security of 1.0x of the facility) (Repayable in 36 equal quarterly instalments of ₹ 56.94 Crores each, starting from 30.06.2024.however the loan has been fully prepaid on 22.11.2024)		2,050.00
From Indian Overseas Bank - Loan I- IOB (Secured by first charge on Pari-Passu basis with other lenders under multiple banking arrangement on standard loan receivables of the Company with minimum security coverage of 100%) (Repayable in 3 annual instalments, two of ₹ 333.33 Crores each and one for ₹ 333.33 Crores, starting 31.03.2024)	333.33	666.67
From IDBI Bank -Term Loan Facility I (Secured by First Pari-Passu charge on book debts to the extent of 100% of the outstanding loan amount) (Repayable in 18 equal quarterly instalment of ₹ 27.78 Crores each, starting from 31.12.2023 and last instalment will be 31.3.2028)	333.32	444.44
From Asian Development Bank (ADB) - Loan-II (Guaranteed by the Government of India) (Secured by Pari-Passu charge on the Loans and Advances (Book Debts)) (Repayment on half yearly basis starting from 15.04.2020 till 15.10.2034 in 29 equal installments of US\$ 6,666,666.67 each and 30th installment of US\$ 6,666,666.57)	1,141.09	1,222.82
From Bank of India (BOI) - Loan-I (Secured by first Pari-Passu charge on the receivables of the Company with security coverage of 100%) (Repayable in 21 equal quarterly instalments of ₹ 34.19 Crores each, starting from 22.02.2023)	409.86	547.05
From Bank of India (BOI) - II Tranche-A (Secured by first Pari-Passu charge on the receivables of the Company with security coverage of 100%) (Repayable in 19 equal quarterly instalments of ₹ 26.32 Crores each, starting from 30.09.2022)	210.39	315.79
From Punjab National Bank (PNB) - Loan-II (Secured by first Pari-Passu charge on all present and future receivables of the Company with minimum security cover of 1 time of the outstanding loan amount.) (Repayable in 16 structured quarterly equal instalments First installment of ₹ 37.51 Crores due on 21.03.2023 and remaining installments of ₹ 37.50 Crores each, starting from 21.06.2023)	262.47	412.50
From State Bank Of India (SBI) - Loan-III Tranche-A (Secured by first Pari-Passu charge on book debts of the Company by way of hypothecation to the extent of 100% of the loan amount) (Repayable in 16 equal quarterly instalments of ₹ 126.35 Crores each, starting from 29.12.2022 till 29.09.2026, second last instalment on 29.12.2026 and final installment of ₹ 62.85 Crores on 29.03.2027)	883.80	1,389.20
From State Bank Of India (SBI) - Loan-III Tranche-B (Secured by first Pari-Passu charge on book debts of the Company by way of hypothecation to the extent of 100% of the loan amount) (Repayable in 16 equal quarterly instalments of ₹ 33.35 Crores each starting from 29.12.2022 till 29.12.2026 and final installment of ₹ 33.05 Crores on 29.03.2027)	266.50	399.90




From Kreditanstalt fuer Wiederaufbau (KfW) - Loan-V1 (Secured by Pari-Passu charge on the Loans and Advances (Book Debts)) (Repayment on half yearly basis starting from 30.12.2021 till 30.06.2028 in 6 installments of Euro 1,428,000 each and 8 installments of Euro 1,429,000 each.)	92.35	116.02
From Bank of India (BOI) (Secured by first Pari-Passu charge on the receivables of the Company with security coverage of 100%.) (Repayable in 18 structured quarterly equal instalments of ₹ 61.11 Crores each, starting from 30.06.2023)	611.00	855.56
From Punjab National Bank (PNB) (Secured by first Pari-Passu charge on all present and future receivables of the Company with minimum security cover of 1 time of the outstanding loan amount). (Repayable in 16 structured quarterly equal instalments of ₹ 93.75 Crores each, starting from 27.09.2023).	843.63	1,218.75
From Bank of India (BOI) - II Tranche-B (Secured by first Pari-Passu charge on the receivables of the Company with security coverage of 100%). (Repayable in 19 quarterly instalments. First instalments of ₹ 52.63 Crores on 30.09.2022 and 18 equal quarterly instalments of ₹ 13.18 Crores starting from 31.12.2022).	105.48	158.25
From Central Bank of India - I (Secured by first Pari-Passu charge on receivables of the Company with security coverage of 100%). (Repayable in 12 structured quarterly equal instalments of ₹ 83.33 Crores each, starting from 29.03.2023).	249.96	583.33
From State Bank Of India (SBI) - Loan-V Tranche-A (Secured by first Pari-Passu charge on the book debts of the Company by way of hypothecation to the extent of 100% of the Loan amount.) (Repayable in 12 equal quarterly instalments of Rs 66.67 Crores each, starting on 28.06.2024).	533.33	800.00
From State Bank Of India (SBI) - Loan-V Tranche-B (Secured by first Pari-Passu charge on the book debts of the Company by way of hypothecation to the extent of 100% of the Loan amount.) (Repayable in 12 equal quarterly instalments of ₹ 50.00 Crores each, starting from 07.07.2024)	450.00	600.00
From State Bank Of India (SBI) - Loan-V Tranche-C (Secured by first Pari-Passu charge on the book debts of the Company by way of hypothecation to the extent of 100% of the Loan amount.) (Repayable in 12 equal quarterly instalments of Rs 26.67 Crores each, starting from 31.07.2024.)	240.00	320.00
From State Bank Of India (SBI) - Loan-V Tranche-D (Secured by first Pari-Passu charge on the book debts of the Company by way of hypothecation to the extent of 100% of the Loan amount.) (Repayable in 12 equal quarterly instalments of Rs 25.83 Crores each, starting from 04.08.2024.)	232.50	310.00
From State Bank Of India (SBI) - Loan-V Tranche-E (Secured by first Pari-Passu charge on the book debts of the Company by way of hypothecation to the extent of 100% of the Loan amount.) (Repayable in 12 equal quarterly instalments of Rs 51.67 Crores each, starting from 19.08.2024.)	465.00	620.00



From State Bank Of India (SBI) - Loan-V Tranche-F (Secured by first Pari-Passu charge on the book debts of the Company by way of hypothecation to the extent of 100% of the Loan amount.) (Repayable in 12 equal quarterly instalments of Rs 154.17 Crores each, starting from 31.08.2024.)	1,387.50	1,850.00
From HSBC - Loan-I Tranche-II (Secured by First Pari-Passu charge on Loans and Advances (book debts) & receivables of the Company with 100% cover.) (Repayable in 18 equal quarterly instalments of Rs 16.67 Crores each, starting from 01.12.2024)	266.67	300.00
From Karnataka Bank - Loan-II (Secured by Pari-Passu charge on standard receivables/ book debts of the Company with security cover of 100% of the outstanding amount at any point of time.) (Repayable in 17 equal quarterly instalments of Rs 27.75 Crores each and 18th instalment of Rs 28.25 Crores starting from 15.12.2024.)	444.49	500.00
From IDBI Bank - Loan-II (Secured by first Pari-Passu charge on the book debts of the Company to the extent of 100% of the Loan amount.) (Repayable in 18 equal quarterly instalments of Rs 27.78 Crores each, starting from 01.12.2024.)	444.44	500.00
From Central Bank of India (CBI) - Loan-III (Secured by first Pari-Passu charge on receivables of the Company with security coverage of 100%.) (Repayable in 25 equal quarterly instalments of Rs 3.85 Crores each and 26th instalment of Rs 3.85 Crores starting from 30.12.2024 however the loan has been fully prepaid on 02.09.2024.)	-	100.00
From State Bank Of India (SBI) - Loan-VI-A (Secured by first Pari-Passu charge on the book debts of the Company by way of hypothecation to the extent of 100% of the Loan amount.) (Repayable in 12 equal quarterly instalments of Rs 41.67 Crores each, starting from 27.09.2024.)	375.00	500.00
From Bank of Baroda (BoB) Bank - Loan-I (Secured by first Pari-Passu charge over receivable of the Company with security coverage of 100%.) (Repayable in 8 equal quarterly instalments of Rs 62.50 Crores each starting on 30.06.2025.)	499.88	500.00
From Indusind Bank (Secured by Pari-Passu charge over book debts and receivables of the Company upto 90 days with security coverage of 100%, bullet repayment of Rs 300 Crores on 19-03-2025 and Rs 120 crores on 26-03-2025.)	-	300.00
From Central Bank of India (Secured by first Pari-Passu charge on the receivables of the Company with security coverage of 100%, bullet repayment on 14.08.2024 for Rs. 315 Crores, 27.08.2024 for Rs 400 Crores and 24.09.2024 for Rs 285 Crores)	-	1,000.00
From State Bank of India (SBI) (Secured by first Pari-Passu charge on the receivables of the Company with security coverage of 100%, bullet repayment of Rs 200 Crores on 07-05-2025, Rs 300 Crores on 08-05-2025, Rs 100 crore on 13-05-2025, Rs 50 crore on 15-05-2025, Rs 75 crore on 19-05-2025 and Rs 60 Crore on 20-05-2025)	785.00	555.00
From State Bank of India (SBI)- Loan-VI Tranche B (Secured by first Pari-Passu charge on the book debts of the Company by way of hypothecation to the extent of 100% of the Loan amount.) (Repayable in 12 equal quarterly instalments of Rs 35.83 Crores each, starting from 02.10.2024.)	358.33	-



From State Bank of India (SBI)- Loan-VI Tranche C (Secured by first Pari-Passu charge on the book debts of the Company by way of hypothecation to the extent of 100% of the Loan amount.) (Repayable in 12 equal quarterly instalments of Rs 8.33 Crores each, starting from 14.10.2024.)	83.33	
From State Bank of India (SBI)- Loan-VI Tranche D (Secured by first Pari-Passu charge on the book debts of the Company by way of hypothecation to the extent of 100% of the Loan amount.) (Repayable in 12 equal quarterly instalments of Rs 53.33 Crores each, starting from 08.11.2024.)	533.33	
From State Bank of India (SBI)- Loan-VI Tranche E (Secured by first Pari-Passu charge on the book debts of the Company by way of hypothecation to the extent of 100% of the Loan amount.) (Repayable in 12 equal quarterly instalments of Rs 27.50 Crores each, starting from 14.11.2024.)	275.00	
From Canara Bank Tranche A (Secured by first Pari-Passu charge on all present and future receivables with security coverage of 100%.) (Repayable in 18 equal quarterly instalments of Rs 5.83 Crores each, starting from 31.01.2025.)	99.17	
From Canara Bank Tranche B (Secured by first Pari-Passu charge on all present and future receivables with security coverage of 100%.) (Repayable in 18 equal quarterly instalments of Rs 19.44 Crores each, starting from 28.02.2025.)	330.56	
From Canara Bank Tranche C (Secured by first Pari-Passu charge on all present and future receivables with security coverage of 100%.) (Repayable in 18 equal quarterly instalments of Rs 2.78 Crores each, starting from 28.02.2025.)	47.22	
From Canara Bank Tranche D (Secured by first Pari-Passu charge on all present and future receivables with security coverage of 100%.) (Repayable in 18 equal quarterly instalments of Rs 21.39 Crores each, starting from 28.02.2025.)	363.61	
From South Indian Bank (Secured by first charge on Pari-Passu basis with other lenders under multiple banking arrangements on standard loans receivables of the Company with minimum security coverage of 100% with bullet repayment on 21-09-2027.)	250.00	
From Bank of Baroda (BoB) Bank - Loan-I Tranche II (Secured by first Pari-Passu charge over receivables of the Company with security coverage of 100%.) (Repayable in 8 equal quarterly instalments of Rs 43.75 Crores each, starting from 30.06.2025.)	350.00	
From IDBI Bank- Loan III (Secured by Pari-Passu charge on book debts to the extent of 100% of the outstanding loan amount.) (Repayable in 18 equal quarterly instalments of Rs 22.22 Crores each starting on 01.04.2025.)	377.77	



From South Indian Bank-Loan II (Secured by first charge on Pari-Passu basis with other lenders under multiple banking arrangement on standard loan receivable of the Company with minimum security coverage of 100%.) (Repayable in 10 equal quarterly instalments of Rs 20.00 Crores each starting on 27.06.2025)	200.00	
From Canara Bank Tranche E (Secured by first Pari-Passu charge on all present and future receivables with security coverage of 100%.) (Repayable in 18 equal quarterly instalments of Rs 23.06 Crores each starting on 30.06.2025)	415.00	
From State Bank of India Tranche A (Secured by first pari-passu charge on book debts of the company by way of hypothecation to the extent of 100% of the loan amount.) (Repayable in 19 equal quarterly instalments of Rs 42.11 Crores each starting on 21.05.2025)	800.00	
From Punjab National Bank- Loan V (Secured by first pari-passu charge on all present and future receivables of the company with minimum security cover of 100% of the loan outstanding amount.) (Repayable in 16 equal quarterly instalments of Rs 125.00 Crores each starting on 31.03.2026)	1,999.99	
From Central Bank of India (CBI) - Loan IV Tranche A (Secured by first pari-passu charge on receivables of the company with security coverage of 100%.) (Repayable in 12 equal quarterly instalments of Rs 29.17 Crores each starting on 31.03.2025)	320.83	
From Central Bank of India (CBI) - Loan IV Tranche B (Secured by first pari-passu charge on receivables of the company with security coverage of 100%.) (Repayable in 12 equal quarterly instalments of Rs 16.67 Crores each starting on 30.04.2025)	200.00	
From Central Bank of India (CBI) - Loan IV Tranche C (Secured by first pari-passu charge on receivables of the company with security coverage of 100%.) (Repayable in 12 equal quarterly instalments of Rs 20.83 Crores each starting on 30.04.2025)	250.00	
From Central Bank of India (CBI) - Loan IV Tranche D (Secured by first pari-passu charge on receivables of the company with security coverage of 100%.) (Repayable in 12 equal quarterly instalments of Rs 13.75 Crores each starting on 30.05.2025)	165.00	
From Central Bank of India (CBI) - Loan IV Tranche E (Secured by first pari-passu charge on receivables of the company with security coverage of 100%.) (Repayable in 12 equal quarterly instalments of Rs 33.33 Crores each starting on 30.05.2025)	400.00	
From Central Bank of India (CBI) - Loan IV Tranche F (Secured by first pari-passu charge on receivables of the company with security coverage of 100%.) (Repayable in 12 equal quarterly instalments of Rs 12.50 Crores each starting on 10.06.2025)	150.00	



From State Bank of India (SBI) - Loan VIII Tranche A (Secured by first pari-passu charge on book debts of the company by way of hypothecation to the extent of 100% of the loan amount) (Repayable in 12 equal quarterly instalments of Rs 166.67 Crores each starting on 05.09.2025)	2,000.00	-
From State Bank of India (SBI) - Loan VIII Tranche B (Secured by first pari-passu charge on book debts of the company by way of hypothecation to the extent of 100% of the loan amount) (Repayable in 12 equal quarterly instalments of Rs 83.33 Crores each starting on 06.09.2025)	1,000.00	-
From Bank of Maharashtra (Secured by first pari-passu charge over standard receivables of the company with minimum security coverage of 100%) (Repayable in 18 equal quarterly instalments of Rs 166.67 Crores each starting on 30.04.2025 and last instalment of Rs 166.61 Crores)	750.00	-
Sub total (A)	26,102.18	23,305.87
B. Term Loans - Unsecured		
From Kreditanstalt fuer Wiederaufbau (KfW) - Loan-I (Guaranteed by the Government of India) (Repayment on half yearly basis starting from 30.12.2009 till 30.12.2039 in 28 installments of Euro 586,451.79 each, 32 installments of Euro 586,963.08 each and 1 installment of Euro 586,963)	162.57	169.45
From Kreditanstalt fuer Wiederaufbau (KfW) - Loan-III (Guaranteed by the Government of India) (Repayment on half yearly basis starting from 30.06.2020 till 30.12.2049 in 9 installments of Euro 332,000 each & 51 installments of Euro 333,000 each.)	153.72	156.21
From Kreditanstalt fuer Wiederaufbau (KfW) - Loan-VII (Guaranteed by the Government of India) (Repayment on half yearly basis starting from 15.05.2023 till 15.05.2035 in 1 installment of USD 8,912,000 and 24 installments of USD 1,408,248.09)	253.09	270.05
From International Bank for Reconstruction and Development (IBRD)- Loan-III (Guaranteed by the Government of India to the extent of 80% of exposure) (Repayment on half yearly basis starting from 15.04.2022 till 15.10.2035 in 3 installments of US\$ 556,508.17 each, 2 installments of US\$ 779,500.64 each, 22 installments of US\$ 1,693,241.41 each and 28th installment of US\$ 1,688,973.99) based on outstanding loan)	318.77	156.03
From International Bank for Reconstruction and Development (IBRD) Clean Technology Fund (CTF) - Loan-III (Guaranteed by the Government of India to the extent of 80% of exposure) (Repayment on half yearly basis starting from 15.04.2027 till 15.10.2056 in 20 installments of US\$ 139,849.43 each and 40 installments of US\$ 279,698.86 each) based on outstanding loan)	119.69	58.22
From Karnataka Bank Loan-I (Repayable in 10 instalments of Rs 45.45 Crores each and 11th (last) quarterly instalment of Rs 45.50 Crores starting from 29.05.2023)	136.37	318.20
From European Investment Bank (EIB) - Loan-I (Guaranteed by the Government of India) (Tranche I - Repayment on half yearly basis starting from 26.09.2019 to 26.03.2035 in 32 installments of US\$ 662,000 each). (Tranche II - Repayment on half yearly basis starting from 15.07.2020 to 15.07.2036 in 32 installments of US\$ 1,999,636.36 each and 1 installment of US\$ 1,999,636.48). (Tranche III - Repayment on half yearly basis starting from 16.02.2021 to 15.08.2036 in 32 installments of US\$ 4,005,375 each).	1,295.32	1,373.08



From European Investment Bank (EIB) - Loan-II (Tranche I - Repayment on half yearly basis starting from 27.02.2023 to 27.08.2035 in 25 instalments of US\$ 2,263,653.85 each and 1 instalment of US\$ 2,263,653.75). (Tranche II - Repayment on half yearly basis starting from 09.03.2024 to 09.03.2037 in 26 instalments of US\$ 4,200,740.74 each and 1 instalment of US\$ 4,200,740.76).	1,269.64	1,344.68
Sub total (B)	3,709.17	3,845.92
Total loan from banks (C=A+B)	29,811.35	27,151.79
(II) From Others		
D. Term loans - secured		
Sub total (D)		
E. Term loans - unsecured		
From National Clean Energy Fund (NCEF) (Repayable in 41 structured quarterly instalments.)	25.42	37.21
From Agence Francaise De Developpement (AFD) - Loan-I (Guaranteed by the Government of India) (Repayment on half yearly basis starting from 31.07.2016 till 31.01.2031 in 29 instalments of Euro 2,333,333.33 each and 30th instalment of Euro 2,333,333.43)	258.51	294.71
From Agence Francaise De Developpement (AFD) - Loan-II ^(viii) (Repayment on half yearly basis starting from 30.11.2019 till 31.05.2029 in 20 instalments of Euro 5,000,000 each. The outstanding amount as on 31.05.2024 has been paid off.) (Also Refer Note 38(26))	-	496.20
From Japan International Cooperation Agency (JICA) - Loan-I (Guaranteed by the Government of India) (Repayment on half yearly basis starting from 20.6.2021 to 20.06.2041 in 1 instalment of JPY 731,720,000 and 40 Instalments of JPY 731,707,000 each)	1,370.30	1,410.84
From Japan International Cooperation Agency (JICA) - Loan-II (Guaranteed by the Government of India) (Repayment on half yearly basis starting from 20.03.2024 to 20.03.2044 in 1 instalment of JPY 731,000,000 & 40 Instalments of JPY 730,975,000 each)	1,576.35	1,610.78
From Government of India (Against International Development Agency (IDA) - Second Renewable Energy Project (INR Loan) (Repayment on half yearly basis starting from 15.10.2010 to 15.04.2035 in 20 instalments of US\$ 625,000.00 each and 30 instalments of US\$ 1,250,000.00 each payable in INR)	224.65	239.70
Sub-Total (E)	3,455.23	4,089.44
Total loans from others (F=D+E)	3,455.23	4,089.44
Total term loans (a=C+F)	33,266.58	31,241.23
(b)Loans repayable on demand :-		
Secured		
From Banks		
Bank of Baroda (Secured by First Pari Passu charge on the book debts and receivables related to standard assets, to the extent of 125% of the loan outstanding)	-	82.62
State Bank of India (SBI) (Secured by First Pari Passu charge on book debts of the company by way of hypothecation to the extent of 100% of the loan amount)	222.92	-
Sub total (b)	222.92	82.62




(c) FCNR(B) Demand Loans :-		
Secured		
Sub total (c)	-	-
Grand total(a+b+c)	33,489.50	31,323.85
Geography wise Borrowings		
Borrowings In India	24,961.89	22,025.18
Borrowings Outside India	8,527.61	9,298.67
Total	33,489.50	31,323.85

- i) Foreign currency borrowings from various multilateral / bilateral agencies viz. ADB, World Bank, KfW, AFD, JICA and EIB have been converted into rupee and hedging of the same is done by undertaking plain vanilla swap transaction / currency interest rate swap / principal only swap / forward contracts etc. with various banks with whom Company has signed International Swaps and Derivative Association (ISDA) Master Agreement. These derivative transactions have been entered into with the participating bank for a maturity period which may be shorter than the maturity period of the loan. The hedging of the foreign currency loan has been carried out at various intervals and in multiple Tranches based on the drawl under the lines of credit and also rollover. In addition to the interest cost and other financial charges, due to hedging of foreign currency loans, these loans carry hedging/derivative cost, which is Tranche wise as per the drawl under the line of credit, thus the applicable rate of interest on these lines of credit has not been disclosed above.
- ii) Rupee Borrowing as on 31-03-2025 mentioned in Note No. 20 were raised at respective Banks/Financial Institutions benchmark rate plus spread ranging from 0 bps to 155 bps.
- iii) The Company raises funds through various instruments including bonds. During the year, the Company has not defaulted in servicing of any of its debt service obligations whether for principal or interest.
- iv) Funds raised during the year have been utilised for the stated objects in the offer document/information memorandum/facility agreement.
- v) The Company has not been declared as a wilful defaulter by any bank or financial institution or other lenders.
- vi) The statements of book debts filed by the Company with banks' financial institutions are in agreement with the books of accounts.
- vii) None of the borrowings have been guaranteed by Directors.
- viii) There were no instances of breach of covenants of loans availed by the Company.

Note 21 : Subordinated Liabilities

Particulars	(₹ in Crores)	
	As on 31.03.2025 At Amortised Cost	As on 31.03.2024 At Amortised Cost
A) Unsecured		
9.23% IREDA Taxable Unsecured (Subordinated Tier-II Bonds-Series VIII- Repayable on 22.02.2029)	150.00	150.00
Less :Transaction Cost on above	0.16	0.19
	149.84	149.81
7.74% IREDA Taxable Unsecured (Subordinated Tier-II Bonds - Series-X- Repayable on 08.05.2030)	500.00	500.00
Less :Transaction Cost on above	0.34	0.39
	499.66	499.61
7.74% IREDA Taxable Unsecured (Subordinated Tier-II Bonds - SD-III- Repayable on 27.03.2035)	910.37	-
Less :Transaction Cost on above	0.77	-
	909.60	-
8.40% IREDA Perpetual Taxable Bonds (Perpetual Tier-I Bonds - Series-I- with call option on 21.03.2035 and on annual anniversary date thereafter)	1,239.00	-
Less :Transaction Cost on above	1.52	-
	1,237.48	-
8.40% IREDA Perpetual Taxable Bonds (Perpetual Tier-II Bonds - Series-I- with call option on 21.03.2035 and on annual anniversary date thereafter)	8.00	-
Less :Transaction Cost on above	0.01	-
	7.99	-
	2,804.57	649.42



Total (A)	2,804.57	649.42
B) Geography wise classification		
Subordinated Liabilities In India	2,804.57	649.42
Subordinated Liabilities Outside India	-	-
Total(B)	2,804.57	649.42

Notes :

- i) During the year ended 31.03.2025 ,the Company has issued Perpetual Debt Instruments for ₹ 1,247 Crores (Year ended 31.03.2024 - Nil) and Subordinated Tier II Bonds for ₹ 910.37 Crores (Year ended 31.03.2024 - Nil). Also refer Note 38(48).

Indian Renewable Energy Development Agency Limited
Notes to Financial Statements

Note 22 :Other Financial Liabilities

(₹ in Crores)

Particulars	As on 31.03.2025	As on 31.03.2024
(a) National Clean Energy Fund (NCEF)	440.57	401.94
(b) Interest & Other Charges Accrued but not due on Borrowings	959.28	621.42
(c) Other Payables		
MNRE Programme Funds	9.45	9.45
MNRE / UNDP -IREDA Scheme Funds (Refer Note 38(42))	158.00	232.12
GEF -MNRE -United Nations Industrial Development Organisation (UNIDO) Project (Refer Note 38(42b))	2.90	2.73
Unclaimed Bond Principal *	0.20	0.20
Unclaimed Bond Interest *	1.93	1.37
Payable to NCEF	0.17	0.17
Lease Liability	3.69	4.03
Others	61.64	66.87
Total	1,637.83	1,340.30

*Out of the same, no amount is eligible to be transferred to Investor Education and Protection Fund

Note 23 :Provisions

(₹ in Crores)

Particulars	As on 31.03.2025	As on 31.03.2024
Provision for Employee Benefits (Refer Note No. 38(6))		
-Provision for Leave Encashment	10.58	9.03
-Provision for Post Retirement Medical Benefit (PRMB)	-	16.88
-Provision for Sick Leave	5.27	5.68
-Provision for Baggage Allowance	0.27	0.24
-Provision for Farewell Gift	0.23	0.20
Others		
-Provision for Indirect Tax (Including on Guarantee Commission) & Others	126.49	103.27
-Contingent provision on Financial Instruments (Loans)*	1,074.65	855.82
Total	1,217.49	991.12

*Including provision for Non Fund Exposure and excluding provision for Stage III loans.

Note 24 :Other Non-Financial Liabilities

(₹ in Crores)

Particulars	As on 31.03.2025	As on 31.03.2024
Revenue received in advance		
Front End Fee Received in Advance	72.58	43.17
Other Advances		
Others	1.36	0.95
Others		
Provident Fund payable	0.04	0.04
Statutory Dues	19.09	11.91
MNRE GOI Fully Serviced Bonds (including interest accrued) (Refer Note 38(43))	1,653.12	1,652.28
Sundry Liabilities -Interest Capitalisation (Funded Interest Term Loan)	82.79	87.85
Capital Grant from World Bank (Refer Note 38(7a))	1.15	1.52
Default Risk Reduction Fund for Access to Energy Projects (KfW VI)#	10.12	9.69
Total	1,840.25	1,807.41

#Provided by KfW to cover up to 70% default risks of the overall access to energy portfolio of the Company under KfW VI line of credit by establishment of a portfolio risk reserve account (PRRA). The said amount shall be utilised to recover up to 70% of outstanding debt service obligation of the borrower, after exhausting DSRA, upon being declared NPA



Indian Renewable Energy Development Agency Limited
Notes to Standalone Financial Statements

Note 25 :Equity Share Capital (₹ in Crores)

Particulars	As on 31.03.2025	As on 31.03.2024
(A) Authorised Share Capital		
6,000,000,000 (Previous year 6,000,000,000) Equity Shares of ₹10 each	6,000 00	6,000 00
	6,000 00	6,000 00
(B) Issued, Subscribed and Fully paid up		
2,687,764.706 Equity Shares of ₹10 each fully paid up (Previous year 2,687,764.706 Equity Shares of ₹10 each)	2,687 76	2,687 76
Fully Paid Up		
Total	2,687.76	2,687.76

Reconciliation of the number of shares outstanding:-

Particulars	As on 31.03.2025		As on 31.03.2024	
	No. of shares	Amount (₹ in Crores)	No. of shares	Amount (₹ in Crores)
Equity Shares at the beginning of the year (of ₹10 each)	2,68,77,64,706	2,687 76	2,68,77,64,706	2,687 76
Add:- Shares Issued & Allotted during the year	-	-	-	-
Brought back during the year	-	-	-	-
Equity Shares at the end of the year (of ₹10 each)	2,68,77,64,706	2,687.76	2,68,77,64,706	2,687.76

Details of the shares held by each shareholder holding more than 5% shares:-

Particulars	As on 31.03.2025		As on 31.03.2024	
	No. of shares	% held	No. of shares	% held
Government of India	2,01,58,23,529	75	2,01,58,23,529	75

Details of Shares held by promoters at the end of the year:-

Particulars	As on 31.03.2025			As on 31.03.2024		
	No. of shares	% of total shares	% Change during the year	No. of shares	% of total shares	% Change during the year
Government of India	2,01,58,23,529	75	0	2,01,58,23,529	75	25

- 1 The Company has issued only one class of equity shares having face value of ₹ 10 per share
- 2 Equity shareholders are entitled to receive dividends which is subject to approval in the ensuing Annual General Meeting, except in case of interim dividend
- 3 The holders of the equity shares are entitled to voting rights proportionate to their shareholding at the meeting of the shareholders
- 4 The company has not, for a year of 5 years immediately preceding the balance sheet date
 - a) issued equity share without payment being received in cash.
 - b) issued equity share by way of bonus share
 - c) bought back any of its share.
- 5 The company has no equity share reserved for issue under options/contracts /commitment for the sale of shares or disinvestment (Refer Note 38(27))
- 6 Calls unpaid (showing aggregate value of calls unpaid by directors and officers) Nil
- 7 Forfeited shares (amount originally paid up) Nil
- 8 For Capital Management Refer Note 38(23)



Indian Renewable Energy Development Agency Limited
Notes to Standalone Financial Statements

Note 26 : Other Equity *

(₹ in Crores)


Particulars	As on 31.03.2025	As on 31.03.2024
(a) Reserves and Surplus		
(i) Special Reserve	1,943.10	1,581.10
(ii) Debenture Redemption Reserve	439.01	397.75
(iii) General Reserve	3,560.48	2,610.48
(iv) Foreign Currency Monetary Item Translation Reserve (FCMITR)	(379.08)	(318.37)
(v) NBFC Reserve	1,052.83	712.83
(vi) Securities Premium	864.26	863.63
(b) Retained Earnings	28.04	38.26
(c) Effective portion of Cash Flow Hedges		
(i) Cash Flow Hedge Reserve	69.76	(14.02)
Total Other Equity (a+b+c)	7,578.40	5,871.66

*For changes during the year refer to Statement of Changes in Equity.

Details of other equity is shown as below:

(₹ in Crores)

Particulars	As on 31.03.2025	As on 31.03.2024
Special Reserves		
Under Section 36(1)(viii) of the Income Tax Act 1961		
Balance at the beginning of the year	1,581.10	1,317.10
Add : Additions / Transfers during the year	362.00	264.00
Less : Written back during the year	-	-
Balance at the end of the year	1,943.10	1,581.10
Debenture Redemption Reserve		
Balance at the beginning of the year	397.75	397.97
Add : Additions / Transfers during the year	41.26	45.03
Less : Written back during the year	-	45.26
Balance at the end of the year	439.01	397.75
General Reserve		
Balance at the beginning of the year	2,610.48	1,910.48
Add : Additions / Transfers during the year	950.00	700.00
Less : Written back during the year	-	-
Balance at the end of the year	3,560.48	2,610.48
Foreign Currency Monetary Item Translation Reserve (FCMITR)		
Balance at the beginning of the year	(318.37)	(580.40)
Add : Additions / Transfers during the year	(65.26)	268.62
Less : Amortization during the year	(4.55)	6.59
Balance at the end of the year	(379.08)	(318.37)
NBFC Reserve (Section 45-1C of RBI Act 1934)		
Balance at the beginning of the year	712.83	461.83
Add : Additions / Transfers during the year	340.00	251.00
Balance at the end of the year	1,052.83	712.83
Securities Premium		
Balance at the beginning of the year	863.63	-
Add : Premium on shares issued during the year	-	886.96
Less : Utilized during the year for the Share Issue Expenses (Net of Tax Benefit)	-	23.33
Add : Adjustment for Share Issue Expenses (Net of Tax Benefit)	0.63	-
Balance at the end of the year	864.26	863.63
Retained Earnings		
Retained Earning at the beginning of the year	38.26	2.51
Add : Profit for the year	1,698.60	1,252.24
Add : Other Comprehensive Income	(15.55)	(1.71)
Less : Transfer to Special Reserve	362.00	264.00
Add/(Less) : Net Transfer to / (from) Debenture Redemption Reserve	41.26	(0.23)
Less : Transfer to General Reserve	950.00	700.00
Less : Transfer to NBFC Reserve	340.00	251.00
Balance at the end of the year	28.04	38.26



Effective portion of Cash Flow Hedges		
Cash Flow Hedge Reserve		
Balance at the beginning of the year	(14.02)	141.07
Add: Recognition through Other Comprehensive Income/(Expense) (Net of Taxes)	83.78	(155.09)
Balance at the end of the year (Net of Taxes)	69.76	(14.02)
Total	7,578.40	5,871.67

1 Nature and purpose of Reserves

1.1 Special Reserve:

Special reserve has been created to avail income tax deduction under section 36(1)(viii) of Income-Tax Act, 1961 @ 20% of the profit before tax arrived from the business of providing long term finance. Accordingly, a sum of ₹ 362.00 Crores has been provided for the year ended 31.03.2025 (previous year ₹ 264.00 Crores).

1.2 Debenture Redemption Reserve:

In terms of Rule 18 (7)(b)(ii) of the Companies Act 2013, the Company is required to create a Debenture Redemption Reserve (DRR) upto 25% of the bonds issued through public issue. The Company has made a provision for DRR, so as to achieve the required amount over the respective tenure of the Tax-Free Bonds. Accordingly, a sum of ₹ 41.26 Crores has been provided for the year ended 31.03.2025 (previous year ₹ 45.03 Crores).

1.3 General Reserve:

General Reserve is used from time to time to transfer profits from retained earnings for appropriation purposes, as the same is created by transfer from one component of equity to another.

1.4 Foreign Currency Monetary Item Translation Reserve:

Foreign Currency Monetary Item Translation Difference Account represents unamortized foreign exchange gain/loss on Long-term Foreign Currency Borrowings that are amortized over the tenure of the respective borrowings. The company has adopted exemption of para D13AA of Ind AS 101, according to which a first-time adopter may continue the policy adopted for accounting for exchange differences arising from translation of long-term foreign currency monetary items recognized in the financial statements for the year ending immediately before the beginning of the first Ind AS financial year as per the previous GAAP. Accordingly, all transactions in foreign currency are recorded at the exchange rate prevailing at the date of the transaction. The exchange differences arising on reporting of long-term foreign currency monetary items outstanding as on March 31, 2018, at rate prevailing at the end of each year, different from those at which they were initially recorded during the year, or reported in previous financial statements, are accumulated in a "Foreign Currency Monetary Item Translation Reserve Account" and amortized over the balance year of such long term monetary item, by recognition as income or expense in each of such years. Long-term foreign currency monetary items are those which have a term of twelve months or more at the date of origination. Movement of FCMITR has been shown in the table above.

1.5 NBFC Reserve:

In terms of RBI circular no. DNBR (PD)CC No 092/03-10-001/2017-18 dated May 31, 2018, the Company is required to create NBFC reserve under Section 45-IC of RBI Act, 1934 @ 20% of post-tax profit. Accordingly, for the year ended 31.03.2025, an amount of ₹ 340 Crores has been appropriated (previous year ₹ 251.00 Crores) towards NBFC reserve.

1.6 Securities Premium:

Securities premium is used to record the premium on issue of shares. The reserve can be utilized only for limited purposes in accordance with the provisions of the Companies Act, 2013. Expenditure on issue of shares is charged to the securities premium account.

1.7 Retained Earnings:

Retained earnings represent profits and items of other comprehensive income recognized directly in retained earnings earned by the Company less dividend distributions and transfer to and from other reserves.

1.8 Cash Flow Hedge Reserve:

The Company uses derivative instruments in pursuance of managing its foreign currency risk and interest rate risk associated on borrowings. For hedging foreign currency and interest rate risk, the Company uses foreign currency forward contracts, cross currency swaps and interest rate swaps. To the extent the derivative contracts designated under the hedge accounting are effective hedges, the change in fair value of the hedging instrument is recognized in 'Effective Portion of Cash Flow Hedges'. Amounts recognized in such reserve are reclassified to the Standalone Statement of Profit or Loss when the hedged item affects profit or loss. Movement of Cash Flow Hedge Reserve has been shown in the table above.



Indian Renewable Energy Development Agency Limited
Notes to Standalone Financial Statements

Note 27 : Interest Income

(₹ in Crores)

Particulars	Year ended 31.03.2025	Year ended 31.03.2024
(i) Interest on Loans	6,539.89	4,781.68
Less: Rebate	44.54	32.80
Interest on Loans (Net)	6,495.35	4,748.88
(ii) Interest Income on Investments		
-Interest on GOI Securities	40.03	6.71
(iii) Interest on Deposits with Banks		
-Short Term Deposit- INR	17.37	28.67
-Short Term Deposit-Foreign Currency	1.75	4.62
(iv) Other Interest Income		
-Interest on SB a/c	-	0.08
(v) Differential Interest	20.89	33.44
Total	6,575.39	4,822.40

Interest on Financial Assets measured at Amortised Cost

Note 28 : Fees and Commission Income

(₹ in Crores)

Particulars	Year ended 31.03.2025	Year ended 31.03.2024
Business Service Fees		
(i) Fee Based Income	17.17	17.21
(ii) Consultancy Fee	-	0.16
(iii) Gurantee Commission	68.37	31.54
Total business Service Fees (a)	85.54	48.91
Service Charge		
(i) Government Scheme Implementation	10.17	11.11
Total Service Charges - Government Scheme Implementation (b)	10.17	11.11
Total (a+b)	95.71	60.02

Note 29 : Net Gain/(Loss) on Fair Value Changes*

(₹ in Crores)

Particulars	Year ended 31.03.2025	Year ended 31.03.2024
Net gain/(loss) on Financial Instruments at Fair Value Through Statement of Profit and Loss other than Trading Portfolio		
(i) Derivatives		
- Fair Value Changes on Derivative Cover taken for Foreign Currency Loans	13.13	(11.26)
Fair Value changes		
- Realised	-	-
- Unrealised	13.13	(11.26)
Total Net Gain/(Loss) on Fair Value Changes	13.13	(11.26)

*Fair Value changes in this schedule are other than those arising on account of accrued interest income/expenses

Note 30 :Other Operating Income

(₹ in Crores)

Particulars	Year ended 31.03.2025	Year ended 31.03.2024
(i) Revenue from Solar Power Plant*		
Sale of Power (a)	27.02	29.80
Less: Rebate to Customer (b)	0.54	0.60
Revenue from Solar Power Plant (Net) (c=a-b)	26.48	29.20
(ii) Bad Debts Recovered	31.70	63.57
Total (i+ii+iii)	58.18	92.77

*(Refer Note No. 38(30) and 38(31))

Note 31 :Other Income

(₹ in Crores)

Particulars	Year ended 31.03.2025	Year ended 31.03.2024
Excess Provision Written off	0.01	0.01
Interest on Staff Loan	1.93	1.29
Interest on Income Tax Refund	9.68	-
Rental Income (Refer Note No. 38(18))	0.07	0.02
Others	0.68	0.04
Total	12.37	1.36



Note 32 : Finance Cost*

(₹ in Crores)

Particulars	Year ended 31.03.2025	Year ended 31.03.2024
Interest on Borrowings	2,243.56	2,027.98
Interest on Debt Securities	1,759.15	962.31
Interest on Subordinated Liabilities	56.62	52.59
Other Borrowing Costs	80.25	120.46
Transaction Cost on Borrowings	1.11	0.40
Interest on Lease Liability	0.34	0.36
Total	4,141.03	3,164.10

*Finance Cost on Financial Liabilities are measured at fair value through Amortised Cost

Note 33 : Net Translation/ Transaction Exchange Loss

(₹ in Crores)

Particulars	Year ended 31.03.2025	Year ended 31.03.2024
Net Translation/ Transaction Exchange Loss	37.06	(9.94)
Amortization of FCMITR	4.55	(6.59)
Total	41.61	(16.53)

Also refer Note 38(26)

Note 34 : Impairment on Financial Instruments

(₹ in Crores)

Particulars	Year ended 31.03.2025	Year ended 31.03.2024
Loans	237.23	(67.22)
Total	237.23	(67.22)

Impairment on Financial Instruments measured at Amortised Cost

For more details Refer Note No 38(19)

Note 35 : Employee Benefits Expense

(₹ in Crores)

Particulars	Year ended 31.03.2025	Year ended 31.03.2024
Salaries and Wages	63.05	57.98
Contribution to Provident and Other Funds	5.85	4.90
Staff Welfare Expenses	12.03	8.29
Human Resource Development Expenses	0.12	0.15
Total	81.05	71.32

Note 36 : Depreciation, Amortization and Impairment

(₹ in Crores)

Particulars	Year ended 31.03.2025	Year ended 31.03.2024
Depreciation on Property Plant and Equipment (PPE) (Refer Note 38(5))	31.47	24.22
Amortization of Intangible Assets (Refer Note 38(17))	0.85	0.63
Depreciation on Investment Property (Refer Note 38(18))	0.00	0.00
Amortization of Right to Use Asset (Refer Note 38(32))	6.48	5.50
Total	38.80	30.35

Note 37 : Other Expenses

(₹ in Crores)

Particulars	Year ended 31.03.2025	Year ended 31.03.2024
Rent, Taxes and Energy Cost	14.13	16.05
Repairs and Maintenance	7.10	7.26
Communication Costs	2.23	1.13
Printing and stationery	0.41	0.49
Advertisement and Publicity	8.16	10.57
Director's fees, Allowances and Expenses	2.34	1.78
Auditor's fees and expenses (Refer Note No 38(39))	0.49	0.55
Legal and Professional charges	19.39	24.06
Travelling and Conveyance	6.64	6.74
Insurance	0.40	0.14
Bad Debts	14.74	-
Credit Rating Expenses	1.58	1.30
Loss on Sale of PPE	0.54	0.64
Other Expenditure	8.33	5.80
Total	86.48	76.51



NOTE - '38' – NOTES TO FINANCIAL STATEMENTS

1. Company Overview

The Company is a Government Company registered with the Reserve Bank of India (RBI) as a Non-Banking Financial Company (NBFC). The registered office of the Company is at 1st Floor, India Habitat Centre, East Court, Core- 4A, Lodhi Road, New Delhi -110003. The Company has also been accorded Schedule "A" status vide DPE letter dated 27 September 2023 and upgraded to 'Navratna' by DPE vide letter dated 26 April 2024.

Any direction issued by RBI or other regulators are implemented as and when they become applicable. In terms of Master Direction – Reserve Bank of India (Non-Banking Financial Company – Scale Based Regulation) Directions, 2023 dated 19 October 2023 (as amended) herewith referred as Master Direction 2023 the Company falls under NBFC-Middle Layer (ML). The Company has been granted the status of Infrastructure Finance Company (IFC) by RBI vide letter dated 13 March 2023 & is classified as "NBFC-IFC" as per Master Direction 2023.

Equity Shares and Non-Convertible Debt Securities of the Company are listed on National Stock Exchange of India Limited (NSE) and/or BSE Limited.

The Balance Sheet, the Statement of Profit and Loss and the Statement of Changes in Equity (SOCIE) are presented in the format prescribed under Division III of Schedule III of the Companies Act, 2013 for NBFCs that are required to comply with Indian Accounting Standards (Ind AS). The Statement of Cash Flows has been presented as per the requirement of Ind AS 7 – "Statement of Cash Flows".

2. Disclosure in respect of Indian Accounting Standard (Ind AS)-10 "Events after the Reporting Period"

Approval of financial statements

The financial statements for the year ended on 31 March 2025 were approved by the Board of Directors of the Company and authorized for issue on **15 April 2025**.

3. Disclosure in respect of Indian Accounting Standard (Ind AS)-12 "Income Taxes"

A. Tax recognized in Statement of Profit and Loss

Particulars	(₹ in Crores)	
	Year ended 31.03.2025	Year ended 31.03.2024
Current tax expense relating to:		
Current year	477.02	398.12
Earlier years*	(5.71)	14.92
Sub Total (A)	471.31	413.04
Deferred tax expense		
Origination and reversal of temporary differences	(66.11)	19.98
Sub Total (B)	(66.11)	19.98
Total (C=A+B)	405.20	433.02
Tax Expenses/(saving) recognized on remeasurements of the defined benefit plans and effective portion of gain/(loss) on hedging instrument in cash flow hedge reserve (D)	22.95	(52.74)
Total Tax recognized in Statement of Profit and Loss (C+D)	428.15	380.28

*Determined in current year

B. Tax recognized in Other Comprehensive Income

Particulars	(₹ in Crores)	
	Year ended 31.03.2025	Year ended 31.03.2024
Income tax on remeasurement of the defined benefit plans	(5.23)	(0.58)
Income Tax on effective portion on hedging instrument in cash flow hedge reserve	28.18	(52.16)
Total Tax recognized in Other Comprehensive Income	22.95	(52.74)

C. Tax recognized in Other Equity

Particulars	(₹ in Crores)	
	Year ended 31.03.2025	Year ended 31.03.2024
Tax Expenses/(saving) on Share Issue Expenses	(0.21)	(7.85)
Total Tax recognized in Other Equity	(0.21)	(7.85)



Notes to Standalone Financial Statements
For the year ended 31st March 2025

D. Reconciliation of tax expense and accounting profit

(₹ in Crores)		
Particulars	Year ended 31.03.2025	Year ended 31.03.2024
Profit before Tax & OCI	2,194.97	1,475.71
Applicable income tax rate (%)	25.17%	25.17%
Expected Income tax	552.43	371.41
Tax effect of income tax adjustments		
Depreciation, amortization & Loss on sale of Property, Plant and Equipment (PPE)	0.16	(0.59)
Deferred Items & OCI adjustment	0.59	0.60
Treatment of Foreign Currency Monetary Item Translation Reserve (FCMITR)	(34.59)	52.16
Impairment on Financial Instruments	26.54	17.88
Disallowance u/s 43B of Income Tax Act, 1961	0.05	2.76
Deduction u/s 36(1) of Income Tax Act, 1961	(117.66)	(84.54)
CSR expenses & Others	6.24	5.54
Other deductible tax expenses	(0.01)	(0.00)
Excess Tax Provided	0.10	0.17
Tax expense relating to earlier years	(5.71)	14.92
Total tax expenses in the Statement of Profit and Loss	428.14	380.31
Actual effective income tax rate on Book Income (%)	19.51%	25.77%

E. Movement of Deferred Tax

For the Year ended 31.03.2025

(₹ in Crores)					
Particulars	Net balance as at 01.04.2024	Recognized in profit and loss	Recognized in OCI	Recognized in Other Equity	Net balance as at 31.03.2025
Deferred Tax Assets					
Provision for Indirect Tax & Other on Guarantee Commission	26.31	1.76	-	-	28.07
Provision for Employee Benefits	3.92	(5.07)	5.23	-	4.08
Provision for Impairment on financial instruments	358.84	32.66	-	-	391.50
Fees Income - Deferred in Books	54.62	18.23	-	-	72.85
Share Issue Expenses	6.28	(1.52)	-	(0.21)	4.55
Total Deferred Tax Assets	449.97	46.07	5.23	(0.21)	501.05
Deferred Tax Liabilities					
Depreciation & amortization	43.86	(3.14)	-	-	40.72
Foreign Currency Monetary Item Translation Reserve (FCMITR)	114.72	(19.31)	-	-	95.41
Transaction cost on Bonds	1.94	2.41	-	-	4.35
Total Deferred Tax Liabilities	160.52	(20.04)	-	-	140.48
Net deferred tax asset/(liability)	289.44	66.11	5.23	(0.21)	360.57

For the Year ended 31.03.2024

(₹ in Crores)					
Particulars	Net balance as at 01.04.2023	Recognized in profit and loss	Recognized in OCI	Recognized in Other Equity	Net balance as at 31.03.2024
Deferred Tax Assets					
Provision for Indirect Tax & Other on Guarantee Commission	23.88	2.43	-	-	26.31
Provision for Employee Benefits	9.42	(6.07)	0.57	-	3.92
Provision for Impairment on financial instruments	393.63	(34.79)	-	-	358.84
Fees Income - Deferred in Books	48.95	5.67	-	-	54.62
Share Issue Expenses	-	(1.57)	-	7.85	6.28
Total Deferred Tax Assets	475.88	(34.33)	0.57	7.85	449.97



Notes to Standalone Financial Statements
For the year ended 31st March 2025

Deferred Tax Liabilities					
Depreciation & amortization	45.75	(1.89)	-	-	43.86
Foreign Currency Monetary Item Translation Reserve (FCMTR)	128.50	(13.79)	-	-	114.72
Transaction cost on Bonds	0.61	1.33	-	-	1.94
Transaction cost on Loans	0.00	(0.00)	-	-	-
Total Deferred Tax Liabilities	174.86	(14.35)	-	-	160.52
Net deferred tax asset/(liability)	301.02	(19.98)	0.57	7.85	289.45

F. Deductible temporary differences / unused tax losses / unused tax credits carried forward

Particulars	(₹ in Crores)			
	As at 31.03.2025	Expiry date	As at 31.03.2024	Expiry date
Deductible temporary differences /unused tax losses/unused tax credits for which no deferred tax asset has been recognized	-	NA	-	NA

G. Aggregate current tax and deferred tax that are recognized directly to Other Equity/OCI

Particulars	(₹ in Crores)	
	Year ended 31.03.2025	Year ended 31.03.2024
Tax Expenses/(saving) on re measurements of Defined benefit Plans	(5.23)	(0.58)
Tax Expenses/(saving) on Effective portion of gain/(loss) on hedging instrument in cash flow hedge reserve	28.18	(52.16)
Tax Expenses/(saving) on Share Issue Expenses	(0.21)	(7.85)
Total	22.74	(60.59)

4. Undisclosed income

There were no transactions not recorded in the books of accounts that has been surrendered or disclosed as income during the current and previous year in the tax assessments under the Income Tax Act, 1961. Thus, no further accounting in the books of accounts is required.

5. Disclosure in respect of Indian Accounting Standard (Ind AS)-16 "Property, Plant and Equipment"

Decommissioning liabilities included in the cost of property, plant and equipment

As per Ind AS 16 Property, Plant and Equipment, Appendix A "Changes in Existing Decommissioning, Restoration and Similar Liabilities", specified changes in decommissioning, restoration or similar liability needs to be added to or deducted from the cost of the asset to which it relates; the adjusted depreciable amount of the asset is then depreciated prospectively over its remaining useful life.

As per para 55 of Ind AS 16, the depreciable amount of an asset is determined after deducting its residual value. The amount of decommissioning liability and residual value related to solar plant is not reliably ascertainable. Hence, decommissioning liability related to the solar plant and the residual value have not been considered. Further, the management is of the opinion that the decommissioning cost (net of residual value of the solar plant), shall not be material.

6. Disclosure in respect of Indian Accounting Standard (Ind AS)-19 "Employee Benefits"

General description of various defined employee's benefits schemes is as under:-

- **Provident Fund((Defined Contribution Fund)):** During the year ended 31 March 2025, the Company has recognized an expense of ₹ 3.15 crores (previous year : ₹ 2.87 crores) in respect of contribution to Provident Fund at predetermined fixed percentage of eligible employees' salary and charged to statement of profit and loss.
- **National Pension Scheme / Superannuation Benefit Fund (Defined Contribution Fund):** During the year ended 31 March 2025, the Company has recognized an expense of ₹ 2.29 crores in respect of contribution to National Pension Scheme (NPS) (previous year: ₹ 2.17 crores) at predetermined fixed percentage of eligible employees' salary and charged to statement of profit and loss.

Other Benefits:

- **Earned Leave (EL) benefit:** Accrual 30 days per year. Encashment 2 times in a calendar year while in service. Encashment on retirement or superannuation maximum 300 days inclusive of Half Pay Leave (HPL).



Notes to Standalone Financial Statements

For the year ended 31st March 2025

For year ended 31 March 2025, the Company has recognized ₹ 2.38 crores (previous year: ₹ 3.05 crores) towards earned leave as per actuarial valuation.

- **Half Pay Leave (HPL) benefit:** Accrual 10 full days per year. No encashment while in service. Encashment on retirement or superannuation maximum 300 days inclusive of EL.

For year ended 31 March 2025, the Company has recognized ₹ 0.19 crores (previous year: ₹ 1.51 crores) towards Half pay leave as per actuarial valuation.

- **Gratuity:** Accrual of 15 days salary for every completed year of service. Vesting period is 05 years and the payment is limited to 20 Lakhs subsequent to the pay revision applicable from 01 January 2017.

As per actuarial valuation for the year ended 31 March 2025, Net Asset recognized in Balance Sheet towards gratuity is ₹ 0.42 crores (previous year: ₹ 0.21 crores) for on roll employee, whereas the assets held of ₹ 13.01 crores against the liability of ₹ 12.59 crores (previous year: ₹ 12.40 crores against the liability of ₹ 12.19 crores).

- **Post-Retirement Medical Benefit (PRMB) Scheme :** The Company provides for the defined benefit plans for Post-Retirement Medical Scheme using projected unit credit method of actuarial valuation. Under the scheme eligible ex-employees and eligible dependent family members are provided medical facilities. IREDA Post-Retirement Medical Scheme (PRMS) Trust became operative, and the post-retirement medical benefits have been governed under IREDA PRMS Trust & Rules w.e.f. 01 October 2024. The beneficiaries consist of retired employees and their dependents for medical benefits as per applicable rules.

An amount of ₹ 42.87 crores has been transferred to the Trust, comprising ₹ 32.87 crores, based on the actuarial valuation as of 30 September 2024 and ₹ 10.00 crores, as an additional contribution to ensure the Trust's long-term viability and facilitate the smooth operation to extend medical assistance. The funds have been invested with LIC of India against the Policy in place.

As per actuarial valuation for the year ended 31 March 2025, Net Asset recognized in Balance Sheet towards PRMS is ₹ 4.55 crores, whereas the assets held of ₹ 44.27 crores against the liability of ₹ 39.71 crores (previous year: Nil crores assets against the liability of ₹ 16.89 crores).

- **Baggage Allowance:** At the time of superannuation, employees are entitled to settle at a place of their choice, and they are eligible for Baggage Allowance.

As per actuarial valuation for the year ended 31 March 2025, towards Baggage Allowance the Company has provided ₹ 0.04 crores (previous year: ₹ 0.03 crores).


- **Farewell Gift:** At the time of superannuation of employees, company provides farewell gift to employee as per policy framed for this purpose. Value of gift is determined on the basis on designation of the superannuating employee.

During the year ended 31 March 2025, the Company has provided towards the Farewell Gift ₹ 0.03 crores (previous year: ₹ 0.02 crores).

The summarized position of various defined benefits recognized in the Statement of Profit & Loss, Other Comprehensive Income (OCI) and Balance Sheet & other disclosures are as under:-

❖ Change in the Present value of the obligation

Particulars	Year ended	(₹ in Crores)					
		Gratuity	PRMB*	Sick Leave	Earned Leave	Baggage	Farewell Gift
		(Funded)			(Unfunded)		
Present Value of Obligation as at the beginning	01.04.2024	12.18	16.88	5.62	8.85	0.24	0.20
	01.04.2023	10.38	13.84	3.46	6.32	0.22	0.11
Interest Cost	31.03.2025	0.88	1.22	0.41	0.65	0.02	0.01
	31.03.2024	0.82	1.02	0.31	0.51	0.02	0.01
Current service cost	31.03.2025	0.70	1.79	0.88	1.58	0.02	0.02
	31.03.2024	0.66	0.70	1.08	1.63	0.02	0.01
Past Service cost	31.03.2025	-	-	-	-	-	-
	31.03.2024	-	-	-	-	-	-
Benefits Paid	31.03.2025	(1.25)	(1.07)	(0.27)	(1.01)	-	(0.02)
	31.03.2024	(1.63)	(0.43)	(0.67)	(1.63)	-	(0.05)



Notes to Standalone Financial Statements
For the year ended 31st March 2025

Rate of salary increase	31.03.2025	6.50%	6.50%	6.50%	6.50%	6.50%	-
	31.03.2024	6.50%	6.50%	6.50%	6.50%	6.50%	-
Method used	31.03.2025	PUC	PUC	PUC	PUC	PUC	PUC
	31.03.2024						

*PRMB scheme became funded w.e.f 22 October 2024

❖ Sensitivity Analysis of the defined benefit obligation

							(₹ in Crores)
A) Impact of the change in discount rate	Gratuity	PRMB*	Sick Leave	Earned Leave	Baggage	Farewell Gift	
	(Funded)		(Unfunded)				
Present value of obligation at the end	12.59	39.71	5.27	10.58	0.27	0.23	
Impact due to increase of 0.50%	(0.50)	(1.37)	(0.18)	(0.51)	(0.01)	(0.01)	
Impact due to Decrease of 0.50%	0.53	1.44	0.19	0.55	0.01	0.01	
B) Impact of the change in Salary increase	Gratuity	PRMB*	Sick Leave	Earned Leave	Baggage	Farewell Gift	
Present value of obligation at the end	12.59	39.71	5.27	10.58	0.27	-	
Impact due to increase of 0.50%	0.15	1.46	0.19	0.55	0.01	-	
Impact due to Decrease of 0.50%	(0.20)	(1.40)	(0.18)	(0.51)	(0.01)	-	

Sensitivities due to mortality & withdrawals are not material & hence impact of change due to these are not calculated. Sensitivities as rate of increase of pensions in payment, rate of increase of pensions before retirement & life expectancy are not applicable.

*PRMB scheme became funded w.e.f 22 October 2024

• Performance Related Pay

During the year ended 31 March 2025, the Company has made a provision of ₹ 9.43 crores (previous year: ₹ 4.91 crores (net of reversal) was created) towards the performance related pay. An amount of ₹ 6.00 crores was paid during the year (previous year: ₹ 8.84 crores) to the eligible employees as per the underlying scheme.

7. Disclosure in respect of Indian Accounting Standard (Ind AS) -20 "Accounting for Government Grants and Disclosure of Government Assistance"

a) Grant for Capital Assets

World Bank Clean Technology Fund (CTF) Grant: -

World Bank CTF Grant received related to Intangible assets are treated as deferred income and are recognized in the Statement of Profit and Loss on a systematic and rational basis over the useful life of the asset as a deduction to amortization expense. Refer Note 38(17) to Financial Statements.

The Company has received total Grant of ₹ 5.50 crores till 31 March 2025 (previous year: ₹ 5.50 crores) including reimbursements to the Company and direct disbursement to vendors. The Company has disclosed ₹ 1.15 crores as balance grant (previous year: ₹ 1.52 crores) towards the procurement of intangible assets till 31 March 2025. The Company has disclosed the said grant as "Capital Grant from World Bank -Clean Technology Fund (CTF)" under "Other non - financial liabilities"(Refer Note 24) to Financial Statements. The movement of Grant for Capital Assets is as follows:


			(₹ in Crores)	
Particulars	Year Ended 31.03.2025	Year Ended 31.03.2024		
Opening Balance	1.52	4.25		
Grant received during the year	-	1.25		
Grant recognized in Statement of P&L	0.37	3.98		
Closing Balance	1.15	1.52		

b) Revenue Grant

The Company has received a revenue grant "Technical Assistance" (TA) from World Bank, amounting to ₹ 6.92 crores for the year ended 31 March 2025 (previous year: ₹ 2.45 crores) for engaging external consultant to assess loan applications under World bank line of credit. The Company is in compliance with Ind AS 20 "Government grant and assistance" and has adopted to present its revenue grant as deduction to the related expenses.

Following table discloses the amount recognized in the statement of Profit & Loss :-

				(₹ in Crores)
Year ended	TA Component received	Expenses incurred against the TA	Net amount recognized in Statement of Profit & Loss	
31.03.2025	6.92	6.92	-	
31.03.2024	2.45	2.45	-	



Notes to Standalone Financial Statements
For the year ended 31st March 2025

8. Disclosure in respect of Indian Accounting Standard (Ind AS)-23 "Borrowing Costs"
₹ Nil crores (previous year: ₹ Nil crores)

9. Disclosure in respect of Indian Accounting Standard (Ind AS)-24 "Related Parties Disclosures"

A. Disclosures for Other than Govt. and Govt. Related Entities

List of Related Party

As at 31.03.2025

Key Management Personnel (KMP)		
Name of Related Party	Type of Relationship	Period
Shri Pradip Kumar Das	Chairman & Managing Director ¹	01.04.2024 to 31.03.2025
Dr. Bijay Kumar Mohanty	Director- Finance & Chief Financial Officer Addl. Charge of Director (Projects) ²	01.04.2024 to 31.03.2025 01.04.2024 to 04.03.2025
Shri Padam Lal Negi	Director - Government Nominee ³	01.04.2024 to 31.03.2025
Shri Ajay Yadav	Director - Government Nominee ⁴	01.04.2024 to 11.12.2024
Shri Shabdsharan N. Brahmhatt	Director - Independent Director ⁵	01.04.2024 to 20.01.2025 28.03.2025 to 31.03.2025
Dr. Jagannath C. M. Jodidhar	Director - Independent Director ⁶	01.04.2024 to 31.03.2025
Shri Ram Nihal Nishad	Director -Independent Director	01.04.2024 to 31.03.2025
Smt. Rohini Rawat	Director -Independent Director	01.04.2024 to 31.03.2025
Smt. Ekta Madan	Company Secretary & Compliance Officer ⁷	01.04.2024 to 31.03.2025

Subsidiary/Associate/JV		
Name of Related Party	Type of Relationship	Period
IREDA Global Green Energy Finance IFSC Ltd.	Subsidiary*	07.05.2024 to 31.03.2025

*Also Refer Note 38(11)

As at 31.03.2024

Key Management Personnel (KMP)		
Name of Related Party	Type of Relationship	Period
Shri Pradip Kumar Das	Chairman & Managing Director ¹ Addl. Charge of Director (Finance) ¹ Addl. Charge of Director (Technical) ¹	01.04.2023 to 31.03.2024 01.04.2023 to 12.10.2023 01.04.2023 to 04.03.2024
Dr. Bijay Kumar Mohanty	Director- Finance ² Chief Financial Officer ² Addl. Charge of Director (Technical) ²	12.10.2023 to 31.03.2024 16.10.2023 to 31.03.2024 05.03.2024 to 31.03.2024
Shri Padam Lal Negi	Director - Government Nominee ³	01.04.2023 to 31.03.2024
Shri Ajay Yadav	Director - Government Nominee ⁴	01.04.2023 to 31.03.2024
Shri Shabdsharan N. Brahmhatt	Director - Independent Director ⁵	01.04.2023 to 31.03.2024
Dr. Jagannath C. M. Jodidhar	Director - Independent Director ⁶	01.04.2023 to 31.03.2024
Shri Ram Nihal Nishad	Director -Independent Director	01.04.2023 to 31.03.2024
Smt. Rohini Rawat	Director -Independent Director	01.04.2023 to 31.03.2024
Dr. R. C. Sharma	GM (F&A) & Chief Financial Officer ²	01.04.2023 to 16.10.2023
Smt. Ekta Madan	Company Secretary & Compliance Officer ⁷	01.04.2023 to 31.03.2024

¹Shri Pradip Kumar Das has been appointed as Chairman & Managing Director (CMD), IREDA w.e.f. 06 May 2020, and was entrusted with additional charge of Director (Finance) w.e.f. 06 May 2020. Subsequently, MNRE extended the additional charge of Director (Finance) to Shri Pradip Kumar Das, CMD, IREDA from time to time and last extended w.e.f. 06 November 2022 for a period of 01 (One) year or till the assumption of charge of the post by regular incumbent, or until further orders whichever is earliest. After joining of Dr. Bijay Kumar Mohanty as Director (Finance) of IREDA w.e.f. 12 October 2023 (A/N), the additional charge of the Director (Finance), IREDA to Shri Pradip Kumar Das was ended.

MNRE vide its letter dated 30 August 2023 have accorded ex-post facto approval for the entrustment of the Additional Charge of the post of Director (Technical) to Shri Pradip Kumar Das, Chairman and Managing Director, IREDA for a period of 01 (One) year w.e.f. 05 March 2023, or till the appointment of a regular incumbent to the post or until further orders, whichever is the earliest. Accordingly, the said charge was valid till 04 March 2024.

²Dr. Bijay Kumar Mohanty has been appointed as Director (Finance) of the Company for a period of five years w.e.f. 12 October 2023 (A/N) in pursuance to MNRE Order no. 1/22/2017-IREDA dated 12 October 2023. Further, Dr. Bijay Kumar Mohanty, Director (Finance) has been appointed as Chief Financial Officer (CFO) and Key Managerial Personnel (KMP) of the Company in place of Dr. R.C. Sharma, GM (F&A) & CFO w.e.f. 16 October 2023.

MNRE vide Office Order No. 1/13/2017-IREDA dated 27 March 2024, have entrusted the additional charge of the post of Director (Technical), to Shri Bijay Kumar Mohanty, Director (Finance), for a period of 6 (six) months w.e.f. 05 March 2024, or till the appointment of regular incumbent, or until further orders, whichever is earliest.

Consequent to the approval of DPE, the post of Director (Technical) has been redesignated as Director (Projects) in the Company w.e.f. 27 June 2024.



Notes to Standalone Financial Statements
For the year ended 31st March 2025

Further, MNRE vide its letter dated 12 September 2024 has conveyed the approval of Appointment Committee of the Cabinet (ACC) vide OM dated 07 September 2024 for extension of Additional Charge for the post of Director (Projects) to Shri Bijay Kumar Mohanty, Director (Finance), IREDA for a further period of 6 months w.e.f. 05 September 2024 or till the appointment of a regular incumbent or until further orders, whichever is earliest. Accordingly, the additional charge of the Director (Projects), IREDA to Shri Bijay Kumar Mohanty has been ended on 05 March 2025.

³MNRE vide its order no. 340/85/2017-IREDA dated 07 February 2023, has appointed Shri Padam Lal Negi, JS& FA, MNRE and Shri Ajay Yadav, JS, MNRE as Govt. Nominee Directors on the Board of the Company. However, DIN of Shri Ajay Yadav was obtained from Registrar of Companies (ROC) on 14 February 2023. Accordingly, Shri Ajay Yadav is deemed to be Director of the Company w.e.f. 14 February 2023.

⁴MNRE vide its letter no. 340/85/2017-IREDA dated 12 December 2024, has informed that Central Deputation tenure of Shri Ajay Yadav, IAS (Former JS, MNRE) has been completed on 11 December 2024 (A/N). Accordingly, Shri Ajay Yadav, Director (Govt Nominee) ceased to be Director of IREDA w.e.f. 12 December 2024.

⁵MNRE vide its order no. 340-11/1/2018-IREDA dated 21 January 2022 appointed Shri Shabdsharan N. Brahmhatt, as Part-Time Non-Official Director (Independent Director) on the Board of the Company for a period of three years with immediate effect. However, DIN was obtained from ROC on 28 January 2022. Accordingly, the tenure of Shri Shabdsharan N. Brahmhatt has been completed on 20 January 2025, and he is ceased to be Director of IREDA w.e.f. 21 January 2025. Thereafter, in pursuance to MNRE order no. 340-11/1/2018-IREDA- Part(1) dated 28 March 2025, Shri Shabdsharan N. Brahmhatt has been appointed as Non-Official Director (Independent Director) of IREDA w.e.f. 28 March 2025 for a period of 1 (One) year w.e.f. the date of issue of the MNRE Order or until further orders, whichever event occurs earlier.

⁶MNRE vide its order no. 340-11/1/2018-IREDA dated 28 March 2022 appointed Dr. Jagannath C. M. Jodidhar as Non-Official Director (Independent Director) on the Board of the Company for a period of three years from the date of the order. However, DIN was obtained from ROC on 31 March 2022. Accordingly, he is deemed to be Director of the Company w.e.f. 31 March 2022. Accordingly, the tenure of Shri Dr. Jagannath C. M. Jodidhar has been completed on 27 March 2025, and he ceased to be Director of IREDA w.e.f. 28 March 2025. However, in pursuance to MNRE order no. 340-11/1/2018-IREDA- Part(1) dated 28 March 2025, Dr. Jagannath Chennakeshava Murthy Jodidhar has been reappointed as Non-Official Director (Independent Director) of IREDA w.e.f. 28 March 2025 for a period of 1 (One) year w.e.f. the date of issue of the MNRE Order or until further orders, whichever event occurs earlier.

⁷Smt. Ekta Madan, Sr. Manager (Corporate Affairs) has been designated as Company Secretary & Compliance Officer in compliance to the provisions of Section 203 of Companies Act, 2013.

Trusts / Funds under control of the Company

- IREDA Employees Contributory Provident Fund Trust
- IREDA Employees Gratuity Fund Trust
- IREDA Employee Benevolent Fund
- IREDA Post-Retirement Medical Scheme Trust

i. Compensation to KMPs

(₹ in Crores)

Particulars	Year ended 31.03.2025	Year ended 31.03.2024
Short-term benefits		
- Sitting Fee (to Independent Directors)	0.63	0.91
- Others (Salary)	1.98	1.81
Post-employment benefits	0.27	0.17
Total	2.88	2.89

Note :-

- The Chairman and Managing Director, Director (Finance) and Director (Projects) have also been allowed staff car including private journey upto a ceiling of 1000 Kms. per month on payment of monthly charges as per Department of Public Enterprises guidelines.
- Contribution towards Gratuity Fund, for Functional Directors is not ascertainable separately as the contribution to LIC is not made employee wise.
- Provision for leave encashment, post-retirement medical benefit, farewell gift etc. to functional director have been made on the basis of actuarial valuation and are in addition to the above given compensation.

ii. Loans & Advances to and from KMPs:

(₹ in Crores)

Particulars	Year ended 31.03.2025	Year ended 31.03.2024
Loans & Advances to KMP		
Balance at the beginning of the year	0.32	0.40
Loan & Advances given during the year	1.22	0.12
Repayments received during the year	0.15	0.11
Interest charged during the year	0.05	-
Interest received during the year	0.09	0.09
Balance at the end of the year	1.35	0.32

(₹ in Crores)

Particulars	Year ended 31.03.2025	Year ended 31.03.2024
Loans & Advances from KMP		
Balance at the beginning of the year	-	-
Loans & Advances given during the year	-	-
Balance at the end of the year	-	-



Notes to Standalone Financial Statements
For the year ended 31st March 2025

Major terms and conditions of transactions with related parties

1. Transactions with related parties are made on terms equivalent to those that prevail in arm's length transactions.
2. The remuneration and loans & advances to Key Managerial Personnel are in line with the service rules of the Company.
3. There are no pending commitments to the related parties.

B. Disclosure for transactions entered with Government and Government Entities

(₹ in Crores)						
Name of Government /Government entities	Nature of Relationship with the Company	Nature of Transaction	Transaction during year ended 31.03.2025	Transaction during year ended 31.03.2024	Balance as at 31.03.2025	Balance as at 31.03.2024
Ministry of New & Renewable Energy (MNRE)	Administrative Ministry / Promoter	Loan Repayment - IDA through MNRE	20.93	20.64	224.65	239.70
		Interest Payment	1.77	1.90	-	-
		Guarantee Fee Payment*	77.33	117.63	-	-
		Raising of taxable bonds on behalf of MNRE (GOI Fully Serviced Bonds)	-	-	GOI Fully Serviced Bonds Series -I : 610.00 Series IA : 220.00 Series IB : 810.00 Total : 1,640.00	GOI Fully Serviced Bonds Series -I : 610.00 Series IA : 220.00 Series IB : 810.00 Total : 1,640.00

*Represents the amount for FY 2024-25 & FY 2023-24 respectively.

The Company is a Central Public Sector Undertaking (CPSU) under the administrative control of Ministry of New & Renewable Energy (MNRE), Government of India. Transactions with Government related entities cover transactions that are significant individually and collectively. The Company has also entered into other transactions such as telephone expenses, air travel and deposits etc. with other CPSUs. They are insignificant individually & collectively and hence not disclosed. All transactions are carried out on market terms.

Significant transactions with related parties under the control/ joint control of the same government are as under:-

(₹ in Crores)					
Name of the Company	Nature of Transaction	Transaction during year ended 31.03.2025	Transaction during year ended 31.03.2024	Balance as at 31.03.2025 [Dr. / (Cr.)]	Balance as at 31.03.2024 [Dr. / (Cr.)]
Rewa Ultra Mega Solar Limited	Repayment of Loan	30.22	17.40	381.43	411.65
Rewa Ultra Mega Solar Limited	Disbursement of Loan	0.00	233.02	381.43	411.65
State Bank of India	Repayment of Loan	0.68	0.73	0.85	1.53
Broadcast Engineering Consultants India Limited*	Repayment of Loan	4.06	24.83	51.11	55.17
SIJVN Green Energy Ltd	Disbursement of Loan	696.00	-	2,225.91	1,529.91
Life Insurance Corporation of India	Rent - Branch Office	0.07	0.07	(0.00)	-
NBCC (India) Limited	Maintenance Charges	1.73	1.55	0.25	0.54
Power Grid Corporation of India Ltd	Internet Connectivity Charges	0.11	0.18	(0.05)	-
Solar Energy Corporation of India	Reimbursement of Expenditure	-	-	0.09	0.09
Central Warehousing Corporation	Office Sanitisation	0.22	0.26	-	(0.01)
National Institute of wind Energy	Rent Income	0.07	0.02	-	0.02

*Pertains to NPA Account of M/s Broadcast Engineering Consultants India Limited (BECIL) which is a Central Public Sector Enterprise (CPSE) having Loan outstanding of ₹ 51.11 crores on 31 March 2025.

During the year, the Company has also received interest of ₹ 175.47 crores (previous year: ₹ 160.81 crores) and repayment of principal of ₹ 34.96 crores (previous year: ₹ 42.96 crores) on the loans to government related entities. Further, an amount of ₹ 10.17 crores (previous year: ₹ 11.11 crores) has been accounted for as Service Charges towards the various schemes implemented as per the mandate of the Government of India (GOI). (Refer Note 28 to Financial Statements).



Notes to Standalone Financial Statements
For the year ended 31st March 2025

C. Transactions with Employee Benefit Trusts in Control & Subsidiary of the Company: -

(₹ in Crores)

Name of Related Party	Nature of Relation	Nature of Transaction	Transaction during period ended 31.03.2025	Transaction during period ended 31.03.2024	Balance as on 31.03.2025 [Dr. / (Cr.)]	Balance as on 31.03.2024 [Dr. / (Cr.)]
IREDA Employees Contributory Provident Fund Trust	Trust Under Control	Employee and Employer Contributions	7.39	7.59	(0.02)	(0.02)
IREDA Employees Gratuity Fund Trust	Trust Under Control	Contribution for LIC Premium	0.47	0.53	-	-
IREDA Post-Retirement Medical Scheme Trust	Trust Under Control	One time contribution and Monthly contribution for employees and employer	43.39	-	-	-
IREDA Global Green Energy Finance IFSC Ltd	Subsidiary	Equity Investment	26.00	-	26.00	-
IREDA Global Green Energy Finance IFSC Ltd	Subsidiary	Expenses on behalf	1.17	-	1.17	-

10. Loans or advances in the nature of loans granted to promoters, directors, KMPs and related parties (as defined under the Companies Act, 2013), either severally or jointly with any other person that are:

- (a) Repayable on demand or
(b) Without specifying any terms or period of repayment

(₹ in Crores)

Type of Borrower	As at 31.03.2025		As at 31.03.2024	
	Amount of loan or advance in the nature of loan outstanding	% age to total Loans & Advances in the nature of loans	Amount of loan or advance in the nature of loan outstanding	% age to total Loans & Advances in the nature of loans
Promoter	Nil		Nil	
Directors				
KMPs				
Other Related Parties				

11. Disclosure in respect of Indian Accounting Standard (Ind AS)-27 "Separate Financial Statements"

(₹ in Crores)

Particulars	As at 31.03.2025	As at 31.03.2024
Investment in Subsidiary	26.00 [^]	Nil
Investment in Associate / Joint Venture	Nil	Nil

- A. The Company has incorporated a wholly owned subsidiary company named as "IREDA Global Green Energy Finance IFSC Ltd" in IFSC (International Financial Services Centre)-GIFT City (Gujarat International Finance Tec- City) which shall provide debt denominated in foreign currencies for financing renewable energy sector. The Company has invested an amount of USD 3.11 Million equivalent to ₹ 26.00 crores in its subsidiary. The subsidiary company has received Certificate of Registration dated 18 February 2025 from IFSCA to undertake activities as a Finance Company.
- B. Approval for incorporation of a retail subsidiary focused on renewable energy financing was obtained from the Department of Investment and Public Asset Management (DIPAM) and Ministry of New and Renewable Energy (MNRE) on 10 October 2024. Subsequently, NOC / Approval from RBI has been sought and Outcome of decision is awaited.
- C. A non-binding MOU was signed between SJVN, GMR, and IREDA on 09 September 2024, which stipulated an equity investment of 5% for IREDA in GMR Upper Karnali Hydro Power Ltd (GUKHL), Nepal & Karnali Transmission Company Pvt Ltd (KTCPL), Nepal each. The proposal for investment of 5% equity by IREDA in GUKHL and KTCPL each, was approved by Ministry of New and Renewable Energy (MNRE) and Department of Investment and Public Asset Management (DIPAM) respectively. Subsequently, the Company has sought approval of RBI for the said investment vide letter dated 24 January 2025. RBI informed the Company vide letter dated 07 March 2025 that the request has not been acceded to. Thereafter, the Company has again requested RBI for approval for the said investment vide letter dated 26 March 2025, citing strategic importance of the project. Outcome of decision is awaited.



12. Compliance with number of layers of companies

The Company has not invested in layers of companies as specified under Companies (Restriction on number of Layers) Rules, 2017 during the current and previous year.

13. Compliance with approved Scheme(s) of Arrangements

There were no schemes of arrangements entered into by the Company which require approval by the competent authority in terms of sections 230 to 237 of the Companies Act, 2013, during the current and previous year.

14. Disclosure in respect of Indian Accounting Standard (Ind AS)-33 "Earnings per Share (EPS)"

A. Basic EPS

Basic earnings per equity share is calculated by dividing the net profit or loss attributable to equity shareholders of the Company by the weighted average number of equity shares outstanding during the year. The calculation of Basic EPS is as follows:

Particulars	Year ended 31.03.2025	Year ended 31.03.2024
Profit / (loss) for the year, attributable to the equity shareholders of the Company (₹ crores)	1,698.60	1,252.23
Earnings used in calculation of basic earnings per share (A) (₹ crores)	1,698.60	1,252.23
Weighted average number of ordinary shares for the purpose of basic earnings per share (B)	2,68,77,64,706	2,42,55,97,493*
Face Value per Equity Share (in ₹)	10	10
Basic EPS (A/B) (in ₹)	6.32	5.16

*Calculated as $(2,28,46,00,000 \times 366/366) + (4,03,16,47,06 \times 128/366)$ considering allotment of fresh equity on 26 November 2023

B. Diluted EPS

Diluted earnings per share is calculated by dividing the net profit or loss for the year attributable to equity shareholders and the weighted average number of shares outstanding during the year are adjusted for the effects of all dilutive potential equity shares. The calculation of Diluted EPS is as follows: -

Particulars	Year ended 31.03.2025	Year ended 31.03.2024
Profit (loss) for the year, attributable to the equity shareholders of the Company (₹ crores)	1,698.60	1,252.23
Earnings used in calculation of diluted earnings per share (A) (₹ crores)	1,698.60	1,252.23
Weighted average number of ordinary shares for the purpose of diluted earnings per share (B)	2,68,77,64,706	2,42,55,97,493*
Face Value per Equity Share (in ₹)	10	10
Diluted EPS (A/B) (in ₹)	6.32	5.16

*Calculated as $(2,28,46,00,000 \times 366/366) + (4,03,16,47,06 \times 128/366)$ considering allotment of fresh equity on 26 November 2023

15. Disclosure in respect of Indian Accounting Standard (Ind AS)-36 "Impairment of Assets"

The Company, at each balance sheet date, assesses whether there is any indication of impairment of any asset and/or cash generating unit. If such indication exists, assets are impaired by comparing carrying amount of each asset and/or cash generating unit to the recoverable amount being higher of the net selling price or value in use. Value in use is determined from the present value of the estimated future cash flows from the continuing use of the assets. The Company has no impairment loss during the current and previous year.

16. Disclosure in respect of Indian Accounting Standard (Ind AS)-37 "Provisions, Contingent Liabilities and Contingent Assets"

a) Contingent Liabilities:

Particulars	(₹ in Crores)	
	As at 31.03.2025	As at 31.03.2024
a) Claims against the Company not acknowledged as debt		
i) Taxation Demands:		
Income Tax cases ¹	18.30	18.30
Service Tax and Goods & Service Tax (GST) cases ²	280.92	265.94
ii) Others ³	5.00	4.16
b) Guarantees excluding financial guarantees		
i. Guarantees	1,569.81	1,032.45
ii. Letter of comfort / Payment Order Instrument issued and outstanding	930.58	594.16
c) Other money for which the Company is contingently liable		
i. Property tax in respect of Office & Residential Buildings (Refer Note 38(34) to Financial Statements)	Undeterminable	Undeterminable



Notes to Standalone Financial Statements
For the year ended 31st March 2025

¹Income Tax

This pertains to Income Tax cases for AY 2014-15 and AY 2020-21 which are pending before the CIT(Appeals), while case for AY 2022-23 has been moved for rectification under Section 154 of the Income Tax Act. The Company is hopeful of a favourable outcome in respect of the various issues covered under the appeal and thus except for the issues decided against the Company in other years, for which reasonable provision has been made, no further provision has been considered as necessary.

For the Income Tax Cases of AY 2010-11 and AY 2012-13 to AY 2018-19 (except AY 2014-15, which is pending before CIT(A)), the order for appeal effect of CIT(A) is still awaited. However, during FY 2023-24 the Company has provided ₹ 14.80 crores for matters not allowed in the favour of the Company and the tax impact on the remaining matters, although not finally determined, is not considered as a contingent liability as no outflow is considered probable for the items allowed. Any adjustment shall be accounted for upon receipt of the respective orders. Further, the Company has filed appeal with the ITAT for matters not allowed.

For the Income Tax Cases of earlier years (AY 1998-99 – AY 2009-10), the Hon'ble High Court of Delhi decided the WRIT petition in favour of the Company vide order dated 08 December, 2023 and pronounced that the assessment proceedings concerning from AY 1998-99 to AY 2009-10, pursuant to the orders of the Tribunal dated 21 November 2014 and 29 May 2015, have become time-barred and thus directed the A.O. to accept the returned income and pass the consequential orders. Such consequential orders are awaited, and any adjustments shall be accounted for upon receipt of the respective orders.

²Service Tax and Goods & Service Tax (GST) cases

The Company had received a Notice of Demand/Order from the Commissioner, Adjudication, Central Tax, GST Delhi East dated 15 March 2022 creating demands on the Company amounting to ₹ 117.09 crores (excluding applicable interest) for financial year 2012-13 to 2015-16. Although the Company contends that entire demand is barred by limitation, it has provided for ₹ 13.22 crores (previous year: ₹ 12.48 crores) including interest on conservative basis. Based on law and facts in the matter, Service Tax demand (including interest) of ₹ 244.94 crores (previous year : ₹ 229.95 crores) has been disclosed as contingent liability. Further, since the Company is a government enterprise, no mala fide intention can be attributed to it and thus, extended period of limitation ought not to be invoked based on certain decisions of Hon'ble Supreme Court in such cases and hence the penalty has not been considered for disclosure as a contingent liability. The Company has filed an appeal with CESTAT, New Delhi on 15 June 2022 in the matter and the same is pending.


The Company had received order dated 25 March 2022 from the office of Additional Director General (Adjudication) on recovery of Service Tax on Guarantee Fee Paid to Government under Reverse Charge basis for the period April 2016 to June 2017 raising a demand of ₹ 20.73 crores towards Tax, ₹ 20.73 crores towards penalty and applicable interest thereon. While the Company had filed an appeal against the same before the Hon'ble CESTAT, Mumbai on 24 June 2022, it has made requisite provision towards the Tax and interest thereon amounting to ₹ 69.36 crores (previous year : ₹ 63.10 crores) and penalty amount of ₹ 20.73 crores (previous year ₹ 20.73 crores) has been disclosed as contingent liability.

The Company has received order dated 31 January 2024 from the office of Commissioner of Central Tax Appeals -1, Delhi, vide which the appeal filed by the Company against recovery of GST on Guarantee Fee Paid to Government under Reverse Charge basis for the period 01 July 2017 to 26 July 2018 has been rejected. While the Company is in the process of filing appeal with the GST Appellate Tribunal, it has paid Tax amount of ₹ 13.28 crores under protest and made requisite provision towards Tax and interest thereon amounting to ₹ 28.96 crores (previous year : ₹ 28.96 crores). The penalty amount of ₹ 15.26 crores (previous period: ₹ 15.26 crores) has been disclosed as contingent liability.

³Others

Includes penalty for ₹ 0.03 crores (previous period: ₹ 0.03 crores) imposed by Ministry of Corporate Affairs (MCA) w.r.t. non-appointment of Woman Director. The Company being a government company has no control over appointment of directors and hence the same has not been considered for provision. The Company has filed appeal before the Regional Director (NR) MCA. The matter is still pending for adjudication. Also includes an amount of ₹ 4.62 crores (previous period: ₹ 3.78 crores) pertaining to cases pending before Hon'ble High Court of Delhi in the form of Writ Petition against the order of disciplinary authority for dismissal of staff from service of the Company. There is no interim order in this matter. Also includes ₹ 0.35 crores (previous period: ₹ 0.35 crores) pertaining to withheld PRP of ex-Functional Directors of the Company pending clarification.

Apart from above, the Company has also furnished Bank Guarantee of ₹ 9.90 crores to NSE to act as a designated stock exchange for the purpose of Initial Public Offer of the Company. Also, the above does not include amount pertaining to the arbitration proceedings initiated by M/s Jackson Engineers Ltd against IREDA & Anr on 15 August 2024, in the matter pertaining to deduction of Liquidated damages amounting to Rs. 13.46 crores by IREDA under contract agreements for Supply, erection work, civil & allied works as well as for the delay in commissioning of project named 50 MW (AC) Solar PV Plant at Kasargod Solar Park, District – Kasargod, Kerala. The Claimant (Jackson Engineers Ltd) has filed claim of approx. 156.55



Notes to Standalone Financial Statements

For the year ended 31st March 2025

crores and IREDA has filed statement of defense on 30 October 2024 with a counter claim of Rs 47.34 crores. It is unlikely that the IREDA may get any adverse order as M/s Jackson Engineers Ltd (the Claimant) was appointed by SECI, not by IREDA. However, if any adverse order is passed by the tribunal, the same can be challenged under Section 34 of the Arbitration and Conciliation Act, 1996. In view of this, probable outflow is remote hence the same has not been provided or disclosed as a contingent liability.

b) Contingent Assets: Nil (previous year: undeterminable)

c) Commitments

Particulars	(₹ in Crores)	
	As at 31.03.2025	As at 31.03.2024
Capital Commitments:		
Estimated amount of contracts remaining to be executed on capital account	0.54	-

17. Disclosure in respect of Indian Accounting Standard (Ind AS) – 38 "Intangible Assets"

During the year ended 31 March 2025, the Company has capitalized an amount of ₹ Nil crores, including license fees of ₹ Nil crores (previous year ₹ 9.37 crores, including license fees of ₹ 3.64 crores) relating to expenditure incurred for development of Enterprise Resource Planning (ERP) software – Microsoft Dynamics 365 (D365). The Company has recognized the World Bank CTF Grant (Refer Note No. 38(7a) to Financial Statements) received related to the ERP in the Statement of Profit and Loss over the life of the intangible asset (ERP) and presented as a reduced amortization expense amounting to ₹ 0.37 crores (previous year: ₹ 3.98 crores).

18. Disclosure in respect of Indian Accounting Standard (Ind AS)-40 "Investment Property"

Investment property comprises of a Residential flat at Jangpura, New Delhi which has been leased to a third party. Refer Note 11 to Financial Statements.

(i) Details of incomes and expenses:

Particulars	(₹ in Crores)	
	Year ended 31.03.2025	Year ended 31.03.2024
Rental Income*	0.07	0.02
Direct Operating Expenses (Repairs and Maintenance)	0.00	0.01

*Let out w.e.f. 01 January 2024.

(ii) Fair value of Investment Property:

The market value of the investment property has been assessed (as per the valuation done by a registered IBBI valuer as defined under rule 2 of Companies (Registered Valuers and valuation) Rules, 2017) at ₹ 3.66 crores as at 31 March 2025 basis valuation report dated 09 April 2025 (previous year: ₹ 2.90 crores).

19. Disclosure as per Indian Accounting Standard (Ind AS) 107 - "Financial Instruments: Disclosures"

The Company has established a comprehensive policy framework to effectively manage credit risk, market risk, liquidity risk, and operational risk. The Risk Management Policy has been developed under the guidance of the Risk Management Committee (RMC) and approved by the Board of Directors. The Risk Management Committee is a Board level Committee and the Board has overall responsibility for the Risk Management Committee which is supplemented by Management level and corporate level committees namely Asset Liability Committee, Credit Risk Management Committee and Operational Risk Management Committee. The Risk Management Policy is periodically reviewed. The Risk Management Committee, headed by an Independent Director, ensures independent risk oversight and full transparency in the risk management process. The prudent Risk Management policies are ratified by the Board of Directors to ensure compliance with RBI guidelines and SEBI (LODR) Regulations, 2015, which form the governing framework for the company's business activities. This includes, but is not limited to, the roles and responsibilities of Independent Directors (ID), as outlined in Schedule IV of the Companies Act 2013, Section 177(4)(vi), Regulation 6.12 of the DPE Guidelines 2011, and SEBI LODR Regulation 4. These roles and responsibilities are clearly defined for sub-Board committee members. The company also has a designated Chief Risk Officer (CRO) in an advisory capacity, in line with the RBI notification.

A Foreign Exchange and Derivatives Risk Management Policy, and a Foreign Exchange and Derivative Management Committee (FMC) is in place in the Company and hedging instruments such as forward contracts, swaps etc. are used to lower/mitigate the currency and interest rate risks on the foreign currency borrowings. Hedging instruments are used exclusively for hedging purpose and not as a trading or speculative instrument.



Notes to Standalone Financial Statements
For the year ended 31st March 2025

The key risks which the Company faces during its business operations are Credit Risk, Market Risk, Liquidity Risk, and Operational Risk. These risks are carefully identified, assessed, and managed through the implemented risk management policies and procedures. This note explains the sources of risk which the entity is exposed to and how the entity manages the risk and the impact of hedge accounting in the financial statements.

Risk	Exposure arising from	Measurement	Management
Credit risk	Loans, Receivables, Cash & Cash equivalents, and Other Financial Assets	Ageing analysis & credit ratings, Expected Credit Loss analysis	Credit risk analysis, Detailed appraisal process, credit concentration limits, collateral, additional guarantees & diversification of asset base
Liquidity risk	Debt Securities, Borrowings (Other than Debt Securities) & Subordinated Liabilities and Other Financial Liabilities	Cash flow forecasts	Availability of committed credit lines, borrowing facilities and also short-term loans / WC limits and OD limits
Market risk- Foreign Currency	Financial Assets & Liabilities denominated in Foreign Currency	Cash flow forecasting & Sensitivity analysis	Hedging instruments such as foreign exchange forward contracts, swaps etc.
Market risk- interest rate	Borrowings (other than debt securities) at variable rates	Sensitivity analysis	Interest rate swaps
Market risk- security prices	Investment	Sensitivity analysis	Portfolio diversification

A. Credit risk

Credit risk is the inherent risk in the lending operation and arises from lowering of the credit quality of the borrowers and the risk of default in repayments by the borrowers. A robust credit appraisal system is in place for the appraisal of the projects in order to assess the credit risk. The process involves appraisal of the projects, rating by external agencies and assessment of credit risk, appropriate structuring to mitigate the risk along with other credit risk mitigation measures. The Company splits its exposures into smaller homogenous portfolio based on shared credit risk characteristic, as described below in the following order: -

- Secured/ Unsecured i.e., based on whether the loans are secured.
- Nature of security i.e., nature of security if the loans are determined to be secured.
- Nature of loan i.e., RE Sector to which the loan has been extended.

An assessment of whether credit risk has increased significantly since initial recognition is performed at each reporting date by considering the change in the risk of default occurring over the remaining life of the financial instrument. In determining whether the risk of default has increased significantly since initial recognition, the Company considers more than 30 days overdue as a parameter. Additionally, the Company considers any other observable input indicating a significant increase in credit risk.

The Company defines a financial instrument as in default when it has objective evidence of impairment at the reporting date. It has evaluated these loans under Stage III on case-to-case basis based on the defaulted time, performance/operation of the project. The Company recognizes impairment on financial instruments based on ECL Model in line with Ind AS 109.



Collaterals and other credit enhancements

The amount and type of collateral required depends on an assessment of the credit risk. The main type of collaterals are FDR/BGs, Charge on immovable property belonging to the promoters and corporate guarantees on case-to-case basis.

- (a) The company manages and controls credit risk by setting limits on the amount of risk it is willing to accept for individual counterparties and for industry concentrations, and by monitoring exposures in relation to such limits.

i. Provision for expected credit losses

Stage	Category	Description of category	Basis for recognition of expected credit loss provision
			Loans
Stage 1	Standard Assets	Assets where counter party has strong capacity to meet the obligations and where risk of default is negligible or nil / regularly paying assets	12-month ECL
Stage 2	Loans with increased credit risk	Assets where there has been a significant increase in credit risk since initial recognition	Lifetime expected credit losses
Stage 3	Loans- Impaired	Assets where there is high probability of default and written off assets where there is low expectation of recovery	Lifetime expected credit losses



ii. Significant estimates and judgements

Impairment of financial assets

(a) Expected Credit Loss (ECL) for loans

(₹ in Crores)			
Stage	Asset Group	Loan Portfolio as at 31.03.2025	ECL as at 31.03.2025
Stage I	Loan	71,685.96	329.66
Stage II	Loan	2,633.30	718.78
Stage III	Loan	1,866.25	845.59
	Total	76,185.51	1,894.03

*Excluding Funded Interest Term Loan (FITL) balance of ₹ 82.79 crores on which equivalent liability is standing in the books.

(₹ in Crores)			
Stage	Asset Group	Loan Portfolio as at 31.03.2024	ECL as at 31.03.2024
Stage I	Loan	56,062.30	270.98
Stage II	Loan	2,124.43	575.30
Stage III	Loan	1,410.85	829.64
	Total	59,597.58	1,675.92

*Excluding Funded Interest Term Loan (FITL) balance of ₹ 87.85 crores on which equivalent liability is standing in the books.

During review of the Expected Credit Loss (ECL) methodology, it was observed that the depreciation rate as considered in respect of plant & machinery for working out net realizable value for LGD in ECL methodology is significantly higher and also applied depreciation rate is more than the rates prescribed in the Companies Act, 2013. Accordingly, after review, the depreciation rate in respect of plant & machinery is changed from 40% to 20% for working of LGD in ECL Methodology w.e.f. 01 April 2024 prospectively which resulted in an impact of ₹ 77.34 crores decrease in impairment on financial instruments and is accounted for in FY 2024-25.

(b) Expected credit loss for trade receivables under simplified approach:

(₹ in Crores)							
Ageing (As at 31.03.2025)	Not due	0-30 days past due	31-60 days past due	61-90 days past due	91-120 days past due	More than 120 days past due	Total
Gross carrying amount*	2.89	-	-	-	-	-	2.89
Expected loss rate	-	-	-	-	-	-	-
Expected credit losses (Loss allowance provision)	-	-	-	-	-	-	-
Carrying amount of trade receivables (net of impairment)	2.89	-	-	-	-	-	2.89
Balance As at 31.03.2025	2.89	-	-	-	-	-	2.89

*Represents trade receivable from business of solar power generation.

(₹ in Crores)							
Ageing (As at 31.03.2024)	Not due	0-30 days past due	31-60 days past due	61-90 days past due	91-120 days past due	More than 120 days past due	Total
Gross carrying amount*	2.97	-	-	-	-	-	2.97
Expected loss rate	-	-	-	-	-	-	-
Expected credit losses (Loss allowance provision)	-	-	-	-	-	-	-
Carrying amount of trade receivables (net of impairment)	2.97	-	-	-	-	-	2.97
Balance as at 31.03.2024	2.97	-	-	-	-	-	2.97

*Represents trade receivable from business of solar power generation.

B. Liquidity Risk

Liquidity risk refers to the risk that a company may not be able to meet its financial obligations due to a lack of sufficient cash and marketable securities or the availability of funding. Prudent liquidity risk management involves maintaining an appropriate level of cash, marketable securities, and committed credit facilities to meet obligations when they become due. The management of the Company closely monitors the forecast of the liquidity position and the availability of cash and cash equivalents based on expected cash flows, including interest income and expense.



Notes to Standalone Financial Statements
For the year ended 31st March 2025

The Comprehensive Asset Liability Management Framework also outlines the framework for liquidity risk management. The Company is also complying with the Liquidity Coverage Ratios requirement and maintaining High-Quality Liquid Assets, in line with the requirements of the RBI guidelines.

(i) **Financing arrangements**

The Company had access to the following undrawn borrowing facilities at the end of the year:

Particulars	₹ in Crores)	
	As at 31.03.2025	As at 31.03.2024
Fixed rate		
- Expiring within one year (Financial institutions –Forex Loans)	-	71.01
- Expiring within one year (Bank Loans)	-	-
- Expiring beyond one year (Financial institutions –Forex Loans)	-	-
Floating rate		
- Expiring within one year (Financial institutions –Forex Loans)	1,475.50	261.27
- Expiring within one year (Bank Loans)	4,585.00	1,900.00
- Expiring beyond one year (Bank loans)	-	-
- Expiring beyond one year (Financial institutions –Forex Loans)	-	-

(ii) **CC/ OD/ LoC/ WCDL limits**

The Company has access to cash credit, overdraft, line of credits and working capital demand loans from banks to meet unanticipated liquidity need. Further, the Company has the highest Domestic Credit Rating of AAA, thereby enabling it to mobilize funds from the domestic market within a short span of time. The Company has access to the following undrawn borrowing facilities:

Particulars	₹ in Crores)	
	As at 31.03.2025	As at 31.03.2024
CC/ OD/ LoC/ WCDL limits	4,472.08	2,892.38

(iii) **Maturities of financial liabilities**

The tables below analyze the Company's financial liabilities into relevant maturity groupings based on their contractual maturities for all non-derivative financial liabilities for which the contractual maturities are essential for an understanding of the timing of the cash flows. The amounts disclosed in the table are the contractual undiscounted cashflows:-

As at 31.03.2025

Particulars	₹ in Crores)										
	1-7 days	8-14 days	15- 30/ 31 days (1 month)	Over 1 month - 2 months	Over 2 months - 3 months	Over 3 months – upto 6 months	Over 6 months - upto 1 year	Over 1 year -up to 3 years	Over 3 years -up to 5 years	Over 5 years	Total
Rupee Borrowings	108.76	8.33	405.17	1,309.94	1,039.68	3,128.21	5,494.74	14,068.53	6,789.07	23,677.57	56,230.00
Foreign Currency Borrowings	-	-	82.24	12.05	111.80	175.41	381.50	1,528.43	1,296.85	4,939.33	8,527.61

As at 31.03.2024

Particulars	₹ in Crores)										
	1-7 days	8-14 days	15- 30/ 31 days (1 month)	Over 1 month - 2 months	Over 2 months - 3 months	Over 3 months - upto 6 months	Over 6 months - upto 1 year	Over 1 year -up to 3 years	Over 3 years -up to 5 years	Over 5 years	Total
Rupee Borrowings	82.62	-	229.17	419.64	1,306.69	2,450.30	3,386.20	13,050.58	4,651.65	14,819.08	40,395.93
Foreign Currency Borrowings	-	-	72.50	56.85	108.97	170.80	409.14	1,636.56	1,531.05	5,312.80	9,298.67

C. **Market Risk**

Market risk is the possibility of loss mainly due to fluctuation in the interest rates and foreign currency exchange rates. To mitigate the lending interest rate risk, the Company has a committee which periodically reviews its lending rates based on market conditions, ongoing interest rates of the peers and incremental cost of borrowings.

The Company's borrowings comprise of both floating rate and fixed rate borrowings linked to benchmark rates as applicable. For the foreign currency borrowings, the Company mitigates the risk due to floating interest rate by taking hedging arrangements and periodically monitoring the floating rate-linked portfolio.



Notes to Standalone Financial Statements
For the year ended 31st March 2025

The foreign exchange borrowings from overseas lending agencies expose the company to foreign currency exchange rate movement risk. As per the Board approved policy, company mitigates the foreign currency exchange rate risk by undertaking various derivative instruments to hedge the risk such as Principal only swap, Currency and Interest Rate Swaps (derivatives transactions), forward contracts etc. These derivative contracts, carried at fair value, have varying maturities depending upon the underlying contract requirement and risk management strategy of the Company.

I. **Foreign currency risk: -**

The Company has foreign exchange exposure in the form of borrowings from overseas lending agencies as part of its resources raising strategy. Large cross border flows together with the volatility may render company's Balance Sheet vulnerable to exchange rate movements. As per its Board approved policy, company mitigates the foreign exchange risk through Principal Only Swap (POS), Cross Currency & Interest Rate Swap (CCIRS), Forwards, Interest Rate Swaps (IRS), Cross, Currency and Cross Currency Options, structured / cost reduction products etc. (derivatives transactions). These foreign exchange contracts, carried at fair value, have varying maturities depending upon the underlying contract requirement and risk management strategy of the Company.

(a) **Foreign currency risk exposure:**

The Company's exposure to foreign currency risk at the end of the year expressed in INR, are as follows: -

Particulars	As at 31.03.2025			As at 31.03.2024		
	USD	Euro	JPY	USD	Euro	JPY
Financial assets						
Bank balance in foreign currency	0.32	-	-	0.58	-	-
Derivative assets						
Foreign exchange swap contracts	425.20	25.92	36.76	426.41	47.26	10.12
Financial liabilities						
Borrowings in Foreign currency	4,622.24	958.72	2,946.65	4,664.57	1,612.48	3,021.62
Derivative liabilities						
Foreign exchange swap contracts	0.98	-	22.22	8.24	0.22	199.56
Net exposure to foreign currency risk (Assets) / Liabilities	4,197.70	932.80	2,932.11	4,245.82	1,565.44	3,211.06

(b) **Sensitivity**

Sensitivity of the Statement of Profit and Loss due to changes in exchange rates arises mainly from foreign currency denominated financial instruments. The below mentioned table presents the impact on the Statement of Profit and Loss (+ Gain / (-) Loss) due to changes in foreign currency exchange rate by 5% (against INR) on foreign currency exposure*: -

Particulars	As at 31.03.2025		As at 31.03.2024	
	Decrease	Increase	Decrease	Increase
	Impact on Statement of Profit and Loss			
USD Sensitivity	4.33	(4.33)	3.62	(3.62)
EUR Sensitivity	17.41	(17.41)	19.49	(19.49)
JPY Sensitivity	89.39	(89.39)	73.28	(73.28)

*Holding all other variables constant

II. **Cash flow and fair value interest rate risk: -**

Interest rate risk is the risk that the fair value or future cash flows of a financial instrument will fluctuate because of changes in market interest rates. The Company's exposure to the risk of changes in market interest rates relates to the long-term foreign currency loans with floating interest rates and floating interest rate term loan from banks. The Company manages its foreign currency interest rate risk according to its Board approved Foreign Currency and Derivatives Risk Management policy.

The Company's fixed rate rupee borrowings are carried at amortized cost. They are therefore not subject to interest rate risk, since neither the carrying amount nor the future cash flows will fluctuate because of a change in market interest rates.



Notes to Standalone Financial Statements
For the year ended 31st March 2025

(a) **Interest rate risk exposure**

The exposure of the Company's borrowings to interest rate changes at the end of the year are as follows:

Particulars	(₹ in Crores)	
	As at 31.03.2025	As at 31.03.2024
Variable rate borrowings		
Rupee denominated	12,653.30	11,386.25
Foreign Currency denominated	2,894.95	3,396.74
Total	15,548.25	14,782.99

(b) **Sensitivity**

Profit or loss is sensitive to higher/lower interest expense from borrowings as a result of changes in interest rates*.

Particulars	(₹ in Crores)	
	Impact on Statement of Profit & Loss	
	As at 31.03.2025	As at 31.03.2024
Interest rates – increase by 50 basis points	(77.74)	(73.91)
Interest rates – decrease by 50 basis points	77.74	73.91

* Holding all other variables constant

(c) **Impact of Hedging activities**

Derivative financial instruments and Hedge Accounting

The Company has a Board approved policy for undertaking derivative financial instruments, such as Principal Only Swap (POS), Cross Currency & Interest Rate Swap (CCIRS), Forwards, Interest Rate Swaps (IRS), Cross, Currency and Cross Currency Options, structured / cost reduction products etc. to hedge and mitigate its foreign currency risks and interest rate risks.

Hedge ineffectiveness is determined at the inception of the hedge relationship, and through periodic prospective effectiveness assessments to ensure that an economic relationship exists between the hedged item and hedging instrument.

The Company applies the following effectiveness testing strategies:

- For cross currency swaps, option structures and interest rate swaps that exactly match the terms of the terms of the hedged item, the economic relationship and hedge effectiveness are based on the qualitative factors using critical terms match method. For option structures, the Company also analyses the relationship between changes in the value of the hedging instrument and the hedged item using regression analysis.
- The Company has established a hedge ratio of 1:1 for hedging relationships as the underlying risk and notional amount of the hedging instruments are identical to the hedged items.

Movement in Cash Flow Hedge Reserve (CFHR):

Particulars	(₹ in Crores)	
	Year ended 31.03.2025	Year ended 31.03.2024
Balance at the beginning of the year	(137.44)	69.81
Change in the fair value of effective portion of hedging instruments	171.66	(165.40)
Foreign exchange gain/ (losses) on hedged items	(53.63)	(41.85)
Balance at the end of the year (before taxes)	(19.41)	(137.44)

Movement in Cost of Hedge Reserve:

Particulars	(₹ in Crores)	
	Year ended 31.03.2025	Year ended 31.03.2024
Balance at the beginning of the year	-	-
Change in deferred time value of foreign currency option structures	(23.25)	-
Amortisation of time value for the period/year	17.18	-
Balance at the end of the year (before taxes)	(6.07)	-



Disclosures on Effects of Hedge Accounting on Balance Sheet:

As at 31.03.2025

(₹ in Crores)

Type of hedge and risks	Maturity dates	Hedge ratio	Weighted average strike price/rate	Change in fair value of hedging instruments
Cash Flow Hedge				
Foreign exchange and interest rate risk				
(i) Principal Only Swaps				
- USD	15-Apr-2026 to 09-Mar-2037	1:1	70.7387	(105.42)
- EUR	30-Dec-2025 to 31-Jan-2031	1:1	85.8493	(7.65)
- JPY	-	1:1	-	59.85
(ii) Cross Currency Interest Rate Swaps				
- USD	15-July-2026 to 15-Oct-2026	1:1	67.0729	1.89
- EUR	-	-	-	-
- JPY	-	-	-	-
(iii) Forward Contracts				
- USD	-	1:1	-	0.23
- EUR	-	-	-	-
- JPY	-	1:1	-	(39.44)
(iv) Options Contracts				
- USD	15-Apr-2025 to 14-Nov-2025	1:1	84.3796	5.75
- JPY	18-Jun-2025 to 18-Dec-2025	1:1	0.5581	34.85

For details regarding notional amounts and carrying amount of derivatives, Refer Note 4 to Financial Statements.

As at 31.03.2024

(₹ in Crores)

Type of hedge and risks	Maturity dates	Hedge ratio	Weighted average strike price/rate	Change in fair value of hedging instruments
Cash Flow Hedge				
Foreign exchange and interest rate risk				
(i) Principal Only Swaps				
- USD	15-Oct-2024 to 09-Mar-2037	1:1	69.5787	(76.62)
- EUR	30-Dec-2023 to 31-May-2029	1:1	81.1677	25.73
- JPY	19-Mar-2023 to 20-Mar-2025	1:1	0.6285	(32.31)
(ii) Cross Currency Interest Rate Swaps				
- USD	15-July-2026 to 15-Oct-2026	1:1	67.0742	(5.27)
- EUR	30-Jun-24	1:1	81.4000	0.30
- JPY	19-Jun-24	1:1	0.5925	(13.47)
(iii) Forward Contracts				
- USD	-	1:1	-	-
- EUR	-	1:1	-	-
- JPY	-	1:1	0.5936	(33.93)

For details regarding notional amounts and carrying amount of derivatives, Refer Note 4 to Financial Statements.

Effects of hedge accounting on statement of Profit and loss and other comprehensive income: -

The Company uses derivative instruments in pursuance of managing its foreign currency risk and interest rate risk associated on borrowings. For hedging foreign currency and interest rate risk, the Company uses foreign currency forward contracts, cross currency swaps, principal only swaps and interest rate swaps. To the extent the derivative contracts designated under the hedge accounting are effective hedges, the change in fair value of the hedging instrument is recognized in 'Effective Portion of Cash Flow Hedges'. Amounts recognized in such reserve are reclassified to the Statement of Profit and Loss when the hedged item affects the Statement of Profit and Loss.



Notes to Standalone Financial Statements
For the year ended 31st March 2025

As at 31.03.2025

(₹ in Crores)				
Type of hedge	Change in fair value of hedging instrument recognized in other comprehensive income	Hedge ineffectiveness recognized in statement of profit and loss	Foreign exchange gain/(Losses) on hedged item	Line item affected in other comprehensive income
Cash Flow Hedge				
Foreign exchange and interest rate risk	148.41	-	(53.63)	Effective portion of gain/(loss) on hedging instrument in cash flow hedge reserve

As at 31.03.2024

(₹ in Crores)				
Type of hedge	Change in fair value of hedging instrument recognize in other comprehensive income	Hedge ineffectiveness recognized in statement of profit and loss	Foreign exchange gain/(Losses) on hedged item	Line item affected in other comprehensive income
Cash Flow Hedge				
Foreign exchange and interest rate risk	(165.40)	-	(41.85)	Effective portion of gain/(loss) on hedging instrument in cash flow hedge reserve

20. As per the Board approved Foreign Exchange and Derivative Risk Management Policy of the Company, an open exposure on foreign currency borrowings (40% of outstanding-amount) is permissible. The open exposure as at 31 March 2025 is ₹ 2,360.71 crores (previous year: ₹ 2,062.30 crores) which is 27.68 % (previous year: 22.18 %) of the outstanding foreign currency borrowing and is within the permissible limits.

Out of the said open exposure, part hedging has been done for EURO 30.38 Million (previous year: EURO 30.38 Million) by taking Principal Only Swap (USD/INR) for USD 33.73 Million (previous year: USD 33.73 Million) equivalent to ₹ 288.63 crores (previous year: ₹ 281.19 crores).

Further, JPY 2,371.50 Million (previous year: JPY 2,371.50 Million) has been hedged by taking Principal Only Swap (USD/JPY) equivalent to USD 17.60 Million (previous year: USD 17.60 Million), amounting to ₹ 134.58 crores converted at rates applicable on 31 March 2025 (previous year: ₹ 130.65 crores converted at rates applicable on 31 March 2024).

21. Security created on Assets

i. Assets Hypothecated as Security

(₹ in Crores)		
Particulars	As at 31.03.2025	As at 31.03.2024
First Charge on Pari Passu basis on Loans & Advances (Book Debts of the Company)		
Financial Assets		
- Tax Free Bonds	2,576.60	2,576.60
- Bank Borrowings	23,792.18	19,732.13
- Foreign currency loans	1,525.01	1,718.72
Non-Financial Assets	-	-
Floating Charge		
Financial Assets	-	-
Non-Financial Assets	-	-

ii. Secured by negative lien on book debts

(₹ in Crores)		
Particulars	As at 31.03.2025	As at 31.03.2024
Negative lien (Book Debts of the Company)		
Financial Assets		
- Taxable bonds	3,817.36	3,817.24
Non-Financial Assets	-	-



22. Registration of charges or satisfaction with Registrar of Companies (ROC)

For the year ended 31.03.2025

All forms were filed on time and the Company has no cases of any charges or satisfaction yet to be registered with ROC beyond the statutory time limits.

For the year ended 31.03.2024

All forms were filed on time and the Company has no cases of any charges or satisfaction yet to be registered with ROC beyond the statutory time limits.

23. Capital Management

The primary objective of the Company's capital management policy is to ensure compliance with regulatory capital requirements. In line with this objective, the Company ensures adequate capital at all times and manages its business in a way in which capital is protected, satisfactory business growth is ensured, cash flows are monitored, and rating are maintained.

Consistent with peers in the industry, the Company monitors capital on the basis of debt-equity ratio which is computed as Debt (Total Borrowings) divided by Total Equity as shown in the balance sheet.

Particulars	₹ in Crores)	
	As at 31.03.2025	As at 31.03.2024
Debt	64,740.31	49,686.86
Equity (including capital reserve)	10,266.16	8,559.43
Debt-Equity Ratio	6.31	5.80

24. Department of Investment and Public Asset Management (DIPAM), MOF, GOI vide OM dated 18 September 2024 approved the issue of fresh equity through QIP route, in one or more tranches with dilution of GOI shareholding in IREDA up to an extent of 7% of the paid-up equity of IREDA on post issue basis. Further, the Board of Directors of IREDA in their 431st meeting held on 23 January 2025 accorded approval to raise equity capital for an amount aggregating upto ₹5000 Crore in one or more tranches through QIP subject to maximum dilution of 7% of the paid-up equity of IREDA on post issue basis in accordance with Securities and Exchange Board of India (Issue of Capital and Disclosure Requirements) Regulations, 2018, and other applicable laws and regulations. Shareholders of the Company during the 22nd EGM held on 24 February 2025 also approved the said proposal.

25. The equity shares of the Company were listed on BSE Limited and National Stock Exchange of India Limited on 29 November 2023. The Company has received gross proceeds from the fresh issue of equity shares amounting to ₹ 1,290.13 crores.

During the quarter ended 31 March 2025, the originally estimated issue expenses amounting to ₹ 31.18 crores have been actualized to ₹ 30.33 crores, as per the actual invoices against original estimated issue expenses. Accordingly, net proceeds have increased from ₹ 1,258.95 crores to ₹ 1,259.80 crores and funds utilization under object "Augmenting our capital base to meet our future capital requirements and onward lending" have increased to ₹ 1,259.80 crores from ₹ 1,258.95 crores. The utilization of the net proceeds has been summarized as below :-

Objects of the issue as per prospectus	₹ in Crores)			
	Amount to be utilized as per prospectus – Net proceeds	Modified Net Proceeds	Utilization up to 31 March 2025	Unutilized amount up to 31 March 2025
Augmenting our capital base to meet our future capital requirements and onward lending	1,258.95	1,259.80	1,259.80	Nil

Note: Net proceeds is Gross proceeds of the of the Fresh Issue less our Company's share of the offer expenses (provisional) of ₹ 31.18 crores & Modified Net proceeds is Gross proceeds of the of the Fresh Issue less our Company's share of the actual offer expenses of ₹ 30.33 crores

26.

- i. The Company has closed one credit line with AFD, which had a balance tenor of 60 months by prepaying the entire outstanding amount of EUR 50 million basis review of its borrowing portfolio. Consequent, to the full & final settlement of the subject credit line, the accumulated balance on account of Foreign Exchange fluctuations (to be amortized over the tenor of the loan) in Foreign Currency Monetary item translation reserve [FCMTR] and Other Comprehensive Income [OCI] was transferred to P&L account. This entailed unwinding of associated hedge deals (loan was hedged to the extent of 91.41%) which resulted in net gain of ₹ 7.80 crores. The overall impact of the pre closure of the loan has been taken as a loss of ₹ 45.41 crores in Q1 FY 2024-25.



Notes to Standalone Financial Statements
For the year ended 31st March 2025

- ii. The Company has signed a facility agreement to raise External Commercial Borrowing (ECB) from SBI, Tokyo Branch for JPY 26 Billion, including a Green Shoe Option of JPY 10 Billion. This five-year unsecured facility, with bullet payment at maturity, is set to strengthen the Company's global market presence.

27. Utilization of Borrowed Funds and Share Premium

1. The Company has not advanced or loaned or invested any funds (either borrowed funds or share premium or any other sources or kind of funds) to any other person(s) or entity(ies), including foreign entities (Intermediaries) with the understanding (whether recorded in writing or otherwise) that the Intermediary shall
- Directly or indirectly lend or invest in other persons or entities identified in any manner whatsoever by or on behalf of the company (Ultimate Beneficiaries) or
 - Provide any guarantee, security, or the like to or on behalf of the Ultimate Beneficiaries.
2. Further, the company has not received any fund from any person(s) or entity (ies), including foreign entities (Intermediaries) with the understanding (whether recorded in writing or otherwise) that the company shall
- Directly or indirectly lend or invest in other persons or entities identified in any manner whatsoever by or on behalf of the company (Ultimate Beneficiaries) or
 - Provide any guarantee, security, or the like to or on behalf of the Ultimate Beneficiaries.

The company is of the opinion that the money receivable with respect to the MNRE GOI Fully Serviced Bonds (Refer Note 38(43) to Financial Statements) is not covered under the above disclosure as the same is in accordance with the mandate / MOU of the GOI.

28. Disclosure in respect of Indian Accounting standard (Ind AS) -108 "Operating Segments"

(i) Operating segments

Based on the "management approach" as defined in Ind AS 108, the CMD, the Chief Operating Decision Maker (CODM) evaluates the performance and allocates resources based on an analysis of various performance indicators by business segments. The accounting principles used in the preparation of the financial statements are consistently applied to record revenue and expenditure in individual business segment and are as set out in the significant accounting policies.

The Company operates in two segments - Financing activities in the Renewable Energy (RE) & Energy Efficiency (EE) sector and Generation of Power through Solar Plant operations at Kasaragod, Kerala. Major revenue for the company comes from the segment of financing activities in the RE & EE sector. The other operating segment - Generation of power through Solar Plant is not a reportable segment. The company operates in India; hence it is considered to operate only in domestic segment. As such considered as a single business/geographical segment for the purpose of Segment Reporting.

(ii) Information about major customers

There is no single external customer contributing 10 percent or more of our revenue.

(iii) Geographical Information

Revenue from external customers by location of operations and information about its non-current assets* by location of assets are as follows:

Particulars	(₹ in Crores)			
	Revenue from external customers*		Non-Current Assets**	
	Year ended 31.03.2025	Year ended 31.03.2024	Year ended 31.03.2025	Year ended 31.03.2024
India	6,754.78	4,965.29	1,987.39	1,999.88
Outside India	-	-	-	-
Total	6,754.78	4,965.29	1,987.39	1,999.88


*Include an amount of ₹ 13.13 crores (previous year ₹ 11.26) crores) pertaining to net gain/ (loss) on fair value change of derivatives.

**This amount includes property, plant and equipment, capital work-in-progress, investment property, right to use asset, intangible assets under development, intangible assets, advance for capital expenditure and GOI fully Serviced Bonds money receivable

(iv) Revenue from major products

Revenue from external customers for each product and service are as follows:

Particulars	(₹ in Crores)	
	Year ended 31.03.2025	Year ended 31.03.2024
Interest Income	6,575.39	4,822.40
Fees and Commission Income	95.71	60.01
Sale of Power (Net)	26.48	29.21



29. Disclosure in respect of Indian Accounting Standard (Ind AS)-113 "Fair Value Measurement"

I. Fair value measurement

Financial instrument by category

(₹ in Crores)

Particulars (As at 31.03.2025)	Amortized Cost	At Cost	At Fair Value		Total
			Through OCI	Through P&L	
Financial assets					
Cash and cash equivalents	29.84	-	-	-	29.84
Earmarked bank balances	641.34	-	-	-	641.34
Derivative financial instruments	-	-	440.57	47.31	487.88
Trade receivables	5.93	-	-	-	5.93
Loans	75,319.98	-	-	-	75,319.98
Investments	626.14	-	-	-	626.14
Other financial assets	29.20	-	-	-	29.20
Total financial assets	76,652.43	-	440.57	47.31	77,140.31
Financial liabilities					
Derivative financial instruments	-	-	2.89	20.31	23.20
Trade Payables	9.11	-	-	-	9.11
Debt Securities	28,446.24	-	-	-	28,446.24
Borrowings (Other than Debt Securities)	33,489.50	-	-	-	33,489.50
Subordinated Liabilities	2,804.57	-	-	-	2,804.57
Other financial liabilities	1,637.83	-	-	-	1,637.83
Total financial liabilities	66,387.25	-	2.89	20.31	66,410.45

(₹ in Crores)

Particulars (As at 31.03.2024)	Amortized Cost	At Cost	At Fair Value		Total
			Through OCI	Through P&L	
Financial assets					
Cash and cash equivalents	74.21	-	-	-	74.21
Earmarked bank balances	661.67	-	-	-	661.67
Derivative financial instruments	-	-	451.57	32.21	483.78
Trade receivables	6.02	-	-	-	6.02
Loans	58,775.09	-	-	-	58,775.09
Investments	101.30	-	-	-	101.30
Other financial assets	23.46	-	-	-	23.46
Total financial assets	59,641.75	-	451.57	32.21	60,125.53
Financial liabilities					
Derivative financial instruments	-	-	189.67	18.34	208.01
Trade Payables	7.30	-	-	-	7.30
Debt Securities	17,713.61	-	-	-	17,713.61
Borrowings (Other than Debt Securities)	31,323.84	-	-	-	31,323.84
Subordinated Liabilities	649.41	-	-	-	649.41
Other financial liabilities	1,340.30	-	-	-	1,340.30
Total financial liabilities	51,034.46	-	189.67	18.34	51,242.47

II. Fair value hierarchy

This section explains the judgement and estimates made in determining the fair values of financial instruments that are

- Recognized and measured at fair value and
- Measured at amortized cost and for which fair values are disclosed in financial statements. To provide an indication about reliability of the inputs used in determining fair value the company has classified its financial instruments into three levels prescribed under accounting standard. An explanation on each level follows underneath the table.
- Considering the materiality, we have ignored discounting of employee loan and security deposits.

The Company uses the following hierarchy for determining and disclosing the fair value of financial instruments by valuation technique:

Level 1: Level 1 hierarchy includes financial instruments measured using quoted prices. This includes listed equity instruments, traded bonds and mutual funds that have quoted price. The fair value of all equity instruments (including bonds) which are traded in the stock exchanges is valued using the closing price as on the reporting date. The mutual funds are valued using the closing NAV.



Notes to Standalone Financial Statements

For the year ended 31st March 2025

Level 2: Financial instruments that are not traded in active market (for example, traded bonds,) is determined using other techniques for which all inputs which have a significant effect on the recorded fair value are observable, either directly or indirectly.

Level 3: Technique which uses inputs that have a significant effect on the recorded fair value that are not based on observable market data like unlisted equity securities.

A. Financial assets and liabilities measured at fair value – recurring fair value measurements- As at 31.03.2025*

(₹ in Crores)

Particulars	Level 1	Level 2	Level 3
Financial assets: -			
Derivatives designated as hedges			
Principal only swap	-	-	339.41
Cross currency interest rate swap	-	-	58.65
Forward Contract	-	-	-
Options Contract	-	-	42.51
Derivatives not designated as hedges			
Principal only swap	-	-	47.31
Cross currency interest rate swap	-	-	-
Forward Contract	-	-	-
Options Contract	-	-	-
Total financial assets	-	-	487.88
Financial liabilities			
Derivatives designated as hedges			
Principal only swap	-	-	0.98
Cross currency interest rate swap	-	-	-
Forward Contract	-	-	-
Options Contract	-	-	1.91
Derivatives not designated as hedges			
Principal only swap	-	-	20.31
Cross currency interest rate swap	-	-	-
Forward Contract	-	-	-
Options Contract	-	-	-
Total financial liabilities	-	-	23.20

*Amounts are shown at their Fair value

Assets and liabilities which are measured at amortized cost for which fair values are disclosed

(₹ in Crores)

As at 31.03.2025 *	Level 1	Level 2	Level 3
Financial assets			
Financial assets at amortized cost:			
Loans to customers	-	-	75,216.10
Total financial assets	-	-	75,216.10
Financial Liabilities			
Financial liabilities at amortized cost:			
Debt securities	-	-	28,446.24
Borrowings (other than debt securities)	-	-	33,489.50
Subordinated liabilities	-	-	2,804.57
Total financial liabilities	-	-	64,740.31

*Amounts are shown at their Fair value

B. Financial assets and liabilities measured at fair value – recurring fair value measurements- As at 31.03.2024 *

(₹ in Crores)

Particulars	Level 1	Level 2	Level 3
Financial assets: -			
Derivatives designated as hedges			
Principal only swap	-	-	390.61
Cross currency interest rate swap	-	-	60.96
Forward Contract	-	-	-
Derivatives not designated as hedges			
Principal only swap	-	-	32.21
Cross currency interest rate swap	-	-	-
Forward Contract	-	-	-
Total financial assets	-	-	483.78



Notes to Standalone Financial Statements
For the year ended 31st March 2025

Financial liabilities			
Derivatives designated as hedges			
Principal only swap	-	-	144.92
Cross currency interest rate swap	-	-	10.82
Forward Contract	-	-	33.93
Derivatives not designated as hedges			
Principal only swap	-	-	18.34
Cross currency interest rate swap	-	-	-
Forward Contract	-	-	-
Total financial liabilities	-	-	208.01

* Amounts are shown at their Fair value

Assets and liabilities which are measured at amortized cost for which fair values are disclosed

	(₹ in Crores)		
As at 31.03.2024*	Level 1	Level 2	Level 3
Financial assets			
Financial assets at amortized cost:			
Loans to customers	-	-	58,692.01
Total financial assets	-	-	58,692.01
Financial Liabilities			
Financial liabilities at amortized cost:			
Debt securities	-	-	17,713.61
Borrowings (other than debt securities)	-	-	31,323.84
Subordinated liabilities	-	-	649.41
Total financial liabilities	-	-	49,686.86

* Amounts are shown at their Fair Value

III. Valuation technique used to determine fair value

MTM calculation is based upon the valuation provided by the registered independent IBBI valuer as defined under rule 2 of Companies (Registered Valuers and valuation) Rules, 2017, for outstanding derivative instrument at reporting date.

Fair value measurements using significant unobservable inputs (level 3)

Pre-tax rate that reflects current market assessments of the time value of money and the risk specific to the asset.

The following table presents changes in level 3 Derivative Instruments: -

	(₹ in Crores)	
Particulars	As at 31.03.2025	As at 31.03.2024
Gains/(losses) recognized in profit and loss under Derivative deals in derivative accounting	13.13	(11.26)
Gains/(losses) recognized in Other Comprehensive Income	165.59	(165.40)
Total	178.72	(176.66)

IV. Valuation Processes

For MTM valuation of hedge deals, the Company has obtained valuation from a registered independent IBBI valuer as defined under rule 2 of Companies (Registered Valuers and valuation) Rules, 2017, who has provided such valuation after considering movement in market position, movement in exchange rate, interest rate etc.

V. Fair value of financial assets and liabilities measured at amortized cost

	(₹ in Crores)			
Particulars	As at 31.03.2025		As at 31.03.2024	
	Carrying amount	Transaction value	Carrying amount	Transaction value
Financial Assets				
Financial assets at amortized cost:				
Loans to customers	75,216.10	75,432.98	58,692.01	58,865.86
Total financial assets	75,216.10	75,432.98	58,692.01	58,865.86

	(₹ in Crores)			
Particulars	As at 31.03.2025		As at 31.03.2024	
	Carrying amount	Transaction value	Carrying amount	Transaction value
Financial liabilities				
Financial liabilities at amortized cost:				
Debt securities	28,446.24	28,460.74	17,713.61	17,720.74
Borrowings (other than debt securities)	33,489.50	33,489.50	31,323.84	31,323.84
Subordinated liabilities	2,804.57	2,807.37	649.41	650.00
Total financial liabilities	64,740.31	64,757.61	49,686.86	49,694.58



Notes to Standalone Financial Statements

For the year ended 31st March 2025

The carrying amount of the trade receivables, trade payables, cash and cash equivalents, other bank balance, other financial assets and liabilities are considered to be same as their fair values, due to their short-term nature.

The fair values for borrowings, loans to companies, debt securities are calculated based on cash flows discounted using current lending rate. They are classified as Level 3 fair values in the fair value hierarchy due to the inclusion of unobservable inputs, including own credit risk.

The fair values of non-current borrowings are based on discounted cash flows using a current borrowing rate. They are classified as level 3 fair values in the fair value hierarchy due to the use of unobservable inputs, including own credit risk.

30. Disclosure in respect of Indian Accounting Standard (Ind AS)-115 “Revenue from Contracts with Customers”

The Company is operating a solar power plant. The Power Purchase Agreement (PPA) has been signed between the company and Kerala State Electricity Board Limited (KSEBL) on 31 March 2017 @ ₹ 4.95 per unit or rate as approved by Kerala State Electricity Regulatory Commission (KSERC), whichever is lower. Accordingly, the company filed a petition for approval of the Power Purchase Agreement with KSERC, which in its interim order dated 14 February 2018 approved an interim tariff of @ ₹ 3.90 per unit till March 2018. During the financial year 2019-20, KSERC passed a tariff order and determined tariff of @ ₹ 3.83 per unit. For details Refer Note 38(31) to Financial Statements.

Accordingly, the Company has recognized the gross revenue for supply of power to KSEBL at the determined tariff of ₹ 3.83 per unit. Further, the Company has also continued to provide its consultancy services during the year.

(A) Generation of Power

Year ended 31.03.2025

Sr. No.	Particulars	Unit Generated (mil.)	Unit Sold (mil.)	Rate per Unit (₹)	Total (₹ in Crores)
i)	Generation of power	70.96	70.54	3.83	27.02

Year ended 31.03.2024

Sr. No.	Particulars	Unit Generated (mil.)	Unit Sold (mil.)	Rate per Unit (₹)	Total (₹ in Crores)
i)	Generation of power	78.23	77.81	3.83	29.80

Particulars	(₹ in Crores)	
	Year ended 31.03.2025	Year ended 31.03.2024
Amount of unbilled revenue included in Sales (Net)	2.89	2.97

(B) Reconciliation of Contracted Price and Revenue recognized in P&L

Particulars	(₹ in Crores)	
	Year ended 31.03.2025	Year ended 31.03.2024
Contract Price	27.02	29.80
Adjustments:		
- Trade Discount	0.54	0.60
- Refunds	-	-
Revenue recognized in statement of profit and loss	26.48	29.21

(C) Disaggregation of revenue

Set out below is the disaggregation of the Company's revenue from contracts with customers:

Sl	Particulars	(₹ in Crores)	
		Year ended 31.03.2025	Year ended 31.03.2024
1	Revenue		
	Net Revenue from Operations (Net of Rebate, wherever applicable)	26.48	29.21
	Consultancy	-	0.16



Notes to Standalone Financial Statements
For the year ended 31st March 2025

2	Primary geographical markets		
	Domestic Revenue	26.48	29.36
	International Revenue	-	-
	Total Revenue	26.48	29.36
3	Timing of revenue recognition		
	At a Point in time	-	-
	Over time	26.48	29.36
	Total Revenue	26.48	29.36

Note: KSEBL is the single customer for sale of power. Invoicing is done on a monthly basis with immediate payment terms.

(D) Trade Receivables and Contract Balances

The following table provides the information about receivables and contract liabilities from contracts with customers: -

Particulars	₹ in Crores	
	As at 31.03.2025	As at 31.03.2024
Trade Receivable (Net) (Solar Plant)	2.89	2.97

31. SOLAR POWER PROJECT

The company entered into an MOU with Solar Energy Corporation of India (SECI) in the FY 2014-15 for implementation of 50 MW Solar Project of the Company situated at Ambalathara Solar Park, Kasaragod District, in the state of Kerala. The plant was commissioned in phase manner and fully commissioned during FY 2017-18, executed by Jakson Engineers limited as EPC Contractor. It has been capitalized in the books and the present capitalized cost is ₹ 319.36 crores, shown under property, plant and equipment. Refer Note 12 to Financial Statements.

The PPA was signed between the Company and Kerala State Electricity Board Limited (KSEBL) on 31 March 2017 @ ₹ 4.95 /KWH or rate as approved by Kerala State Electricity Regulatory Commission (KSERC), whichever is lower. Accordingly, the Company filed a petition for approval of the Power Purchase Agreement with KSERC, which in its interim order dated 14 February 2018 had approved an interim tariff of ₹ 3.90 per unit. Further to the same, KSERC, in its order dated 06 February 2019 had approved of the levelized tariff @ ₹ 3.83 per unit. It has also further ordered as under:

- KSEB Ltd shall reimburse any tax paid on the Return on Equity (RoE), limited to the amount of equity specified in this Order. For claiming the tax, developer shall furnish the proof of payment of such tax to KSEB Ltd.
- KSEB Ltd shall reimburse the land lease paid by the Company / RPCKL, less amount received as subsidy, if any, in addition to the above.

The said Order was challenged before Hon'ble APTEL by way of filing the appeal on 27 August 2019 for allowance of certain costs towards expenditure incurred by the Company and paid to RPCKL to determine the tariff. On rejection of said appeal, the Company filed a Review Petition with Appellate Tribunal (APTEL) on 05 April 2022. The matter is now listed for final hearing.

The Company also filed Second Appeal no. 4634 of 2022 in the Hon'ble Supreme Court of India during the pendency of the Review Petition before the Appellate Tribunal, only to save the Appeal from being barred by limitation before the Hon'ble Court. The Hon'ble Supreme Court of India vide order dated 18 July 2022 had given liberty to the Company to mention the matter for listing as and when the Review Petition is disposed of. Notwithstanding, the generation income is being accounted for @ ₹ 3.83 per unit.

The Solar Project has been set up on Leasehold land for which lease charges are payable to Renewable Power Corporation of Kerala Limited (RPCKL) from 07 October 2020 to 06 October 2043 (exemption upto 06 October 2020). As per KSERC Tariff order dated 06 February 2019, the Company is eligible to avail reimbursement of such land lease charges paid to RPCKL.

However, the annual payment of land lease charges of ₹ 0.39 crores (as fixed by State Government from time to time) and its recovery are under settlement in view of which no corresponding amounts are being recognized as assets/liability. Other recoveries for Return on Equity (ROE), being uncertain will be accounted on final resolution in the matter.



Notes to Standalone Financial Statements
For the year ended 31st March 2025

32. Disclosure in respect of Indian Accounting standard (Ind AS)-116 "Leases"

a) Description of lease accounted as Right of Use assets as per Ind AS 116

The Company has various lease agreements for Office spaces at Delhi & Mumbai, Residential Space at Delhi, and Solar Park Land at Kerala. The tenure of each agreement and rental payments are different. The Company has applied the measurement principles under Ind AS 116 for the leases on which exemption under short term lease are not available in line with the accounting policy of the Company.

b) Maturity analysis of lease liabilities

(₹ in Crores)		
Maturity analysis –contractual undiscounted cash flows	As at 31.03.2025	As at 31.03.2024
Less than one year	0.53	0.68
One year to five years	1.95	2.09
More than five years	5.07	5.46
Total undiscounted lease liabilities	7.55	8.22
Lease liabilities included in the statement of financial position	3.69	4.03
Current	0.53	0.66
Non-Current	3.16	3.37

c) Amounts recognized in the Statement of Profit and Loss

(₹ in Crores)		
Particulars	Year ended 31.03.2025	Year ended 31.03.2024
Interest on lease liabilities	0.34	0.36
Variable lease payments not included in the measurement of lease liabilities	-	-
Income from sub-leasing right-of-use assets	-	-
Derecognition of lease liabilities	-	-
Derecognition of Right to use assets	-	-
Derecognition of Accumulated depreciation on Right to use assets	-	-
Expenses relating to short-term leases	-	-
Depreciation charge for right-of-use assets by class of underlying asset*	6.48	5.50

*The period of lease initiation being under dispute, depreciation on NBCC building & residential flat has been charged from the date of put to use. Any change will be dealt with prospectively.

d) Amounts recognized in the Statement of Cash Flows

(₹ in Crores)	
Particulars	Amount
Year ended 31.03.2025	0.29
Year ended 31.03.2024	0.27

e) Amounts recognized in the Balance Sheet

(₹ in Crores)		
Particulars	Year ended 31.03.2025	Year ended 31.03.2024
Balance at the beginning of the year	167.78	28.25
Additions to right-of-use assets	-	139.53
Deletion/ Derecognition of right to use assets	-	-
Balance at the ending of the year	167.78	167.78
Carrying amount of right-of-use assets at the end of the year by class of underlying asset	143.40	149.89

f) Other disclosures

(₹ in Crores)		
Particulars	Year ended 31.03.2025	Year ended 31.03.2024
Expenses relating to short-term leases	0.11	0.10



33. The details of Title deeds of Immovable Properties not held in name of the Company are as under: -

As at 31.03.2025


Relevant line item in the Balance sheet	Description of item of property	Gross carrying value (₹ in Crores)	Title deeds held in the name of	Whether title deed holder is a promoter, director or relative of promoter/director or employee of promoter/director	Property held since	Reason for not being held in the name of the company
Right of use asset	Office premises-IHC	1.72	Occupied on the basis of Allotment Letter Issued by IHC	No	Allotment letter dt. 12.04.1993	The execution of Tripartite Sub-Lease Deed / Agreement by India Habitat Centre (IHC) [between Land & Development Office (L&DO), IHC and allottee institutions] is pending in respect of all allottee institutions at IHC including IREDA. IHC is following with L&DO for execution of lease deed. Draft of lease deed has been cleared by L&DO IHC on 24.03.23 has informed that the matter has been resolved amicably and court passed the order to the same effect. Further, two other petitions were also withdrawn by both the parties IHC and SDMC vide order dated 11.04.23. Company is regularly following up with IHC for execution of tripartite lease deed. IHC vide email dated 31.12.2024 has informed that there is no change in the status. Last communication on the matter was sent on 21.03.2025.
	Office premises-AKB	21.10	Occupied on the basis of perpetual lease deed by HUDCO	No	Allotment letter dt. 04.12.2006	The transfer of property rights is being followed with Housing Urban Development Corporation Limited (HUDCO). Latest communication was sent on 21.03.2025.
	Office premises-NBCC Kidwai Nagar	132.92	Occupied on the basis of allotment letter	No	Allotment letter dt. 04.09.2015	The final draft lease deed was forwarded by the company to NBCC for further necessary action for execution of Lease deed between the President of India, acting through Dy. Land & Development Officer- IV, Land & Development Office, Ministry of Housing & Urban Affairs and the company. The matter has been taken up further with NBCC w.r.t date of possession and start date of lease for the aforesaid properties before execution of the same. Latest communication was sent on 21.03.2025.
Right of use asset	Residential Flats -NBCC Kidwai Nagar	6.61	Occupied on the basis of allotment letter	No	Allotment letter dt. 04.09.2015	The final draft lease deed was forwarded by the company to NBCC for further necessary action for execution of Lease deed between the President of India, acting through Dy. Land & Development Officer- IV, Land & Development Office, Ministry of Housing & Urban Affairs (MOHUA) and the company. The matter has been taken up further with NBCC w.r.t date of possession and start date of lease for the aforesaid properties before execution of the same. The flat has been lying in Inter-pool exchange of houses with MOHUA and the action to take it back in company is under process. Latest communication was sent on 06.03.2025.
Investment property	Residential flat	0.09	Agreement to sell by HPL	No	23.06.1994	The transfer of property is being followed by Hindustan Prefab Limited (HPL) with L&DO. Thereafter, the execution of Deed will take place. Latest communication was sent on 24.03.2025.



Notes to Standalone Financial Statements
For the year ended 31st March 2025

As at 31.03.2024

Relevant line item in the Balance sheet	Description of item of property	Gross carrying value (₹ in Crores)	Title deeds held in the name of	Whether title deed holder is a promoter, director or relative of promoter/director or employee of promoter /director	Property held since	Reason for not being held in the name of the company
Right of use asset	Office premises-IHC	1.72	Occupied on the basis of Allotment Letter Issued by IHC	No	Allotment letter dt. 12.04.1993	The execution of Tripartite Sub-Lease Deed / Agreement by India Habitat Centre (IHC) [between Land & Development Office (L&DO), IHC and allottee institutions] is pending in respect of all allottee institutions at IHC including IREDA. IHC is following with L&DO for execution of lease deed. Draft of lease deed has been cleared by L&DO. IHC on 24.03.23 has informed that the matter has been resolved amicably and court passed the order to the same effect. Further, two other petitions were also withdrawn by both the parties IHC and SDMC vide order dated 11.04.23. Company is communicating with IHC for execution of tripartite lease deed vide email dated 24.04.2023, 11.07.2023 & 21.12.2023. Further, IHC vide email dated 21.12.2023 has informed that there is no change in status. Last communication sent to IHC on 21.03.2024.
	Office premises-AKB	21.10	Occupied on the basis of perpetual lease deed by HUDCO	No	Allotment letter dt. 04.12.2006	The transfer of property rights is being followed with Housing Urban Development Corporation Limited (HUDCO). Latest communication was sent on 21.03.2024.
	Office premises-NBCC Kidwai Nagar	132.92	Occupied on the basis of allotment letter	No	Allotment letter dt. 04.09.2015	The final draft lease deed was forwarded by the company to NBCC for further necessary action for execution of Lease deed between the President of India, acting through Dy. Land & Development Officer- IV, Land & Development Office, Ministry of Housing & Urban Affairs and the company. The matter has been taken up further with NBCC w.r.t date of possession and start date of lease for the aforesaid properties before execution of the same. Latest communication was sent on 30.03.2024.
Right of use asset	Residential Flats -NBCC Kidwai Nagar	6.61	Occupied on the basis of allotment letter	No	Allotment letter dt. 04.09.2015	The final draft lease deed was forwarded by the company to NBCC for further necessary action for execution of Lease deed between the President of India, acting through Dy. Land & Development Officer- IV, Land & Development Office, Ministry of Housing & Urban Affairs (MOHUA) and the company. The matter has been taken up further with NBCC w.r.t date of possession and start date of lease for the aforesaid properties before execution of the same. The flat has been lying in Inter-pool exchange of houses with MOHUA and the action to take it back in company is under process. Latest communication was sent on 30.03.2024.
Investment property	Residential flat	0.09	Agreement to sell by HPL	No	23.06.1994	The transfer of property is being followed by Hindustan Prefab Limited (HPL) with L&DO. Thereafter, the execution of Deed will take place. Latest communication was sent on 21.03.2024.



Notes to Standalone Financial Statements
For the year ended 31st March 2025

34. Details of Property Tax

The property tax demand raised up to 31 March 2025 in respect of all the residential and office premises have been paid. The demand for property tax in respect of Office Space & Residential flats at NBCC Kidwai Nagar is unascertainable.

35. Details of Benami Property

No proceedings have been initiated or pending against the company for holding any benami property under the Benami Transactions (Prohibition) Act, 1988 (45 of 1988) and rules made thereunder during the current and previous period.

36. Recent accounting pronouncements / Standards / Amendments issued but not effective

There are no recent accounting pronouncements / Standards / Amendments which are yet to be effective as on 31 March 2025.

37. There are no Micro and Small Enterprises, to whom the Company owes dues, which are outstanding for more than 45 days as on 31 March 2025 (previous year: ₹ Nil crores). This information as required to be disclosed under the Micro, Small and Medium Enterprises Development Act, 2006 has been determined to the extent such parties have been identified on the basis of information available with the Company.

(₹ in Crores)			
Sl.	Particulars	As at 31.03.2025	As at 31.03.2024
1	Principal amount remaining unpaid as on year end	1.06	1.03
2	Interest due thereon remaining unpaid as on year end	-	-
3	Interest paid by the company in terms of Section 16 of Micro, Small and Medium Enterprises Development Act, 2006, along with the amount of the payment made to the supplier beyond the appointed day during the year.	-	-
4	Interest due and payable for the year of delay in making payment but without adding the interest specified under Micro, Small and Medium Enterprises Development Act, 2006	-	-
5	Interest accrued and remaining unpaid as on year end	-	-
6	Interest remaining due and payable even in the succeeding year, until such date when the interest due as above are actually paid to the small enterprises, for the purpose of disallowance of a deductible expenditure under section 23 of the Micro, Small and Medium Enterprises Development Act, 2006	-	-

38. Disclosure on Corporate Social Responsibility

In terms of Section 135 of The Companies Act, 2013, the company is required to constitute a corporate social responsibility (CSR) Committee of the Board of Directors, and the Company has to spend 2% of the average net profits of the company's three immediately preceding financial years calculated as per section 198 of the Companies Act 2013. In accordance with the Companies (Corporate Social Responsibility Policy) Amendment Rules, 2021 notified w.e.f. 22 January 2021, any unspent amount pursuant to any ongoing project shall be transferred to unspent CSR Account in any scheduled bank within a period of thirty days from the end of the financial year, to be utilized within a period of three financial years from the date of such transfer. Any unspent CSR amount, other than for any ongoing project, shall be transferred to a Fund specified under Schedule VII, within a period of six months of the expiry of the financial year. Further, if the Company spends an amount in excess of the requirement under statute, the excess amount may be carried forward and set off in three succeeding financial years against the amount to be spent.

a. As on 31.03.2025, details of gross amount required to be spent on CSR activities by the Company is as under :-

Details of CSR Expenses for Current & Previous FY

(₹ in Crores)			
Sl.	Particulars	Year ended 31.03.2025	Year ended 31.03.2024
1	Gross amount required to be spent by the company during the year	24.36	16.94
2	Amount spent/sanctioned during the year (Refer (c))	24.36	16.65
3	Shortfall / (Excess) at the end of the year (1-2)	-	0.29
4	Carried Forward (Excess) CSR spends from previous years	-	(0.29)
5	Adjustment of Excess Amount spent previously in current year*	-	0.29
6	Total Shortfall / (Excess) spends carried forward at the year-end	-	-

*In view of MCA notification dated 22 January 2021, applicable prospectively, the amount of excess spent can be utilized in 3 successive years.

a.i Details of Unspent Amount prior to FY 2019-20 (being dealt as per pre amendment framework)

(₹ in Crores)			
Sl.	Particulars	Year ended 31.03.2025	Year ended 31.03.2024
a)	Opening Balance	-	3.74
b)	Spent during the year	-	3.74
c)	Closing Balance [Shortfall / (Excess)] (a-b)	-	-

*Includes an amount of ₹0.08 crores relating to completed project wherein no further disbursement was required and hence transferred to Schedule VII Fund in April 2024.



Notes to Standalone Financial Statements

For the year ended 31st March 2025

- b. For FY 2024-25, the Board had approved CSR budget of ₹ 24.36 crores (FY 2023-24 ₹ 16.94 crores) based on 2% of the average standalone Profit (before tax) as per Companies Act, 2013. The projects sanctioned in a year may be completed in subsequent years based on milestone linked payment to various stages of completion of the project.

- c. Amount spent/sanctioned during the year on CSR activities :-

(₹ in Crores)

Sl.	Particulars	Year ended 31.03.2025			Year ended 31.03.2024		
		Paid or Settled	Yet to be paid	Total	Paid or Settled	Yet to be paid	Total
(i)	Construction/acquisition of any assets	-	-	-	-	-	-
(ii)	On CSR activities related to Healthcare, Environment Sustainability, Ecological Balance & Conservation of Natural Resources , Research & Development	2.31	22.03	24.34	5.49	11.13	16.62
(iii)	On purposes other than (ii) above – Administrative Expenses	0.02	-	0.02	0.03	-	0.03
	Total	2.33	22.03	24.36	5.52	11.13	16.65

- d. There were no related party transactions by the Company in relation to CSR expenditure in the current year and previous year.

- e. Details of CSR amount Spent and Unspent :-

Year ended 31.03.2025

Unspent amount

(₹ in Crores)

Opening Balance	Amount deposited in Specified Fund of Schedule - VII within 6 months	Amount required to be spent during the year	Amount spent during the year	Closing Balance
-	-	24.36	2.33	22.03

Excess Amount Spent

(₹ in Crores)

Opening Balance	Amount required to be spent during the year	Amount spent during the year	Amount adjusted against shortfall in CY	Closing Balance
NA	NA	NA	NA	NA

For Ongoing Projects

(₹ in Crores)

Pertaining to FY	Opening Balance		Amount required to be spent during the year	Amount spent during the year		Closing Balance		Details of ongoing Projects
	With Company	In Separate CSR Unspent A/c		From Company's bank A/c	From Separate CSR Unspent A/c	With Company	In Separate CSR Unspent A/c	
24-25	-	-	24.13	2.10	-	22.03*	-	Projects related to Healthcare, Training to promote rural sports, nationally recognised sports, paralympic sports and Olympic sports, education and Environment Sustainability, Ecological Balance
23-24	-	11.13	-	-	4.99	-	6.14	Projects related to Healthcare, Environment Sustainability, Ecological Balance and Conservation of Natural Resources,
22-23	-	1.64	-	-	0.42	-	1.22	Projects related to Healthcare

*Since amount pertains to ongoing projects, it shall be transferred to Unspent CSR Account for FY 2024-25 within 30 days from end of FY as per the applicable guidelines.



Notes to Standalone Financial Statements
For the year ended 31st March 2025

Year ended 31.03.2024

Unspent amount

(₹ in Crores)

Opening Balance	Amount deposited in Specified Fund of Schedule - VII within 6 months	Amount required to be spent during the year	Amount spent during the year*	Closing Balance
-	-	16.94	5.81	11.13

*Includes setoff of 0.29 crores carried forward from previous year.

Excess Amount Spent

(₹ in Crores)

Opening Balance	Amount required to be spent during the year	Amount spent during the year	Amount adjusted against shortfall in CY	Closing Balance
0.29	-	-	0.29	-

For Ongoing Projects

(₹ in Crores)

Pertaining to FY	Opening Balance		Amount required to be spent during the year	Amount spent during the year		Closing Balance		Details of ongoing Projects
	With Company	In Separate CSR Unspent A/c		From Company's bank A/c	From Separate CSR Unspent A/c	With Company	In Separate CSR Unspent A/c	
23-24	-	-	15.14	4.01	-	11.13	-	Projects related to Healthcare & Environment Sustainability, Ecological Balance and Conservation of Natural Resources
22-23	-	2.76	-	-	1.12	-	1.64	Projects related to Healthcare, Education & Skill development

39. Remuneration to Auditor

(₹ in Crores)

Particulars	Year ended 31.03.2025*	Year ended 31.03.2024*
Auditor		
• Limited Review	0.03	-
• Statutory Audit	0.16	0.13
• Tax Audit	0.05	0.04
• Audit Fees for Interim Accounts	0.24	0.38
Other Services		
• Certification Fees	0.02	0.01
• IPO related	-	0.24**
• Other Expenses	-	-
Total	0.50	0.80

*Excluding GST

**Forming part of share issue expenses and adjusted from securities premium. Refer Note 26 to Financial Statements

40. Disclosure - for (AP & Others) cases involving Power Purchase Agreement (PPA) issue- Accounts with over dues beyond 90 days but not treated as credit impaired

Seven borrowers have obtained interim orders from Hon'ble High Court of Andhra Pradesh / Telangana and Hon'ble High Court of Delhi to not classify the account as Non-Performing Asset. Accordingly, the loan outstanding of such borrowers have not been classified as Stage III Asset, even though the over dues are more than 90 days old. However, the Company has created an adequate provision of ₹ 631.13 crores on Loan outstanding of ₹ 1,202.21 crores in the books of accounts as per Expected Credit Loss (ECL) as at 31 March 2025 (previous year: provision of ₹ 521.31 crores on Loan outstanding of ₹ 873.67 crores) after considering the financial and operational parameters of the projects. Though the accounts are not declared as NPA, the income is booked into this account on cash /realization basis (i.e. any 'interest due and not received' is reversed and not been taken as interest income).

(₹ in Crores)

Particulars	No. of a/c	Outstanding Amount	Overdue Amount	ECL Amount
As at 31.03.2025	8	1,202.21	889.72	631.13
As at 31.03.2024	7	873.67	678.47	521.31



Notes to Standalone Financial Statements
For the year ended 31st March 2025

41. One Time Settlement (OTS), Write - Offs (Loan Assets)

For the year ended 31.03.2025

During the year ended 31 March 2025, One OTS was sanctioned, out of which one account stands fully settled. Total amount of ₹ 176.49 crores has been recovered against the said settled OTS resulting in income of ₹ 85.56 crores and write back of impairment allowance of ₹ 54.13 crores.

For the year ended 31.03.2024

During the year ended 31 March 2024, Five OTS were sanctioned, out of which one account stands fully settled. Total amount of ₹ 20.24 crores has been recovered against the said settled OTS resulting in income of ₹ 4.69 crores and write back of impairment allowance of ₹ 2.48 crores.

42. MNRE / UNDP - IREDA Scheme Funds

The Company besides its own activities implements Programme on behalf of Ministry for New and Renewable Energy on the basis of Memorandum of Understanding entered into with the said Ministry. In terms of stipulations of each of the MOUs, MNRE has placed an agreed sum in respect of each Programme with the company for Programme implementation. Interest on MNRE funds is accounted as and when received. As the income generated by the MNRE Programme loans is not the income of the company and also the loan assets belong to MNRE, the same is not considered for asset classification and provisioning purposes. On closure of the respective Programme, the company is required to transfer the amount standing to the credit of MNRE (inclusive of interest accrued thereon) to MNRE after deducting the service charges, irrecoverable defaults, and other dues as stipulated in the MoU.

- a) **Generation Based Incentives (GBI) / Capital Subsidy Scheme etc.:** The Company is the Program Administrator on behalf of Ministry of New & Renewable Energy (MNRE) for implementation of Generation Based Incentive Scheme and Capital Subsidy for Wind and Solar Power Projects registered under the Scheme. Under these schemes, fund is provided by MNRE to the company for the purpose of disbursement of the same towards energy generation to the GBI claimants i.e., the Project Developers/ DISCOM as per the scheme. Therefore, essentially, the activity is receipt and utilization of funds. For release of GBI fund by MNRE, the company is required to submit the Utilization Certificate along with Audited Statement of Expenditure duly certified by a Chartered Accountant, for the previous tranche of fund released by MNRE. The said requirement is fully complied with by the company, and nothing further has been required by MNRE so far. The statutory auditors have not audited the accounts of the scheme.

The amount due to MNRE on account of the above at the close of the year, along with interest on unutilized funds kept in separate bank accounts as savings banks / short-term deposits etc. shown as Bank balances other than included in Cash and Cash Equivalents (Refer Note 3 to Financial Statements) and the corresponding liability is shown under the head Other Financial Liabilities (Refer Note 22 to Financial Statements) in the Balance Sheet.

- b) **GEF -MNRE -United Nations Industrial Development Organization (UNIDO) Project:** Ministry of New and Renewable Energy (MNRE) and UNIDO have jointly implemented a GEF-5 funded project on using biogas/bio-methane technology for waste to energy conversion, targeting innovations and sustainable energy generation from industrial organic wastes. Under the said project UNIDO will provide funds for subsidizing the interest rate by 5% for the project developers and the company is the fund handler. During the year ended 31 March 2025, Nil claims (previous year : NIL Claims) have been made to UNIDO. Funds amounting to ₹ 2.55 crores have been received by the company towards the 1st tranche of USD 340000 in FY 2021-22. The Fund balance as on 31 March 2025 is Rs. 2.90 crores.

The funds so received have been kept in separate bank account as savings banks / short-term deposits etc. shown as Bank balances other than included in Cash and Cash Equivalents (Refer Note 3 to Financial Statements) and the corresponding liability is shown under the head Other Financial Liabilities (Refer Note 22 to Financial Statements) in the Balance Sheet.

- c) **Other MNRE Schemes where IREDA is fund handling Agency on behalf of MNRE:** There are other MNRE Schemes where IREDA is the fund handling agency on behalf of MNRE and the fund balances are as under: -

(₹ in Crores)			
Sl.	Name of Scheme	Balance as on 31.03.2025	Balance as on 31.03.2024
1	DIREC-2010	6.84	6.35
2	Indo-US Pacesetter Fund	32.83	30.57
3	MNRE Co Gen Specific Grant	0.45	0.42
4	National Hydrogen Energy Board	0.07	0.07
5	MNRE UNDP A/C	0.00	0.00
6	Implementation of Solar Water Heating System-MNRE (SWHS)	4.31	3.84

The funds so received have been kept in separate bank account as savings banks / short-term deposits etc. shown as Bank balances other than included in Cash and Cash Equivalents (Refer Note 3 to Financial Statements) and the corresponding liability is shown under the head Other Financial Liabilities (Refer Note 22 to Financial Statements) in the Balance Sheet.



43. MNRE GOI Fully Serviced Bonds

In terms of O.M. No. F.15 (4)-B (CDN)/2015 dated 03 October 2016 issued by Department of Economic Affairs, Ministry of Finance, Government of India, the company was asked to raise an amount of ₹ 4,000.00 crores through GOI fully serviced bonds for utilization of the proceeds for MNRE Schemes / Programs relating to Grid Interactive Renewable Power, off-Grid/Distributed & Decentralized Renewable Power and Investment in Corporations & Autonomous Bodies. A MoU between MNRE and the company has also been signed on 25 January, 2017 defining the role and responsibilities of both. Para No 1 of General Clauses at page 5 of the MoU specifically defines that the borrowings of MNRE bonds shall not be considered as assets/liability for any financial calculation by the Company. This implies that the amount raised by way of MNRE bonds while shall be reflected in the borrowing as well as assets however, there will be no impact of the same on company's borrowings/ Assets or Income / Expenses.

The Company had raised ₹ 1,640.00 crores GOI Fully Serviced Bonds on behalf of MNRE during the year 2016-17 and the same has been shown under Note 24 – Other Non-Financial liabilities. Against this an amount of ₹ 1,638.79 crores has been disbursed up to 31 March 2025 (previous year: ₹ 1,638.79 crores) as per the instructions of the MNRE for various plans/schemes. The said amount has been shown under Note No. 17 – Other Non-Financial Assets – as amount recoverable from MNRE. The amount was kept in MIBOR Linked deposit on which the accrued interest of ₹ 13.12 crores as at 31 March 2025 (previous year: ₹ 12.28 crores) has been shown under Note No. 24 – Other Non-Financial liabilities. The balance cumulative amount (inclusive of interest accrued / earned) as at 31 March 2025 is ₹ 14.31 crores (previous year: ₹ 9.96 crores) which is kept in MIBOR Linked Term Deposit and remaining in Current Account amounting to ₹ 0.03 crores as at 31 March 2025 (previous year: ₹ 3.53 crores) which are shown under Note No. 3 – Bank balances other than included in Cash and Cash Equivalents in respective sub heads.

During the year ended 31 March 2025, interest on the GOI fully Serviced Bond of ₹ 124.35 crores (previous year: ₹ 124.35 crores) became due for payment to the investors. The same has been received from GOI and paid to the investors. Details of Bonds so raised have been tabulated below:-

(₹ in Crores)			
Sl No.	Bond Series	As at 31.03.2025	As at 31.03.2024
1	7.22% GOI Fully Serviced Bonds (Series I - Date of Redemption – 06 February 2027)	610.00	610.00
2	7.60% GOI Fully Serviced Bonds (Series IA - Date of Redemption – 23 February 2027)	220.00	220.00
3	7.85% GOI Fully Serviced Bonds (Series IB - Date of Redemption – 06 March 2027)	810.00	810.00
Total		1,640.00	1,640.00

44. Subsidy / Incentive received from MNRE and handled on their behalf

A. Interest Subsidy

As per the Government policy, MNRE is providing interest subsidy which is released to borrowers implementing MNRE programmes. Interest subsidy w.r.t. Co-generation, Small Hydro, Briquetting, Biomass, Solar Thermal and Waste to Energy is released on NPV basis and for Solar and SPV programmes, the same is done on actual basis.

The interest subsidy is passed on to the borrowers on half yearly basis subject to borrowers complying with the terms and conditions of the sanction. The programme-wise details of standing balances of interest subsidy are as under: -

(i) Interest subsidy received earlier and outstanding on NPV basis: -

(₹ in Crores)			
Year ended	Bio-Mass Co-generation	Small Hydro	Sub Total (A)
31.03.2025	2.15	0.02	2.17
31.03.2024	2.15	0.02	2.17

(ii) Interest subsidy received earlier and outstanding on actual basis: -

(₹ in Crores)									
Year ended	Solar Thermal Sector	SPV WP 2000-01	SPV WP 2001-02	SPV WP 1999-00	SPV WP Manufacturing	SPV WP 2002-03	Accelerated SWH System	Sub Total (B)	Grand Total (A+B)
31.03.2025	0.00	(0.51)	(1.36)	(0.07)	(0.03)	(0.41)	0.00	(2.38)	(0.21)
31.03.2024	0.00	(0.51)	(1.36)	(0.07)	(0.03)	(0.41)	0.00	(2.38)	(0.21)

B. Capital Subsidy

During the year ended 31 March 2025, an amount of ₹ Nil crores (previous year: ₹ 1.00 crores) was received from MNRE towards Capital Subsidy. Out of the total capital subsidy amount available ₹ Nil crores (previous year: ₹ 1.00 crores) was passed on to the borrowers on compliance of the terms and conditions of the capital subsidy scheme.



Notes to Standalone Financial Statements
For the year ended 31st March 2025

45. Disclosure Relationship with Struck off Companies

Name of struck off Company	Nature of transactions with struck-off Company	Balance outstanding as on 31.03.2025 (₹ in Crores)	Relationship with the Struck off company, if any,	Balance outstanding as on 31.03.2024 (₹ in Crores)	Relationship with the Struck off company, if any,
SPV Power Limited	Receivables	0.00	Borrower	0.00	Borrower
Ocha Pine Fuels Private Limited	Receivables	0.00	Borrower	0.00	Borrower

The balances are being carried in the books in view of the recovery proceedings in respective cases from the promoters / guarantors in various legal forums

46. Additional Information

- Expenditure in Foreign Currency:
 - On Travelling: ₹ 0.22 crores (previous year: ₹ 0.28 crores)
 - Interest & Commitment expenses: ₹ 248.28 crores (previous year: ₹ 278.60 crores)
- Earnings in Foreign Exchange:
 - Interest: ₹ 1.75 crores (previous year: ₹ 4.62 crores)
- The World Bank has sanctioned a Clean Technology Fund (CTF) Grant of USD 2 Million to assist in financing of the Shared Infrastructure for Solar Parks Project under IBRD III Line of credit. During the year, World Bank released ₹ 7.57 crores (previous year: ₹ 3.05 crores) including ₹ 6.92 crores towards revenue expenses (previous year: ₹ 2.45 crores) and ₹ 0.65 crores towards capital expenses (previous year: ₹ 0.60 crores) to the Company under the CTF Grant.
- Details of Crypto Currency or Virtual Currency: The Company has not traded or invested in Crypto currency or Virtual Currency during the current and previous year.

47. Amount expected to be Recovered / Settled within 12 Months and Beyond for each line item under Asset and Liabilities

Sl.	Particulars	As at 31.03.2025		
		Within 12 Months	More than 12 Months	Total
I.	ASSETS			
A	Financial Assets			
	(a) Cash and cash equivalents	29.84	-	29.84
	(b) Bank Balance other than (a) above	616.74	24.60	641.34
	(c) Derivative financial instruments	48.30	439.59	487.89
	(d) Receivables			
	(I) Trade Receivables	3.17	2.76	5.93
	(II) Other Receivables	-	-	-
	(e) Loans	12,713.38	62,606.60	75,319.98
	(f) Investments	434.72	191.42	626.14
	(g) Other financial assets	15.30	13.90	29.20
	Total (A)	13,861.45	63,278.87	77,140.32
B	Non-financial Assets			
	(a) Current Tax Assets (Net)	219.81	-	219.81
	(b) Deferred Tax Assets (Net)	-	360.56	360.56
	(c) Investment Property	-	0.02	0.02
	(d) Property, Plant and Equipment	-	199.68	199.68
	(e) Capital Work-in-progress	-	-	-
	(f) Right of use asset	-	143.40	143.40
	(g) Intangible assets under development	-	-	-
	(h) Intangible assets	-	5.49	5.49
	(i) Other non-financial assets	2.99	1,662.08	1,665.07
	Total (B)	222.80	2,371.23	2,594.03
	Total Assets (A+B)	14,084.25	65,650.10	79,734.35
II.	LIABILITIES AND EQUITY			
	LIABILITIES			
A	Financial Liabilities			
	(a) Derivative financial instruments	1.91	21.29	23.20
	(b) Payables			
	(I) Trade Payables	9.11	-	9.11
	(c) Debt Securities	1,397.29	27,048.95	28,446.24
	(d) Borrowings (Other than Debt Securities)	11,060.55	22,428.95	33,489.50



Notes to Standalone Financial Statements
For the year ended 31st March 2025

	(e) Subordinated Liabilities	-	2,804.57	2,804.57
	(f) Other financial liabilities	1,182.51	455.32	1,637.83
	Total(A)	13,651.37	52,759.08	66,410.45
B	Non-Financial Liabilities			
	(a) Provisions	155.50	1,061.99	1,217.49
	(b) Other non-financial liabilities	100.74	1,739.51	1,840.25
	Total(B)	256.24	2,801.50	3,057.74
C	EQUITY			
	(a) Equity Share Capital	-	2,687.76	2,687.76
	(b) Other Equity	-	7,578.40	7,578.40
	Total(C)	-	10,266.16	10,266.16
	Total Liabilities and Equity(A+B+C)	13,907.61	65,826.74	79,734.35

(₹ in Crores)

Sl.	Particulars	As at 31.03.2024		
		Within 12 Months	More than 12 Months	Total
I.	ASSETS			
A	Financial Assets			
	(a) Cash and cash equivalents	74.21	-	74.21
	(b) Bank Balance other than (a) above	600.40	61.28	661.68
	(c) Derivative financial instruments	122.34	361.44	483.78
	(d) Receivables			
	(I) Trade Receivables	4.42	1.60	6.02
	(II) Other Receivables	-	-	-
	(e) Loans	8,666.75	50,108.34	58,775.09
	(f) Investments	1.96	99.34	101.30
	(g) Other financial assets	11.72	11.75	23.47
	Total (A)	9,481.80	50,643.75	60,125.55
B	Non-financial Assets			
	(a) Current Tax Assets (Net)	155.41	-	155.41
	(b) Deferred Tax Assets (Net)	-	289.45	289.45
	(c) Investment Property	-	0.03	0.03
	(d) Property, Plant and Equipment	-	206.40	206.40
	(e) Capital Work-in-progress	-	-	-
	(f) Right of use asset	-	149.89	149.89
	(g) Intangible assets under development	-	-	-
	(h) Intangible assets	-	4.78	4.78
	(i) Other non-financial assets	7.46	1,661.48	1,668.94
	Total (B)	162.87	2,312.03	2,474.90
	Total Assets (A+B)	9,644.67	52,955.78	62,600.45
II.	LIABILITIES AND EQUITY			
	LIABILITIES			
A	Financial Liabilities			
	(a) Derivative financial instruments	181.22	26.80	208.02
	(b) Payables			
	(I) Trade Payables	7.30	-	7.30
	(c) Debt Securities	-	17,713.61	17,713.61
	(d) Borrowings (Other than Debt Securities)	8,692.87	22,630.98	31,323.85
	(e) Subordinated Liabilities	-	649.42	649.42
	(f) Other financial liabilities	923.94	416.36	1,340.30
	Total(A)	9,805.33	41,437.17	51,242.50
B	Non-Financial Liabilities			
	(a) Provisions	-	991.12	991.12
	(b) Other non-financial liabilities	-	1,807.41	1,807.41
	Total(B)	-	2,798.53	2,798.53
C	EQUITY			
	(a) Equity Share Capital	-	2,687.76	2,687.76
	(b) Other Equity	-	5,871.66	5,871.66
	Total(C)	-	8,559.42	8,559.42
	Total Liabilities and Equity(A+B+C)	9,805.33	52,795.12	62,600.45



Notes to Standalone Financial Statements
For the year ended 31st March 2025

48. Disclosures in Terms of Master Direction – Reserve Bank of India (Non-Banking Financial Company – Scale Based Regulation) Directions, 2023 dated 19 October 2023 (as amended)

A. Resolution plans implemented by the Company

(₹ in Crores)

Year ended	No of Borrower	Principal Outstanding at year end	Impairment allowance as per ECL
31.03.2025	-	-	-
31.03.2024	-	-	-

B. Capital

a. Capital to Risk-weighted Assets Ratio (CRAR)

The Company is complying with the Capital Adequacy requirements as per the master directions/ circulars/ guidelines prescribed by the RBI, amended from time to time. Being an NBFC and Infrastructure Finance Company (NBFC-IFC), the Company is required to maintain a Capital Adequacy Ratio or Capital to Risk Weighted Assets Ratio (CRAR) of 15% (with a minimum Tier I Capital of 10%), computed by dividing the company's Tier-I and Tier-II capital by Risk Weighted Assets.

Sl.	Particulars	As at 31.03.2025	As at 31.03.2024*
1	CRAR (%)	17.77 %	15.51%
2	CRAR – Tier I Capital (%)	15.15 %	13.94%
3	CRAR – Tier II Capital (%)	2.62 %	1.57%

The amount of Perpetual Debt Instrument of the Tier-I capital as on 31 March 2025 is 11.11 % (previous year: Nil %)

*As of 31 March 2024, the reported CRAR of the Company was 20.11%, comprising Tier I Capital of 18.08% and Tier II Capital of 2.03%. This calculation was based on a 50% risk weight assigned to commissioned renewable energy infrastructure project assets financed by the Company that had reached their commercial operations date (COD) and had been operational for over a year. However, effective 31 March 2025, the company has applied a 100% risk weight to these assets. Accordingly, CRAR of corresponding period as at 31 March 2024 has been restated

b. Details of Tier II capital and Perpetual Debt Instruments raised during the year :

Sl.	Particulars	Year Ended 31.03.2025	Year Ended 31.03.2024
1	Amount of Subordinated debt raised as Tier-II capital	910.37	-
2	Amount of Perpetual Debt Instruments raised as Tier-I capital	1,239.00	-
3	Amount of Perpetual Debt Instruments raised as Tier-II capital	8.00	-

c. Details of Tier II capital and Perpetual Debt Instruments outstanding at the year-end :


(₹ in Crores)

Sl.	Particulars	As at 31.03.2025	As at 31.03.2024
1	Amount of Subordinated debt raised as Tier-II capital	1,559.10	649.41
2	Amount of Perpetual Debt Instruments raised as Tier-I capital	1,239.00	-
3	Amount of Perpetual Debt Instruments raised as Tier-II capital	8.00	-

During the year the Company has issued Perpetual Debt Instruments (PDI) of ₹ 1,247 crores (previous year: Nil) with no maturity and callable only at the option of the Company after a minimum of 10 years with prior approval of RBI.

The claims of the holders of the PDI are:

- Superior to the claims of the holders of the equity shares issued by the Company ; and
- Subordinated to the claims of all other creditors of the Company (but pari passu inter se the holders of the PDIs). The Company may defer the payment of Coupon, if:
 - The capital to risk assets ratio ("CRAR") of the Company is below the minimum regulatory requirement prescribed by RBI; or
 - the impact of such payment results in CRAR of the Company falling below or remaining below the minimum regulatory requirement prescribed by RBI.
- In the event that making of any Coupon payment by the Issuer may result in net loss or increase the net loss of the Issuer, the making of such of Coupon Payment by the Issuer shall be subject to the prior approval of the RBI and shall be made on receipt of such approval provided that the CRAR remains above the regulatory norm after the making of such payment.



Notes to Standalone Financial Statements

For the year ended 31st March 2025

4. The Coupon on the Bonds shall not be cumulative except in cases as in (2) above.
5. All instances of invocation of the lock-in clause shall be notified by the Issuer to the RBI or as otherwise required under applicable law.

The invocation of the lock-in clause by the Issuer shall not be construed as a default committed by the Issuer and shall not result in the occurrence of an 'Event of Default' (by whatsoever name called) in respect of the Bonds

d. Dividend

The Board of Directors monitors the dividend pay-out to the shareholders of the Company and has a well-defined distribution policy which is available on the website of the Company viz. <https://www.ireda.in/corporate-governance>.

Being a Central Public Sector Enterprise ("CPSE"), the Company endeavors to declare the dividend as per the CPSE Guidelines on Capital Restructuring, mandating every CPSE to pay minimum annual dividend of 30% of PAT or 4% of the net-worth, whichever is higher subject to the limit, if any, under any extant legal provision. Financial sector CPSEs like NBFCs may pay minimum annual dividend of 30% of PAT subject to the limit, if any, under any extant legal provisions.

The Company has received exemption from payment of dividend for Financial Year 2024-25 from DIPAM.

C. Investments

		(₹ in Crores)	
Particulars		As at 31.03.2025	As at 31.03.2024
(1)	Value of Investments		
(i)	Gross Value of Investments		
(a)	In India		
	- In Subsidiary	26.00	-
	- Flexi Deposit Linked with MIBOR (including interest accrued)	* 1.59	0.66
	- GOI Securities (Quoted) (including interest accrued)	600.14	101.30
	- Commercial Papers (Fully impaired)	68.99	68.99
(b)	Outside India	-	-
(ii)	Provisions for Impairment		
(a)	In India	68.99	68.99
(b)	Outside India	-	-
(iii)	Net Value of Investments		
(a)	In India	627.73	101.96
(b)	Outside India	-	-
(2)	Movement of provisions held towards impairment on investments		
(i)	Opening balance	68.99	68.99
(ii)	Add: Provisions made during the year	-	-
(iii)	Less: Write-off/write-back of excess provisions during the year	-	-
(iv)	Closing balance	68.99	68.99

D. Derivatives

❖ Forward Rate Contract / Interest Rate Swap Agreement

		(₹ in Crores)	
Particulars		As at 31.03.2025	As at 31.03.2024
(i)	The notional principal of swap agreements*	6,590.12	7,661.03
(ii)	Losses which would be incurred if counterparties failed to fulfill their obligations under the agreements	487.88	483.78
(iii)	Collateral required by the applicable NBFC upon entering into swaps	N.A.	N.A.
(iv)	Concentration of credit risk arising from the swaps **	Refer Note*	Refer Note*
(v)	The fair value of the swap book	464.68	275.77

* Notional Principal indicates deal amount in foreign currency converted into INR terms using RBI reference rate for the closing dates

**The Company enters into swap agreements with International Swaps and Derivatives Association (ISDA) Banks (PSU Banks, Private Indian Banks & Foreign Banks), in accordance with the RBI guidelines. All the swap agreements entered into with the banks are well within the credit risk limit defined in the Board approved Risk Management Policy

❖ Exchange Traded Interest Rate (IR) Derivatives – Nil

❖ Disclosures on Risk Exposure in Derivatives

a) Qualitative Disclosure

- (i) The company recognizes various market risks including interest rate, foreign exchange fluctuation and other assets liability mismatches.



Notes to Standalone Financial Statements
For the year ended 31st March 2025

- (ii) All derivative deals are undertaken under the supervision of Forex Management Committee (FMC). In order to protect the company from foreign exchange fluctuation and interest rate risk, the company has entered into long term agreements with ISDA Banks to hedge such risk through derivative instrument.
- (iii) The company is taking active action for protection against exchange fluctuation risk by adopting hedging instrument on case-to-case basis. In this regard, during the year ended 31 March 2025, the company has entered into various derivative contracts like Principal Only Swap (POS), forwards etc. depending upon the risk appetite of the Company and market scenario prevailing.
- (iv) The company has board approved Foreign Exchange and Derivatives Risk Management Policy, which defines the maximum permissible limit of open exposure which cannot be more than 40% of the foreign currency loan outstanding. The company's foreign currency loan open exposure as at 31 March 2025 is 27.68 % (previous year: 22.18 %) of total foreign currency loan exposure.

b) Quantitative Disclosures

As at 31.03.2025

Sl.	Particulars	Currency Derivatives (POS) includes Forward Contracts	Interest Rate Derivatives Includes cross currency interest rate swaps
(i)	Derivatives (Notional Principal Amount)*		
	For hedging (in million)	€ 66.12 \$ 514.25 ¥ 22,791.60	\$ 33.32
	Value (₹ in Crores)	6,304.92	285.20
	Mark to Market Position		
(ii)	a) Asset (+) (₹ in Crores)	429.24	58.64
	b) Liability (-) (₹ in Crores)	(23.20)	-
(iii)	Credit Exposure	N.A.	N.A.
(iv)	Unhedged Exposures (For Principal amount outstanding including part hedge not considered as hedge) (₹ in Crores)		2,360.71

*Notional Principal indicates deal amount outstanding in foreign currency converted into INR terms using RBI reference rate for the closing dates.

As at 31.03.2024

Sl.	Particulars	Currency Derivatives (POS) includes Forward Contracts	Interest Rate Derivatives Includes cross currency interest rate swaps
(i)	Derivatives (Notional Principal Amount)*		
	For hedging (in million)	€ 134.40 \$ 530.40 ¥ 28,522.57	€ 1.11 \$ 37.99 ¥ 2,094.87
	Value (₹ in Crores)	7,218.82	442.21
	Mark to Market Position		
(ii)	a) Asset (+) (₹ in Crores)	422.83	60.96
	b) Liability (-) (₹ in Crores)	(197.20)	(10.82)
(iii)	Credit Exposure	N.A.	N.A.
(iv)	Unhedged Exposures (For Principal amount outstanding including part hedge not considered as hedge) (₹ in Crores)		2,062.30


*Notional Principal indicates deal amount outstanding in foreign currency converted into INR terms using RBI reference rate for the closing dates.

E. Asset Liability Management Maturity pattern of certain items of Assets and Liabilities

As at 31.03.2025

(₹ in Crores)

Particulars	Up to 7 Days	8-14 Days	Over 14 days-30/31 Days	Over 1 month - 2 months	Over 2 months - 3 months	Over 3 months - upto 6 months	Over 6 months - upto 1 year	Over 1 year & up to 3 years	Over 3 & up to 5 years	Over 5 years	Total
Deposits	-	-	-	-	-	1.59	-	-	-	-	1.59
Advances including interest	0.99	-	546.41	557.28	1,843.78	3,300.11	6,500.87	22,279.86	10,207.03	30,252.10	75,488.43
Investments	0.62	-	-	52.78	1.95	3.19	376.20	66.06	-	125.36	626.16
Rupee Borrowings	308.76	8.33	405.17	1,309.94	1,039.68	3,128.21	5,494.74	14,068.53	6,789.07	23,677.57	56,230.00



Notes to Standalone Financial Statements
For the year ended 31st March 2025

Foreign Currency assets	-	-	0.32	-	-	-	-	-	-	-	0.32
Foreign Currency liabilities	-	-	82.24	12.05	111.80	175.41	381.50	1,528.43	1,296.85	4,939.33	8,527.61

As at 31.03.2024

(₹ in Crores)

Particulars	Up to 7 Days	8-14 Days	Over 14 days-30/31 Days	Over 1 month -2 months	Over 2 months - 3 months	Over 3 months – upto 6 months	Over 6 months - upto 1 year	Over 1 year & up to 3 years	Over 3 & up to 5 years	Over 5 years	Total
Deposits	0.66	-	-	-	-	-	-	-	-	-	0.66
Advances including interest	1.02	-	396.28	403.79	991.90	2,002.56	4,896.34	15,992.99	8,822.83	25,404.35	58,912.06
Investments	-	-	-	-	1.96	-	-	-	-	99.34	101.30
Rupee Borrowings	82.62	-	229.17	419.64	1,306.69	2,450.30	3,386.20	13,050.58	4,651.65	14,819.08	40,395.93
Foreign Currency assets	0.58	-	-	-	-	-	-	-	-	-	0.58
Foreign Currency liabilities	-	-	72.50	56.85	108.97	170.80	409.14	1,636.56	1,531.05	5,312.80	9,298.67

F. Exposures

❖ Exposure to Real Estate Sector

The company does not have any exposure to real estate sector as at 31 March 2025 (previous year: Nil crores).

❖ Exposure to Capital Market

The company does not have any exposure to capital market as at 31 March 2025 (previous year: Nil crores).

❖ Sectoral exposure

Sectors	Year ended 31.03.2025			Year ended 31.03.2024		
	Total Exposure (includes on balance sheet and off-balance sheet exposure) (₹ Crores)	Gross NPAs (₹ Crores)	Percentage of Gross NPAs to total exposure in that sector	Total Exposure (includes on balance sheet and off-balance sheet exposure) (₹ Crores)	Gross NPAs (₹ Crores)	Percentage of Gross NPAs to total exposure in that sector
1. Agriculture and Allied Activities	-	-	-	-	-	-
2. Industry						
i) Renewable Energy	78,700.12	1,866.25	2.37%	61,324.72	1,410.85	2.30%
Total of Industry (i+ii+Others)						
3. Services						
Others	-	-	-	-	-	-
Total of services (i+ii+Others)						
4. Personal Loans						
Others	-	-	-	-	-	-
Total of Personal Loans (i+ii+Others)						
5. Others, if any (please specify)	-	-	-	-	-	-

❖ Intra-group exposures

Following are the disclosures pertaining to intra group exposures:-

Sl No.	Particulars	As at 31.03.2025	As at 31.03.2024
i	Total amount of intra-group exposures	-	-
ii	Total amount of top 20 intra-group exposures	-	-
iii	Percentage of intra-group exposures to total exposure of the NBFC on borrowers /customers	-	-

❖ Unhedged foreign currency exposure

Refer Note 38(20) to Financial Statements.



Notes to Standalone Financial Statements

For the year ended 31st March 2025

G. Details of financing of parent company products – Not Applicable

❖ Details of Single Borrower Limit (SGL)/Group Borrower Limit (GBL) exceeded by the applicable NBFC

List of Single Exposures exceeding Limits as at 31.03.2025

(₹ in Crores)			
Sl	Name	Exposure (₹ in Crores)	%
		Nil	

*For working out exposure exceeding limits, the Tier I Capital / Owned Funds has been considered as ₹ 9,502.68 Crores i.e. Tier I Capital as on 31 March 2024 is ₹ 8,265.20 Crores and Perpetual Debt Instruments (PDI – Tier 1) raised by the company (net of issue expenses) on 21 March 2025 is ₹ 1,237.48 Crores.

List of Single Exposures exceeding Limits as at 31.03.2024

(₹ in Crores)			
Sl	Name	Exposure (₹ in Crores)	%
		Nil	

Tier I Capital/Owned Funds as on 31.12.2023 is 7857.01 Crores*

*For working out exposure exceeding limits, the Tier I Capital / Owned Funds has been considered as ₹ 7,857.01 Crores i.e. Tier I Capital as on 31 March 2023 is ₹ 5,489.56 Crores, accretions to retained earnings/profit till 31 December 2023 – ₹ 1,100.65 Crores and funds raised through the process of IPO (net of issue expenses) in November 2023 is ₹ 1,266.80 Crores.

List of Group Exposures exceeding Limits as at 31.03.2025

(₹ in Crores)			
Sl	Name of Group	Exposure (₹ in Crores)	%
		Nil	

*For working out exposure exceeding limits, the Tier I Capital / Owned Funds has been considered as ₹ 9,502.68 Crores i.e. Tier I Capital as on 31 March 2024 is ₹ 8,265.20 Crores and Perpetual Debt Instruments (PDI – Tier 1) raised by the company (net of issue expenses) on 21 March 2025 is ₹ 1,237.48 Crores.

List of Group Exposures exceeding Limits as at 31.03.2024

(₹ in Crores)			
Sl	Name of Group	Exposure (₹ in Crores)	%
		Nil	

Tier I Capital/Owned Funds as on 31.12.2023 is 7857.01 Crores*

*For working out exposure exceeding limits, the Tier I Capital / Owned Funds has been considered as ₹ 7,857.01 Crores i.e. Tier I Capital as on 31 March 2023 is ₹ 5,489.56 Crores, accretions to retained earnings/profit till 31 December 2023 is ₹ 1,100.65 Crores and funds raised through the process of IPO (net of issue expenses) in November 2023 is ₹ 1,266.80 Crores.

H. Miscellaneous

❖ Registration obtained from other financial sector regulators:

Sl.	Regulator Name	Particulars	Registration Details
1	Ministry of Corporate Affairs	Corporate Identification Number (CIN)	L65100DL1987GOI027265
2	Reserve Bank of India	Registration Number	14 000012
3	Legal Entity Identifier India Ltd	LEI Number	335800AXWFKW4BC99J48

❖ The Company has following Overseas Assets :-

(₹ in Crores)			
Name of the subsidiary	Country	Total Assets as on 31.03.2025	Total Assets as on 31.03.2024
IREDA Global Green Energy Finance IFSC Ltd	GIFT City, Gandhi Nagar, Gujarat, India	26.00	-

❖ There are no Off-Balance Sheet SPVs sponsored by the Company.

❖ The Company is preparing Consolidated Financial Statements in accordance with Ind AS - 110 "Consolidated Financial Statements".



I. Disclosure of Penalties imposed by RBI and other regulators during the year:

No penalties have been levied on the Company by any regulator during the year ended 31 March 2025 (previous year: Nil).

J. Disclosure of Complaints: -

1) Summary information on complaints received by the company from its Share Holders

Particulars	Year ended 31.03.2025	Year ended 31.03.2024
a) No. of complaints pending at the beginning of the year	04	-



Notes to Standalone Financial Statements
For the year ended 31st March 2025

b)	No. of complaints received during the year	19	2,246
c)	No. of complaints redressed during the year	23	2,242
d)	No. of complaints pending at the end of the year	00	04

2) Summary information on complaints received by the company from its Debenture Holders / Bond Holders

Particulars		Year ended 31.03.2025	Year ended 31.03.2024
a)	No. of complaints pending at the beginning of the year	-	-
b)	No. of complaints received during the year	2	28
c)	No. of complaints redressed during the year	2	28
d)	No. of complaints pending at the end of the year	-	-

3) Summary information on complaints received by the company from customers and from the Offices of Ombudsman

Sr. No	Particulars	Year ended 31.03.2025	Year ended 31.03.2024
Complaints received by the NBFC from its customers			
1	Number of complaints pending at beginning of the year	-	-
2	Number of complaints received during the year	-	-
3	Number of complaints disposed during the year	-	-
3.1	Of which, number of complaints rejected by the NBFC	-	-
4	Number of complaints pending at the end of the year	-	-
Maintainable complaints received by the NBFC from Office of Ombudsman			
5	Number of maintainable complaints received by the NBFC from Office of Ombudsman	2	1*
5.1	Of 5, number of complaints resolved in favour of the NBFC by Office of Ombudsman	1*	-
5.2	Of 5, number of complaints resolved through conciliation/mediation/advisories issued by Office of Ombudsman	2	-
5.3	Of 5, number of complaints resolved after passing of Awards by Office of Ombudsman against the NBFC	-	-
6	Number of Awards unimplemented within the stipulated time (other than those appealed)	-	-

*One complaint was received through RBI CMS team at the end of the financial year FY 2023-24, resolved in FY 2024-25

Top five grounds of complaints received by the NBFCs from customers

Grounds of complaints, (i.e. complaints relating to)	Number of complaints pending at the beginning of the year	Number of complaints received during the year	% increase/ decrease in the number of complaints received over the previous year	Number of complaints pending at the end of the year	Of 5, number of complaints pending beyond 30 days
1	2	3	4	5	6
For the year ended 31.03.2025					
Loans and advances	1	1	-	-	-
POI	0	1	100%	-	-
Total	1	2	100%	-	-
For the year ended 31.03.2024					
Loans and advances	-	1	(100%)	1	-
Total	-	1	(100%)	1	-

K. Ratings assigned by credit rating agencies and migration of ratings

The Company has raised resources by issue of taxable/tax-free/ bank loans for which it has obtained ratings for these issuances from Domestic and international rating agencies. The details as at 31 March 2025 are as under: -

Sl. No.	Rating Agency	Long term Rating on Taxable/Tax free Bonds/ Sub Debts	Long term Rating on Perpetual Debt	Rating on Bank Loans Borrowings
1	ICRA	ICRA AAA (Stable)	ICRA AA+ (Stable)	ICRA AAA (Stable)/ ICRA A1+**
2	CARE	CARE AAA (Stable)	Not Applicable	CARE AAA (Stable)
3	India Ratings	IND AAA (Stable)	IND AA+ (Stable)	IND AAA (Stable) / IND A1+**
4	Brickwork Ratings	BWR AAA (Stable)	Not Applicable	BWR AAA (Stable)
5	Acuite Rating	Not Applicable	Not Applicable	ACUITE AAA (Stable)

*Bank Borrowings includes short-term loans.

**For short-term borrowing from banks

International Rating:

Sl. No.	Rating Agency	Long Term Issuer Rating	Short Term Issuer Rating	Outlook
---------	---------------	-------------------------	--------------------------	---------



Notes to Standalone Financial Statements
For the year ended 31st March 2025

1	S&P Global Ratings Limited	BBB-	A-3	Stable
---	----------------------------	------	-----	--------

Migration of Rating:

Sl. No.	Rating Agency	Previous Rating	Current Rating	Remarks
1.	CARE	CARE AA+ (Positive)	CARE AAA (Stable)	Upgraded

During the year, CARE Rating has upgraded our rating on debt instruments.

Rating assigned on GOI Fully Serviced Bonds

Rating Agency	Instrument/Purpose/Issue	Rating
CARE Ratings Limited	GOI Fully Service Bonds	AAA, Stable
India Ratings & Research Private Limited		
ICRA Limited		

There has been no migration of ratings during the year for GOI Fully Serviced Bonds.

L. Concentration of Deposits, Advances, Exposures and NPAs

❖ **Concentration of Advances**

(₹ in Crores)

Particulars	As at 31.03.2025	As at 31.03.2024
Total Advances to twenty largest borrowers / customers	33,708.57	25,567.40
Percentage of advances to twenty largest borrowers to Total Advances	44.20 %	42.83%

❖ **Concentration of Exposures**

(₹ in Crores)

Particulars	As at 31.03.2025	As at 31.03.2024
Total Exposure to twenty largest borrowers / customers	34,162.59	25,567.40
Percentage of Exposures to twenty largest borrowers/customers to Total Exposure of the applicable NBFC on borrowers/ customers	43.42 %	42.83%

The above excludes Non-fund Exposure of ₹ 454.01 crores as on 31 March 2025 (previous year ₹ 102.78 crores) in respect of Top 20 Borrowers.

❖ **Concentration of NPAs**

(₹ in Crores)

Particulars	As at 31.03.2025	As at 31.03.2024
Total Exposure to top four NPA accounts	639.64	589.31

❖ **Sector-wise NPAs**


S. No.	Sector	%age of NPAs to Total Advances in that sector	
		As at 31.03.2025	As at 31.03.2024
1.	Agriculture & allied activities	-	-
2.	MSME	-	-
3.	Corporate borrowers	2.45 %	2.36 %
4.	Services	-	-
5.	Unsecured personal loans	-	-
6.	Auto loans	-	-
7.	Other personal loans	-	-

Note - Company is in the business of financing RE projects to corporate borrower, hence Total of Gross NPA % is shown in corporate borrower.

❖ **Movement of NPAs**

(₹ in Crores)

Particulars		As at 31.03.2025	As at 31.03.2024
(i)	Net NPAs to Net Advances (%)	1.35%	0.99%
(ii)	Movement of NPAs (Gross)		
	(a) Opening balance	1,410.85	1,513.35
	(b) Additions during the year	669.51	44.34
	(c) Reductions during the year	214.11	146.84
	(d) Closing balance	1,866.25	1,410.85
(iii)	Movement of Net NPAs		
	(a) Opening balance	581.21	768.02
	(b) Additions during the year	560.44	12.62
	(c) Reductions during the year	120.99	199.43



Notes to Standalone Financial Statements
For the year ended 31st March 2025

	(d)	Closing balance	1,020.66	581.21
(iv)	Movement of provisions for NPAs (excluding provisions on standard assets)			
	(a)	Opening balance	829.64	745.33
	(b)	Provisions made during the year	153.47	157.62
	(c)	Write-off / write-back of excess provisions	137.52	73.31
	(d)	Closing balance	845.59	829.64

Also Refer note 38(41) to Financial Statements.

M. Liquidity Risk Management Framework for Non-Banking Financial Companies

i) Funding Concentration based on significant counterparty (both deposits and borrowings)

(₹ in Crores)

Sl.	Period	Number of Significant Counterparties*	Amount	% of Total deposits	% of Total Liabilities
1	As at 31.03.2025	33	55,196.93	N A	79.46%
2	As at 31.03.2024	28	43,361.14	N A	80.24%

*Note:

- A "Significant counterparty" is defined as a single counterparty or group of connected or affiliated counterparties accounting in aggregate for more than 1% of the Company's total liabilities
- Total Liabilities have been computed as Total Assets Less Equity Share Capital and Reserve & Surplus

ii) Top 20 large deposits

(₹ in Crores)

Period	Large deposits	Amount	% of Total Deposits
As at 31.03.2025	Not Applicable		
As at 31.03.2024	Not Applicable		

iii) Top 10 borrowings:

As at 31.03.2025

(₹ in Crores)

Sl.	Borrowings	Amount	% Of Total Borrowings
1	Loans from State Bank of India*	11,933.17	18.43%
2	Loans from Punjab National Bank	3,106.09	4.80%
3	Loan from Japan International Cooperation Agency (JICA)	2,946.65	4.55%
4	Loan from European Investment Bank (EIB)	2,564.96	3.96%
5	Loans from Central Bank of India	2,069.09	3.20%
6	7.37% IREDA Taxable Unsecured Bond Series XVI-F	2,000.00	3.09%
7	Loans from Bank of India	1,968.23	3.04%
8	7.94% IREDA Taxable Unsecured Bond Series XII-D	1,500.00	2.32%
9	7.44% IREDA Taxable Unsecured Bond Series XVI-B	1,500.00	2.32%
10	7.36% IREDA Taxable Unsecured Bond Series XVI-D	1,500.00	2.32%

*Includes Bank loan, Short term loan and Overdraft/CC Limit

As at 31.03.2024

(₹ in Crores)

Sl.	Borrowings	Amount	% Of Total Borrowings
1	State Bank of India	9,219.09	18.55%
2	Japan International Cooperation Agency (JICA)	3,021.62	6.08%
3	Bank of India	2,718.74	5.47%
4	European Investment Bank (EIB)	2,717.76	5.47%
5	Central Bank of India	2,350.00	4.73%
6	National Bank for Financing Infrastructure and Development (NaBFID)	2,050.00	4.13%
7	Punjab National Bank	1,631.25	3.28%
8	7.94% IREDA Taxable unsecured bonds Series XII-D	1,500.00	3.02%
9	Asian Development Bank (ADB)	1,222.82	2.46%
10	7.53% IREDA Taxable unsecured bonds Series XV-F	1,222.00	2.46%

iv) Funding Concentration based on significant instrument/product

As at 31.03.2025

(₹ in Crores)

Sl.	Number of the instrument / product	Amount (₹)	% Of Total Liabilities
1	Term Loans from Banks (Secured)	26,102.18	37.57%



Notes to Standalone Financial Statements

For the year ended 31st March 2025

2	Taxable Bonds - Non-Convertible Redeemable Debentures (Unsecured)*	22,066.14	31.76%
3	Term Loans from Others (Unsecured)	3,678.15	5.29%
4	Taxable Bonds - Non-Convertible Redeemable Debentures (Secured)*	3,818.00	5.50%
5	Tax-free Bonds – Non-Convertible Redeemable Debentures (Secured)	2,576.60	3.71%
6	Term Loans from Banks (Unsecured)	3,709.16	5.34%
7	Subordinated Liabilities*	2,807.37	4.04%

*At face value

As at 31.03.2024

		(₹ in Crores)	
Sl.	Number of the instrument / product	Amount (₹)	% Of Total Liabilities
1.	Term Loans from Banks (Secured)	23,305.85	43.13%
2.	Taxable Bonds - Non-Convertible Redeemable Debentures (Unsecured)	11,326.14	20.96%
3.	Term Loans from Others (Unsecured)	6,807.20	12.60%
4.	Taxable Bonds - Non-Convertible Redeemable Debentures (Secured)	3,818.00	7.07%
5.	Tax-free Bonds – Non-Convertible Redeemable Debentures (Secured)	2,576.60	4.77%
6.	Term Loans from Banks (Unsecured)	1,128.16	2.09%
7.	Subordinated Liabilities	650.00	1.20%

Note

- A "Significant counterparty" is defined as a single counterparty or group of connected or affiliated counterparties accounting in aggregate for more than 1% of the Company's total liabilities
- Total Liabilities have been computed as Total Assets Less Equity Share Capital and Reserve & Surplus.
- A "significant instrument/product" is defined as a single instrument/product of group of similar instruments/products which in aggregate amount to more than 1% of the Company's total liabilities

v) Stock Ratios:

Sl.	Number of the instrument / product	As at 31.03.2025	As at 31.03.2024
1	Commercial papers as a % of total public funds	N/A	N/A
2	Commercial papers as a % of total liabilities	N/A	N/A
3	Commercial papers as a % of total assets	N/A	N/A
4	Non-convertible debentures (original maturity of less than one year) as a % of total public funds	N/A	N/A
5	Non-convertible debentures (original maturity of less than one year) as a % of total liabilities	N/A	N/A
6	Non-convertible debentures (original maturity of less than one year) as a % of total assets	N/A	N/A
7	Other short-term liabilities if any as a % of total public funds	2.24 %	2.78%
8	Other short-term liabilities if any as a % of total liabilities	2.09 %	3.02%
9	Other short-term liabilities if any as a % of total assets	1.82 %	2.40%

Note: Other short-term liabilities have been computed as sum total of Derivative Financial Instruments, Trade Payables, Other financial & non-financial liabilities excluding GOI Fully Serviced Bonds on the basis of maturity.

vi) Institutional set-up for liquidity risk management

The Board of Directors of the Company has constituted the Asset Liability Management Committee, Risk Management Committee and Investment Committee. The Asset Liability Management Committee, inter alia, reviews the asset liability profile, risk monitoring system, liquidity risk management, funding and capital planning, profit planning and growth projections, forecasting and analyzing different scenarios and preparation of contingency plans.

Further, the Risk Management Committee, inter alia, monitors and measures the risk profile of the Company and oversees the integrated risk management system of the Company. The Company manages liquidity risk by maintaining sufficient cash/treasury surpluses. Management regularly monitors the position of cash and cash equivalents. Assessment of maturity profiles of financial assets and financial liabilities including debt financing plans and maintenance of balance sheet liquidity is considered while reviewing the liquidity position.

N. Disclosure on Liquidity Coverage Ratio: -

RBI vide its Master Direction – Reserve Bank of India (Non-Banking Financial Company – Scale Based Regulation) Directions, 2023 as amended from time to time issued the guidelines covering liquidity risk management for NBFCs wherein RBI introduced Liquidity Coverage Ratio (LCR) applicable on all non-deposit taking NBFCs with asset size of more than ₹5,000 crore. The guidelines aim to maintain a liquidity buffer in terms of LCR by ensuring that the NBFCs have sufficient High Quality Liquid Assets (HQLA) to survive any acute liquidity stress scenario lasting for next 30 days. As per the guidelines, LCR is represented by Stock of HQLA divided by Total Net Cash Outflows (stressed outflow less stressed inflows) over the next 30 calendar days. HQLA are defined by RBI as the liquid assets that can be readily sold or are immediately convertible into cash at little/no loss of value or can be used as collateral to obtain funds in stress situations.



Notes to Standalone Financial Statements
For the year ended 31st March 2025

The Company has complied with LCR requirement w.e.f. 01 December 2020 against stipulated requirement of minimum LCR of 50%, progressively increasing up to the required level of 100% by 01 December 2024. The Company is maintaining LCR in INR only; hence there is no currency mismatch.

For the year ended 31.03.2025

(₹ in Crores)

High Quality Liquid Assets	Q1 (April - June 2024)		Q2 (July - Sep 2024)		Q3 (Oct - Dec 2024)		Q-4 (Jan- Mar 2025)	
	Total Unweighted Value (average)	Total Weighted Value (average)	Total Unweighted Value (average)	Total Weighted Value (average)	Total Unweighted Value (average)	Total Weighted Value (average)	Total Unweighted Value (average)	Total Weighted Value (average)
1 Total High Quality Liquid Assets (HQLA)	389.17	389.17	754.46	754.46	750.27	750.27	726.57	726.57
- G-Secs / State Development Loans (SDLs)/ Special Securities	300.66	300.66	636.00	636.00	656.74	656.74	649.42	649.42
- Cash & Cash equivalents	88.51	88.51	118.46	118.46	93.53	93.53	77.15	77.15
Cash Outflows								
2 Deposits (for deposit taking companies)	-	-	-	-	-	-	-	-
3 Unsecured wholesale funding	-	-	-	-	-	-	-	-
4 Secured wholesale funding	-	-	-	-	-	-	-	-
5 Additional requirements, of which	-	-	-	-	-	-	-	-
(i) Outflows related to derivative exposures & other collateral requirements	-	-	-	-	-	-	-	-
(ii) Outflows related to loss of funding on debt products	-	-	-	-	-	-	-	-
(iii) Credit and liquidity facilities	-	-	-	-	-	-	-	-
6 Other contractual funding obligations	1,138.23	1,308.96	1,712.85	1,969.78	2,099.38	2,414.29	1,802.79	2,073.21
7 Other contingent funding obligations	-	-	-	-	-	-	23.76	27.32
8 TOTAL CASH OUTFLOWS	1,138.23	1,308.96	1,712.85	1,969.78	2,099.38	2,414.29	1,826.55	2,100.54
Cash Inflows								
9 Secured lending	-	-	-	-	-	-	-	-
10 Inflows from fully performing exposures	1,010.04	757.53	1,525.92	1,144.44	1,338.63	1,003.97	2,114.41	1,585.81
11 Other cash inflows*	4,078.17	3,048.63	5,566.20	4,174.65	3,883.16	2,912.37	4,590.02	3,442.52
12 TOTAL CASH INFLOWS	5,088.21	3,816.16	7,092.12	5,319.09	5,221.79	3,916.34	6,704.43	5,028.33
		Total Adjusted Value		Total Adjusted Value		Total Adjusted Value		Total Adjusted Value
13 TOTAL HQLA		389.17		754.46		750.27		726.57
14 TOTAL NET CASH OUTFLOWS		327.24		492.44		603.57		525.13
15 LIQUIDITY COVERAGE RATIO (%)		119%		153%		124%		138%

*Lines of Credit - Credit/ liquidity/other contingent facilities

For the year ended 31.03.2024

(₹ in Crores)

High Quality Liquid Assets	Q1 (April - June 2023)		Q2 (July - Sep 2023)		Q3 (Oct - Dec 2023)		Q-4 (Jan- Mar 2024)	
	Total Unweighted Value (average)	Total Weighted Value (average)	Total Unweighted Value (average)	Total Weighted Value (average)	Total Unweighted Value (average)	Total Weighted Value (average)	Total Unweighted Value (average)	Total Weighted Value (average)
1 Total High Quality Liquid Assets (HQLA) **	296.41	296.41	912.65	912.65	957.78	957.78	986.16	986.16



Notes to Standalone Financial Statements
For the year ended 31st March 2025

Cash Outflows									
2	Deposits (for deposit taking companies)	-	-	-	-	-	-	-	-
3	Unsecured wholesale funding	470.76	541.37	105.84	121.72	195.46	224.78	787.36	905.46
4	Secured wholesale funding	416.71	479.22	468.18	538.41	519.80	597.77	882.05	1,014.35
5	Additional requirements, of which	-	-	-	-	-	-	-	-
(i)	Outflows related to derivative exposures & other collateral requirements	27.74	31.90	80.30	92.35	24.15	27.78	27.80	31.98
(ii)	Outflows related to loss of funding on debt products	-	-	-	-	-	-	-	-
(iii)	Credit and liquidity facilities	-	-	-	-	-	-	-	-
6	Other contractual funding obligations	28.10	32.32	5.78	6.65	-	-	0.92	1.06
7	Other contingent funding obligations	-	-	-	-	-	-	-	-
8	TOTAL CASH OUTFLOWS	943.31	1,084.81	660.10	759.13	739.41	850.33	1,698.13	1,952.85
Cash Inflows									
9	Secured lending	947.90	710.92	709.36	532.02	939.67	704.75	1,164.12	873.09
10	Inflows from fully performing exposures	-	-	-	-	-	-	-	-
11*	Other cash inflows	-	-	-	-	-	-	2,892.38	2,169.28
12	TOTAL CASH INFLOWS	947.90	710.92	709.36	532.02	939.67	704.75	4,056.50	3,042.37
			Total Adjusted Value		Total Adjusted Value		Total Adjusted Value		Total Adjusted Value
13	TOTAL HQLA		296.41		912.65		957.78		986.16
14	TOTAL NET CASH OUTFLOWS		373.89		227.11		212.58		488.21
15	LIQUIDITY COVERAGE RATIO (%)		79%		402%		451%		202%

*Lines of Credit - Credit/liquidity/other contingent facilities

**HQLA consists of Government Securities, Term & Demand Deposits with Banks, Cash & cash Equivalents

O. Comparison of provision required as per Income Recognition, Asset Classification & Provisioning Norms (IRACP) of RBI and Impairment Allowance as per Ind AS 109 'Financial Instruments'

For the year ended 31.03.2025

(₹ in Crores)						
Asset Classification as per RBI Norms	Asset classification as per Ind AS 109	Gross Carrying Amount as per Ind AS	Loss Allowances (Provisions) as required under Ind AS 109	Net Carrying Amount	Provisions required as per IRACP norms	Difference between Ind AS 109 provisions and IRACP norms
1	2	3	4	(5) = (3)-(4)	6	(7) = (4)-(6)
Performing Assets						
Standard	Stage 1	71,685.96	329.66	71,356.30	804.80	243.64
	Stage 2	2,633.30	718.78	1,914.52		
Sub total		74,319.26	1,048.44	73,270.82	804.80	243.64
Non-Performing Assets (NPA)						
Substandard	Stage 3	703.65	128.38	575.27	70.36	58.02
Doubtful - up to 1 year	Stage 3	-	-	-	-	-
1 to 3 years	Stage 3	11.98	7.41	4.57	8.71	(1.30)
More than 3 years	Stage 3	1,150.59	709.76	440.83	868.09	(158.33)
Subtotal for doubtful		1,162.57	717.17	445.40	876.80	(159.63)
Loss	Stage 3	0.03	0.03	-	0.03	-
Subtotal for NPA		1,866.25	845.58	1,020.67	947.19	(101.61)



Notes to Standalone Financial Statements
For the year ended 31st March 2025

Other items such as guarantees, loan commitments, etc. which are in the scope of Ind AS 109 but not covered under current Income Recognition, Asset Classification and Provisioning (IRACP) norms	Stage 1	2,418.47	26.21	2,392.26	-	26.21
	Stage 2	-	-	-	-	-
	Stage 3	-	-	-	-	-
Subtotal		2,418.47	26.21	2,392.26	-	26.21
	Stage 1	74,104.43	355.87	73,748.56	804.80	269.85
	Stage 2	2,633.30	718.78	1,914.52		
	Stage 3	1,866.25	845.58	1,020.67	947.19	(101.61)
	Grand Total	78,603.98	1,920.23	76,683.75	1,751.99	168.24

* Includes Provision for Restructured and General Provision

* excluding provision on incidental charges (Dr. Bal) on NPA accounts of ₹ 12.28 crores

For the year ended 31.03.2024

(₹ in Crores)						
Asset Classification as per RBI Norms	Asset classification as per Ind AS 109	Gross Carrying Amount as per Ind AS	Loss Allowances (Provisions) as required under Ind AS 109	Net Carrying Amount	Provisions required as per IRACP norms	Difference between Ind AS 109 provisions and IRACP norms
1	2	3	4	(5)=(3)-(4)	6	(7) = (4)-(6)
Performing Assets						
Standard	Stage 1	56,062.30	270.98	55,791.32	651.94*	194.35
	Stage 2	2,124.43	575.30	1,549.13		
Sub total		58,186.73	846.28	57,340.45	651.94	194.35
Non-Performing Assets (NPA)						
Substandard	Stage 3	41.94	12.62	29.32	4.19	8.43
Doubtful - up to 1 year	Stage 3	7.11	4.22	2.89	7.11	(2.89)
1 to 3 years	Stage 3	69.72	41.60	28.12	21.19	20.41
More than 3 years	Stage 3	1,292.06	771.18	520.88	908.55	(137.37)
Subtotal for doubtful		1,368.89	817.00	551.89	936.85	(119.85)
Loss	Stage 3	0.03	0.03	-	0.03	-
Subtotal for NPA		1,410.86	829.65	581.21	941.07	(111.43)
Other items such as guarantees, loan commitments, etc. which are in the scope of Ind AS 109 but not covered under current Income Recognition, Asset Classification and Provisioning (IRACP) norms	Stage 1	1,626.61	9.53	1,617.08	-	9.53
	Stage 2	-	-	-	-	-
	Stage 3	-	-	-	-	-
Subtotal		1,626.61	9.53	1,617.08	-	9.53
	Stage 1	57,688.92	280.52	57,408.40	651.94	203.88
	Stage 2	2,124.43	575.30	1,549.13		
	Stage 3	1,410.86	829.65	581.21	941.07	(111.43)
	Grand Total	61,224.20	1,685.46	59,538.74	1,593.01	92.45

* Includes Provision for Restructured and General Provision

* excluding provision on incidental charges (Dr. Bal) on NPA accounts of ₹ 11.80 crores.

P. There are Nil reportable cases of loans transferred/ acquired during the year ended 31 March 2025 (previous year: Nil) required to be reported under Master Direction - Reserve Bank of India ("Transfer of Loan Exposures") Directions, 2021 dated 24 September 2021.

Q. Disclosure on Loans to Directors, Senior Officers, and relatives of Directors

(₹ in Crores)		
Particulars	Year ended 31.03.2025	Year ended 31.03.2024
Directors and their relatives*	-	-
Entities associated with directors and their relatives	-	-
Senior Officers and their relatives	-	-

*Does not include Loans & Advances as per terms of employment of respective directors



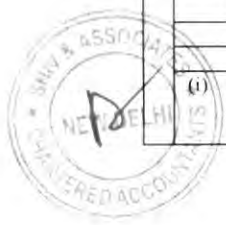
Notes to Standalone Financial Statements
For the year ended 31st March 2025

R. Information / Particulars as set out in Annex VIII of Master Direction – Reserve Bank of India (Non-Banking Financial Company – Scale Based Regulation) Directions, 2023

**Schedule to the Balance Sheet of IREDA
As at 31.03.2025**

(₹ in Crores)

Particulars		As at 31.03.2025	
		Amount outstanding	Amount overdue
Liabilities side			
Loans and advances availed by the non-banking financial company inclusive of interest accrued thereon but not paid:			
1	(a) Debentures: Secured	6,520.93	-
	Unsecured (Other than falling within the meaning of public deposits)	25,520.81	-
(b)	Deferred Credits	-	-
(c)	Term loans	33,424.43	-
(d)	Inter-corporate loans and borrowing	-	-
(e)	Commercial paper	-	-
(f)	Public Deposits	-	-
(g)	Other Loans Overdrafts	222.92	-
Break-up of (1)(f) above (Outstanding public deposits inclusive of interest accrued thereon but not paid):			
2	(a) In the form of Unsecured debentures	-	-
	(b) In the form of partly secured debentures i.e., debentures where there is a shortfall in the value of security	-	-
	(c) Other public deposits	-	-
Assets Side		Amount outstanding	
Break up of Loans and Advances including bills receivables other than those included in (4) below:			
3	(a) Secured	63,291.99	
	(b) Unsecured	12,885.86	
Break-up of Leased Assets and stock on hire and other assets counting towards AFC activities			
4	(i) Lease assets including lease rentals under sundry debtors		
	(a) Financial lease (b) Operating lease	-	-
(ii)	Stock on hire including hire charges under sundry debtors		
	(a) Assets on hire (b) Repossessed Assets	-	-
	(iii) Other loans counting towards AFC activities		
(a)	Loans where assets have been repossessed (b) Loans other than (a) above	-	-
Break up of investments			
Current Investments			
5	1 Quoted		
	(i) Shares		
(a)	Equity Preference	-	-
	(ii) Debentures and Bonds	-	-
(iii)	Units of mutual funds	-	-
(iv)	Government Securities	434.72	
(v)	Others (please specify)	-	
2	Unquoted		
	(i) Shares		
(a)	Equity Preference	-	-
	(ii) Debentures and Bonds	-	-
(iii)	Units of mutual funds	-	-
(iv)	Government Securities	-	-
(v)	Others (please specify)		
	Short Term Deposits (INR)	1.59	
	Commercial Papers (Impairment fully provided)	68.99	
Long Term investments			
1	Quoted		
	(i) Shares		
(a)	Equity Preference	-	-



Notes to Standalone Financial Statements
For the year ended 31st March 2025

(ii)	Debentures and Bonds	-
(iii)	Units of mutual funds	-
(iv)	Government Securities	165.42
(v)	Others (please specify)	-
2 Unquoted		
(i)	Shares	
	(a) Equity	26.00
	(b) Preference	-
(ii)	Debentures and Bonds	-
(iii)	Units of mutual funds	-
(iv)	Government Securities	-
(v)	Others (please specify)	-

Borrower group-wise classification of assets financed as in (3) and (4) above

Category	Amount (Net of Provisions) (₹ in Crores)		
	Secured	Unsecured	Total
1	Related Parties		
6	(a) Subsidiaries	-	-
	(b) Companies in the same group	-	-
	(c) Other related parties	1.25	1.25
2	Other than related parties	62,432.88	12,885.86
Total		62,434.13	12,885.86
75,319.99			

Investor group-wise classification of all investments (current and long term) in shares and securities (both quoted and unquoted):			
Category		Market value/ Break up or fair value or NAV	Book Value (Net of Provisions)
1	Related Parties		
7	(a) Subsidiaries	26.00	26.00
	(b) Companies in the same group	-	-
	(c) Other related parties	-	-
2	Other than related parties	596.55	601.72
Total		622.55	627.72

Other Information			Amount (₹ in Crores)
Particulars			
8	(i)	Gross Non-Performing Assets	
		(a) Related Parties	51.11*
	(b)	Other than related parties	1,815.14
	(ii)	Net Non-Performing Assets	
		(a) Related Parties	27.52*
	(b)	Other than related parties	993.15
(iii)	Assets acquired in satisfaction of debt		-

*Pertains to M/s Broadcast Engineering Consultants India Limited (BECIL) which is a Central Public Sector Enterprise (CPSE) having Loan outstanding of ₹ 51.11 crores on 31 March 2025

**Schedule to the Balance Sheet of IREDA
As at 31.03.2024**

Particulars	As at 31.03.2024			
	Amount outstanding	Amount overdue		
Liabilities side				
Loans and advances availed by the non-banking financial company inclusive of interest accrued thereon but not paid:				
1	(a)	Debentures: Secured	6,521.42	-
		Unsecured	12,247.11	-
		(Other than falling within the meaning of public deposits)		
	(b)	Deferred Credits	-	-
	(c)	Term loans	31,433.14	-
	(d)	Inter-corporate loans and borrowing	-	-
	(e)	Commercial paper	-	-
(f)	Public Deposits	-	-	
(g)	Other Loans Overdrafts	82.62	-	
Break-up of (1)(f) above (Outstanding public deposits inclusive of interest accrued thereon but not paid):				
2	(a)	In the form of Unsecured debentures	-	-
	(b)	In the form of partly secured debentures i.e., debentures where there is a shortfall in the value of security	-	-
	(c)	Other public deposits	-	-




Notes to Standalone Financial Statements
For the year ended 31st March 2025

Assets Side		Amount outstanding
3	Break up of Loans and Advances including bills receivables other than those included in (4) below]:	
	(a) Secured	53,129.24
	(b) Unsecured	6,487.30
4	Break-up of Leased Assets and stock on hire and other assets counting towards AFC activities	
	(i) Lease assets including lease rentals under sundry debtors	
	(a) Financial lease	-
	(b) Operating lease	-
	(ii) Stock on hire including hire charges under sundry debtors	
	(a) Assets on hire	-
	(b) Repossessed Assets	-
	(iii) Other loans counting towards AFC activities	
	(a) Loans where assets have been repossessed	-
	(b) Loans other than (a) above	-
Break up of investments		
Current Investments		
5	1 Quoted	
	(i) Shares	
	(c) Equity	-
	(d) Preference	-
	(ii) Debentures and Bonds	-
	(iii) Units of mutual funds	-
	(iv) Government Securities	-
	(v) Others (please specify)	-
	2 Unquoted	
	(i) Shares	
(c) Equity	-	
(d) Preference	-	
(ii) Debentures and Bonds	-	
(iii) Units of mutual funds	-	
(iv) Government Securities	-	
(v) Others (please specify)	-	
	Short Term Deposits (INR)	0.66
	Commercial Papers (Impairment fully provided)	68.99
Long Term investments		
3	3 Quoted	
	(i) Shares	
	(c) Equity	-
	(d) Preference	-
	(ii) Debentures and Bonds	-
	(iii) Units of mutual funds	-
	(iv) Government Securities	101.30
	(v) Others (please specify)	-
	4 Unquoted	
	(i) Shares	
(c) Equity	-	
(d) Preference	-	
(ii) Debentures and Bonds	-	
(iii) Units of mutual funds	-	
(iv) Government Securities	-	
(v) Others (please specify)	-	

Borrower group-wise classification of assets financed as in (3) and (4) above

Category	Amount (Net of Provisions) (₹ in Crores)			
	Secured	Unsecured	Total	
6	1 Related Parties			
	(a) Subsidiaries	-	-	
	(b) Companies in the same group	-	-	
	(c) Other related parties	0.12	0.12	
2 Other than related parties	52,287.67	6,487.30	58,774.97	
	Total	52,287.79	6,487.30	58,775.09



Notes to Standalone Financial Statements
For the year ended 31st March 2025

Investor group-wise classification of all investments (current and long term) in shares and securities (both quoted and unquoted):			
Category		Market value/ Break up or fair value or NAV	Book Value (Net of Provisions)
7	1	Related Parties	
	(a)	Subsidiaries	
	(b)	Companies in the same group	-
	(c)	Other related parties	-
2	Other than related parties	95.66	101.96
Total		95.66	101.96
Other Information			
Particulars			Amount (₹ in Crores)
8	(i)	Gross Non-Performing Assets	
		(a) Related Parties	-
	(b) Other than related parties	1,410.85	
	(ii)	Net Non-Performing Assets	
(a) Related Parties		-	
(b) Other than related parties	581.21		
(iii)	Assets acquired in satisfaction of debt	-	

Additional Disclosures

- Exposure to various sectors – Refer Note 38(48F) to Financial Statements.
- Related Party Disclosure - Refer Note 38(9) to Financial Statements.
- During the FY 2024-25, there has been no instances of breach of covenants in respect of loans availed or debt securities issued (previous year: Nil)
- Divergence in Asset Classification and Provisioning in FY 2024-25 – Nil (previous year: Nil)
- Disclosure on modified opinion, if any, expressed by auditors, its impact on various financial items and views of management on audit qualifications as on 31 March 2025 - Nil (previous year: Nil)
- Items of income and expenditure of exceptional nature for the year ended 31 March 2025 - Nil (previous year: Nil)
- Disclosure of complaints – Refer Note 38(48J) to Financial Statements.
- Prior Period Items & Changes in Accounting Policy for the year ended 31 March 2025 – Nil
- Break up of 'Provisions and Contingencies' shown under the head Expenditure in Profit and Loss Account

Particulars	(₹ in Crores)	
	Year ended 31.03.2025	Year ended 31.03.2024
Provisions for depreciation on Investment	-	-
Provision for Standard Assets*	202.16	(160.86)
Provision towards NPA**	15.95	84.31
Provision made towards Income Tax	476.22	413.03
Provision made towards Deferred Tax	(65.85)	19.98
Other Provisions and Contingencies		
Provision for Expected credit loss on Non Fund Based Exposure and others	17.15	9.33
Provision for Tax and Other on Guarantee Commission	6.26	8.94

* Represents impairment on Stage 1 and Stage 2 Loan assets based on ECL Model in line with Ind AS 109
** Represents impairment on Stage 3 Loan assets based on ECL Model in line with Ind AS 109

49. Disclosure as required by Regulation 34(3) and 53(f) of SEBI (Listing Obligations and Disclosure Requirements) Regulations, 2015

Associates	Year ended 31.03.2025		Year ended 31.03.2024	
	Amount as at 31.03.2025	Maximum amount outstanding during the year ended 31.03.2025	Amount as at 31.03.2024	Maximum amount outstanding during the year ended 31.03.2024
I Loans and advances in the nature of loans				
a) To Associates		NIL		NIL
b) To Companies in which Directors are interested				



Notes to Standalone Financial Statements
For the year ended 31st March 2025

50. Disclosure in compliance with Regulation 52(4) of the SEBI (Listing Obligations and Disclosure Requirements) Regulations, 2015 are as under:

Sl.	Particulars	Unit	As at / for the year ended 31.03.2025	As at / for the year ended 31.03.2024
1	Debt Equity Ratio ¹	times	6.31	5.80
2	Outstanding Redeemable preference shares	₹ in Crores	-	-
3	Debtenture Redemption Reserve	₹ in Crores	439.01	397.75
4	Net Worth ²	₹ in Crores	10,266.16	8,559.43
5	Net Profit After Tax	₹ in Crores	1,698.60	1,252.23
6	Earnings Per Share	₹ per share	6.32	5.16
7	Total debts to total assets ³	times	0.81	0.79
8	Operating Margin Percent ⁴	%	31.02 %	33.92%
9	Net Profit Margin Percent ⁵	%	25.15 %	25.22%
10	Sector specific equivalent ratios			
	-CRAR ⁶	%	17.77 %	[15.51%] ^{6c}
	-Gross Non-Performing Assets Ratio ⁷	%	2.45 %	2.36%
	-Net Non-Performing Assets Ratio ⁸	%	1.35 %	0.99%

Notes:

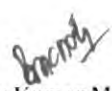
- Debt / Equity Ratio = Total Debt / Net Worth
- Net Worth is calculated as defined in section 2(57) of Companies Act, 2013
- Total debts to total assets = Total Debt / Total Assets
- Operating Margin = Net Operating Profit Before Tax / Total Revenue from Operations
- Net Profit Margin = Net Profit after Tax / Total Income
- CRAR = Total Capital Fund (Tier I Capital + Tier II Capital) / Risk weighted assets, calculated as per applicable RBI guidelines. As of 31 March 2024, the reported CRAR of the Company was 20.11%, comprising Tier I Capital of 18.08% and Tier II Capital of 2.03%. This calculation was based on a 50% risk weight assigned to commissioned renewable energy infrastructure project assets financed by the Company that had reached their commercial operations date (COD) and had been operational for over a year. However, effective 31 March 2025, the company has applied a 100% risk weight to these assets. Accordingly, CRAR of corresponding period as at 31 March 2024 has been restated.
- Gross Non-Performing Assets Ratio = Gross Non-Performing Assets / Gross Loan Assets
- Net Non-Performing Assets Ratio = Net Non-Performing Assets / Net Loan Assets

51. The figures are rounded off to the nearest Rupees (₹) in Crores (except number of shares and EPS). Previous year figures have been re-arranged/re-grouped wherever considered necessary to make them comparable with the current year figures. Year ended 31 March 2025 and 31 March 2024, refers to year-to-date (YTD) figures for FY25 and FY24 respectively. Figures in 0.00 represent value less than ₹ 50,000/-.


As per our report of even date

For and behalf of Board of Directors


For Shiv & Associates
Chartered Accountants
ICAI Regn. No. 009989N


Dr. Bijay Kumar Mohanty
Director (Finance)
DIN No. 08816532


Pradip Kumar Das
Chairman & Managing
Director
DIN No. 07448576


CA. Shiv Prakash Chaturvedi
Partner
Membership No. 085084




Ekta Madan
Company Secretary
& Compliance Officer
Membership No. 23391

Place: New Delhi
Date: 15th April 2025