



Ref No. IRC/29/2026-27

29.04.2026

The General Manager, Department of Corporate Services, BSE Limited, Floor 1, P.J. Towers, Dalal Street, Mumbai 400 001 BSE SCRIP CODE: 532388	The Vice President, National Stock Exchange Ltd., Exchange Plaza, C-1 Block G, Bandra-Kurla Complex, Bandra (E), Mumbai – 400 051 NSE SCRIP CODE: IOB
--	--

Madam / Sir,

Outcome of Board Meeting- Approval of Audited Financial Results (Standalone & Consolidated) of the Bank for the Quarter and Financial Year ended on March 31, 2026

Ref: Our letter ref no. IRC/23/2026-27 dated 23.04.2026

In terms of Regulation 30, 33 and 52 and other applicable regulations of the SEBI (LODR) Regulations, 2015, we hereby inform that the Board of Directors of the Bank in its meeting held on **April 29, 2026 (Wednesday)**, at Chennai inter alia, approved the Audited Financial Results (Standalone & Consolidated) of the Bank for the Quarter and Financial Year ended March 31, 2026.

In this regard, we enclose the following:

1. Audited Financial Results (Standalone & Consolidated) of the Bank for the Quarter and Financial Year ended March 31, 2026, along with Segment Results, Cash Flow Statement, Statement of Assets and Liabilities and Independent Audit Report of the Statutory Central Auditors of the Bank.
2. Declaration Regarding Audit Report with Unmodified opinion.
3. Security Cover Certificate as on 31.03.2026 for unsecured listed debt securities of the Bank. (Reg. 54 of SEBI LODR Regulations, 2015)
4. NIL Statement of Deviation/Variation in utilization of the funds raised for the Quarter ended 31.03.2026. (Reg. 32 (1) and Reg. 52(7)/(7A) of SEBI LODR Regulations, 2015)

इण्डियन ओवरसीज़ बैंक,
निवेशक संबंध कक्ष, केन्द्रीय कार्यालय,
763 अण्णा सालै, चेन्नै 600 002



The Financial Results will be made available on the Bank's Website under the following link: https://www.iob.bank.in/Financial_perf.

The Meeting of the Board of Directors commenced at 11.00 a.m. and concluded at 12.35 p.m.

Yours faithfully,

Raghuram Mallela
Deputy General Manager/
Company Secretary & Compliance Officer

Cc: IDBI & SBI Caps Debenture Trustees



इण्डियन ओवरसीज़ बैंक,
निवेशक संबंध कक्ष, केंद्रीय कार्यालय,
763 अण्णा सालै, चेन्नै 600 002

044 – 7172 9791, 2888 9360 | investor@iob.bank.in

 www.iob.in

follow us on
    
@IOBIndia

 **1800 425 4445**
1800 890 4445



इण्डियन ओवरसीज़ बैंक **INDIAN OVERSEAS BANK**

CENTRAL OFFICE, 763, ANNA SALAI, CHENNAI 600 002

Audited Standalone Financial Results for the Quarter and Year ended 31.03.2026

(₹ in Lakhs)

STANDALONE						
S.No	Particulars	Quarter Ended			Year Ended	
		31.03.2026 (Audited)	31.12.2025 (Unaudited)	31.03.2025 (Audited)	31.03.2026 (Audited)	31.03.2025 (Audited)
1	Interest Earned (a) + (b) + (c) + (d)	8,48,896	8,17,239	7,63,359	31,89,568	28,13,101
	(a) Interest/discount on advances/bills	6,44,231	6,12,794	5,25,781	23,93,534	20,18,213
	(b) Income on Investments	1,91,203	1,90,571	1,81,603	7,51,835	7,03,788
	(c) Interest on Balances with Reserve Bank of India and other Inter Bank Funds	13,462	5,619	4,238	29,533	17,588
	(d) Others	0	8,255	51,737	14,666	73,512
2	Other Income	1,29,091	1,49,919	1,58,110	5,63,647	5,54,507
3	TOTAL INCOME (1+ 2)	9,77,987	9,67,158	9,21,469	37,53,215	33,67,608
4	Interest Expended	5,01,925	4,87,385	4,51,064	19,32,204	17,24,080
5	Operating Expenses (i) + (ii)	2,09,557	2,19,463	2,08,613	8,18,398	7,74,727
	(i) Employees Cost	1,00,589	1,34,440	1,13,199	4,68,877	4,66,640
	(ii) Other Operating expenses	1,08,968	85,023	95,414	3,49,521	3,08,087
6	TOTAL EXPENDITURE (4+5) (excluding Provisions & Contingencies)	7,11,482	7,06,848	6,59,677	27,50,602	24,98,807
7	OPERATING PROFIT before Provisions & Contingencies (3-6)	2,66,505	2,60,310	2,61,792	10,02,613	8,68,801
8	Provisions (other than tax) and Contingencies of which Provisions for Non-Performing Assets	1,00,596	1,23,565	1,06,346	3,75,810	4,17,629
9	Exceptional Items	0	0	0	0	0
10	Profit (+)/Loss(-) from Ordinary Activities before tax (7-8-9)	1,65,909	1,36,745	1,55,446	6,26,803	4,51,172
11	Tax Expenses	15,364	233	50,339	1,06,000	1,17,701
12	Net Profit (+) / Loss(-) from Ordinary Activities after Tax (10-11)	1,50,545	1,36,512	1,05,107	5,20,803	3,33,471
13	Extraordinary items (Net of Tax Expenses)	0	0	0	0	0
14	Net Profit (+) / Loss (-) for the period (12-13)	1,50,545	1,36,512	1,05,107	5,20,803	3,33,471
15	Paid up Equity Share Capital (Face Value of each share - ₹10/-)	19,25,659	19,25,659	19,25,659	19,25,659	19,25,659
16	Reserves excluding Revaluation Reserves (as per balance sheet of previous accounting year)	14,82,485	9,48,999	9,48,999	14,82,485	9,48,999
17	Analytical Ratios					
	(i) Percentage of shares held by Govt. of India	92.44	92.44	94.61	92.44	94.61
	(ii) Capital Adequacy Ratio (%) (Basel III)	19.78	16.30	19.04	19.78	19.04
	(a) CET 1 Ratio	16.94	13.99	16.44	16.94	16.44
	(b) Additional Tier 1 Ratio	0	0	0	0	0
	(iii) Earning Per Share (EPS)					
	a) Basic and Diluted EPS before Extraordinary items (Net of Tax Expenses) for the period, for the year to date and for the previous year (not annualized) (₹)	0.78	0.71	0.56	2.70	1.76
	b) Basic and Diluted EPS after Extraordinary items for the period, for the year to date and for the previous year (not annualized) (₹)	0.78	0.71	0.56	2.70	1.76
	(iv) NPA Ratios					
	a) Gross NPA	4,40,966	4,52,989	5,34,772	4,40,966	5,34,772
	b) Net NPA	63,777	70,792	91,186	63,777	91,186
	c) % of Gross NPA	1.42	1.54	2.14	1.42	2.14
	d) % of Net NPA	0.21	0.24	0.37	0.21	0.37
	(v) Return on Assets (Annualised) (%)	1.32	1.28	1.12	1.23	0.92
	(vi) Net Worth	28,11,384	26,77,130	22,89,829	28,11,384	22,89,829
	(vii) Outstanding Redeemable Preference Share	Not Applicable				
	(viii) Capital Redemption Reserve / Debenture Redemption Reserve	Not Applicable				
	(ix) Debt Equity Ratio	1.88	1.76	1.84	1.81	1.66
	(x) Total Debts to Total Assets	0.88	0.88	0.88	0.88	0.88
	(xi) Operating Margin (%) (Operating Profit/Total Income)	27.25	26.91	28.41	26.71	25.80
	(xii) Net Profit Margin (%) (Net Profit after Tax/Total Income)	15.39	14.11	11.41	13.88	9.90

MADHAW CHANDRA JHA
CHIEF FINANCIAL OFFICER

(Through VC)
DHANARAJ T
EXECUTIVE DIRECTOR

JOYDEEP DUTTA ROY
EXECUTIVE DIRECTOR

Place: Chennai
Date : 29.04.2026

AJAY KUMAR SRIVASTAVA
MANAGING DIRECTOR & CEO

SRINIVASAN SRIDHAR
NON-EXECUTIVE CHAIRMAN





इण्डियन ओवरसीज़ बैंक **INDIAN OVERSEAS BANK**

CENTRAL OFFICE, 763, ANNA SALAI, CHENNAI 600 002

Audited Consolidated Financial Results for the Quarter and Year ended 31.03.2026

(₹ in Lakhs)

CONSOLIDATED						
S.No	Particulars	Quarter Ended			Year Ended	
		31.03.2026 (Audited)	31.12.2025 (Unaudited)	31.03.2025 (Audited)	31.03.2026 (Audited)	31.03.2025 (Audited)
1	Interest Earned (a) + (b) + (c) + (d)	8,48,896	8,17,239	7,63,481	31,89,568	28,14,364
	(a) Interest/discount on advances/bills	6,44,231	6,12,794	5,25,781	23,93,534	20,18,279
	(b) Income on Investments	1,91,203	1,90,571	1,81,638	7,51,835	7,04,241
	(c) Interest on Balances with Reserve Bank of India and other Inter Bank Funds	13,462	5,619	4,325	29,533	18,331
	(d) Others	0	8,255	51,737	14,666	73,513
2	Other Income	1,29,091	1,49,919	1,58,107	5,63,647	5,54,598
3	TOTAL INCOME (1+2)	9,77,987	9,67,158	9,21,588	37,53,215	33,68,962
4	Interest Expended	5,01,925	4,87,385	4,51,042	19,32,204	17,24,448
5	Operating Expenses (i) + (ii)	2,09,557	2,19,463	2,08,762	8,18,398	7,75,626
	(i) Employees Cost	1,00,589	1,34,440	1,13,209	4,68,877	4,66,917
	(ii) Other Operating expenses	1,08,968	85,023	95,553	3,49,521	3,08,709
6	TOTAL EXPENDITURE (4+5) (excluding Provisions & Contingencies)	7,11,482	7,06,848	6,59,804	27,50,602	25,00,074
7	OPERATING PROFIT before Provisions & Contingencies (3-6)	2,66,505	2,60,310	2,61,784	10,02,613	8,68,888
8	Provisions (other than tax) and Contingencies	1,00,596	1,23,565	1,06,422	3,75,810	4,17,705
	of which Provisions for Non-Performing Assets	22,529	30,774	20,055	83,300	83,478
9	Exceptional Items	0	0	0	0	0
10	Profit (+)/Loss(-) from Ordinary Activities before tax (7-8-9)	1,65,909	1,36,745	1,55,362	6,26,803	4,51,183
11	Tax expenses	15,364	233	50,340	1,06,000	1,17,701
12	Net Profit (+) / Loss(-) from Ordinary Activities after tax (10-11)	1,50,545	1,36,512	1,05,022	5,20,803	3,33,482
13	Share in Profit From Associates	5,070	6,204	4,172	21,043	6,069
14	Extraordinary items (Net of Tax Expenses)	0	0	0	0	0
15	Net Profit (+) / Loss (-) for the period (12+13-14)	1,55,615	1,42,716	1,09,194	5,41,846	3,39,551
16	Paid up Equity Share Capital (Face Value of each share - ₹10/-)	19,25,659	19,25,659	19,25,659	19,25,659	19,25,659
17	Reserves excluding Revaluation Reserves (as per balance sheet of previous accounting year)	14,30,019	9,15,860	9,15,860	14,30,019	9,15,860
18	Analytical Ratios					
	(i) Percentage of shares held by Govt. of India	92.44	92.44	94.61	92.44	94.61
	(ii) Capital Adequacy Ratio (%) (Basel III)					
	(a) CET 1 Ratio					
	(b) Additional Tier 1 Ratio					
	(iii) Earning Per Share (EPS)					
	a) Basic and Diluted EPS before Extraordinary items (Net of tax expense) for the period, for the year to date and for the previous year (not annualized) (₹)	0.81	0.71	0.58	2.81	1.79
	b) Basic and Diluted EPS after Extraordinary items for the period, for the year to date and for the previous year (not annualized) (₹)	0.81	0.71	0.58	2.81	1.79
	(iv) NPA Ratios					
	a) Gross NPA					
	b) Net NPA					
	c) % of Gross NPA					
	d) % of Net NPA					
	(v) Return on Assets (Annualised) (%)					
	(vi) Net Worth					
	(vii) Outstanding Redeemable Preference Share					
	(viii) Capital Redemption Reserve / Debenture Redemption Reserve					
	(ix) Debt Equity Ratio					
	(x) Total Debts to Total Assets					
	(xi) Operating Margin (%) (Operating Profit/Total Income)	27.25	26.91	28.41	26.71	25.79
	(xii) Net Profit Margin (%) (Net Profit after Tax/Total Income)	15.91	14.76	11.85	14.44	10.08

MADHAW CHANDRA JHA
CHIEF FINANCIAL OFFICER

(through vc)
DHANARAJ T
EXECUTIVE DIRECTOR

JOYDEEP DUTTA ROY
EXECUTIVE DIRECTOR

AJAY KUMAR SRIVASTAVA
MANAGING DIRECTOR & CEO

SRINIVASAN SRIDHAR
NON-EXECUTIVE CHAIRMAN

Place: Chennai
Date : 29.04.2026





इण्डियन ओवरसीज़ बैंक INDIAN OVERSEAS BANK
CENTRAL OFFICE, 763, ANNA SALAI, CHENNAI 600 002
Standalone Cashflow Statement for the Year ended 31.03.2026

(₹ in Lakhs)

Particulars	Year Ended	
	31.03.2026	31.03.2025
CASH FLOW FROM OPERATING ACTIVITIES		
Net Profit / (Loss)	52 08 03	33 34 71
Provision for taxes	10 59 99	11 77 01
Net Profit / (Loss) before Income Tax	62 68 03	45 11 72
Adjustments for :		
Amortisation of HTM Investments	1 02 72	82 07
(Profit)/Loss on Revaluation of Investments (NET)	(5 26)	0
Depreciation on Fixed Assets	5 21 18	3 94 46
(Profit) / Loss on Sale of Assets (NET)	(2 02)	(1 80)
Provision for NPAs	8 33 24	8 24 59
Provision for Standard Assets	27 26 49	35 85 28
Depreciation on Investments (net of Provision for NPI)	(8 53)	(24 54)
Depreciation Provision due to Fluctuation	1 97	(69 44)
Provision for Other Items	2 07 56	(1 97 20)
	43 77 34	45 93 42
Adjustments for :		
Increase / (Decrease) in Deposits	5 69 30 82	2 60 33 45
Increase / (Decrease) in Borrowings	93 74 91	1 18 40 50
Increase / (Decrease) in Other Liabilities & Provisions	28 42 01	(24 66 85)
(Increase) / Decrease in Investments	(88 53 62)	(114 70 41)
(Increase) / Decrease in Advances	(618 99 89)	(330 60 95)
(Increase) / Decrease in Other Assets	(29 94 13)	8 31 65
	(45 99 90)	(82 92 62)
Direct Taxes (Net)	(5 43 97)	19 58 09
NET CASH FLOW GENERATED FROM / (USED IN) OPERATING ACTIVITIES (A)	55 01 50	27 70 60
CASH FLOW FROM INVESTING ACTIVITIES		
Sale / disposal of Fixed Assets	6 97	49 79
Purchase of Fixed Assets	(6 45 89)	(6 14 96)
NET CASH GENERATED FROM / (USED IN) INVESTING ACTIVITIES (B)	(6 38 92)	(5 65 17)
CASH FLOW FROM FINANCING ACTIVITIES		
Redemption of Tier I & Tier II Bonds / Other Borrowings/Increase in Capital	0	14 32 78
Issue of Capital Instruments (Issue of Basel III, Tier 1, Tier II Bonds)		
Changes in Reserve/Revaluation Reverse	(8 62 60)	(9 87 51)
Interest Paid on Capital Instruments (IOB Bonds, Tier II Bonds)	1 52 33	(1 34 85)
NET CASH GENERATED FROM / (USED IN) FROM FINANCING ACTIVITIES (C)	(7 10 27)	3 10 41
NET INCREASE IN CASH AND CASH EQUIVALENTS (A) +(B) + (C)	41 52 31	25 15 85
CASH AND CASH EQUIVALENTS AT THE BEGINNING OF THE YEAR		
Cash & Balances with RBI	1 81 15 55	1 69 04 56
Balances with Banks & Money at Call	29 54 72	16 49 86
CASH AND CASH EQUIVALENTS AT THE END OF THE YEAR		
Cash & Balances with RBI	1 66 05 93	1 81 15 55
Balances with Banks & Money at Call	86 16 65	29 54 72
NET INCREASE / DECREASE IN CASH AND CASH EQUIVALENTS	41 52 31	25 15 85

Notes:

- This statement has been prepared in accordance with Indirect Method.
- The Previous year figures have been regrouped where ever necessary to conform with the current year presentation as per regulatory requirements.

MADHAWA CHANDRA JHA
CHIEF FINANCIAL OFFICER

(through VC)
DIPANKAR
EXECUTIVE DIRECTOR

JOYDEEP DATTA ROY
EXECUTIVE DIRECTOR

Place: Chennai
Date : 29.04.2026

AJAY KUMAR SRIVASTAVA
MANAGING DIRECTOR & CEO

SRINIVASAN SRIDHAR
NON-EXECUTIVE CHAIRMAN



FOR IDENTIFICATION ONLY






इण्डियन ओवरसीज़ बैंक **INDIAN OVERSEAS BANK**
CENTRAL OFFICE, 763, ANNA SALAI, CHENNAI 600 002
Consolidated Cashflow Statement for the Year ended 31.03.2026

(₹ in Lakhs)


Particulars	Year Ended	
	31.03.2026	31.03.2025
CASH FLOW FROM OPERATING ACTIVITIES		
Net Profit / (Loss)	54 18 47	33 95 50
Provision for taxes	10 59 99	11 77 01
Net Profit / (Loss) before Income Tax	64 78 46	45 72 51
Adjustments for :		
Amortisation of HTM Investments	1 02 72	82 20
(Profit)/Loss on Revaluation of Investments (NET)	(5 26)	0
Depreciation on Fixed Assets	5 21 18	3 94 46
(Profit) / Loss on Sale of Assets (NET)	(2 02)	(1 80)
Provision for NPAs	8 33 24	8 25 34
Provision for Standard Assets	27 26 49	35 85 28
Depreciation on Investments (net of Provision for NPI)	(8 53)	(24 54)
Depreciation Provision due to Fluctuation	1 97	(69 19)
Provision for Other Items	2 07 56	(1 97 20)
	43 77 34	45 94 55
Adjustments for :		
Increase / (Decrease) in Deposits	5 69 30 82	2 58 17 34
Increase / (Decrease) in Borrowings	83 74 91	1 18 40 49
Increase / (Decrease) in Other Liabilities & Provisions	28 41 41	(24 66 71)
(Increase) / Decrease in Investments	(87 85 82)	(114 51 71)
(Increase) / Decrease in Advances	(6 18 99 89)	(330 50 25)
(Increase) / Decrease in Other Assets	(29 94 02)	8 32 78
	(55 32 59)	(84 78 05)
Direct Taxes (Net)	(5 43 56)	19 58 06
NET CASH FLOW GENERATED FROM / (USED IN) OPERATING ACTIVITIES (A)	47 79 66	26 47 08
CASH FLOW FROM INVESTING ACTIVITIES		
Sale / disposal of Fixed Assets	6 97	24 36
Purchase of Fixed Assets	(6 45 89)	(6 03 27)
NET CASH GENERATED FROM / (USED IN) INVESTING ACTIVITIES (B)	(6 38 92)	(5 78 92)
CASH FLOW FROM FINANCING ACTIVITIES		
Redemption of Tier I & Tier II Bonds / Other Borrowings/Increase in Capital	0	14 32 78
Issue of Capital Instruments (Issue of Basel III, Tier I, Tier II Bonds)	10 00 00	0
Changes in Reserve/Revaluation Reverse	(12 90 12)	(9 61 36)
Interest Paid on Capital Instruments (IOB Bonds, Tier II Bonds)	1 52 33	(1 34 85)
NET CASH GENERATED FROM / (USED IN) FROM FINANCING ACTIVITIES (C)	(1 37 80)	3 36 57
NET INCREASE IN CASH AND CASH EQUIVALENTS (A) +(B) + (C)	40 02 94	24 04 73
CASH AND CASH EQUIVALENTS AT THE BEGINNING OF THE YEAR		
Cash & Balances with RBI	1 81 15 87	1 69 05 54
Balances with Banks & Money at Call	31 03 76	19 09 36
CASH AND CASH EQUIVALENTS AT THE END OF THE YEAR		
Cash & Balances with RBI	1 66 05 93	1 81 15 87
Balances with Banks & Money at Call	86 16 65	31 03 76
NET INCREASE / DECREASE IN CASH AND CASH EQUIVALENTS	40 02 94	24 04 73

Notes:

1. This statement has been prepared in accordance with Indirect Method.
2. The Previous year figures have been regrouped where ever necessary to conform with the current year presentation as per regulatory requirements.



MADHAW CHANDRA JHA
CHIEF FINANCIAL OFFICER

(through vc)
DHANARAJ T
EXECUTIVE DIRECTOR


JOYDEEP DUTTA ROY
EXECUTIVE DIRECTOR

Place: Chennai
Date : 29.04.2026


AJAY KUMAR SRIVASTAVA
MANAGING DIRECTOR & CEO


SRINIVASAN SRIDHAR
NON-EXECUTIVE CHAIRMAN



FOR IDENTIFICATION ONLY





इण्डियन ओवरसीज़ बैंक **INDIAN OVERSEAS BANK**

CENTRAL OFFICE, 763, ANNA SALAI, CHENNAI 600 002

Audited Standalone Segment Results for the Quarter and Year ended 31.03.2026

(₹ in Lakhs)

Particulars	Quarter Ended			Year Ended	
	31.03.2026 (Audited)	31.12.2025 (Unaudited)	31.03.2025 (Audited)	31.03.2026 (Audited)	31.03.2025 (Audited)
1) Segment Revenue					
a) Treasury Operations	2 08 726	2 30 850	2 24 699	8 88 570	7 91 788
b) Corporate / Wholesale Banking	2 99 694	2 80 716	2 45 467	11 03 661	10 06 682
c) Retail Banking	4 55 008	4 26 589	3 88 945	16 84 724	14 31 387
*1.) Digital Banking	22	14	10	49	22
2.) Other Retail Banking	4 54 986	4 26 574	3 88 935	16 84 675	14 31 365
d) Other Banking Operations	14 509	20 691	10 537	61 395	64 060
e) Unallocated	51	8 312	51 822	14 866	73 692
Total	9 77 988	9 67 158	9 21 470	37 53 216	33 67 609
Less: Inter segment Revenue	0	0	0	0	0
Income from Operations	9 77 988	9 67 158	9 21 470	37 53 216	33 67 609
2) Segment Results after Provisions & Before Tax					
a) Treasury Operations	36 331	48 781	39 805	1 74 120	76 350
b) Corporate / Wholesale Banking	1 00 768	1 76 015	39 864	3 94 877	1 75 159
c) Retail Banking	1 23 386	14 539	1 27 951	3 89 467	5 09 914
*1.) Digital Banking	(40)	(34)	(67)	(115)	(164)
2.) Other Retail Banking	1 23 426	14 573	1 28 018	3 89 582	5 10 078
d) Other Banking Operations	6 108	12 861	2 366	30 508	33 755
e) Unallocated	(89)	8 114	51 806	13 641	73 623
Operating Profit	2 66 504	2 60 310	2 61 792	10 02 613	8 68 801
Less: Provisions and Contingencies other than Taxes	1 00 596	1 23 565	1 06 346	3 75 811	4 17 629
Profit before Tax	1 65 908	1 36 745	1 55 446	6 26 803	4 51 172
Less: Provisions for Taxation	15 364	233	50 340	1 06 000	1 17 701
Profit after Tax	1 50 544	1 36 512	1 05 106	5 20 803	3 33 471
3) Segment Assets					
a) Treasury Operations	1 30 26 470	1 25 53 001	1 20 03 133	1 30 26 470	1 20 03 133
b) Corporate / Wholesale Banking	1 22 11 797	1 23 12 143	1 12 91 776	1 22 11 797	1 12 91 776
c) Retail Banking	2 16 22 168	1 94 81 784	1 55 80 921	2 16 22 168	1 55 80 921
*1.) Digital Banking	88	57	105	88	105
2.) Other Retail Banking	2 16 22 080	1 94 81 727	1 55 80 816	2 16 22 080	1 55 80 816
d) Other Banking Operations	13 161	12 407	7 423	13 161	7 423
e) Unallocated	4 58 390	4 52 363	6 18 241	4 58 390	6 18 241
Total	4 73 31 986	4 48 11 698	3 95 01 494	4 73 31 986	3 95 01 494
4) Segment Liabilities					
a) Treasury Operations	1 10 73 380	1 06 33 007	1 06 52 426	1 10 73 380	1 06 52 426
b) Corporate / Wholesale Banking	1 17 00 736	1 18 03 771	1 07 12 851	1 17 00 736	1 07 12 851
c) Retail Banking	2 07 58 558	1 87 19 815	1 48 22 048	2 07 58 558	1 48 22 048
*1.) Digital Banking	88	57	105	88	105
2.) Other Retail Banking	2 07 58 470	1 87 19 758	1 48 21 943	2 07 58 470	1 48 21 943
d) Other Banking Operations	39 289	24 330	53 034	39 289	53 034
e) Unallocated	8 488	5 387	7 043	8 488	7 043
Total	4 35 80 451	4 11 86 310	3 62 47 402	4 35 80 451	3 62 47 402
5) Capital Employed : Segment Assets-Segment Liabilities					
a) Treasury Operations	19 53 089	19 19 994	13 50 707	19 53 089	13 50 707
b) Corporate / Wholesale Banking	5 11 061	5 08 371	5 78 925	5 11 061	5 78 925
c) Retail Banking	8 63 610	7 61 970	7 58 873	8 63 610	7 58 873
*1.) Digital Banking	0	0	0	0	0
2.) Other Retail Banking	8 63 610	7 61 970	7 58 873	8 63 610	7 58 873
d) Other Banking Operations	(26 128)	(11 923)	(45 611)	(26 128)	(45 611)
e) Unallocated	4 49 902	4 46 976	6 11 198	4 49 902	6 11 198
Total	37 51 534	36 25 388	32 54 092	37 51 534	32 54 092
GEOGRAPHICAL SEGMENTS					
1) Revenue					
a) Domestic	9 48 154	9 35 627	8 94 243	36 30 205	32 57 813
b) International	29 833	31 531	27 225	1 23 010	1 09 794
Total	9 77 987	9 67 158	9 21 468	37 53 215	33 67 607
2) Assets					
a) Domestic	450 80 508	4 26 79 483	375 13 904	450 80 508	375 13 904
b) International	22 51 478	21 32 215	19 87 590	22 51 478	19 87 590
Total	473 31 986	448 11 698	395 01 494	473 31 986	395 01 494

Notes on Segment Reporting:

- The Bank operates in four segments viz., Treasury, Corporate / Wholesale, Retail and Other Banking Operations. These segments have been identified in line with AS - 17 on segment reporting issued by the Institute of Chartered Accountants of India (ICAI) and RBI guidelines.
- In compliance with RBI Circular RBI/DOR/2025-26/167 DOR.ACC.REC.No.86/21.04.018/2025-26 dated November 28, 2025, on Presentation & Disclosure, for reporting of Digital Banking Segment as a sub-segment of Retail Banking Segment under Accounting Standard - 17 "Segment Reporting", bank has reported Digital Banking Segment as a sub-segment of Retail Banking Segment.
- Segment wise income and expenditure which are not directly allocable have been allocated to the reportable segments based on assumptions as considered appropriate by the management.
- Segment Assets and Liabilities have been apportioned on the basis of respective Segment Assets as allocated, wherever direct allocation is not possible.
- Figures of the previous years/Current year/quarters have been regrouped / reclassified / rearranged wherever considered necessary to correspond with the current year /quarters classification / presentation.

MADHAW CHANDRA JHA
CHIEF FINANCIAL OFFICER

(Through VC)
DHANARAJ T
EXECUTIVE DIRECTOR

JOYDEEP DUTTA ROY
EXECUTIVE DIRECTOR

Place: Chennai
Date : 29.04.2026

AJAY KUMAR SRIVASTAVA
MANAGING DIRECTOR & CEO

SRINIVASAN SRIDHAR
NON-EXECUTIVE CHAIRMAN



FOR IDENTIFICATION ONLY





इण्डियन ओवरसीज़ बैंक **INDIAN OVERSEAS BANK**

CENTRAL OFFICE, 763, ANNA SALAI, CHENNAI 600 002

Audited Consolidated Segment Results for the Quarter and Year ended 31.03.2026

(₹ in Lakhs)

Particulars	Quarter Ended			Year Ended	
	31.03.2026 (Audited)	31.12.2025 (Unaudited)	31.03.2025 (Audited)	31.03.2026 (Audited)	31.03.2025 (Audited)
1) Segment Revenue					
a) Treasury Operations	2 13 796	2 37 054	2 28 957	9 09 613	7 99 143
b) Corporate / Wholesale Banking	2 99 694	2 80 716	2 45 499	11 03 661	10 06 748
c) Retail Banking	4 55 008	4 26 589	3 88 945	16 84 724	14 31 387
*1.) Digital Banking	22	14	10	49	22
2.) Other Retail Banking	4 54 986	4 26 574	3 88 935	16 84 675	14 31 365
d) Other Banking Operations	14 509	20 691	10 537	61 395	64 060
e) Unallocated	51	8 312	51 822	14 866	73 693
Total	9 83 058	9 73 362	9 25 760	37 74 259	33 75 031
Less: Inter segment Revenue	0	0	0	0	0
Income from Operations	9 83 058	9 73 362	9 25 760	37 74 259	33 75 031
2) Segment Results after Provisions & Before Tax					
a) Treasury Operations	41 401	54 985	43 954	1 95 163	82 477
b) Corporate / Wholesale Banking	1 00 768	1 76 015	39 879	3 94 877	1 75 189
c) Retail Banking	1 23 386	14 539	1 27 951	3 89 467	5 09 914
*1.) Digital Banking	(40)	(34)	(67)	(115)	(164)
2.) Other Retail Banking	1 23 426	14 573	1 28 018	3 89 582	5 10 078
d) Other Banking Operations	6 108	12 861	2 366	30 508	33 755
e) Unallocated	(89)	8 114	51 806	13 641	73 622
Operating Profit	2 71 574	2 66 514	2 65 956	10 23 656	8 74 957
Less: Provisions and Contingencies other than Taxes	1 00 596	1 23 565	1 06 422	3 75 811	4 17 705
Profit before Tax	1 70 978	1 42 949	1 59 534	6 47 846	4 57 252
Less: Provisions for Taxation	15 364	233	50 340	1 05 999	1 17 701
Profit after Tax	1 55 614	1 42 716	1 09 194	5 41 847	3 39 551
3) Segment Assets					
a) Treasury Operations	129 74 004	124 95 465	119 71 260	129 74 004	119 71 260
b) Corporate / Wholesale Banking	122 11 797	123 12 143	112 92 951	122 11 797	112 92 951
c) Retail Banking	216 22 168	194 81 784	155 80 921	216 22 168	155 80 921
*1.) Digital Banking	88	57	105	88	105
2.) Other Retail Banking	216 22 080	194 81 727	155 80 816	216 22 080	155 80 816
d) Other Banking Operations	13 161	12 407	7 423	13 161	7 423
e) Unallocated	4 58 390	4 52 363	6 18 241	4 58 390	6 18 241
Total	472 79 520	447 54 162	394 70 796	472 79 520	394 70 796
4) Segment Liabilities					
a) Treasury Operations	110 73 380	106 33 008	106 52 486	110 73 380	106 52 486
b) Corporate / Wholesale Banking	117 00 736	118 03 771	107 12 851	117 00 736	107 12 851
c) Retail Banking	207 58 558	187 19 815	148 22 048	207 58 558	148 22 048
*1.) Digital Banking	88	57	105	88	105
2.) Other Retail Banking	207 58 470	187 19 758	148 21 943	207 58 470	148 21 943
d) Other Banking Operations	39 289	24 330	53 034	39 289	53 034
e) Unallocated	8 488	5 387	7 043	8 488	7 043
Total	435 80 451	411 86 311	362 47 462	435 80 453	362 47 462
5) Capital Employed : Segment Assets-Segment Liabilities					
a) Treasury Operations	19 00 623	18 62 457	13 18 774	19 00 623	13 18 774
b) Corporate / Wholesale Banking	5 11 061	5 08 372	5 80 100	5 11 061	5 80 100
c) Retail Banking	8 63 610	7 61 969	7 58 873	8 63 610	7 58 873
*1.) Digital Banking	0	0	0	0	0
2.) Other Retail Banking	8 63 610	7 61 969	7 58 873	8 63 610	7 58 873
d) Other Banking Operations	(26,128)	(11 923)	(45 611)	(26 128)	(45 611)
e) Unallocated	4 49 902	4 46 976	6 11 198	4 49 902	6 11 198
Total	36 99 068	35 67 851	32 23 334	36 99 067	32 23 334

Notes on Segment Reporting:

1. The Bank operates in four segments viz., Treasury, Corporate / Wholesale, Retail and Other Banking Operations. These segments have been identified in line with AS - 17 on segment reporting issued by the Institute of Chartered Accountants of India (ICAI) and RBI guidelines.

2. In compliance with RBI Circular RBI/DOR/2025-26/167 DOR.ACC.REC.No.86/21.04.018/2025-26 dated November 28, 2025, on Presentation & Disclosure, for reporting of Digital Banking Segment as a sub-segment of Retail Banking Segment under Accounting Standard - 17 "Segment Reporting", bank has reported Digital Banking Segment as a sub-segment of Retail Banking Segment.

3. Segment wise income and expenditure which are not directly allocable have been allocated to the reportable segments based on assumptions as considered appropriate by the management.

4. Segment Assets and Liabilities have been apportioned on the basis of respective Segment Assets as allocated, wherever direct allocation is not possible.

5. Figures of the previous years/Current year/quarters have been regrouped / reclassified / rearranged wherever considered necessary to correspond with the current year /quarters classification / presentation.

MADHAV CHANDRA JHA
CHIEF FINANCIAL OFFICER

(through VC)
UJANAKANTI
EXECUTIVE DIRECTOR

SRI NIVASAN SRIDHAR
EXECUTIVE DIRECTOR

Place: Chennai
Date : 29.04.2026

AJAYKUMAR SRIVASTAVA
MANAGING DIRECTOR & CEO

SRI NIVASAN SRIDHAR
NON-EXECUTIVE CHAIRMAN



FOR IDENTIFICATION ONLY





Indian Overseas Bank

Central Office, 763, Anna Salai, Chennai 600 002

Notes Forming Part of Standalone and Consolidated Audited Financial Results for the Quarter and Year ended March 31, 2026

1. The above Standalone and Consolidated Audited Financial Results for the quarter and year ended March 31, 2026 have been reviewed and approved by the Board of Directors of Indian Overseas Bank (hereinafter referred as "Bank") in its meeting held on April 29, 2026. Since the requisite no of independent directors are yet to be appointed, in terms of Para 14A of the Nationalized Banks (Management and Miscellaneous Provisions) Scheme, 1970 these results were placed before the Board of Directors for their review and approval. These financial results have been subjected to audit by the Statutory Central Auditors of the Bank as per the requirements of Securities & Exchange Board of India (Listing Obligations and Disclosure Requirements) Regulations, 2015 as amended ("SEBI Regulations").
2. The financial results for the quarter and year ended March 31, 2026 have been arrived at after considering extant prudential norms and directions issued by the Reserve Bank of India on Income Recognition, Asset Classification and provisioning relating to advances, non performing investments, unhedged foreign currency exposures, and provision towards income tax, deferred tax, depreciation on investments and fixed assets, employee benefits pertaining to Pension, Gratuity and Leave Encashment on actuarial valuation and other necessary provisions as required under applicable Accounting Standards, RBI guidelines and in compliance with the presentation and disclosure requirements of Regulation 33 and 52 read with Regulation 63(2) of the SEBI (LODR) Regulations 2015 as amended including relevant circulars issued by SEBI/RBI from time to time.
3. The Promoter of the Bank, i.e., the President of India acting through the Government of India, undertook an Offer for Sale (OFS) of 41.78 crores equity shares of the Bank through the stock exchange mechanism on 17th and 18th December, 2025, pursuant to which the Promoter Shareholding in the Bank was reduced to 92.44% from 94.61% and the Public Shareholding in the Bank was increased to 7.56% from 5.39%.
4. In terms of RBI guidelines the Banks are required to make consolidated Pillar 3 disclosures including Leverage Ratio, Liquidity Coverage Ratio and Net Stable Funding Ratio under Basel III capital requirements. The said disclosures are made available on the following link <https://iob.in/Basel-iii-disclosures>. These disclosures are not subjected to audit by the Statutory Central Auditors of the Bank.



FOR IDENTIFICATION ONLY



5. In preparation of these financial results, the Bank has applied its significant accounting policies and practices that are consistent with those followed in annual financial results for the previous year ended March 31, 2025.
6. During the current financial year, the Bank has revised the method of depreciation on revalued premises in order to align with declared accounting policy and to provide the depreciation over the remaining useful life as determined on the date of revaluation, subject to the maximum of useful life prescribed under the accounting policy, as against the earlier practice of depreciating such assets over the useful life specified therein. Pursuant to above, an additional depreciation of ₹1,369.62 Lakhs has been charged to the profit and loss account for the year and the carrying value of the Gross Block and the Revaluation reserve have been correspondingly adjusted.
7. During the year ended March 31 2026, Bank has raised following Bonds:

Particulars	Date of Issue	Tenure	Coupon Rate (%)	Amount (In ₹Lakhs)	Maturity Date
Basel III Tier II Bonds Series VI (INE565A08068)	23.01.2026	10 Years	7.80	1,00,000.00	23.01.2036

During the year ended March 31, 2026 Bank has not redeemed any bonds.

8. The Consolidated Financial Results (CFS) are prepared in accordance with Accounting Standard 21 (AS 21) on "Accounting for Consolidated Financial Results", Accounting Standard 23 (AS 23) on "Accounting for Investment in Associates" and Accounting Standard 27 (AS 27) on "Financial Reporting of Interests in Joint Venture" notified under the Companies (Accounting Standards) Rules 2021 as amended and the guidelines issued by RBI.
9. (a) The Consolidated Financial Results comprise the financial results of Indian Overseas Bank and the following Associates of the Bank:

Name of the Company	Type of Investment	Country of Incorporation	% of Holding	Status
Odisha Grameen Bank	Associate	India	35%	Audited
ACER Credit Rating Pvt. Ltd	Associate	India	26%	Audited

(b) In respect of investment in Odisha Grameen Bank, which has been accounted under equity method as per AS 23 (Accounting for Investment in Associates), the carrying amount of investment in equity shares of ₹1,19,598.27 Lakhs is adjusted against IOB's share of net assets of ₹67,150.30 Lakhs and the balance of ₹52,447.97 Lakhs is adjusted against balance in Reserves and Surplus to recognize the decline in the value during consolidation.



(c) The investment in Acer Credit Rating Private Limited made during the year has been accounted under equity method as per AS 23 (Accounting for Investment in Associates), the carrying amount of investment in equity shares of ₹650.00 Lakhs is adjusted against IOB's share of net assets of ₹631.51 Lakhs and the audited balance of ₹18.48 Lakhs is adjusted against balance in Reserves and Surplus to recognize the increase in value.

10. M/s India International Bank (Malaysia) Berhad (IIBM), was a joint venture of the Bank and was under Members Voluntary Liquidation (MVL). The Bank received USD 25,717,298.33 (equivalent to ₹23,088 Lakhs) towards capital distribution/ repatriation during the year as against its original investment of ₹19,957.52 Lakhs. Accordingly, the entire book value of the investment has been realized, and the provision of ₹613.33 Lakhs held against the investment has been reversed. IIBM is no longer a joint venture of the Bank.
11. The Bank is holding 18.06% in Universal Sampo General Insurance Company Ltd. Since the shareholding in the Company is less than 25%, the same has not been considered as Joint Venture for preparation of Consolidated Financial Results as per extant RBI guidelines.
12. Based on the available financial results and the declaration from borrowers, the Bank has estimated the liability towards Unhedged Foreign Currency Exposure to their constituents in terms of RBI/DOR/2025-26/157.DOR.CRE.REC.76/07-02-001/2025-26 dated November 28, 2025 towards which the Bank holds provision of ₹1,912 Lakhs as on March 31, 2026.
13. During the current financial year, the Bank has exercised the option to transition to lower tax rate regime i.e. 25.168% permitted under section 115BAA of the Income Tax Act, 1961 as against existing tax rate of 34.944%. The Deferred Tax asset has been remeasured accordingly.
14. The Bank has a carried balance of Net Deferred Tax Assets up to March 31, 2026 aggregating to ₹2,78,097.12 Lakhs which was recognized in earlier periods. Bank has reversed Deferred Tax Asset amounting to ₹ 15,012.16 Lakhs and ₹1,05,014.16 Lakhs for the quarter and year ended March 31, 2026, respectively.
15. In respect of certain disputed demands relating to income tax of ₹4,63,156.15 Lakhs, Service Tax aggregating to ₹27,336.87 Lakhs and Goods and Service Tax aggregating to ₹1,61,347.45 Lakhs, in Bank's view, taking into consideration certain judicial rulings and expert advice and decisions in Bank's own appeal on same issues, these demands are not considered sustainable and hence no provision is considered necessary.



FOR IDENTIFICATION ONLY



16. During the year ended March 31, 2026 the Bank has received a total Income Tax refund of ₹1,14,135.02 Lakhs.
17. As per RBI circular No DBR.No.BP.15199/21.04.048/2016-17 dated June 23, 2017 and DBR.No.BP.1906/21.04.048/2017-18 dated August 28, 2017, for the accounts covered under the provisions of IBC (Insolvency and Bankruptcy Code), the Bank is holding a total provision of ₹10,70,521.04 Lakhs (99.66% of total outstanding of IBC admitted accounts of ₹10,74,176.20 Lakhs) as on March 31, 2026.
18. In accordance with the RBI guidelines on "Resolution Framework – 2.0: Resolution of COVID – 19 related stress of individuals and Small Business", the number of borrower accounts where modification was sanctioned and implemented and the aggregate exposure to such borrowers are as under: -

No of Borrowers	Aggregate exposure as on March 31, 2026 (In ₹Lakhs)
5,043	65,652.92

19. Details of resolution plan implemented under the RBI Resolution Framework for COVID-19 related stressed assets as per RBI circular dated August 6, 2020 (Resolution Framework 1.0) and May 5, 2021 (Resolution Framework 2.0) as on March 31, 2026 are as under:

(In ₹Lakhs)

Type of Borrower	Exposure to accounts classified as Standard consequent to implementation of resolution plan – Position as at the end of Previous half year (A) (30.09.2025)	Of (A), aggregate debt that slipped into NPA during the half year (31.03.2026)	Of (A) amount written off during the half year (31.03.2026)	Of (A) amount paid by the borrowers during the half year (31.03.2026)	Exposure to accounts classified as Standard consequent to implementation of resolution plan – position as at the end of this half year (31.03.2026)
Personal Loan*	20,976.95	694.99	-	1,609.03#	18,672.93
Corporate Persons**	25,361.00	-	-	600.00	24,761.00
MSMEs	51,945.02	1,037.93	-	6,886.63	44,020.46
Others	11,462.93	136.81	-	2,530.09	8,796.03
Total	1,09,745.90	1,869.73	-	11,625.75	96,250.42

*Personal loans represent Retail advances.

**As defined in Section 3(7) of the Insolvency and Bankruptcy Code, 2016

Includes accounts where provision removed due to regular repayment in last 12 months.



FOR IDENTIFICATION ONLY



20. Impact of RBI Circular No. RBI/2018-19/203 DBR No. BP.BC.45/21.04.048/2018-19 dated June 07, 2019 (updated as on November 28, 2025) on Prudential framework on resolution of stressed assets, where viable resolution plan has not been implemented within 180 days/365days of review period:

(In ₹Lakhs)

Amount of loans impacted by RBI Circular (FB + NFB)	Amount of loans to be classified as NPA	Amount of Loans as on 31.03.2026, out of (b) classified as NPA	Provision Held as on 31.12.2025	Addl. Provision made during quarter ended 31.03.2026	Provision held as on 31.03.2026
62,852	Nil	Nil	24,897	Nil	23,819

21. In accordance with the RBI guidelines on Restructuring of Advances - Micro, Small and Medium Enterprises (MSME) Sector (One Time Restructuring), the details of MSME restructured accounts as on March 31, 2026 are as under:

(In ₹Lakhs)

Number of Accounts	Aggregate exposure as on March 31, 2026
548	6,291.28

22. Disclosure as per the RBI Master directions ref no RBI/DOR/2025-26/159 DOR.STR.REC.No.78/21.04.048/2025-26 on Reserve Bank of India (Commercial Banks- Transfer and Distribution of Credit Risk) Directions, 2025" dated November 28, 2025, the details of loans transferred / acquired during quarter and year ended March 31, 2026 are given below:

I. Details of loans not in default acquired:

- Co-Lending:

Particulars	Quarter ended 31.03.2026	Year ended 31.03.2026	Quarter ended 31.03.2026	Year ended 31.03.2026
	MSME		AGRI	
Aggregate Principal outstanding of loans acquired (In ₹Lakhs)	42,120.10	68,000.37	1,34,220.00	4,57,681.00
Weighted Average Residual Maturity (in years)	Less than 1 year	Less than 1 year	Less than 1 year	Less than 1 year
Weighted Average Holding period by originator (in years)	NIL	NIL	Less than 1 year	Less than 1 year
Retention of Beneficial Economic interest by originator	20%	20%	20%	20%



FOR IDENTIFICATION ONLY



Tangible Security Coverage (%)	153	156	186.02	175.71
Rating wise distribution of loans acquired by value	Assets are Unrated	Assets are Unrated	N.A	N.A

- Pool Buy-out:

Particulars	Quarter ended 31.03.2026	Year ended 31.03.2026
	Retail	
Aggregate Principal outstanding of loans acquired (In ₹Lakhs)	89,627.02	1,46,791.23
Weighted Average Residual Maturity (in years)	1.63	1.41
Weighted Average Holding period by originator (in years)	0.25	0.25
Retention of Beneficial Economic interest by originator	10%	10%
Tangible Security Coverage (%)	171.05%	165.22%
Rating wise distribution of loans acquired by value	NA	NA

II. Details of loans not in Default transferred: Nil

III. Details of Stressed Loan transferred during the year 2025-26:

Details of Stress Loans (NPA A/cs) transferred:					
Particular	To ARCs		To Permitted Transferees		To other Transferees
	31.03.2026	31.03.2025	31.03.2026	31.03.2025	
No. of Accounts	5,070	7,453	06	01	NIL
Aggregate principal outstanding loans transferred (₹Lakhs)	2,67,114.93	1,34,695.43	44,696.77	3,682.65	
Weighted average residual tenor of the loans transferred	NA*	NA*	0.00	3.8 Years	
Net book value of loans transferred (at the time of transfer) (₹Lakhs)	2,730.60	0.00	0.00	0.00	
Aggregate Consideration (₹Lakhs)	83,180.65	50,387.60	3,341.00	2,712.68	
Additional consideration realized in respect of accounts transferred in earlier year.	0.00	346.96	0.00	0.00	

*Involves 99.45% sale under Portfolio basis.



FOR IDENTIFICATION ONLY



Details of loans acquired during the year:		
Particular	From SCBs, RRBs, Co-operative Banks, AIFs, SFBs and NBFCs including Housing Finance Companies (HFCs)	From ARCs
Aggregate principal outstanding of loans acquired	NIL	
Aggregate consideration paid		
Weighted average residual tenor of loans acquired		

The Bank has reversed the amount of ₹48,388.35 Lakhs of excess provision to the profit and loss account on account of sale of stressed loans during the year 2025-26.

IV. The distribution of Security Receipts (SRs) held by the Bank across the various categories of Recovery Ratings assigned to such SRs by the Credit Rating Agencies as on March 31, 2026 are given as under:

a) Security Receipts guaranteed by Government of India:

(In ₹Lakhs)

Recovery Rating Band	Book Value (31.03.2026)
RR1+ (More than 150%)	6,810.83
RR1 (100% - 150%)	20,740.30
RR2 (75% - 100%)	5,307.76
RR3 (50% - 75%)	0.00
RR4 (25% - 50%)	0.00
RR5 (0% - 25%)	0.00
RR6	0.00
SRs – Rating Exempted during planning period	0.00
SRs- Unrated	0.00
TOTAL	32,858.89

b) Security Receipts not guaranteed by Government of India:

(In ₹Lakhs)

Recovery Rating Band	Book Value (31.03.2026)
RR1+ (More than 150%)	0.00
RR1 (100% - 150%)	0.00
RR2 (75% - 100%)	0.00
RR3 (50% - 75%)	0.00



RR5 (0% - 25%)	0.00
RR6	0.00
SRs – Rating Exempted during planning period	0.00
SRs- Unrated*	1,17,486.25
TOTAL	1,17,486.25

*As per RBI guidelines, post realization period (8 years), rating is not applicable.

c) Quantum of excess provisions reversed to the Profit and Loss account on account of sale of stressed loans to ARCs: ₹ 3,861.55 Lakhs.

23. In accordance with the applicable RBI guidelines. The Bank carried out revaluation of Government Guaranteed Security Receipts as on March 31, 2026 resulting in a revaluation loss of ₹510.16 Lakhs. This amount has been debited to the Profit and Loss Account for the quarter ended March 31, 2026. For the year ended March 31, 2026, the revaluation loss aggregated to ₹256.33 Lakhs, which has been recognized in the Profit and Loss Account.

24. The following tables set forth, for the periods indicated, necessary details of Co-Lending Arrangements (CLAs) on an aggregate basis as per Reserve Bank of India (Commercial Banks - Transfer and Distribution of Credit Risk) Directions, 2025.


Particulars	Year ended 31.03.2026	
	MSME	AGRI
No. of CLA Partners	01	02
Quantum of CLA (₹ in Lakhs)	68,000.37	4,57,681.00
Weighted Average ROI	8.50%	9.38%
Fees Paid (Exclusive of GST) (₹ in Lakhs)	22.00	22.00
Broad Sectors	MSME (Gold Loan)	Agri
Performance of Loans under CLA	Satisfactory	Satisfactory
Details of Default Loss Guarantee	NA	NA

25. The Bank hold additional provision as contingency on Covid-19 Rescheduled accounts and accounts affected with Natural Calamity amounting to ₹89,005.60 Lakhs as on March 31, 2026.

26. As on March 31, 2026, Bank holds as forward-looking provision of ₹1,75,000 Lakhs on account of provision requirement under Expected Credit Loss framework.

27. Provision Coverage Ratio of the Bank as on March 31, 2026 stood at 97.50%.

28. As per RBI/DOR/2025-26/167 DOR.ACC.REC.No.86/21.04.018/2025-26 dated 28.11.2025 on Reserve Bank of India (Commercial Banks -Financial Statements:



Presentation and Disclosures) Directions, 2025 - Disclosure related to Project Finance:

(In ₹Lakhs)

S.No	Item Description	No. of A/cs	Total O/s
1	Projects under implementation accounts at the beginning of the quarter.	63	2,74,032.03
2	Projects under implementation accounts sanctioned and disbursed during the quarter.	12	23,789.40
3	Projects under implementation accounts where DCCO has been achieved during the quarter	1	8,985.00
4	Projects under implementation accounts at the end of the quarter. (1+2-3)	74	2,88,836.43
5	Out of '4' – accounts in respect of which resolution process involving extension in original/extended DCCO, as the case may be invoked.	4	43,135.58
5.1	Out of '5' – accounts in respect of which Resolution plan has been implemented.	4	43,135.58
5.2	Out of '5' – accounts in respect of which Resolution plan is under implementation.	--	--
5.3	Out of '5' – accounts in respect of which Resolution plan has failed.	--	--
6	Out of '5', accounts in respect of which resolution process involving extension in original/extended DCCO, as the case may has been invoked due to change in scope and size of the project.	1	15,034.9
7	Out of '5', account in respect of which cost overrun associated with extension in original/extended DCCO, as the case may be, was funded	--	--
7.1	Out of '7', accounts where SBCF was sanctioned during financial closure and renewed continuously	--	--
7.2	Out of '7', accounts where SBCF was not pre-sanctioned or renewed continuously	--	--
8	Out of '4' – accounts in respect of which resolution process not involving extension in original/extended DCCO, as the case may has been invoked.	--	--
8.1	Out of '8' – accounts in respect of which Resolution plan has been implemented.	--	--
8.2	Out of '8' – accounts in respect of which Resolution plan is under implementation.	--	--
8.3	Out of '8' – accounts in respect of which Resolution plan has failed.	--	--



FOR IDENTIFICATION ONLY



29. Details of Priority Sector Lending Certificate (PSLC) transactions done during the Quarter and year ended March 31, 2026 are as under:

(In ₹Lakhs)

Particulars	Amount Purchased	Amount Sold	Commission Earned	Commission Paid
PSLC QE - 31.03.2026	NIL	9,92,500.00	4,829.25	NIL
PSLC- 12M ended 31.03.2026	NIL	30,58,800.00	59,542.20	NIL

30. Penalty levied by the Reserve Bank of India on the Bank for the Quarter and Year ended March 31, 2026 is as detailed below:

(In ₹Lakhs)

Particulars	Quarter ended 31.03.2026	Year ended 31.03.2026
a) Penalties imposed by the Reserve Bank of India under the provisions of the (i) Banking Regulation Act, 1949, (ii) Payment and Settlement Systems Act, 2007 and (iii) Government Securities Act, 2006 (for bouncing of SGL) (Disclosure as per RBI/DOR/2025-26/167 DOR.ACC. REC. No.86/21.04.018/2025-26 dated 28.11.2025 on Reserve Bank of India (Commercial Banks - Financial Statements: Presentation and Disclosures) Directions, 2025).	NIL	95.40
b) Number of instances of default in a reverse repo transaction as well as the quantum of penalty paid to the RBI during the financial year.	NIL	NIL

31. (a) Other Income includes income (including commission) from non-fund-based banking activities, fees, earning from foreign exchange, profit/loss on sale of assets, profit/loss (including revaluation) from investments, dividends from subsidiaries, recoveries from accounts written off etc.

(b) As per RBI/DOR/2025-26/167 DOR.ACC. REC.No.86/21.04.018/2025-26 dated 28.11.2025 on Reserve Bank of India (Commercial Banks -Financial Statements: Presentation and Disclosures) Directions, 2025, Details of Miscellaneous Income under the head "Other Income" exceeding 1% of the Total Income for the period ended March 31, 2026 is as under:

Schedule	Item under the Subhead	Period	Amount (₹ in Lakhs)	Amount in Percent
Schedule 14 Other income (VII Miscellaneous income)	Other Income including Recovery received in Technical Write Off Accounts	Quarter ended 31.03.2026	70,365.68	7.19
		Year ended 31.03.2026	2,96,632.21	7.90



32. The Bank has during the year made a provision of ₹435.00 Lakhs taking into account the existing contractual staff; towards likely impact of the four new Labour Codes (Code on Wages, 2019, Industrial Relations Code, Code on Social Security, and Occupational Safety, Health and Working Conditions Code, 2020) that came into effect from November 21, 2025. The relevant rules relating to these codes are yet to be notified in all the States. Overall resultant impact if any shall be dealt with in accordance with such rules once notified.

33. The Status of Investors' Complaints for the quarter and year ended March 31, 2026 is as under:

Particulars	Quarter ended 31.03.2026	Year ended 31.03.2026
Complaints pending at the beginning	Nil	Nil
Complaints received	01	05
Complaints redressed	01	05
Complaints pending at the end	Nil	Nil

34. Summarized Balance Sheet is as under:

(₹ in Lakhs)

PARTICULARS	STANDALONE			CONSOLIDATED		
	31.03.2026 (Audited)	31.12.2025 (Unaudited)	31.03.2025 (Audited)	31.03.2026 (Audited)	31.12.2025 (Unaudited)	31.03.2025 (Audited)
CAPITAL & LIABILITIES						
Capital	19,25,659	19,25,659	19,25,659	19,25,659	19,25,659	19,25,659
Reserves and Surplus	18,25,874	16,99,729	13,28,433	17,73,408	16,42,180	12,97,676
Minority Interest	0	0	0	0	0	0
Deposits	3,68,19,125	3,49,30,203	3,11,20,418	3,68,19,126	3,49,30,204	3,11,20,418
Borrowings	51,60,257	46,80,529	42,22,766	51,60,257	46,80,529	42,22,766
Other Liabilities & Provisions	16,01,071	15,75,578	9,04,421	16,01,070	15,75,578	9,04,481
Total	4,73,31,986	4,48,11,698	3,95,01,697	4,72,79,520	4,47,54,150	3,94,71,000
ASSETS						
Cash & Balances with Reserve Bank of India	16,60,593	14,38,984	18,11,555	16,60,593	14,38,984	18,11,587
Balances with Banks & Money at call and Short Notice	8,61,665	6,39,243	2,95,472	8,61,665	6,39,243	3,10,376
Investments	1,19,80,954	1,16,19,560	1,11,04,484	1,19,28,488	1,15,62,012	1,10,58,797
Advances	3,06,62,181	2,91,12,311	2,45,55,517	3,06,62,181	2,91,12,311	2,45,55,517
Fixed Assets	5,07,454	5,01,973	4,65,482	5,07,454	5,01,973	4,65,482
Other Assets	16,59,139	14,99,627	12,69,187	16,59,139	14,99,627	12,69,241
Total	4,73,31,986	4,48,11,698	3,95,01,697	4,72,79,520	4,47,54,150	3,94,71,000




35. The figures for quarter ended March 31, 2026 are the balancing figures between audited figures in respect of the year ended March 31, 2026 and the published year to date figures up to December 31, 2025 which were subject to limited review.


36. Figures for the corresponding previous periods have been regrouped/reclassified wherever considered necessary.


(Madhaw Chandra Jha)
Chief Financial Officer

-Through VC -
(Dhanraj T)
Executive Director



(Joydeep Dutta Roy)
Executive Director


(Ajay Kumar Srivastava)
Managing Director & CEO


(Srinivasan Sridhar)
Non-Executive Chairman

Place: Chennai

Date: April 29, 2026





Ref No. IRC/26/2026-27

29.04.2026

The General Manager, Department of Corporate Services, BSE Limited, Floor 1, P.J. Towers, Dalal Street, Mumbai 400 001	The Vice President, National Stock Exchange Ltd., Exchange Plaza, C-1 Block G, Bandra-Kurla Complex, Bandra (E), Mumbai – 400 051
BSE SCRIP CODE: 532388	NSE SCRIP CODE: IOB

Madam / Sir

Declaration Under Regulation 33(3)(d) and 52 of the SEBI(LODR) Regulations,2015

Pursuant to Regulation 33 (3)(d) of SEBI (Listing Obligations and Disclosure Requirements) Regulations, 2015, and Regulation 52 as amended up to date, we hereby declare that the Statutory Central Auditors of the Bank have issued Auditors' Report on the Audited Financial Statements of the Bank (Standalone and Consolidated) for the Quarter and Financial Year ended 31st March, 2026 with Unmodified Opinion.

This is for your information and appropriate dissemination

Madhav Chandra Jha
Chief Financial Officer



इण्डियन ओवरसीज़ बैंक,

निवेशक संबंध कक्ष, केन्द्रीय कार्यालय,

763 अण्णा सालै, चेन्नै 600 002

www.iob.in

follow us on

@IOBIndia

1800 425 4445
 1800 890 4445

R. Devendra Kumar & Associates
Chartered Accountants
205, Blue Rose Industrial Estate,
Western Express Highway,
Borivali (East), Mumbai - 400 066

Tej Raj & Pal
Chartered Accountants
Plot No.1278/2256/4294,
Govinda Prasad, Bomikhal,
Bhubaneswar – 751010

Laxmi Tripti & Associates
Chartered Accountants
800, M V K, 8th Floor, Sangita Elipse,
Sahakar Road, Vile Parle (East),
Mumbai - 400 057

Sanjeev Omprakash Garg & Co.
Chartered Accountants
B-141, Gauri Grah Nirman Society,
Dr Govind Narayan Singh Model Town,
Chuna Bhatti, Bhopal, 462016

Independent Auditors' Report on Audited Standalone Financial Results of Indian Overseas Bank for the quarter and year ended March 31, 2026 pursuant to Regulation 33 and 52 of the SEBI (Listing Obligations and Disclosures Requirements) Regulations, 2015 (as amended)

To
The Board of Directors
Indian Overseas Bank
Chennai

Report on the Audit of the Standalone Financial Results

Opinion

1. We have audited the accompanying statement of Standalone Financial Results of **Indian Overseas Bank**(the "Bank") for the quarter and year ended March 31, 2026 attached herewith (hereinafter referred to as the "Statement"), being submitted by the Bank pursuant to the requirement of Regulation 33 & 52 of the SEBI (Listing Obligations and Disclosure Requirements) Regulations, 2015, as amended ("Listing Regulations") except for the disclosures relating to 'Pillar 3 as at March 31, 2026 including Leverage Ratio, Liquidity coverage Ratio and Net Stable Funding Ratio under Basel III Capital Regulations' as have been disclosed on the Bank's website and in respect of which a link has been provided in the aforesaid Statement (Note no. 4) and have not been audited by us.

The Statement includes returns for the year ended on that date of:

- a) The Central Office and 20 branches audited by us;
- b) 1073 domestic branches and 14 other offices audited by the respective Statutory Branch Auditors and
- c) 4 foreign branches audited by the respective Local Auditors.

The branches audited by us and those audited by other auditors have been selected by the Bank in accordance with the guidelines issued to the Bank by the Reserve Bank of India ("RBI").



Also incorporated in the financial results are the returns from 2377 Domestic Branches and 56 other offices which have not been subjected to audit. These unaudited branches and other offices account for 24.27 % of advances, 50.79 % of deposits, 11.89% of interest income and 26.56% of interest expenses.

In our opinion and to the best of our information and according to explanations given to us, the Statement:

- a) is presented in accordance with the requirements of Regulation 33 & 52 of the Listing Regulations in this regard except for the disclosures relating to Pillar 3 disclosures as at March 31, 2026 including leverage ratio, liquidity coverage ratio and Net Stable Funding Ratio under Basel III Capital Regulations as have been disclosed on the Bank's website and in respect of which a link has been provided in the Standalone Financial Results and have not been audited by us; and
- b) gives a true and fair view in conformity with the recognition and measurement principles laid down in the applicable accounting standards, RBI Guidelines and other accounting principles generally accepted in India, of the net profit and other financial information for the quarter ended as well as for the year ended March 31, 2026.

Basis for Opinion

2. We conducted our audit in accordance with the Standards on Auditing ("SAs") issued by the Institute of Chartered Accountants of India ("the ICAI"). Our responsibilities under those standards are further described in the Auditors' Responsibilities for the Audit of the Standalone Financial Results section of our report. We are independent of the Bank in accordance with the Code of Ethics issued by the ICAI together with the ethical requirements that are relevant to our audit of the Standalone Financial Results, and we have fulfilled our other ethical responsibilities in accordance with these requirements and the Code of Ethics. We believe that the audit evidence we have obtained is sufficient and appropriate to provide a basis of our opinion.

Emphasis of Matter

3. We invite attention to Note No.14 of the Statement regarding carried balance of ₹ 2,78,097.12 Lakhs relating to Deferred tax asset, reversal of ₹ 15,012.16 Lakhs and ₹1,05,014.16 Lakhs for the quarter and year ended March 31, 2026 respectively on estimated basis and the management assessment of the realizability of the carried balance of the Deferred tax asset as on March 31,2026.

Our opinion is not modified in respect of above matter.

Board of Director's Responsibility for the Standalone Financial Results

4. The Statement has been compiled from the related Audited Standalone Financial Statements. The Bank's Board of Directors are responsible for the preparation of these Standalone Financial Results that give true



and fair view of the financial position, financial performance, cash flows and other financial information of the Bank in accordance with the Accounting Standards issued by ICAI, the relevant provisions of the Banking Regulation Act, 1949, the circulars, guidelines and directions issued by the RBI from time to time (“RBI Guidelines”) and other accounting principles generally accepted in India and in compliance with the Listing Regulations. This responsibility also includes maintenance of adequate accounting records in accordance with the provisions of the Banking Regulations Act, 1949 for safeguarding of the assets of the Bank and for preventing and detecting frauds and other irregularities; selection and application of appropriate accounting policies; making judgements and estimate that are reasonable and prudent; and design, implementation and maintenance of adequate internal financial controls, that were operating effectively for ensuring the accuracy and completeness of the accounting records, relevant to the preparation and presentation of the standalone financial Results that give true and fair view and are free from material misstatement, whether due to fraud or error.

In preparing the standalone financial Results, the Board of Directors are responsible for assessing the Bank’s ability to continue as a going concern, disclosing, as applicable, matters related to going concern and using the going concern basis of accounting unless Board of Directors either intends to liquidate the Bank or to cease operations, or has no realistic alternative but to do so.

The Board of Directors are also responsible for overseeing the Bank's financial reporting process.

Auditors’ Responsibilities for the Audit of the Standalone Financial Results

- Our objectives are to obtain reasonable assurance about whether the standalone financial Results as a whole are free from material misstatement, whether due to fraud or error, and to issue an auditor’s report that includes our opinion. Reasonable assurance is a high level of assurance, but is not a guarantee that an audit conducted in accordance with SAs will always detect a material misstatement when it exists. Misstatements can arise from fraud or error and are considered material if, individually or in the aggregate, they could reasonably be expected to influence the economic decisions of users taken on the basis of these standalone financial Results.

As part of an audit in accordance with SAs, we exercise professional judgment and maintain professional skepticism throughout the audit. We also:

- Identify and assess the risks of material misstatement of the Standalone financial results, whether due to fraud or error, design and perform audit procedures responsive to those risks, and obtain audit evidence that is sufficient and appropriate to provide a basis for our opinion. The risk of not detecting a material misstatement resulting from fraud is higher than for one resulting from error, as fraud may involve collusion, forgery, intentional omissions, misrepresentations, or the override of



internal control.

- Obtain an understanding of internal control relevant to the audit in order to design audit procedures that are appropriate in the circumstances.
- Evaluate the appropriateness of accounting policies used and the reasonableness of accounting estimates and related disclosures made by the Board of Directors.
- Conclude on the appropriateness of the Board of Directors' use of the going concern basis of accounting and, based on the audit evidence obtained, whether a material uncertainty exists related to events or conditions that may cast significant doubt on the Bank's ability to continue as a going concern. If we conclude that a material uncertainty exists, we are required to draw attention in our auditor's report to the related disclosures in the standalone financial Results or, if such disclosures are inadequate, to modify our opinion. Our conclusions are based on the audit evidence obtained up to the date of our auditor's report. However, future events or conditions may cause the Bank to cease to continue as a going concern.
- Evaluate the overall presentation, structure and content of the standalone financial Results, including the disclosures, and whether the standalone financial Results represent the underlying transactions and events in a manner that achieves fair presentation.

We communicate with those charged with governance regarding, among other matters, the planned scope and timing of the audit and significant audit findings, including any significant deficiencies in internal control that we identify during our audit.

We also provide those charged with governance with a statement that we have complied with relevant ethical requirements regarding independence, and to communicate with them all relationships and other matters that may reasonably be thought to bear on our independence, and where applicable, related safeguards.

Other Matters


6. These standalone Financial Results incorporate the relevant returns of 1073 domestic branches, 14 other offices and 04 foreign branches audited by the other auditors specially appointed for this purpose. These branches audited by other auditors cover 50.14% of total advances, 44.02% of total deposits and 25.83% of non-performing assets as at 31st March 2026 and 27.78% of revenue for the quarter ended March 31, 2026 and 53.18% of revenue for the period from 01.04.2025 to 31.03.2026. The financial statements/financial information of these branches have been audited by the Bank's Statutory Branch Auditors whose reports have been furnished to us, and in our opinion in so far as it relates to the amounts and disclosures included in respect of these branches, is based solely on the reports of such branch auditors.




7. In conduct of our audit, we have taken note of the unaudited returns in respect of 2377 Domestic Branches and 56 other offices as certified by the respective branch's/ offices management. These unaudited branches cover 24.27% of advances, 50.79% of deposits and 10.39% of non-performing assets as on 31.03.2026 and 43.95% of revenue for the quarter ended on March 31, 2026 and 21.50% of revenue for the period from 01.04.2025 to 31.03.2026.
8. Attention is drawn to the fact that the figures for the quarter ended March 31, 2026 as reported in the Statement are the balancing figures in respect of the year ended March 31, 2026 and published year to date figures up to the end of the third quarter of the relevant financial year. The figures up to the end of the third quarter are only reviewed and not subjected to audit.

Our opinion is not modified in respect of above matters.

For R. Devendra Kumar & Associates
Chartered Accountants
FRN: 114207W


Anand Golas
Partner
M. No.: 400322
UDIN:26400322OBUYR9280




For Tej Raj & Pal
Chartered Accountants
FRN:304124E


Dinakar Mohanty
Partner
M. No.: 059390
UDIN:26059390BZDSIF9679



For Laxmi Tripti & Associates
Chartered Accountants
FRN: 009189C


L N Agrawal
Partner
M. No.: 078427
UDIN:26078427SOJPDW4582



For Sanjeev Omprakash Garg & Co.
Chartered Accountants
FRN:008773C


Vikas Mittal
Partner
M. No.:407833
UDIN:26407833OTIQZQ1910



Date: April 29, 2026

Place: Chennai

R. Devendra Kumar & Associates
Chartered Accountants
205, Blue Rose Industrial Estate,
Western Express Highway,
Borivali (East), Mumbai - 400 066

Tej Raj & Pal
Chartered Accountants
Plot No.1278/2256/4294,
Govinda Prasad, Bomikhal,
Bhubaneswar – 751010

Laxmi Tripti & Associates
Chartered Accountants
800, M V K, 8th Floor, Sangita Elipse,
Sahakar Road, Vile Parle (East),
Mumbai - 400 057

Sanjeev Omprakash Garg & Co.
Chartered Accountants
B-141, Gauri Grah Nirman Society,
Dr Govind Narayan Singh Model Town,
Chuna Bhatti, Bhopal, 462016

Independent Auditor's Report on Audited Consolidated Financial Results of Indian Overseas Bank for the quarter and year ended on March 31, 2026 pursuant to the Regulation 33 and 52 of SEBI (Listing Obligations and Disclosures Requirements) Regulations, 2015, as amended

To
The Board of Directors
Indian Overseas Bank
Chennai

Report on the Audit of the Consolidated Financial Results

Opinion

1. We have audited the accompanying statement of consolidated financial results of **Indian Overseas Bank** ("the Parent"/"the Bank"/"the Group") and share of the net profit/(loss) after tax of its associates for the quarter and year ended March 31, 2026 (hereinafter referred to as the "Statement"), being submitted by the Bank pursuant to the requirement of Regulation 33 & 52 of the SEBI (Listing Obligations and Disclosure Requirements) Regulations, 2015, as amended ("Listing Regulations") except for the disclosures relating to 'Consolidated Pillar 3 disclosure as at March 31, 2026 including leverage ratio, liquidity coverage ratio and Net Stable Funding Ratio under Basel III Capital Regulations' as have been disclosed on the Bank's website and in respect of which a link has been provided in the Statement (Note no. 4) and have not been audited by us.

In our opinion and to the best of our information and according to the explanations given to us and based on the consideration of the report of the other auditor on separate audited financial statements/financial information of the associate, the aforesaid Statement:

- i. includes the standalone financial results of the following entities:

Parent : Indian Overseas Bank
Associates : Acer Credit Rating Pvt Ltd.
Odisha Grameen Bank (Regional Rural Bank)



R. Devendra Kumar & Associates
Chartered Accountants

Tej Raj & Pal
Chartered Accountants

Laxmi Tripti & Associates
Chartered Accountants

Sanjeev Omprakash Garg & Co.
Chartered Accountants

- ii. are presented in accordance with the requirements of Regulation 33 & 52 of the Listing Regulations in this regard except for the disclosures relating to consolidated Pillar 3 disclosure as at March 31, 2026 including leverage ratio, liquidity coverage ratio and Net Stable Funding Ratio under Basel III Capital Regulations as have been disclosed on the Bank's website and in respect of which a link has been provided in the Financial Results and have not been audited by us; and
- iii. gives a true and fair view in conformity with the applicable accounting standards, Reserve Bank of India (RBI) Guidelines and other accounting principles generally accepted in India, of the consolidated net profit and other financial information of the Group for the quarter and the year ended March 31, 2026.

Basis for Opinion

2. We conducted our audit in accordance with the Standards on Auditing (SAs) issued by the Institute of Chartered Accountants of India. Our responsibilities under those Standards are further described in the Auditor's Responsibilities for the Audit of the Consolidated Financial Results section of our report. We are independent of the Group and its associates in accordance with the 'Code of Ethics' issued by the Institute of Chartered Accountants of India together with the ethical requirements that are relevant to our audit of the Consolidated Financial Statements and we have fulfilled our other ethical responsibilities in accordance with these requirements and the Code of Ethics. We believe that the audit evidence obtained by us and other auditors in terms of their reports referred to in "Other Matter" paragraph below, is sufficient and appropriate to provide a basis for our opinion.

Emphasis of Matter

3. We invite attention to Note No.14 of the Statement regarding carried balance of ₹ 2,78,097.12 Lakhs relating to Deferred tax asset, reversal of ₹ 15,012.16 Lakhs and ₹1,05,014.16 Lakhs for the quarter and year ended March 31, 2026 respectively on estimated basis and the management assessment of the realizability of the carried balance of the Deferred tax asset as on March 31,2026.

Our opinion is not modified in respect of above matter.

Board of Directors' Responsibility for the Consolidated Financial Results

4. The Statement has been compiled from the related consolidated audited financial statements. The Bank's Board of Directors are responsible for the preparation and presentation of these consolidated Financial Results that give a true and fair view of the consolidated net profit and other financial information of the Group including its associates in accordance with the Accounting Standards issued by ICAI, the relevant provisions of the Banking Regulation Act, 1949, the circulars, guidelines and directions issued by the Reserve Bank of India (RBI) from time to time ("RBI Guidelines") and other accounting principles generally accepted in India and in compliance



with Listing Regulations. The respective Board of Directors of the Parent and of its associates are responsible for maintenance of adequate accounting records in accordance with the provisions of the Banking Regulations Act, 1949 for safeguarding of the assets of the Group and for preventing and detecting frauds and other irregularities; selection and application of appropriate accounting policies; making judgments and estimates that are reasonable and prudent; and design, implementation and maintenance of adequate internal financial controls that were operating effectively for ensuring accuracy and completeness of the accounting records, relevant to the preparation and presentation of the consolidated Financial Results that give a true and fair view and are free from material misstatement, whether due to fraud or error which have been used for the purpose of preparation of the consolidated financial results by the Directors of the Bank, as aforesaid.

In preparing the Consolidated Financial Results, the respective Board of Directors of the Parent and its associates are responsible for assessing the ability of the Group and its associates to continue as a going concern, disclosing, as applicable, matters related to going concern and using the going concern basis of accounting unless the Board of Directors either intends to liquidate the Group or to cease operations, or has no realistic alternative but to do so.

The respective Board of Directors of the Parent and its associates are responsible for overseeing the financial reporting process of the Group and its associates.

Auditor's Responsibilities for the Audit of the Consolidated Financial Results

5. Our objectives are to obtain reasonable assurance about whether the Consolidated Financial Results as a whole are free from material misstatement, whether due to fraud or error, and to issue an auditor's report that includes our opinion. Reasonable assurance is a high level of assurance, but is not a guarantee that an audit conducted in accordance with SAs will always detect a material misstatement when it exists. Misstatements can arise from fraud or error and are considered material if, individually or in the aggregate, they could reasonably be expected to influence the economic decisions of users taken on the basis of these consolidated Financial Results.

As part of an audit in accordance with SAs, we exercise professional judgment and maintain professional skepticism throughout the audit. We also:

- Identify and assess the risks of material misstatement of the consolidated Financial Results, whether due to fraud or error, design and perform audit procedures responsive to those risks, and obtain audit evidence that is sufficient and appropriate to provide a basis for our opinion. The risk of not detecting a material misstatement resulting from fraud is higher than for one resulting from error, as fraud may involve collusion, forgery, intentional omissions, misrepresentations, or the override of internal control.
- Obtain an understanding of internal control relevant to the audit in order to design audit procedures that are appropriate in the circumstances.



R. Devendra Kumar & Associates
Chartered Accountants

Tej Raj & Pal
Chartered Accountants

Laxmi Tripti & Associates
Chartered Accountants

Sanjeev Omprakash Garg & Co.
Chartered Accountants

- Evaluate the appropriateness of accounting policies used and the reasonableness of accounting estimates and related disclosures made by the Board of Directors.
- Conclude on the appropriateness of the Board of Directors' use of the going concern basis of accounting and, based on the audit evidence obtained, whether a material uncertainty exists related to events or conditions that may cast significant doubt on the ability of the Group and its associates to continue as a going concern. If we conclude that a material uncertainty exists, we are required to draw attention in our auditor's report to the related disclosures in the consolidated Financial Results or, if such disclosures are inadequate, to modify our opinion. Our conclusions are based on the audit evidence obtained up to the date of our auditor's report. However, future events or conditions may cause the Group and its associates to cease to continue as a going concern.
- Evaluate the overall presentation, structure and content of the consolidated Financial Results, including the disclosures, and whether the consolidated Financial Results represent the underlying transactions and events in a manner that achieves fair presentation.
- Obtain sufficient appropriate audit evidence regarding the financial results/financial information of the entities within the Group and its associates to express an opinion on the consolidated Financial Results. We are responsible for the direction, supervision and performance of the audit of financial information of such entities included in the consolidated financial results of which we are the independent auditors. For the other entities included in the consolidated Financial Results, which have been audited by other auditors, such other auditors remain responsible for the direction, supervision and performance of the audits carried out by them. We remain solely responsible for our audit opinion.

We communicate with those charged with governance of the Bank and such other entities included in the consolidated Financial Results of which we are the independent auditors regarding, among other matters, the planned scope and timing of the audit and significant audit findings, including any significant deficiencies in internal control that we identify during our audit.

We also provide those charged with governance with a statement that we have complied with relevant ethical requirements regarding independence, and to communicate with them all relationships and other matters that may reasonably be thought to bear on our independence, and where applicable, related safeguards.

We also performed procedures in accordance with the circular issued by the SEBI under Regulation 33(8) of the Listing Regulations, as amended, to the extent applicable.

Other Matters

6. The Consolidated financial results include the audited financial results of Associates whose financial results/financial information reflect Group share of net profit after tax of ₹ 50,69.98 lakhs; and ₹ 210.43.23 lakhs



R. Devendra Kumar & Associates
Chartered Accountants

Tej Raj & Pal
Chartered Accountants

Laxmi Tripti & Associates
Chartered Accountants


Sanjeev Omprakash Garg & Co.
Chartered Accountants

for the quarter ended March 31, 2026 and for the period from April 1, 2025 to March 31, 2026 respectively, as considered in the consolidated financial results which have been audited by their independent auditor. The independent auditor's report on financial statements/financial results/financial information of the associate has been furnished to us and our opinion on the consolidated financial results, in so far as it relates to the amounts and disclosures included in respect of the associate, is based solely on the report of such auditor and the procedures performed by us as stated in Paragraph 5 above.

Our opinion on the consolidated Financial Results is not modified in respect of the above matters with respect to our reliance on the work done and the report of the other auditor and the Financial Results/financial information certified by the Management.

7. Attention is drawn to the fact that the figures for the quarter ended March 31, 2026 as reported in the Statement are the balancing figures in respect of the year ended March 31, 2026 and published year to date figures up to the end of the third quarter of the relevant financial year. The figures up to the end of the third quarter are only reviewed and not subjected to audit.

For R. Devendra Kumar & Associates
Chartered Accountants
FRN: 114207W




Anand Golas
Partner

M. No.: 400322

UDIN:26400322GJLSRN6224



For Tej Raj & Pal
Chartered Accountants
FRN:304124E



Dinakar Mohanty
Partner

M. No.: 059390

UDIN:26059390ASWEAP9174



For Laxmi Tripti & Associates
Chartered Accountants
FRN: 009189C




L N Agrawal
Partner

M. No.: 078427

UDIN:26078427QQRFL1091



For Sanjeev Omprakash Garg & Co.
Chartered Accountants
FRN:008773C



Vikas Mittal
Partner

M. No.:407833

UDIN:26407833NWQNHE8696



Date: April 29, 2026

Place: Chennai

Independent Auditors' Certificate on 'Security Cover' as on March 31, 2026 pursuant to the requirements of Regulation 54 read with Regulation 56(1)(d) of SEBI (Listing Obligations and Disclosure Requirements) Regulations, 2015, as amended and Circular No. SEBI/ HO/ MIRSD/ CRADT/ CIR/ P/ 2022/67 dated May 19,2022

To,
The Board of Directors,
Indian Overseas Bank,
763, Anna Salai,
Chennai-600002

IDBI Trusteeship Services Ltd.
Asian building, Ground Floor,
17, R. Kamani Marg,
Ballard Estate, Mumbai-400001

M/s SBICAP Trustee Company Limited
202, Maker Tower,
"E" Cuffe Parade, Colaba,
Mumbai- 400005

Bombay Stock Exchange
Phiroze Jeejeebhoy Towers,
Dalal Street, Fort,
Mumbai - 400001, Maharashtra,

and

National Stock Exchange of India Limited
Exchange Plaza, C-1,Block G.
Bandra Kurla Complex, Bandra East,
Mumba, 400151

1. Introduction

This certificate is issued on specific request of Indian Overseas Bank (the "Bank"), having its Central Office at Chennai in accordance with the terms of our engagement letter dated March 06, 2026 for submission of the same to National Stock Exchange of India Limited , Bombay Stock Exchange and IDBI Trusteeship Services Ltd. , SBICAP Trustee Company Limited ("Debtenture Trustees"). This certificate is required with regard to maintenance of Security cover pursuant to the requirements of Regulation 54 read with Reg 56(1)(d) of SEBI (Listing Obligations and Disclosure Requirements)



Regulations, 2015, as amended (the "SEBI Regulations") and Circular No. SEBI / HO/ MIRST/ MIRSD_CRADT/ CIR/ P/ 2022/ 67 dated May 19, 2022.

2. Management's Responsibility

It is the responsibility of the management to compute / extract the data related to security Cover from the books of accounts of the Bank based on Standalone Financial Statements for the year ended on March 31, 2026 which have been subjected to audit by the Statutory Central Auditors of the Bank. The responsibility includes designing, implementing and maintaining internal controls relevant to the preparation and presentation of the data of Security cover and applying an appropriate basis of preparation. This responsibility includes compliance with maintenance of Security cover pursuant to the requirements of Regulation 54 read under Reg 56(1)(d) of the SEBI Regulations and Circular No. SEBI / HO/ MIRSD/ MIRSD_CRADT/ CIR/ P/ 2022/ 67 dated May 19, 2022.

The Bank has computed / extracted the data for Security Cover as on March 31, 2026 as per Annexure "I" enclosed which has been initialled by us for identification purpose.

The Management is also responsible for complying with various provisions of Reserve Bank of India guidelines, applicable Accounting Standards, The Banking Regulation Act, 1949 and conditions stated in the SEBI Regulations.

3. Auditors' Responsibility

Pursuant to the requirements, our responsibility is to provide a reasonable assurance in the form of an opinion based on our review of the Books of accounts with respect to the data of Security cover as laid down in the Annexure I attached hereto as on March 31, 2026 as to whether the same has been extracted accurately from the Standalone audited financial statements and relevant books and records of the Bank for the year ended March 31, 2026 pursuant to the requirements of Regulation 54 read with Reg 56(1)(d) of the SEBI Regulations and Circular no. SEBI/ HO/ MIRSD/ CRADT/ CIR/ P/ 2022/67 dated May 19,2022.

4. The Standalone financial statements of the Bank for the year ended on March 31,2026 have been jointly audited by us as one of the Central Statutory Auditors of the Bank on which we issued an unmodified audit opinion vide our report dated April 29, 2026. Our audits of these financial statements were conducted in accordance with the Standards on Auditing and other applicable authoritative pronouncements issued by the Institute of Chartered Accountants of India. Those Standards require that we plan and perform the audit to obtain reasonable assurance about whether the financial statements are free of material misstatement.

5. We conducted our examination of the Statement in accordance with the Guidance Note on Reports or Certificates for Special Purposes issued by the Institute of Chartered Accountants of India as well as SRS 4400 - Engagements to perform Agreed-upon procedures regarding Financial Information issued by the ICAI. The Guidance Note requires that we comply with the ethical requirements of the Code of Ethics issued by the Institute of Chartered Accountants of India.

6. We have complied with the relevant applicable requirements of the Standard on Quality Control (SQC) 1, Quality Control for Firms that Perform Audits and Reviews of historical Financial Information, and Other Assurance and Related Services Engagements.



7. Our scope of work did not include verification of compliance with other requirements of the SEBI Regulations / other circulars, notifications, etc., as issued by relevant regulatory authorities from time to time, and any other laws and regulations applicable to the Bank.

8. Opinion

Based on our examination and procedures performed by us as above and according to the information & explanations given to us, we report that the data related to Security Cover as laid down in Annexure I as on March 31, 2026 has been extracted accurately from the standalone audited financial statements for the year ended on March 31, 2026 and relevant books and records of the Bank pursuant to the requirements of Regulation 54 read with Regulation 56 (1) (d) of SEBI (Listing Obligations and Disclosure Requirements) Regulations, 2015 ("the SEBI Regulations") and Circular No. SEBI / HO/ MIRSD/ MIRSD_CRADT/ CIR/ P/ 2022/ 67 dated May 19, 2022.


9. Restriction on Distribution and Use

This certificate has been prepared at the request of the Bank solely for the purpose of enabling it to comply with the requirements of the SEBI Regulations and should not be used by any other person or for any other purpose. Accordingly, we do not accept or assume any liability or any duty of care or for any other purpose or to any other party to whom it is shown or into whose hands it may come without our prior consent in writing. We have no responsibility to update this certificate for events and circumstances occurring after the date of this certificate.

For R. Devendra Kumar & Associates

Chartered Accountants

FRN: 114207W



(Anand Golas)

Partner

Mem. No.: 400322

UDIN: 26400322QAQKVK3922



Place: Mumbai

Date : April 29, 2026



Indian Overseas Bank
Central Office, Chennai

SECURITY COVER CERTIFICATE AS ON 31.03.2026

Column A	Column B	Column C [i]	Column D [ii]	Column E [iii]	Column F [iv]	Column G [v]	Column H [vi]	Column I [vii]	Column J	Column K	Column L	Column M	Column N	Column O
Particulars	Description of asset for which this certificate relate	Exclusive Charge	Exclusive Charge	Pari-Passu Charge	Pari-Passu Charge	Pari-Passu Charge	Assets not offered as Security	Elimination (amount in negative)	(Total C to H)	Related to only those items covered by this certificate				
		Debt for which this certificate being issued	Other Secured Debt	Debt for which this certificate being issued	Assets shared by pari passu debt holder (includes debt for which this certificate is issued & other debt with pari passu charge)	Other assets on which there is pari- Passu charge (excluding items covered in column F)	debt amount considered more than once (due to exclusive plus pari passu charge)	Market Value for Assets charged on Exclusive basis		Carrying /book value for exclusive charge assets where market value is not ascertainable or applicable (For Eg. Bank Balance, DSRA market value is not applicable)	Market Value for Pari passu charge Assets VIII	Carrying value/book value for pari passu charge assets where market value is not ascertainable or applicable (For Eg. Bank Balance, DSRA market value is not applicable)	Total Value(=K+L+M+N)	
		Book Value	Book Value	Yes/ No	Book Value	Book Value								
ASSETS														
Property, Plant and Equipment														
Capital Work-in-Progress														
Right of Use Assets														
Goodwill														
Intangible Assets														
Intangible Assets under Development														
Investments														
Loans														
Inventories														
Trade Receivables														
Cash and Cash Equivalents														
Bank Balances other than Cash and Cash Equivalents														
Others														
Total														
LIABILITIES														
Debt securities to which this certificate pertains														
Other debt sharing pari-passu charge with above debt														
Other debt														
Subordinated debt														
Borrowings														
Bank														
Debt Securities														
Others														
Trade payables														
Lease Liabilities														
Provisions														
Others														
Total														
Cover by Book Value														
Cover by Market Value														
Exclusive Security Cover Ratio														
Pari-Passu Security Cover Ratio														

NIL

FOR IDENTIFICATION ONLY

[i] This column shall include book value of assets having exclusive charge and outstanding book value of debt for which this certificate is issued.
 [ii] This column shall include book value of assets having exclusive charge and outstanding book value of all corresponding debt other than column C.
 [iii] Pari passu Charge shall include debt for which this certificate is issued having any pari passu charge - Mention Yes, else No.
 [iv] This column shall include book value of assets having pari passu charge and outstanding book value of all debt having that pari passu security charge along with debt for which this certificate is issued.
 [v] This column shall include book value of all other assets having pari passu charge and outstanding book value of all debt having that pari passu security.
 [vi] This column shall include all those assets which are not charged and shall include all unsecured borrowings including subordinated debt and shall include only those assets which are paid-for.
 [vii] This column shall include assets which are considered at market Value like Land, Building, Residential/ Commercial Real Estate, while other assets having charge shall be stated at book value.



(Deputy General Manager)
DATE: 29.04.2026



(Statutory Central Auditor)



इण्डियन ओवरसीज़ बैंक

INDIAN OVERSEAS BANK

Statement of Deviation / Variation in Utilization of Funds Raised

[As per Regulation 32(1) of SEBI (LODR) Regulations, 2015]

Name of Listed Entity	Indian Overseas Bank					
Mode of Fund Raising	No funds were raised during the quarter					
Date of Raising Funds	Not Applicable					
Amount Raised	Nil					
Report Filed for Quarter ended	31.03.2026					
Monitoring Agency	Not Applicable					
Monitoring Agency Name, if Applicable	Not Applicable					
Is there a Deviation / Variation in use of funds raised	No					
If yes, whether the same is pursuant to change in terms of a contract or objects, which was approved by the shareholders	Not Applicable					
If yes, Date of Shareholder Approval	Not Applicable					
Explanation for the Deviation / Variation	Not Applicable					
Comments of the Audit committee after review	Nil					
Comments of Auditors if any	Nil					
Objects for which funds have been raised and where there has been a deviation, in the following table	No funds were raised during the quarter					
Original Object	Modified Object if any	Original Allocation	Modified Allocation if any	Funds Utilized	Amt of Deviation / Variation for the quarter according to applicable Object	Remarks if any
Nil						

Deviation of variation could mean:

- Deviation in the objects or purposes for which the funds have been raised or
- Deviation in the amount of funds actually utilized as against what was originally disclosed or
- Change in terms of a contract referred to in the fund-raising document, i.e., Prospectus, letter of offer etc.

Name of Signatory: Raghuram Mallela
Designation: Company Secretary

Date: 29.04.2026





इण्डियन ओवरसीज़ बैंक
INDIAN OVERSEAS BANK

**Statement of Deviation /Variation in the use of the proceeds of issue of Listed
Non-Convertible Debt Securities**

A- Statement of utilization of issue proceeds (Reg.52(7) of SEBI LODR Regulations)

Name of the Issuer	ISIN	Mode of Fund Raising (Public issues/ Private placement)	Type of instrument	Date of raising funds	Amount Raised (Rs. in crore)	Funds utilized	Any deviation (Yes/No)	If 8 is Yes, then specify the purpose of for which the funds were utilized	Remarks if any
1	2	3	4	5	6	7	8	9	10
Indian Overseas Bank	INE565A08068	Private Placement	Basel III Compliant Tier II Bonds	23.01.2026	1000	1000	No	NA	NIL

B- Statement of deviation/ variation in use of Issue proceeds: (Reg.52(7A) of SEBI LODR Regulations)

Particulars		Remarks				
Name of listed entity		Indian Overseas Bank				
Mode of fund raising		Private Placement				
Type of instrument		Non- Convertible Securities- Basel III Compliant Tier II Bonds				
Date of raising funds		23.01.2026				
Amount raised		1000 Crores				
Report filed for quarter ended		31.03.2026				
Is there a deviation/ variation in use of funds raised?		Not applicable				
Whether any approval is required to vary the objects of the issue stated in the prospectus/ offer document?		Not applicable				
if yes, details of the approval so required?		Not applicable				
Date of approval		Not applicable				
Explanation for the deviation/ variation		Not applicable				
Comments of the audit committee after review		Not applicable				
Comments of the auditors if any		Not applicable				
Objects for which funds have been raised and where there has been a deviation/ variation, in the following table-						
Original Object	Modified object, if	Original allocation	Modified allocation, if any	Funds utilized	Amount of deviation/ variation for the quarter according to applicable object (in Rs. crore and in %)	Remarks, if any
Nil						



Coated



इण्डियन ओवरसीज़ बैंक
INDIAN OVERSEAS BANK

Statement of Deviation /Variation in the use of the proceeds of issue of Listed
Non-Convertible Debt Securities

Deviation could mean:

- Deviation in the objects or purposes for which the funds have been raised.
- Deviation in the amount of funds actually utilized as against what was originally disclosed.

Name of signatory: Raghuram Mallela
Designation: Company Secretary
Date: 29.04.2026

