JINDAL STEEL & POWER

April 3, 2017

The BSE Ltd.
Phiroze Jeejeebhoy Towers
Dalal Street
Mumbai – 400001
Phones: 022 - 2272 3121, 2037, 2041
Fax: 91-22-22721919
corp.relations@bseindia.com
Security Code No. : 532286

The National Stock Exchange of India Ltd.
Exchange Plaza, 5th Floor, C-1, Block G
Bandra – Kurla Complex, Bandra (E)
Mumbai – 400051
Phones: 022 - 2659 8237, 8238, 8347, 8348
Fax No: (022) 26598120
cmlist@nse.co.in
Security Code No. : JINDALSTEL

Subject: Intimation under Regulation 30(6) of the Securities and Exchange Board of India (Listing Obligations and Disclosure Requirements) Regulations, 2015 – Investors Presentation

Dear Sir(s),

Please find attached a copy of updated Investors Presentation – Q3 of FY 2017 for the information of the Stakeholders.

Thanking You.

Sincerely,
For **Jindal Steel & Power Limited**

Murli Manohar Purohit
Company Secretary & Compliance Officer

Jindal Steel & Power Limited
Corporate Office Jindal Centre, 12 Bhikaiji Cama Place, New Delhi 110 066 CIN: L27105HR1979PLC009913
T +91 11 4146 2000 F +91 11 2616 1271 W www.jindalsteelpower.com, E: jsplinfo@jindalsteel.com
Registered Office O. P. Jindal Marg, Hisar, 125 005, Haryana

Jindal Steel and Power Ltd

Investor Presentation

3Q FY17 (Mar' 17)

Table of Contents

S No.	Content	Slides
1	The Company	3-11
2	Focus for FY2016-17	12
3	Overview & Business Segments	13-22
4	Power Business	23-29
5	Global Ventures	30-39
6	Financials & Operational Highlights	40-45
7	Key Initiatives & Projects Update	46-51
8	Facilities at a glance	52-66
9	CSR Initiatives	67-71
10	Rewards & Recognitions	72-74
11	Contact Us	75

Jindal Steel & Power Limited
Building the Nation of Our Dreams

Aerial View of Raigarh Plant

Ownership Structure - O P Jindal Group

O P Jindal Group

- **Jindal Saw** *Mr. P.R. Jindal*
- **JSL Limited** *Mr. Ratan Jindal*
- **JSW Steel/JSW Energy** *Mr. Sajjan Jindal*
- **Jindal Steel & Power (JSPL)** *Mr. Naveen Jindal*

Key Milestones during our journey

1979
- Promoted as Orbit Steel Private Limited (OSPL) by Late Mr. O.P. Jindal.

1998
- After a restructuring exercise in Jindal Strips Limited (JSL), JSL's Raigarh and Raipur units were hived off and merged with JSPL

2001
- Setup a Coal Washery with a 2.5 MTPA capacity for DRI, Raigarh

2005
- Jindal Power Ltd (JPL) became a subsidiary

2008
- 1,000 MW Tamnar I commissioned

2009
- Commissioned 4.5MTPA pellet plant at Barbil

2010
- Acquired 99.99% stake in Shadeed Iron & Steel Co

2012
- Commercial production of India's widest 5.0 meter wide plate mill production at Angul

2014
- 1,200 MW (2*600MW) of Tamnar II commissioned

2015
- Commisioned coal gasification plant, first of its kind and the Angul Integrated Steel Complex
- Commissioned 2.0 MTPA SMS at Shadeed
- Commissioned 4.5MTPA pellet plant at Barbil

JSPL - Formidable Steel & Power player

- Capex cycle completed – on path to achieve multifold earnings growth
- Projects at strategic locations – in proximity to raw materials, end markets and evacuation infrastructure
- A comprehensive diversified long products portfolio with several unique high value added products
- Amongst the lowest cost producers of steel and power in India
- 3,400 MW IPPs set up at extremely competitive project cost

JSPL is at the cusp of turnaround & phenomenal growth ..

- ✓ Profits set to increase with unprecedented increase in volumes
- ✓ Debt reduction to be the key focus with higher cash flows
- ✓ Margins set to expand with
  - ◆ Change in product mix to "Value added" & "Premium" products &
  - ◆ Amortization of costs over higher volumes

Experienced Board Of Directors

Ravi Uppal
MD & Group CEO
- Experience: >36 years
- Qualification: MBA (IIM – A)

Naveen Jindal
Chairman
- Experience: 21 years
- Qualification: MBA (University of Texas)

Shallu Jindal
Non Executive Director

R.V. Shahi
Independent Director
- Experience: >33 years
- Qualification: MBA
- Former Power Secretary

Arun Kumar Purwar
Independent Director
- Experience: >30 years
- Qualification: M.Com
- Former CMD, SBI

Arun Kumar
Independent Director
- Experience: 38 years
- Qualification: MSc

Hardip Singh Wirk
Independent Director
- Experience: >11 years
- Qualification: LLB

Sudershan Kumar Garg
Independent Director
- Experience: 39 years
- Qualification: Bcom & CA

Dinesh Kumar Saraogi
Wholetime Director
- Experience: 32 years
- Qualification: Mechanical Engineering

Rajeev Bhadauria
Whole time director
- Experience: 28
- Qualification: LLB

Deepak Sood
Nominee director

Anjan Barua
Nominee Director

...& Best in Class Management

Anand Goel
Chief Advisor

- Experience: >36 years

Rajesh Bhatia
CFO

- Experience: >25 years

VK Mehta
Director, S&M

- Experience: >36 years)

N.A. Ansari
CEO, Oman

- Experience: >38 years.

Moving Towards Plural Leadership

Strategic Governance Structure

Operational Governance Structure

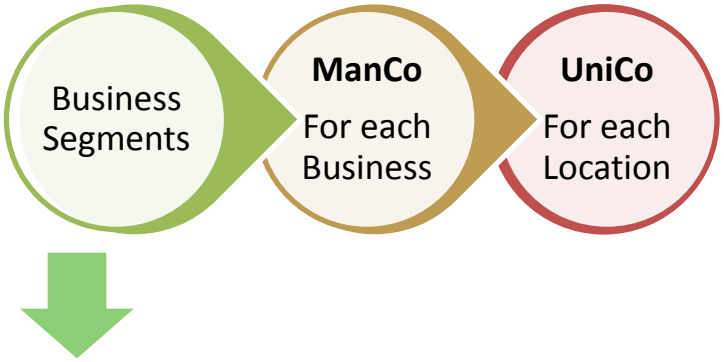

- **Steel & Cement**
- **Power**
- **Mines & Minerals**
- **Global Ventures**
- **Construction Material & Solution**

Implementation of Strategic & Operational Governance Structure

Shareholding of JSPL from FY13

	31-Mar-13	31-Mar-14	31-Mar-15	30-Jun-15	30-Sep-15	31-Dec-15	31-Mar-16	30-Jun-16	30-Sep-16	31-Dec-16
Promoters	59.13%	60.41%	61.29%	61.34%	61.89%	61.89%	61.89%	61.89%	61.89%	61.89%
Institutional Investors	27.45%	26.45%	22.66%	21.91%	19.53%	22.35%	21.08%	21.33%	20.00%	19.39%
Public and other share holding	13.42%	13.14%	16.05%	16.75%	18.58%	15.76%	17.03%	16.77%	18.11%	18.72%
Total	**100.00%**	**100.00%**	**100.00%**	**100.00%**	**100.00%**	**100.00%**	**100.00%**	**100.00%**	**100.00%**	**100.00%**
Number of share holders	1,32,311	1,35,593	1,66,370	1,75,291	1,85,993	1,76,047	1,88,805	1,86,912	1,82,833	184,184

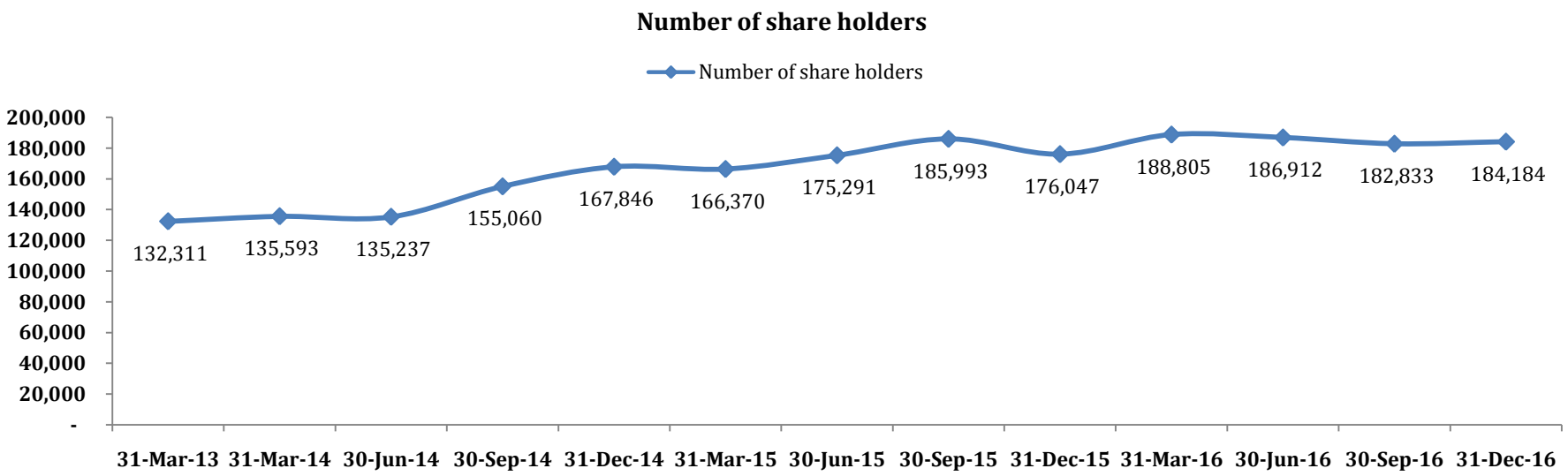

Focus for FY17

Capacity Utilization

- Ensure Full Utilization of Steel Capacity
- Increase Operational efficiency of all processes
- Transition of product mix – More " Value Added" & " Premium" products
- Commission & Commercial production from Rebar mill in Angul
- Optimally utilize power capacities to generate higher operating profits

Financial Prudence

- Cost Savings & Incremental Operating Profits by Completion of Angul Phase IB
- Substantially increase margins in Oman - utilize full Rebar capacity
- Further reduction in Working Capital
- Fixed Cost Reduction

Business Segments

Steel	Power	Mines & Minerals	Global Ventures	Construction Material & Solution

Current Capacities – Domestic & Global

5.1 MTPA Steel*	IPP – 3400 MW** CPP – 1634 MW	3.11 MTPA*	2 MTPA Steel Mines	Cement Road solutions LGS

- *Domestic*

*** 1000 MW Divestment announced*

Integrated Operations with multiple point of sale

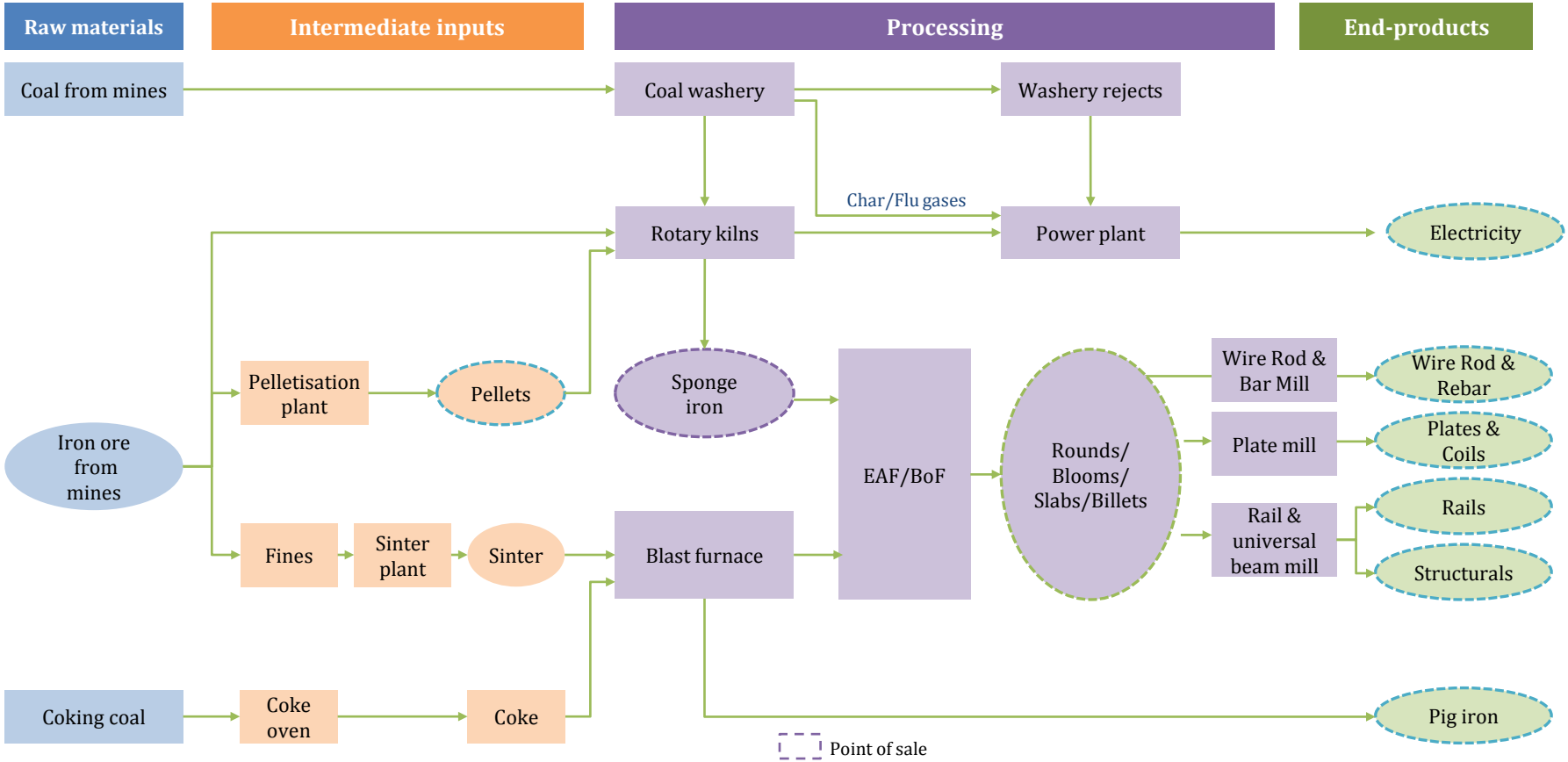

Multiple sale points across steel value chain

Steel Capacities across Life Cycle

Iron Making

(6.75 MTPA)

- DRI 3.12 MTPA
- BF 2.13 MTPA
- HBI 1.50 MTPA

Liquid Steel

(7.10 MTPA)

- SMS 7.10 MTPA

Finished Steel

(6.65 MTPA)

- WRM 0.60 MTPA
- RUBM 0.75 MTPA
- MLSM 0.70 MTPA
- Plate Mill 2.20 MTPA
- BRM 2.4 MTPA

BRM in Angul 1.4 MTPA - Commissioning in FY17 → Effective Finished Steel 7.95 MTPA

Integrated & Diversified operations of scale

Raigarh *(Chhattisgarh)*	Angul *(Odisha)*	Barbil *(Odisha)*	Patratu *(Jharkhand)*	Oman	JPL	Mining
BF 2.125 MTPA	CGP 225,000 Nm3/Hr	Pellet Plant 9 MTPA	WRM 0.60 MTPA	HBI 1.5 MTPA	Tamnar 3400 MW	Iron Ore 3.11 MTPA
DRI 1.32 MTPA	*BF 3.2 MTPA		BRM 1.0 MTPA	SMS 2.0 MTPA		Coal Overseas 6.20 MTPA
SMS 3.6MTPA	DRI 1.8 MTPA			BRM 1.4 MTPA		
Plate Mill 1.00 MTPA	SMS 2.5 MTPA					
RUBM 0.75 MTPA	Plate Mill 1.2 MTPA					
MLSM 0.70 MTPA	*BRM 1.4 MTPA					
CPP 839 MW	SMS 1.5 MTPA					
	CPP 810 MW					

Power | Hot Metal | Liquid Steel | Finished Steel

**To be commissioned*

JSPL Product Range

LONG PRODUCTS

Rail
Track Rail: IRS 52, UIC 60(E1&E2), UIC 54E
Crane Rails: CR 80, CR 100

Parallel Flange Beams & Columns
Sections: UB, UC, NPB, WPB, IPE and HE series.
Size range: 180m to 900mm

Channel
Sizes: 75mm to 400mm

Angles
Sizes: 50mm to 250mm

Wire Rods
Grades: MS, MC & HC, EQ, Boron and other Alloy Steel
Size range: 5.2mm, 5.5mm to 22mm

Jindal Panther TMT Rebars
Grades: 500, 500D, 550, 550D, 600 and CRS
Size range: 6mm to 40mm, 45*, 50*

JSPL Product Range

FLAT PRODUCTS

Plates
Width: 1500mm to 4900mm
Thickness: 5mm to 150mm

Coils
Width: 1500mm to 2500mm
Thickness: 5mm to 25mm

INNOVATIVE PRODUCTS

Fabricated Structures
Sections: H-type Beam, I-type Beams, Box Sections and Star Coulums
Sections: Depth: 350mm - 3000mm, Flange Width: 250mm - 1000mm, Length: 3 to 18 meters

Cut & Bend
Customized and Ready to Use TMT Rebars

Speed Floor
Available Joist Depth: 200mm, 250mm, 300mm, 400mm



Welded Wire Mesh
Width: 1200mm to 3200mm
Length: 2000mm to 6000mm

Special Grade Plates – Angul

- ***Developed steel grades for various critical applications like boilers, ship building, petroleum pipes, high strength grades for automotive and earth movers, structural steel for oil exploration platforms, grades for making warships , ballistic launch applications and bullet proof vehicles, stainless steel low thickness plates for nuclear application***

Value Added Products – help in higher Turnover & EBITDA margins

Cement

Cut & Bend

Welded Mesh

Speed Floor

LGS



EPS Panels

Road Stabilizer

Bricks & Pavers

LWA

Extensive Sales and Distribution Network

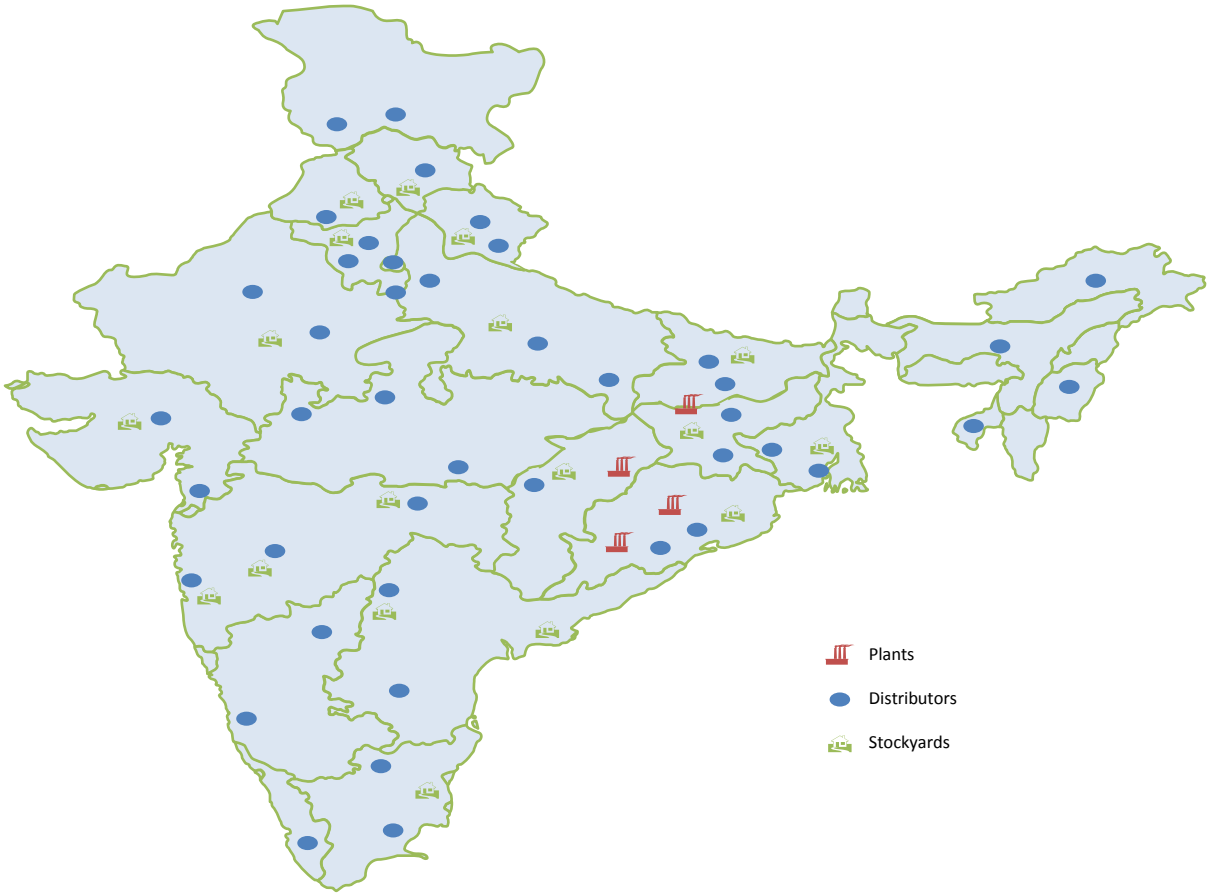

Pan India presence with multiple customer touch points

Steady customer base of marquee corporates

Customer base comprising large public and private sector clients

POWER BUSINESS

Power Capacities at a glance

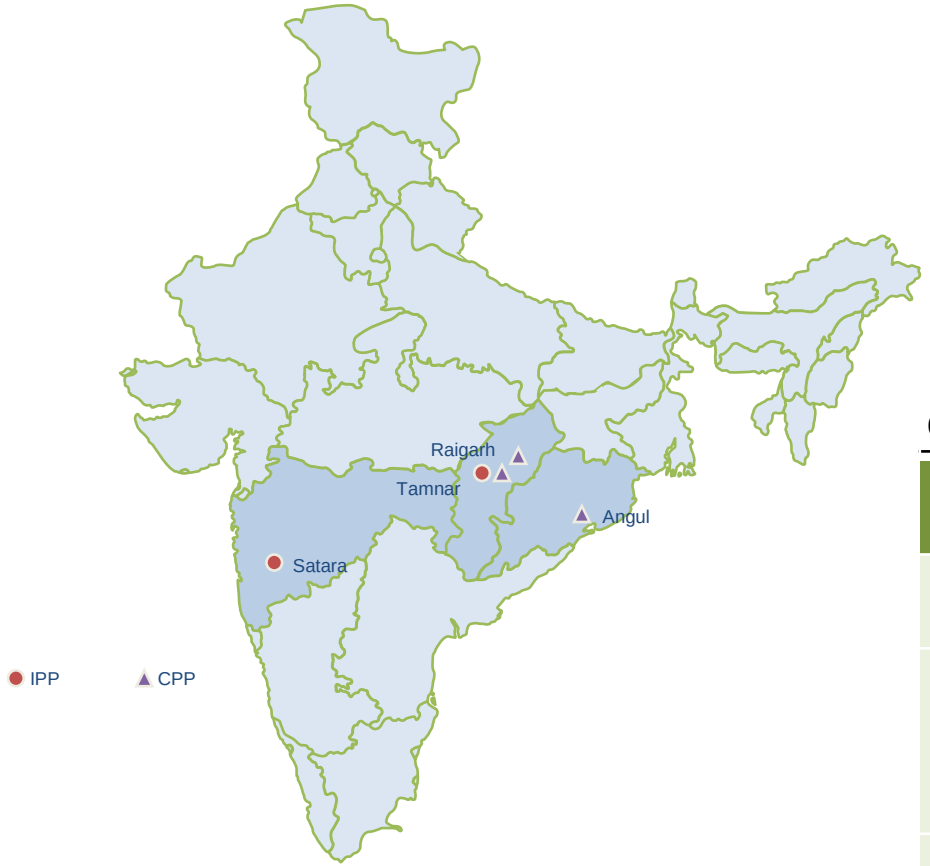

Independent Power Projects (IPP)

Project	Capacity (MW)	Fuel	Configuration	Status
Tamnar 1[(a)]*	1,000	Coal	4x250 MW	Operational
Tamnar 2[(a)]	2,400	Coal	4x600 MW	Operational

*Divestment announced

Captive power projects (within JSPL)

Project	Capacity (MW)	Fuel	Configuration	Status
DCPP, Raigarh	540	Coal	4x135 MW	Operational
JSPL, Raigarh	299	Coal & waste heat	2x25 MW & 40 MW (Waste heat) 2x55 MW 3x25 MW 24 MW	Operational
Angul, Odisha	810	Coal	6 x135 MW	Operational

One of the largest thermal portfolios in India

(a) Within JPL; (b) Within JSPL

IPP - JINDAL POWER LIMITED

EUP -I
1000MW (4 X 250)

EUP -II
1200MW (2 X 600)

EUP -III
1200MW (2 X 600)

Key Contractual Arrangements for JPL

		Tamnar-I, 1,000 MW (EUP I)	Tamnar-II - 1,200 MW (EUP II)	Tamnar-II - 1,200 MW (EUP III)
FSA		▪ Coal sourced through – market purchase and e-auction	▪ Long term linkage from Mahanadi Coal Limited (MCL) and South Eastern Coalfields Limited (SECL)	▪ Market purchase and e-auction
PPA		▪ TNEB – 200 MW ▪ Bilateral/short term/ merchant	▪ TNEB – 400MW ▪ CSEB – 60MW ▪ KSEB – 200MW ▪ KSEB – 150MW	▪ CSEB – 60MW
Evacuation		▪ 258km transmission line from plant to national grid	▪ Open access against PPAs	▪ Open access to be finalised against PPAs

Raw materials, transmission & PPAs in place for achieving higher PLF

(a) Excluding auxiliary consumption

PPA Arrangements

Project	Buyer	Type	Period		Quantum (MW)
			From	To	
Tamnar II (Phase 1)	Tamil Nadu	Long Term	Feb-14	Sep-28	400
Tamnar I		Medium Term	Sep-12	Aug-17	200
Tamnar II (Phase 1)	KSEB	Long Term	Jun-16	May-41	200
Tamnar II (Phase 1)		Long Term	Oct-17	Sep-42	150
Tamnar II (Phase 1)	Chhattisgarh	Long Term	After commercial operation of Unit and for complete life of plant		60
Tamnar II (Phase 2)		Long Term	After commercial operation of Unit and for complete life of plant		60

Over 30% of total capacity tied up *

* Out of 3400 MW (IPP)

JPL Financials

Particulars	Net Sales (US$ mn)	PAT (US$ mn)	Generation (MU)	PLF
Year 2015-16	450	(15)	9,542	59% (EUP1) 28% (EUP 2)
Year 2014-15	482	(26)	10636	93% (EUP 1)
Year 2013-14	367	165	8282	92%
Year 2012-13	375	166	7973	91%
Year 2011-12	454	263	8589	98%

** INR to USD conversion rate: 1 INR = 0.015 USD*

JPL- Snapshot of Key Financials

(Figures in US$ mn)

Particulars	Q3FY17	Q3FY16	Q2FY17	%YoY	%QoQ
Net Sales	127	121	110	+5%	+16%
EBITDA	45	27	27	+66%	+66%
EBITDA %	35%	22%	25%		
Profit/(Loss) Before Tax	-27	-20	-37	-35%	+26%
Profit/(Loss) After Tax	-24	-21	-31	-16%	+21%
Depreciation + Amortization	57	47	53	+23%	+9%
Cash Profit	30	26	16	+20%	+90%
Generation (MU)	2,356	2,580	2,313	-9%	+2%
PLF(%) - 4X250 MW	52%	70%	51%		
PLF(%) – 3X600 MW	30%	26%	30%		

** INR to USD conversion rate: 1 INR = 0.015 USD*

GLOBAL VENTURES

Corporate Office, Jindal Africa

Summary of International Operations

Shadeed, Oman

- 1.5 MT HBI, 2 MT SMS Plant & 1.4 MT Rebar Mill – an Integrated Steel Plant

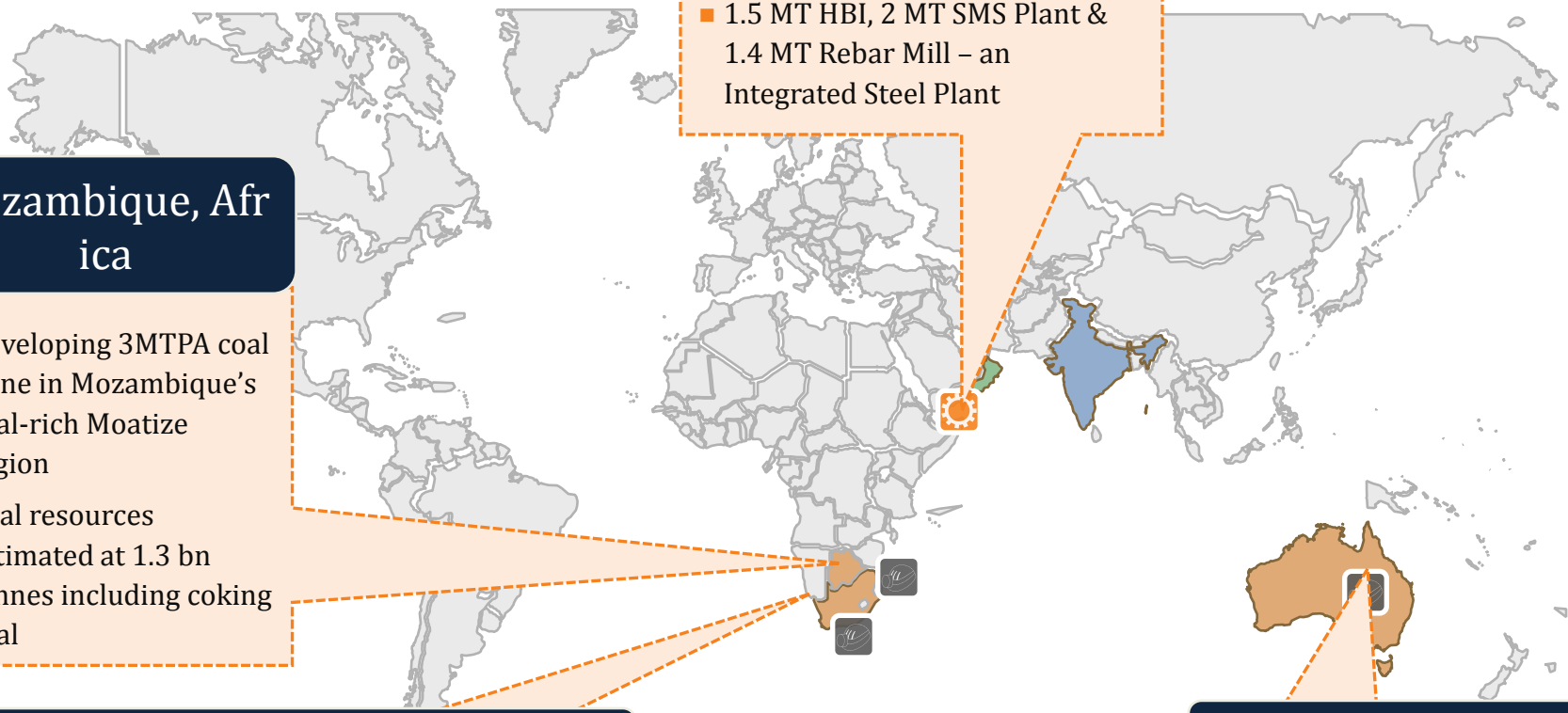

Mozambique, Africa

- Developing 3MTPA coal mine in Mozambique's coal-rich Moatize region
- Coal resources estimated at 1.3 bn tonnes including coking coal

South Africa, Africa

- JSPL's Kiepersol Colliery produces Anthracite coal, sold domestically and internationally Plans to ramp up capacity

Australia

- Acquired 82.04% controlling stake in Wollongong Coal

Holding structure for global operations

Jindal Steel & Power Ltd

Listed Operating Entity in India

Jindal Steel & Power (Mauritius) Ltd

Holding company for overseas business

Oman	Australia	South Africa	Mozambique
2 MTPA Steel plant	Coking Coal	Anthracite Coal	Thermal/ Coking Coal

Jindal Shadeed Iron & Steel, Oman

Marching towards becoming a Fully Integrated Steel Plant

1.5 HBI → **2 MTPA SMS** → **1.4 MTPA Rolling Mill**

Oman - Salient Features

- First & Largest Integrated steel plant of Oman
- Third largest in Arabian Peninsula
- Port based steel plant
- Largest Arc furnace in Arabian Peninsula, with contracted natural gas
- Worlds Best Performing Midrex plant (category 1.5MTPA)
- Products : TMT Rebars, HBI, Blooms & Billets

Sourcing of Raw Materials - Oman Plant

- Iron Ore Pellets from **Vale *(Next door neighbour)***
- Natural Gas from Oman Government through long term contract *(at concessional prices)*
- Scrap from External Purchase

Kiepersol Colliery, South Africa

An Underground Anthracite and Lean Bituminous Coal mine

- **Location:** Piet Retief in Mpumalanga province, South Africa
- **Resources :** Up to 40 MT
- **Reserves:** 22 MT
- **Products :** Anthracite coal
- **Mining Capacity :** Can be expanded to 1.2 MTPA capacity annually

Chirodzi Mine - Mozambique, Africa

Open Cut Coking & Thermal Coal Mine

- **Location:** Chirodzi, Mozambique (105 kms from Tete)
- **Resources :** 2,000 MT
- **Reserves:** 132 MT
- **Products :** Semi Hard coking coal , High Grade Thermal Coal
- **Mining Capacity :** 3 MTPA

Mozambique - Salient Features

Coking Coal Asset

Exploration License over 100 square kms. in Central Kalimantan

Medium to large size deposits of hard coking

Thermal Coal Asset

- Large size deposit of low ash – low sulphur thermal coal for open cast operation
- MoU signed with Bupati Barito to develop road for coal hauling

- Return load for 200,000 MT tonnages secured resulting in decrease of logistics costs
- Infrastructure developed in Moatize for storage and loading of coal into trains

Wollongong Coal Ltd., Australia

Two Mines with Unique unmatched location & strategic advantages

- **Location:** Russell Vale & Wongawilli (Wollongong - 80 kms. South of Sydney)
- **Reserves :** 175 MT
- **Products :** High Quality Coking Coal
- **Mining Capacity :** Targeting 2 MTPA
- **Logistics :** Port Kembla - Less than 20 kms

Australia - Salient Features

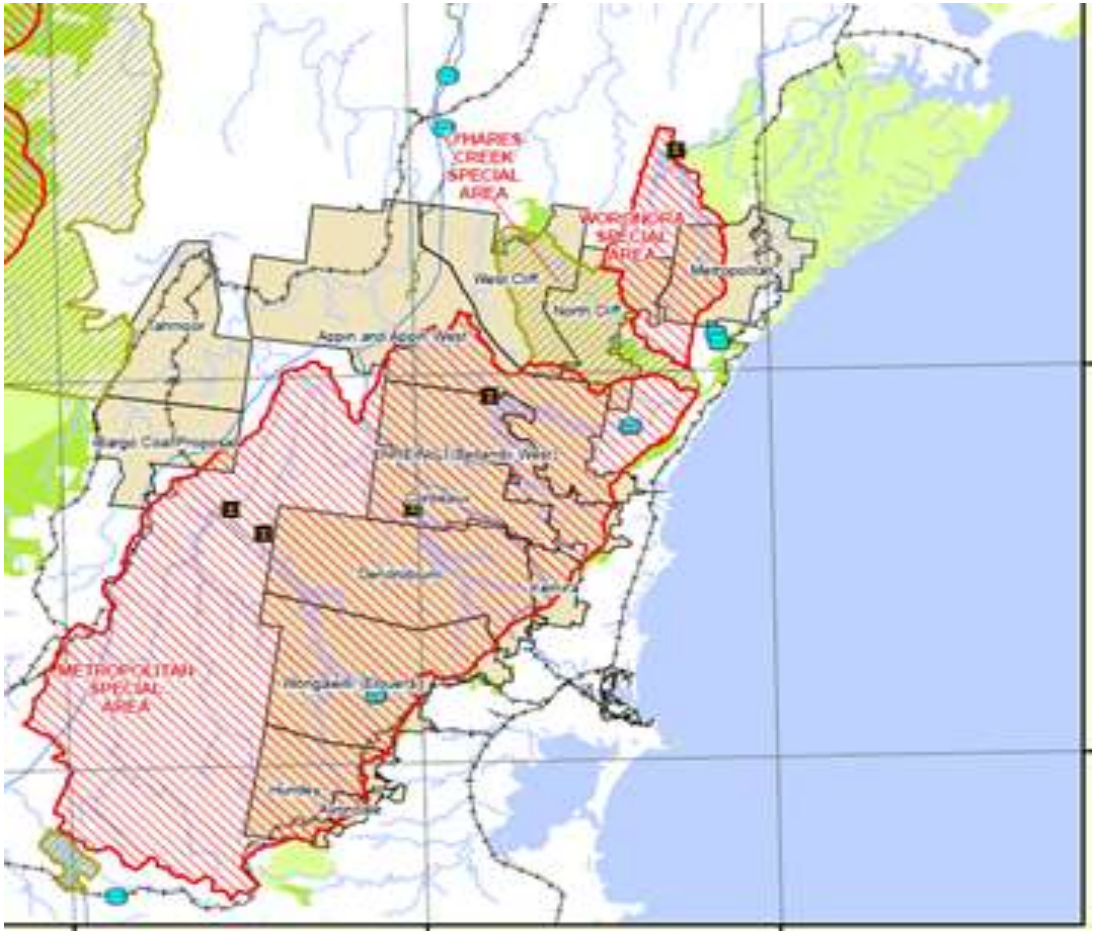

- **Unique Geographic Location**
  - Wollongong (80 kms. South of Sydney)
  - Experienced mining community available
  - Port Kembla: Less than 20 kms with sufficient coal handling and Cape size capacity
  - Easy and reliable connectivity through Rail and Road

Unique unmatched location with significant strategic advantages

Financials
&
Operational Highlights

Consolidated Steel Production

(Figures in Million Tonnes)

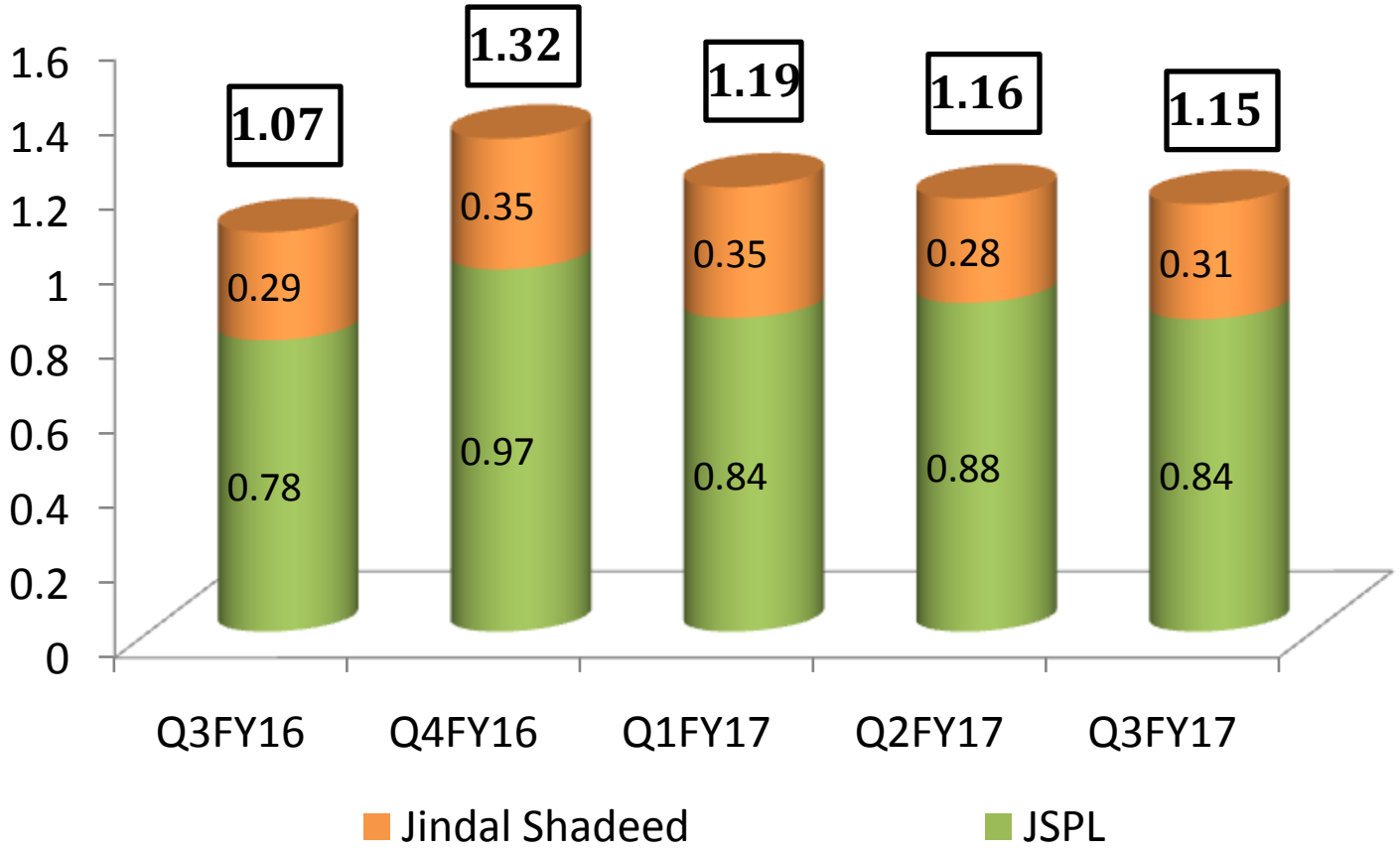

*Quarter on Quarter

Consolidated Steel Sales Volumes

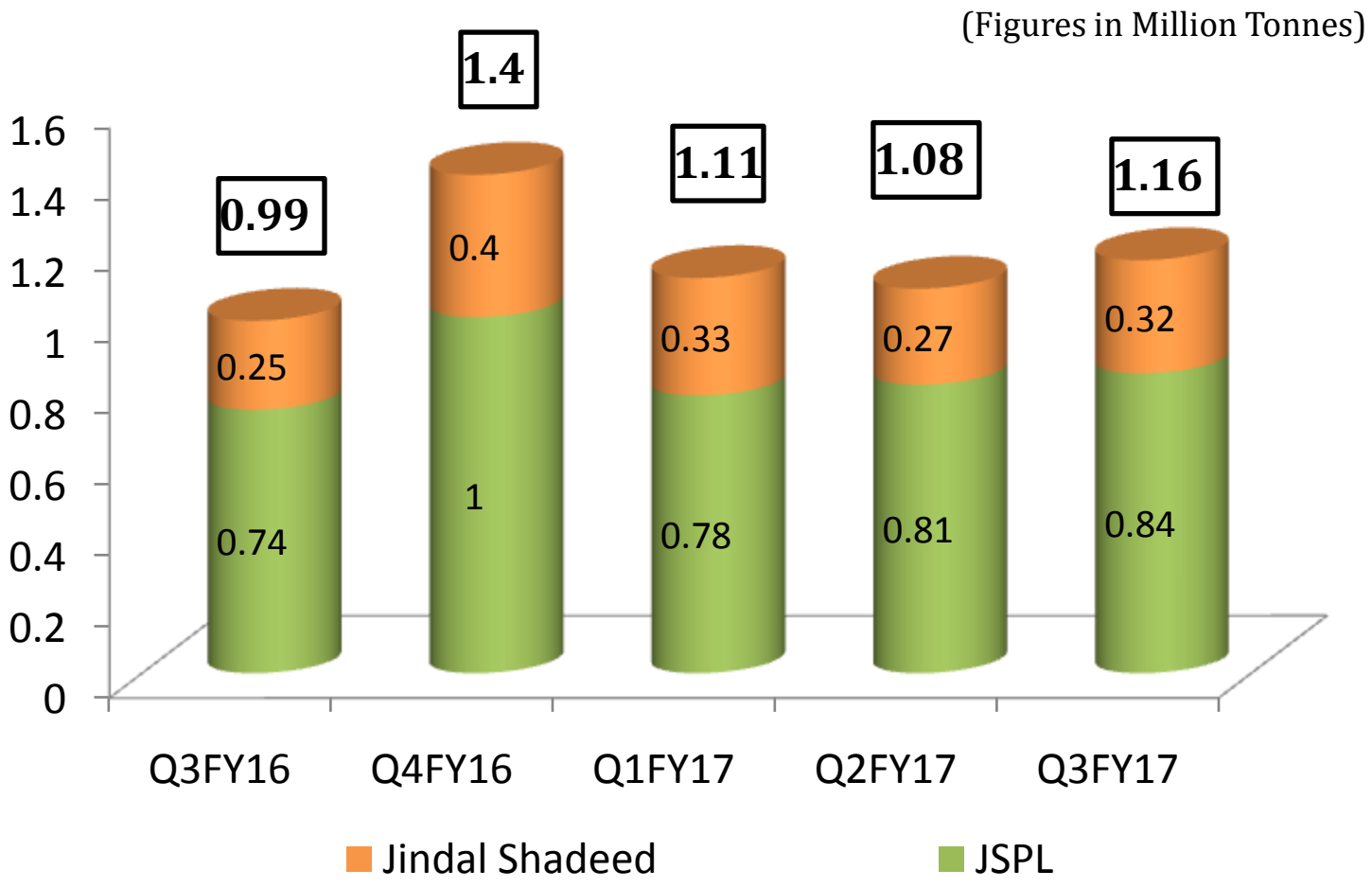

*Quarter on Quarter

Consolidated Financials at a Glance

(Figures in US$ mn)

	FY08	FY09	FY10	FY11	FY12	FY13	FY14	FY15	FY16
INCOME STATEMENT									
Revenue	827	1,629	1,664	1,969	2,739	2,977	2,888	2,929	2,781
EBITDA	336	882	781	955	1035	915	824	852	542
PAT	187	449	543	568	597	435	283	-217	-298
Cash Profit	270	626	710	763	832	686	579	308	36
SIGNIFICANT RATIOS									
EBITDA Margin (%)	41%	54%	47%	48%	38%	31%	29%	29%	20%
Net Profit to Sales (%)	23%	28%	33%	29%	22%	15%	10%	-7%	-11%
EPS (INR/Share)	13.5	32.4	39.1	40.8	42.4	31.1	20.5	-13.9	-20.8

** INR to USD conversion rate: 1 INR = 0.015 USD*

Standalone 3Q FY 17 - Snapshot of Key Financials

(Figures in US$ mn)

Particulars	Q3FY17	Q3FY16	Q2FY17	%YoY	%QoQ
Total Revenue	525	436	467	+21%	+13%
EBITDA	117	63	79	+87%	+48%
EBITDA %	22%	14%	17%		
Depreciation	81	85	78	-5%	+3%
Finance Cost	81	98	98	-18%	-17%
Profit/(Loss) Before Tax	-44	-120	-97	+63%	+54%
Tax	-17	-43	-36		
Profit/(Loss) After Tax	-28	-77	-61	+64%	+54%

Particulars	9MFY17	9MFY16	%YoY
Total Revenue	1,458	1,378	+6%
EBITDA	295	265	+11%
EBITDA %	20%	19%	
Depreciation	232	241	-4%
Finance Cost	268	302	-11%
Profit/(Loss) Before Tax	-205	-274	+25%
Tax	-76	-95	
Profit/(Loss) After Tax	-130	-179	+28%

** INR to USD conversion rate: 1 INR = 0.015 USD*

Consolidated 3Q FY 17 - Snapshot of Key Financials

(Figures in US$ mn)

Particulars	Q3FY17	Q3FY16	Q2FY17	%YoY	%QoQ
Total Revenue	807	647	696	+25%	+16%
EBITDA	190	81	127	+136%	+51%
EBITDA %	24%	12%	18%		
Depreciation	153	149	149	+3%	+3%
Finance Cost	125	120	130	+4%	-4%
Exceptional Items	--	14	0		
Profit/(Loss) Before Tax	-87	-173	-152	+50%	+43%
Tax	-19	-42	-41		
Profit/(Loss) After Tax	-68	-132	-111	+48%	+39%

Particulars	9MFY17	9MFY16	%YoY
Total Revenue	2,203	2,015	+9%
EBITDA	468	384	+22%
EBITDA %	21%	19%	
Depreciation	439	423	+4%
Finance Cost	382	361	+6%
Exceptional Items	-93	-52	
Profit/(Loss) Before Tax	-445	-447	--
Tax	-81	-81	
Profit/(Loss) After Tax	-364	-365	--

** INR to USD conversion rate: 1 INR = 0.015 USD*

Key Initiatives & Project Updates

India's largest Blast Furnace all set to Commission in March

Converted : EAF to NEOF (Zero power furnace), Raigarh

- JSPL has successfully converted one of its Electric Arc Furnace(EAF) to a basic oxygen type furnace.
- Would result in i) lower Thermal coal requirement (as more hot metal produced through Blast Furnace route will be used) ii) power savings and iii) eliminates consumption of Electrodes.
- This will result in substantial saving in our steel making (liquid steel) cost at Raigarh. .

Upgraded : 1.0 MTPA Plate Mill, Raigarh

Commissioned : 1.4 MTPA Rebar Mill, Oman

Construction & Solutions Growth : BKC, Mumbai

Facilities at a glance

Global Presence in attractive markets

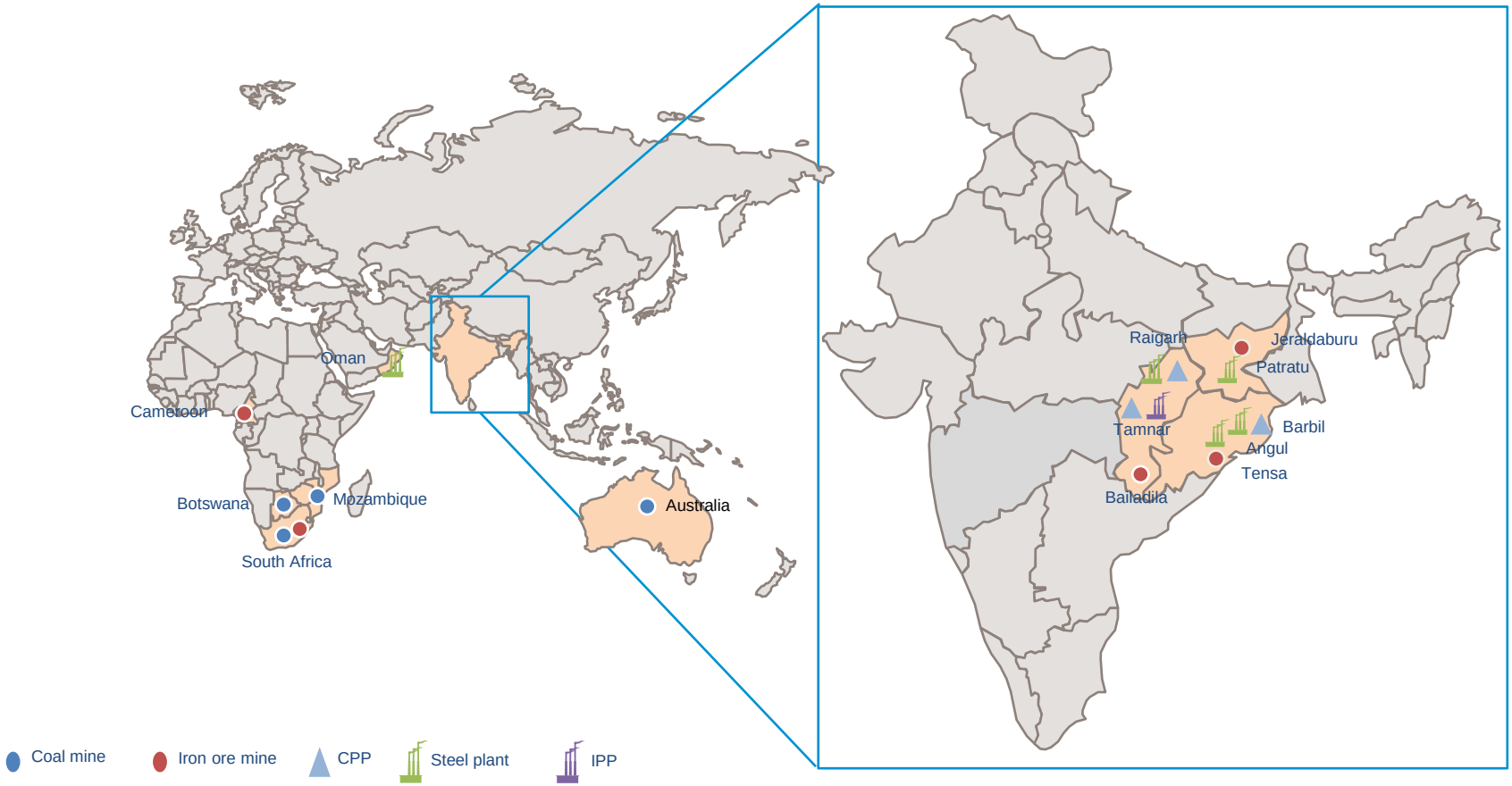

Presence in resource rich regions well connected with evacuation infrastructure

Chhattisgarh State

JSPL, Raigarh

Structural Steel Division, Punjipatra

Heavy Machinery Division, Raipur

Jindal Power Ltd. – 4x600 MW - Tamnar

Odisha State

JSPL, Angul

Pellet Plant, Barbil

Jharkhand State

JSPL, Patratu

Oman

Jindal Shadeed, Oman

Jindal Shadeed, Oman

Making Sustainability A Focus Priority

A Responsible Corporate Citizen

9 PILLARS OF CSR

HEALTH
Establishing multiple charitable clinics, hospitals and providing world-class health facilities to its employees and communities.

INFRASTRUCTURE DEVELOPMENT
Improve quality of life by reducing rural urban divide. Easy access to modern amenities and improve surroundings.

ENVIRONMENT
Protecting the environment through JSPL's policies and practices.

EDUCATION
Capacity building through education and enabling environment for children to evolve as responsible citizens.

LIVESTOCK
Improved animal husbandry practices for improve health status of livestock.

ADMINISTRATIVE EXPENSES

LIVELIHOOD
Development of self-dependency and encouragement for practical skills for individual community and long term prosperity.

SPORTS, ART & CULTURE
Channelizing the energy of the youth towards the development of communities by giving opportunity in various activities.

DOCUMENTATION
MONITORING
EVALUATION
OTHERS

A Responsible Corporate Citizen

Health	Education & Skill development	Infrastructure	Women empowerment	Environment
85,000 Adolescent Girls benefited from our healthcare initiatives	**15,000** Students empowered through quality education	**2,50,000** People provided with safe and clean drinking water	**1,000** Women entrepreneurs developed	**87,000+** Saplings planted
200,000 People benefited from our health initiatives	**24,000+** People provided with vocational training	**10,000** People benefited by 1,000 sanitation facilities	**1,500+** Women benefited by 150+ Self Help Groups through income generation activities	**343** Acres of watershed developed

As of 31st March'2016

Health & Safety Best Practices

SAFETY INDUCTION

ON-THE-JOB SAFETY TRAINING

SAFETY REVIEWS

SAFETY AUDITS / INSPECTIONS

Health & Safety Best Practices

TOOL BOX MEETINGS

SAFETY AWARDS/REWARDS

MEDICAL EXAMINATIONS/ WORLD CLASS PPEs

MOCK DRILLS

Recent Awards & Recognitions

- ***Mr. Naveen Jindal, Chairman, JSPL received the 'Steelie Award 2016'for being the "Industry Communicator of the Year"***
- ***JSPL honoured with the prestigious Odisha INC Award for its innovative CSR activities in Odisha.***
- ***JSPL-Barbil Pellet Plant awarded with most prestigious JIPM award for TPM –Excellence***
  - ***First pellet plant in the world to be conferred with this JIPM award***
- ***Jindal Shadeed won following laurels***
  - ***Prestigious "Sultan Qaboos Award" for Industrial Excellence by the Ministry of Commerce and Industry on February 9, 2016***
  - ***2016 Steel Manufacturing Product Line Strategy Leadership Award, GCC", at GIL 2016: Middle East, Dammam, Saudi Arabia on February 10, 2016***
- ***Jindal Shadeed have received 2 Awards from Midrex***
  - *For the achievement of 5 Million tons of production within 4 years of Operation [2011 – 2014]*
  - *For the achievement of Exceptional annual operational availability for the year 2014 - 98.51%. (Total 3 plants have received the awards out of 72 Midrex DR Plants in the world, and Jindal Shadeed stands number 2.)*
- ***JSPL Raigarh got placed in Limca book of world records' for manufacturing longest 121 meter long single piece track rail***
- ***JPL received "Par Excellence Award for 5'S implementation" by QCFI on 26th Nov'16***
- ***JPL was awarded 2nd rank amid the top 25 'Best in Industry' companies in Dale Carnegie Global Leadership Award***
- ***MRIG TRISHNA (Coal Washery), AGNI (Operation) & AAKASH (Ash Handling Plant) won the prestigious "Par Excellence Award" at NCQC-2016, Raipur***

Award and Accolades for JSPL (2014-15)

- ***National Award for Excellence in Energy Management 2014, CII***
- ***National Award for Innovative Training Practices, ISTD Delhi, 2014***
- ***Dun & Bradstreet – Infra Award 2014 in Power Category***
- ***Chhattisgarh Industrial Health & Safety Award, Govt of Chhattisgarh, 2014***
- ***Award for Innovative HR Practices, Global HR Excellence Awards, 2015***
- ***Best CSR Practice – Education, Think Media Inc., 2014***
- ***Project Excellence Award, Global Symposium, 2014***
- ***Procurement Excellence Award: "Outstanding Leader in Procurement" at the 2nd Annual CPO Forum India & Awards 2014.***
- ***Innovation in Employee Retention Strategies, Greentech Foundation, 2014***
- ***2nd Best in Overall Mining – Mega Mines Group, Annual Safety Fortnight Competitions, 2015***

Other Award and Accolades

2013

International Safety Award with merit 2014 by British Safety Council, UK.
World CSR Congress Award 2013
Greentech CSR Award 2013

2012

Golden Peacock National CSR Award 2012

Ranked No.1 as Wealth Creator in India over a 10- year period (Business World)

Awarded the Dun & Bradstreet- Rolta Corporate Awards 2011

2011

Ranked 3rd in the Metals Category of Business World's India's Most Respected Companies Survey

Received the Forbes Asia's 'Fabulous 50' International Award

Golden Peacock Innovation Management Awards

Greentech Award for 1st Position in Metal & Mining Industries

World HRD Congress CSR Award on women empowerment

Rated the World's 2nd Largest Value Creator by Boston Consulting Group (BCG), based on Total Shareholder Return from 2005-2009, and the largest Value Creator in Mining and Materials category

2010

Received the Forbes Asia's 'Fabulous 50' International Award

Golden Peacock Innovation Management Awards

CSR Excellence Award 2010 by ASSOCHAM for promoting and propagating Corporate Social Responsibility initiatives

Received the CNBC's Most Promising Entrant into the Big League at IBLA

2009

National Energy Conservation Award

Golden Peacock Innovation Award 2009

Winner of 'Shrishti Green Cube Award 2009

SAIL HR Excellence Award 2009

For any information please contact: -

Mr. Nishant Baranwal
Head, Investor Relations
Tel : +91 11 41462198
Mobile:+91 8800690255
Email: - nishant.baranwal@jindalsteel.com

DISCLAIMER

This presentation may contain certain forward looking statements concerning JSPL's future business prospects and business profitability, which are subject to a number of risks and uncertainties and the actual results could materially differ from those in such forward looking statements.

The risks and uncertainties relating to these statements include, but are not limited to, risks and uncertainties regarding fluctuations in earnings, our ability to manage growth, competition (both domestic and international), economic growth in India and the target countries for exports, ability to attract and retain highly skilled professionals, time and cost over runs on contracts, our ability to manage our international operations, government policies and actions with respect to investments, fiscal deficits, regulations, etc., interest and other fiscal costs generally prevailing in the economy. Past performance may not be indicative of future performance. We do not undertake to update our forward-looking statements.

This presentation is not intended, and does not, constitute or form part of any offer, invitation or the solicitation of an offer to purchase, otherwise acquire, subscribe for, sell or otherwise dispose of, any securities in JSPL or any of it's subsidiary undertakings or any other invitation or inducement to engage in investment activities, neither shall this presentation nor the fact of it's distribution form the basis of, or be relied on in connection with, any contract or investment decision. The numbers & the contents in this presentation are purely indicative and subject to change.

THANK YOU