



IndiaMART InterMESH Ltd.
6th floor, Tower 2, Assotech Business Cresterra,
Plot No.22, Sec 135, Noida-201305, U.P.
Call Us: +91 - 9696969696
E: customercare@indiamart.com
Website: www.indiamart.com

April 28, 2023

To,
BSE Limited
(BSE: 542726)

National Stock Exchange of India Limited
(NSE: INDIAMART)

Subject: Audited (Standalone and Consolidated) Financial Statements for the financial year ended March 31, 2023

Dear Sir/Ma'am,

Please find enclosed herewith the copy of Audited (Standalone and Consolidated) Financial Statements of the Company, along with the Auditor's Report thereon, for the financial year ended March 31, 2023.

The Financial Statements along with the Auditor's Report, are also being disseminated on the Company's website at <https://investor.indiamart.com/FinancialResultsStatements.aspx>

Please take the above information on record.

Yours faithfully,
For IndiaMART InterMESH Limited

(Manoj Bhargava)
Group General Counsel,
Company Secretary & Compliance Officer
Membership No: F5164

Encl: As above

B S R & Co. LLP

Chartered Accountants

Building No.10,12th Floor, Tower-C,
DLF Cyber City, Phase-II,
Gurugram – 122 002, India

Telephone: +91 124 719 1000
Fax: +91 124 235 8613

Independent Auditor's Report

To the Members of IndiaMART InterMESH Limited

Report on the Audit of the Consolidated Financial Statements

Opinion

We have audited the consolidated financial statements of IndiaMART InterMESH Limited (hereinafter referred to as the "Holding Company") and its subsidiaries (Holding Company and its subsidiaries together referred to as "the Group"), and its associates, which comprise the consolidated balance sheet as at 31 March 2023, and the consolidated statement of profit and loss (including other comprehensive income), consolidated statement of changes in equity and consolidated statement of cash flows for the year then ended, and notes to the consolidated financial statements, including a summary of significant accounting policies and other explanatory information (hereinafter referred to as "the consolidated financial statements").

In our opinion and to the best of our information and according to the explanations given to us, and based on the consideration of reports of the other auditors on separate financial statements of such subsidiaries the aforesaid consolidated financial statements give the information required by the Companies Act, 2013 ("Act") in the manner so required and give a true and fair view in conformity with the accounting principles generally accepted in India, of the consolidated state of affairs of the Group and its associates as at 31 March 2023, of its consolidated profit and other comprehensive income, consolidated changes in equity and consolidated cash flows for the year then ended.

Basis for Opinion

We conducted our audit in accordance with the Standards on Auditing (SAs) specified under Section 143(10) of the Act. Our responsibilities under those SAs are further described in the *Auditor's Responsibilities for the Audit of the Consolidated Financial Statements* section of our report. We are independent of the Group and its associates in accordance with the ethical requirements that are relevant to our audit of the consolidated financial statements in terms of the Code of Ethics issued by the Institute of Chartered Accountants of India and the relevant provisions of the Act, and we have fulfilled our other ethical responsibilities in accordance with these requirements. We believe that the audit evidence obtained by us along with the consideration of reports of the other auditors referred to in paragraph (a) of the "Other Matters" section below, is sufficient and appropriate to provide a basis for our opinion on the consolidated financial statements.

Key Audit Matters

Key audit matters are those matters that, in our professional judgment and based on the consideration of reports of other auditors on separate financial statements of components audited by them, were of most significance in our audit of the consolidated financial statements of the current period. These matters were addressed in the context of our audit of the consolidated financial statements as a whole, and in forming our opinion thereon, and we do not provide a separate opinion on these matters.

Revenue Recognition - Web Services


See Note 2.3(d) and 19 to the consolidated financial statements

The key audit matter

How the matter was addressed in our audit

The Group generates revenue primarily from

In view of the significance of the matter we applied



Independent Auditor's Report (Continued)

IndiaMART InterMESH Limited

<p>web services and follows a prepaid model for its business.</p> <p>Revenue from web services is recognised over the period of the contract as and when the Group satisfies performance obligations by actually rendering the promised services to its customers.</p> <p>These services are delivered using IT systems which manage very high volume on daily basis and generate reports from which the Group recognises revenue, and hence there is inherent risk around the existence and accuracy of revenue recognition.</p> <p>We have identified revenue recognition from web services as a key audit matter because of the significance of web services revenue to the financial statements and its recognition based on high volume of data generated by internal IT systems.</p>	<p>the following audit procedures in this area, among others to obtain sufficient appropriate audit evidence:</p> <ol style="list-style-type: none"> i. We assessed the appropriateness of the revenue recognition accounting policy and its compliance with applicable accounting standards. ii. We evaluated the design and implementation of key internal financial controls and operating effectiveness of the relevant key controls with respect to existence and accuracy of revenue recognition on selected transactions. iii. We, with the involvement of IT specialists, evaluated the design, implementation and operating effectiveness of management's general IT controls and key application controls over the Group's IT systems which govern revenue recognition, including access controls, controls over program changes and interfaces between different systems. iv. We selected a sample of transactions using statistical sampling and performed tests of details including reading the contract, identifying performance obligation and its link with actual rendition to assess whether the criteria for revenue recognition are met. v. We tested completeness and accuracy of web services revenue and collection from underlying relevant source documents generated by IT systems with accounting system. vi. We assessed the adequacy of disclosures in the consolidated financial statements.
--	---

Accounting for Business Combinations	
See Note 34 to the consolidated financial statements	
The key audit matter	How the matter was addressed in our audit
During the current year, the Group completed two business combinations. Accounting for Business Combinations requires judgement with respect to identification and valuation of intangible assets acquired as part of the	In view of the significance of the matter we applied the following audit procedures in this area, among others to obtain sufficient appropriate audit evidence: <ol style="list-style-type: none"> i. We evaluated the design, implementation




Independent Auditor's Report (Continued)

IndiaMART InterMESH Limited

<p>business combinations. A significant portion of the purchase price has been attributed to identified intangible assets and goodwill. The valuation of identified intangible assets is dependent on cash flow forecasts including future business growth, expected synergies and application of a discount rate, which are inherently subjective.</p>	<p>and operating effectiveness of the internal controls relating to accounting for business combinations and related disclosures in the consolidated financial statements.</p> <ul style="list-style-type: none"> ii. We evaluated if the cash flow forecasts with regard to the valuation of the identified intangible assets are reasonable, considering the historical financial performance, business growth and expected synergies. iii. We along with our valuation specialists, evaluated the reasonableness of the methodology and key assumptions used by the Group and the valuer engaged by the Group to value each intangible asset and goodwill. iv. We re-computed the deferred tax liabilities arising on the acquired intangible assets and verified if the applicable tax rates have been considered. v. We evaluated the adequacy and accuracy of the disclosures in the consolidated financial statements.
---	---

Goodwill Impairment	
See Note 6A to the consolidated financial statements	
The key audit matter	How the matter was addressed in our audit
<p>The Group has recognised goodwill related to the business acquisition of Busy Infotech Private Limited and Livekeeping Technologies Private Limited, amounting to INR 4,122.34 and INR 420.38 respectively, during the year ended 31 March 2023.</p> <p>Goodwill has been allocated to the Busy Infotech Private Limited and Livekeeping Technologies Private Limited cash-generating units (CGUs).</p> <p>The annual impairment testing of goodwill is considered to be a key audit matter due to the complexity of the accounting requirements and the significant judgement required in determining the assumptions to be used to estimate the recoverable amount. The recoverable amount of the CGUs, which is</p>	<p>In view of the significance of the matter we applied the following audit procedures in this area, among others to obtain sufficient appropriate audit evidence:</p> <ul style="list-style-type: none"> i. We evaluated the design and implementation and also tested the operating effectiveness of key internal financial controls implemented by the Group in relation to impairment testing of goodwill. ii. We evaluated the Group's valuation methodology applied in determining the recoverable amount of CGUs in accordance with applicable Ind AS. Further, we also assessed the objectivity and independence of the specialists involved in the process. iii. We evaluated the appropriateness of assumptions applied to key inputs of the cash flow forecasts including expected




Independent Auditor's Report (Continued)

IndiaMART InterMESH Limited

<p>based on the higher of the value in use or fair value less costs to sell, has been derived from discounted forecast cash flow model. The model uses several key assumptions, including estimates of future revenue, operating costs, terminal value growth rate and the weighted-average cost of capital (discount rate).</p>	<p>revenue growth rates, terminal growth rate and discount rate.</p> <ul style="list-style-type: none"> iv. We engaged valuation specialists to assess the appropriateness of valuation methodology used and key inputs such as Weighted Average Cost of Capital (WACC) rate, terminal growth rate and terminal value for the determination of the recoverable amount of each CGU. Further, we also compared the recoverable amount determined above with the carrying value of CGU. v. We performed our own sensitivity analysis, which included assessing the effect of reasonably possible reductions in growth rates and forecast cash flows to evaluate the impact on the currently estimated headroom for the Busy Infotech Private Limited and Livekeeping Technologies Private Limited CGUs. vi. We tested the arithmetical accuracy of the models. vii. We evaluated the adequacy of disclosures in the consolidated financial statements, including disclosures of key assumptions, judgements and sensitivities.
--	---

Valuation of investments in associates and other entities	
See Note 7 and 8 to the consolidated financial statements	
The key audit matter	How the matter was addressed in our audit
<p>The Group has significant investments in associates and other entities amounting to INR 2,906.48 Million and INR 2,210.52 Million respectively, as at 31 March 2023.</p> <p>Management keeps track of all investments in reference to their financial performance. In addition, management also performs:</p> <ul style="list-style-type: none"> i. Review of indicators of impairment (if any) on investments in associates at regular intervals and performs impairment testing if any indicators are noted. ii. Fair valuation of investments in other entities which are measured at fair 	<p>In view of the significance of the matter, we applied the following audit procedures in this area, among others to obtain sufficient appropriate audit evidence:</p> <ul style="list-style-type: none"> i. We evaluated the design and implementation and also tested the operating effectiveness of key internal financial controls implemented by the Group in relation to valuation of investments in associates and other entities. ii. We evaluated the Group's valuation methodology applied in determining the fair value ("recoverable amount") in accordance with relevant applicable Ind AS. Further, we also assessed the objectivity and



Independent Auditor's Report (Continued)

IndiaMART InterMESH Limited

<p>value through profit and loss ("FVTPL").</p> <p>Significant judgements are involved to determine the key assumptions used for the purpose of impairment testing/ fair valuation, such as revenue growth, discount rates, etc. The aforesaid activity of impairment testing/ fair valuation is highly dependent on the assumptions and other inputs considered to carry out such activity.</p> <p>We have identified valuation of investments in associates and other entities as a key audit matter because of the complexity involved in determination of key assumptions and judgements for the purpose of impairment testing/ fair valuation of respective investments.</p>	<p>independence of the specialists involved in the valuation process.</p> <p>iii. We evaluated the appropriateness of assumptions around the key drivers of the cash flow forecasts such as revenue growth rates and terminal growth rate.</p> <p>iv. We also assessed the valuation methodology for recent market transactions and key assumptions adopted in the cash flow forecasts considering current economic scenario, including retrospective reviews to prior year's forecasts against actual results.</p> <p>v. We engaged valuation specialists to assess the appropriateness of valuation methodology and market driven assumptions used for assessment of the valuation of investments.</p> <p>vi. We tested the arithmetical accuracy of the models.</p> <p>vii. We assessed the adequacy of disclosures in the consolidated financial statements, including disclosures of key assumptions, judgments and sensitivities.</p>
---	---

Other Information


The Holding Company's Management and Board of Directors are responsible for the other information. The other information comprises the information included in the Holding Company's annual report, but does not include the financial statements and auditor's report thereon.

Our opinion on the consolidated financial statements does not cover the other information and we do not express any form of assurance conclusion thereon.

In connection with our audit of the consolidated financial statements, our responsibility is to read the other information and, in doing so, consider whether the other information is materially inconsistent with the consolidated financial statements or our knowledge obtained in the audit or otherwise appears to be materially misstated. If, based on the work we have performed and based on the work done/audit report of other auditors, we conclude that there is a material misstatement of this other information, we are required to report that fact. We have nothing to report in this regard.

Management's and Board of Directors' Responsibilities for the Consolidated Financial Statements

The Holding Company's Management and Board of Directors are responsible for the preparation and presentation of these consolidated financial statements in term of the requirements of the Act that give a true and fair view of the consolidated state of affairs, consolidated profit/ loss and other comprehensive income, consolidated statement of changes in equity and consolidated cash flows of the Group including its associates in accordance with the accounting principles generally accepted in India, including the Indian Accounting Standards (Ind AS) specified under Section 133 of the Act. The respective Management



Independent Auditor's Report (Continued)

IndiaMART InterMESH Limited

and Board of Directors of the companies included in the Group and of its associates are responsible for maintenance of adequate accounting records in accordance with the provisions of the Act for safeguarding the assets of each company and for preventing and detecting frauds and other irregularities; the selection and application of appropriate accounting policies; making judgments and estimates that are reasonable and prudent; and the design, implementation and maintenance of adequate internal financial controls, that were operating effectively for ensuring the accuracy and completeness of the accounting records, relevant to the preparation and presentation of the consolidated financial statements that give a true and fair view and are free from material misstatement, whether due to fraud or error, which have been used for the purpose of preparation of the consolidated financial statements by the Management and Board of Directors of the Holding Company, as aforesaid.

In preparing the consolidated financial statements, the respective Management and Board of Directors of the companies included in the Group and of its associates are responsible for assessing the ability of each company to continue as a going concern, disclosing, as applicable, matters related to going concern and using the going concern basis of accounting unless the respective Board of Directors either intends to liquidate the Company or to cease operations, or has no realistic alternative but to do so.

The respective Board of Directors of the companies included in the Group and of its associates are responsible for overseeing the financial reporting process of each company.

Auditor's Responsibilities for the Audit of the Consolidated Financial Statements

Our objectives are to obtain reasonable assurance about whether the consolidated financial statements as a whole are free from material misstatement, whether due to fraud or error, and to issue an auditor's report that includes our opinion. Reasonable assurance is a high level of assurance, but is not a guarantee that an audit conducted in accordance with SAs will always detect a material misstatement when it exists. Misstatements can arise from fraud or error and are considered material if, individually or in the aggregate, they could reasonably be expected to influence the economic decisions of users taken on the basis of these consolidated financial statements.

As part of an audit in accordance with SAs, we exercise professional judgment and maintain professional skepticism throughout the audit. We also:

- Identify and assess the risks of material misstatement of the consolidated financial statements, whether due to fraud or error, design and perform audit procedures responsive to those risks, and obtain audit evidence that is sufficient and appropriate to provide a basis for our opinion. The risk of not detecting a material misstatement resulting from fraud is higher than for one resulting from error, as fraud may involve collusion, forgery, intentional omissions, misrepresentations, or the override of internal control.
- Obtain an understanding of internal control relevant to the audit in order to design audit procedures that are appropriate in the circumstances. Under Section 143(3)(i) of the Act, we are also responsible for expressing our opinion on whether the company has adequate internal financial controls with reference to financial statements in place and the operating effectiveness of such controls.
- Evaluate the appropriateness of accounting policies used and the reasonableness of accounting estimates and related disclosures made by the Management and Board of Directors.
- Conclude on the appropriateness of the Management and Board of Directors use of the going concern basis of accounting in preparation of consolidated financial statements and, based on the audit evidence obtained, whether a material uncertainty exists related to events or conditions that may cast significant doubt on the appropriateness of this assumption. If we conclude that a material uncertainty exists, we are required to draw attention in our auditor's report to the related disclosures in the consolidated financial statements or, if such disclosures are inadequate, to modify our opinion. Our conclusions are based on the audit evidence obtained up to the date of our auditor's report. However, future events or conditions may cause the Group and its associates to cease to continue as a going concern.
- Evaluate the overall presentation, structure and content of the consolidated financial statements, including the disclosures, and whether the consolidated financial statements represent the underlying



Independent Auditor's Report (Continued)

IndiaMART InterMESH Limited

transactions and events in a manner that achieves fair presentation.

- Obtain sufficient appropriate audit evidence regarding the financial statements of such entities or business activities within the Group and its associates to express an opinion on the consolidated financial statements. We are responsible for the direction, supervision and performance of the audit of the financial statements of such entities included in the consolidated financial statements of which we are the independent auditors. For the other entities included in the consolidated financial statements, which have been audited by other auditors, such other auditors remain responsible for the direction, supervision and performance of the audits carried out by them. We remain solely responsible for our audit opinion. Our responsibilities in this regard are further described in paragraph (a) of the section titled "Other Matters" in this audit report.

We communicate with those charged with governance of the Holding Company and such other entity included in the consolidated financial statements of which we are the independent auditors regarding, among other matters, the planned scope and timing of the audit and significant audit findings, including any significant deficiencies in internal control that we identify during our audit.

We also provide those charged with governance with a statement that we have complied with relevant ethical requirements regarding independence, and to communicate with them all relationships and other matters that may reasonably be thought to bear on our independence, and where applicable, related safeguards.

From the matters communicated with those charged with governance, we determine those matters that were of most significance in the audit of the consolidated financial statements of the current period and are therefore the key audit matters. We describe these matters in our auditor's report unless law or regulation precludes public disclosure about the matter or when, in extremely rare circumstances, we determine that a matter should not be communicated in our report because the adverse consequences of doing so would reasonably be expected to outweigh the public interest benefits of such communication.

Other Matters

- a. We did not audit the financial statements of four subsidiaries, whose financial statements reflects total assets (before consolidation adjustments) of INR 1,635.91 Million as at 31 March 2023, total revenues (before consolidation adjustments) of INR 39.31 Million and net cash outflows (before consolidation adjustments) amounting to INR 12.04 Million for the year ended on that date, as considered in the consolidated financial statements. We also did not audit the financial statements of one subsidiary (including its subsidiary), whose financial statements reflects total assets (before consolidation adjustments) of INR 327.79 Million as at 31 March 2023, total revenues (before consolidation adjustments) of INR 0.68 Million and net cash outflows (before consolidation adjustments) amounting to INR 344.23 Million for the period from 1 June 2022 to 31 March 2023, on that date, as considered in the consolidated financial statements. These financial statements have been audited by other auditors whose reports have been furnished to us by the Management and our opinion on the consolidated financial statements, in so far as it relates to the amounts and disclosures included in respect of these/ subsidiaries, and our report in terms of sub-section (3) of Section 143 of the Act, in so far as it relates to the aforesaid subsidiaries is based solely on the reports of the other auditors.

Our opinion on the consolidated financial statements, and our report on Other Legal and Regulatory Requirements below, is not modified in respect of this matter with respect to our reliance on the work done and the reports of the other auditors.



Independent Auditor's Report (Continued)

IndiaMART InterMESH Limited

- b. The consolidated financial statements include the Group's share of net loss (and other comprehensive income) of INR 370.44 Million for the year ended 31 March 2023, as considered in the consolidated financial statements, in respect of seven associates, whose financial information have not been audited either by us or by other auditors. The consolidated financial statements also include the Group's share of net profit (and other comprehensive income) of INR Nil for the period from 1 April 2022 to 16 March 2023 and the Group's share of net loss (and other comprehensive income) of INR 9.54 Million for the period from 3 November 2022 to 31 March 2023, as considered in the consolidated financial statements, in respect of two associates, whose financial information have not been audited either by us or by other auditors. These unaudited financial information have been furnished to us by the Management and our opinion on the consolidated financial statements, in so far as it relates to the amounts and disclosures included in respect of these associates, and our report in terms of sub-section (3) of Section 143 of the Act in so far as it relates to the aforesaid associates, is based solely on such unaudited financial information. In our opinion and according to the information and explanations given to us by the Management, these financial information are not material to the Group.

Our opinion on the consolidated financial statements, and our report on Other Legal and Regulatory Requirements below, is not modified in respect of this matter with respect to the financial information certified by the Management.

Report on Other Legal and Regulatory Requirements

1. As required by the Companies (Auditor's Report) Order, 2020 ("the Order") issued by the Central Government of India in terms of Section 143(11) of the Act, we give in the "Annexure A" a statement on the matters specified in paragraphs 3 and 4 of the Order, to the extent applicable.
- 2 A. As required by Section 143(3) of the Act, based on our audit and on the consideration of reports of the other auditors on separate financial statements of such subsidiaries, as were audited by other auditors, as noted in the "Other Matters" paragraph, we report, to the extent applicable, that:
 - a. We have sought and obtained all the information and explanations which to the best of our knowledge and belief were necessary for the purposes of our audit of the aforesaid consolidated financial statements.
 - b. In our opinion, proper books of account as required by law relating to preparation of the aforesaid consolidated financial statements have been kept so far as it appears from our examination of those books and the reports of the other auditors.
 - c. The consolidated balance sheet, the consolidated statement of profit and loss (including other comprehensive income), the consolidated statement of changes in equity and the consolidated statement of cash flows dealt with by this Report are in agreement with the relevant books of account maintained for the purpose of preparation of the consolidated financial statements.
 - d. In our opinion, the aforesaid consolidated financial statements comply with the Ind AS specified under Section 133 of the Act.
 - e. On the basis of the written representations received from the directors of the Holding Company as on 31 March 2023 taken on record by the Board of Directors of the Holding Company and the reports of the statutory auditors of its subsidiary companies incorporated in India, and on the basis of written representations received by the management from directors of its eight associate companies incorporated in India, none of the directors of the Group companies and its associate companies, incorporated in India is disqualified as on 31 March 2023 from being appointed as a director in terms of Section 164(2) of the Act.
 - f. With respect to the adequacy of the internal financial controls with reference to financial statements of the Holding Company and its subsidiary companies incorporated in India and the operating effectiveness of such controls, refer to our separate Report in "Annexure B". Further, the associate companies incorporated in India have been exempted from the requirement of its



Independent Auditor's Report (Continued)

IndiaMART InterMESH Limited

auditor reporting on whether the company has adequate internal financial control system in place and the operating effectiveness of such controls.

B. With respect to the other matters to be included in the Auditor's Report in accordance with Rule 11 of the Companies (Audit and Auditors) Rules, 2014, in our opinion and to the best of our information and according to the explanations given to us and based on the consideration of the reports of the other auditors on separate financial statements of the subsidiaries, as noted in the "Other Matters" paragraph:

- a. The consolidated financial statements disclose the impact of pending litigations as at 31 March 2023 on the consolidated financial position of the Group and its associates. Refer income tax liabilities disclosed in the balance sheet along with Note 26 and Note 37 to the consolidated financial statements.
- b. The Group and its associates did not have any material foreseeable losses on long-term contracts including derivative contracts during the year ended 31 March 2023.
- c. There are no amounts which are required to be transferred to the Investor Education and Protection Fund by the Holding Company or its subsidiary companies and associate companies during the year ended 31 March 2023.
- d (i) The management of the Holding Company and its subsidiary companies incorporated in India whose financial statements have been audited under the Act have represented to us and the other auditors of such subsidiary companies respectively that, to the best of their knowledge and belief, other than as disclosed in the Note 12(2) to the consolidated financial statements, no funds have been advanced or loaned or invested (either from borrowed funds or share premium or any other sources or kind of funds) by the Holding Company and its subsidiary companies and associate companies incorporated in India to or in any other person(s) or entity(ies), including foreign entities ("Intermediaries"), with the understanding, whether recorded in writing or otherwise, that the Intermediary shall directly or indirectly lend or invest in other persons or entities identified in any manner whatsoever by or on behalf of the Holding Company and its subsidiary companies and associate companies incorporated in India ("Ultimate Beneficiaries") or provide any guarantee, security or the like on behalf of the Ultimate Beneficiaries.
- (ii) The management of the Holding Company and its subsidiary companies incorporated in India whose financial statements have been audited under the Act have represented to us and the other auditors of such subsidiary companies respectively that, to the best of their knowledge and belief, as disclosed in the Note 12(2) to the consolidated financial statements, no funds have been received by the Holding Company and its subsidiary companies and associate companies incorporated in India from any person(s) or entity(ies), including foreign entities ("Funding Parties"), with the understanding, whether recorded in writing or otherwise, that the Holding Company and its subsidiary companies and associate companies incorporated in India shall directly or indirectly, lend or invest in other persons or entities identified in any manner whatsoever by or on behalf of the Funding Parties ("Ultimate Beneficiaries") or provide any guarantee, security or the like on behalf of the Ultimate Beneficiaries.
- (iii) Based on the audit procedures performed that have been considered reasonable and appropriate in the circumstances, nothing has come to our notice that has caused us to believe that the representations under sub-clause (i) and (ii) of Rule 11(e), as provided under (i) and (ii) above, contain any material misstatement.
- e. The final dividend paid by the Holding Company during the year, in respect of the previous year ended 31 March 2022, is in accordance with Section 123 of the Act to the extent it applies to payment of dividend. As stated in Note 40 to the consolidated financial statements, the Board of Directors of the Holding Company have proposed final dividend for the year which is subject to the approval of the members at the ensuing Annual General Meeting. The dividend declared is in accordance with Section 123 of the Act to the extent it applies to declaration of dividend
- f. As proviso to rule 3(1) of the Companies (Accounts) Rules, 2014 is applicable for the Holding



Independent Auditor's Report (Continued)

IndiaMART InterMESH Limited

Company and its subsidiary companies and associate companies incorporated in India only with effect from 1 April 2023, reporting under Rule 11(g) of the Companies (Audit and Auditors) Rules, 2014 is not applicable.

- C. With respect to the matter to be included in the Auditor's Report under Section 197(16) of the Act:

In our opinion and according to the information and explanations given to us and based on the reports of the statutory auditors of such subsidiary companies incorporated in India which were not audited by us, the remuneration paid during the current year by the Holding Company and its subsidiary companies to its directors is in accordance with the provisions of Section 197 of the Act. The associate companies are private limited companies and accordingly the requirements as stipulated by the provisions of section 197(16) are not applicable to the associate companies. The remuneration paid to any director by the Holding Company and its subsidiary companies is not in excess of the limit laid down under Section 197 of the Act. The Ministry of Corporate Affairs has not prescribed other details under Section 197(16) of the Act which are required to be commented upon by us.

For **B S R & Co. LLP**

Chartered Accountants

Firm's Registration No.:101248W/W-100022

Kanika

Kanika Kohli

Partner

Place: Gurugram

Date: 28 April 2023

Membership No.: 511565

ICAI UDIN:23511565BGYGH04272

Annexure A to the Independent Auditor's Report on the Consolidated Financial Statements of IndiaMART InterMESH Limited for the year ended 31 March 2023

(Referred to in paragraph 1 under 'Report on Other Legal and Regulatory Requirements' section of our report of even date)

(xxi) In our opinion and according to the information and explanations given to us, there are no qualifications or adverse remarks by the respective auditors in the Companies (Auditor's Report) Order, 2020 reports of the Holding company and subsidiary companies, included in the consolidated financial statements.

The above does not include comments, if any, in respect of the following entities as the CARO report relating to them has not been issued by its auditor till the date of principal auditor's report.

Name of the entities	CIN	Subsidiary/ JV/ Associate
Shipway Technology Private Limited	U72300HR2015PTC056319	Associate
Truckhall Private Limited	U60221WB2016PTC217183	Associate
Agillos E-Commerce Private Limited	U52300KA2016PTC092938	Associate
Edgewise Technologies Private Limited	U72200KA2015PTC078474	Associate
IB MonotaRO Private Limited	U52609DL2020PTC366962	Associate
Simply Vyapar Apps Private Limited	U74110KA2018PTC110858	Associate
Adansa Solutions Private Limited	U74999WB1973PTC028813	Associate
Mobisy Technologies Private Limited	U72900KA2008PTC045157	Associate



Annexure A to the Independent Auditor's Report on the Consolidated Financial Statements of IndiaMART InterMESH Limited for the year ended 31 March 2023 (Continued)

According to the information and explanations given to us, in respect of one associate company incorporated in India, CARO is not applicable:

Name of the entity	CIN	Subsidiary/ JV/ Associate
Ten Times Online Private Limited (till 16 March 2023)	U72300DL2014PTC265480	Associate

For **B S R & Co. LLP**

Chartered Accountants

Firm's Registration No.:101248W/W-100022

Kanika

Kanika Kohli

Partner

Place: Gurugram

Date: 28 April 2023

Membership No.: 511565

ICAI UDIN:23511565BGYGHO4272

Annexure B to the Independent Auditor's Report on the consolidated financial statements of IndiaMART InterMESH Limited for the year ended 31 March 2023

Report on the internal financial controls with reference to the aforesaid consolidated financial statements under Clause (i) of Sub-section 3 of Section 143 of the Act

(Referred to in paragraph 2(A)(f) under 'Report on Other Legal and Regulatory Requirements' section of our report of even date)

Opinion

In conjunction with our audit of the consolidated financial statements of IndiaMART InterMESH Limited (hereinafter referred to as "the Holding Company") as of and for the year ended 31 March 2023, we have audited the internal financial controls with reference to financial statements of the Holding Company and such companies incorporated in India under the Act which are its subsidiary companies, as of that date.

In our opinion and based on the consideration of reports of the other auditors on internal financial controls with reference to financial statements of subsidiary companies, as were audited by the other auditors, the Holding Company and such companies incorporated in India which are its subsidiary companies, have, in all material respects, adequate internal financial controls with reference to financial statements and such internal financial controls were operating effectively as at 31 March 2023, based on the internal financial controls with reference to financial statements criteria established by such companies considering the essential components of such internal controls stated in the Guidance Note on Audit of Internal Financial Controls Over Financial Reporting issued by the Institute of Chartered Accountants of India (the "Guidance Note").

Management's and Board of Directors' Responsibilities for Internal Financial Controls


The respective Company's Management and the Board of Directors are responsible for establishing and maintaining internal financial controls based on the internal financial controls with reference to financial statements criteria established by the respective company considering the essential components of internal control stated in the Guidance Note. These responsibilities include the design, implementation and maintenance of adequate internal financial controls that were operating effectively for ensuring the orderly and efficient conduct of its business, including adherence to the respective company's policies, the safeguarding of its assets, the prevention and detection of frauds and errors, the accuracy and completeness of the accounting records, and the timely preparation of reliable financial information, as required under the Act.

Auditor's Responsibility

Our responsibility is to express an opinion on the internal financial controls with reference to financial statements based on our audit. We conducted our audit in accordance with the Guidance Note and the Standards on Auditing, prescribed under Section 143(10) of the Act, to the extent applicable to an audit of internal financial controls with reference to financial statements. Those Standards and the Guidance Note require that we comply with ethical requirements and plan and perform the audit to obtain reasonable assurance about whether adequate internal financial controls with reference to financial statements were established and maintained and if such controls operated effectively in all material respects.

Our audit involves performing procedures to obtain audit evidence about the adequacy of the internal financial controls with reference to financial statements and their operating effectiveness. Our audit of internal financial controls with reference to financial statements included obtaining an understanding of internal financial controls with reference to financial statements, assessing the risk that a material weakness exists, and testing and evaluating the design and operating effectiveness of internal control based on the assessed risk. The procedures selected depend on the auditor's judgement, including the assessment of the risks of material misstatement of the consolidated financial statements, whether due to fraud or error.

We believe that the audit evidence we have obtained and the audit evidence obtained by the other auditors



Annexure B to the Independent Auditor's Report on the consolidated financial statements of IndiaMART InterMESH Limited for the year ended 31 March 2023 (Continued)

of the relevant subsidiary companies in terms of their reports referred to in the Other Matters paragraph below, is sufficient and appropriate to provide a basis for our audit opinion on the internal financial controls with reference to financial statements.

Meaning of Internal Financial Controls with Reference to Financial Statements

A company's internal financial controls with reference to financial statements is a process designed to provide reasonable assurance regarding the reliability of financial reporting and the preparation of consolidated financial statements for external purposes in accordance with generally accepted accounting principles. A company's internal financial controls with reference to financial statements include those policies and procedures that (1) pertain to the maintenance of records that, in reasonable detail, accurately and fairly reflect the transactions and dispositions of the assets of the company; (2) provide reasonable assurance that transactions are recorded as necessary to permit preparation of consolidated financial statements in accordance with generally accepted accounting principles, and that receipts and expenditures of the company are being made only in accordance with authorisations of management and directors of the company; and (3) provide reasonable assurance regarding prevention or timely detection of unauthorised acquisition, use, or disposition of the company's assets that could have a material effect on the consolidated financial statements.

Inherent Limitations of Internal Financial Controls with Reference to Financial Statements

Because of the inherent limitations of internal financial controls with reference to financial statements, including the possibility of collusion or improper management override of controls, material misstatements due to error or fraud may occur and not be detected. Also, projections of any evaluation of the internal financial controls with reference to financial statements to future periods are subject to the risk that the internal financial controls with reference to financial statements may become inadequate because of changes in conditions, or that the degree of compliance with the policies or procedures may deteriorate.

Other Matters

Our aforesaid report under Section 143(3)(i) of the Act on the adequacy and operating effectiveness of the internal financial controls with reference to financial statements insofar as it relates to five subsidiary companies, which are companies incorporated in India, is based on the corresponding reports of the auditors of such companies incorporated in India.

Our opinion is not modified in respect of this matter.

For **B S R & Co. LLP**

Chartered Accountants

Firm's Registration No.:101248W/W-100022

Kanika

Kanika Kohli

Partner

Place: Gurugram

Date: 28 April 2023

Membership No.: 511565

ICAI UDIN:23511565BGYGH04272

IndiaMART InterMESH Limited
Consolidated Balance Sheet as at 31 March 2023
(Amounts in INR million, unless otherwise stated)

	Notes	As at 31 March 2023	As at 31 March 2022
Assets			
Non-current assets			
Property, plant and equipment	5A	128.31	30.62
Capital work in progress	5A	1.77	1.77
Right-of-use assets	5B	412.62	528.43
Goodwill	6A	4,542.72	-
Other intangible assets	6B	447.43	1.59
Investment in associates	7	2,751.48	2,490.27
Financial assets			
(i) Investments	8	2,365.52	1,719.05
(ii) Loans	8	0.84	0.82
(iii) Other financial assets	8	40.73	39.22
Deferred tax assets (net)	26	21.75	-
Non-current tax assets (net)	18	84.26	233.96
Other non-current assets	9	15.21	40.95
Total Non-current assets		10,812.64	5,086.68
Current assets			
Financial assets			
(i) Investments	8	22,718.33	23,007.65
(ii) Trade receivables	10	70.55	13.26
(iii) Cash and cash equivalents	11	581.06	495.47
(iv) Bank balances other than (iii) above	11	1.69	272.77
(v) Loans	8	56.48	448.39
(vi) Other financial assets	8	149.62	118.50
Other current assets	9	55.93	45.79
Total current assets		23,633.66	24,401.83
Total Assets		34,446.30	29,488.51
Equity and Liabilities			
Equity			
Share capital	12	305.79	305.53
Other equity	13	20,279.13	18,435.00
Total Equity		20,584.92	18,740.53
Liabilities			
Non-current liabilities			
Financial liabilities			
(i) Lease liabilities	15 (a)	340.28	462.39
(ii) Other financial liabilities	15 (b)	355.68	-
Contract liabilities	17	4,205.57	3,316.20
Provisions	16	196.40	230.60
Deferred tax liabilities (net)	26	202.86	156.42
Total Non-current liabilities		5,300.79	4,165.61
Current liabilities			
Financial liabilities			
(i) Lease liabilities	15 (a)	118.80	100.41
(ii) Trade payables	14		
(a) total outstanding dues of micro enterprises and small enterprises		1.07	-
(b) total outstanding dues of creditors other than micro enterprises and small enterprises		271.11	183.57
(iii) Other financial liabilities	15 (b)	270.61	203.00
Contract liabilities	17	7,419.06	5,754.18
Other current liabilities	17	367.09	290.93
Provisions	16	77.02	50.28
Current tax liabilities (net)	18	35.83	-
Total Current liabilities		8,560.59	6,582.37
Total Liabilities		13,861.38	10,747.98
Total Equity and Liabilities		34,446.30	29,488.51
Summary of significant accounting policies	2		

The accompanying notes are an integral part of the consolidated financial statements

As per our report of even date attached

For B S R & Co. LLP
Chartered Accountants
ICAI Firm Registration No. 101248W/W-100022

Kanika

Kanika Kohli
Partner
Membership No.: 511565
Place: Gurugram

Date: 28 April 2023

For and on behalf of the Board of Directors of
IndiaMART InterMESH Limited

Dinesh Chandra Agarwal

Dinesh Chandra Agarwal
(Managing Director and CEO)
DIN:00191800

Brijesh Kumar Agrawal

Brijesh Kumar Agrawal
(Whole-time director)
DIN:00191760


Prateek Chandra

Prateek Chandra
(Chief Financial Officer)

Manoj Bhargava

Manoj Bhargava
(Company Secretary)

Place: Noida
Date: 28 April 2023



IndiaMART InterMESH Limited
Consolidated Statement of Profit and Loss for the year ended 31 March 2023
(Amounts in INR million, unless otherwise stated)

	Notes	For the year ended 31 March 2023	For the year ended 31 March 2022
Income:			
Revenue from operations	19	9,853.99	7,534.85
Other income	20	1,805.26	1,121.94
Total income		11,659.25	8,656.79
Expenses:			
Employee benefits expense	21	4,247.35	2,675.52
Finance costs	22	81.51	54.02
Depreciation and amortisation expense	23	310.75	119.46
Other expenses	24	2,927.81	1,780.87
Total expenses		7,567.42	4,629.87
Net profit before share of loss in associates and tax		4,091.83	4,026.92
Share in net loss of associates		(379.05)	(122.49)
Profit before tax		3,712.78	3,904.43
Income tax expense			
Current tax	26	950.11	980.47
Deferred tax	26	(75.60)	(52.22)
Total tax expense		874.51	928.25
Net profit for the year		2,838.27	2,976.18
Other comprehensive income			
Items that will not be reclassified to profit or loss			
Re-measurement gain on defined benefit plans		60.37	4.50
Income tax effect		(15.31)	(1.44)
Other comprehensive income for the year, net of tax		45.06	3.06
Total comprehensive income for the year		2,883.33	2,979.24
Earnings per equity share:			
Basic earnings per equity share (INR) - face value of INR 10 each	25	92.96	97.82
Diluted earnings per equity share (INR) - face value of INR 10 each		92.63	96.84
Summary of significant accounting policies	2		

The accompanying notes are an integral part of the consolidated financial statements

As per our report of even date attached

For B S R & Co. LLP
Chartered Accountants
ICAI Firm Registration No. 101248W/W-100022

Kanika

Kanika Kohli
Partner
Membership No.: 511565
Place: Gurugram

Date: 28 April 2023

For and on behalf of the Board of Directors of
IndiaMART InterMESH Limited

Dinesh
Dinesh Chandra Agarwal
(Managing Director and CEO)
DIN:00191800

Brijesh
Brijesh Kumar Agrawal
(Whole-time director)
DIN:00191760

Prateek
Prateek Chandra
(Chief Financial Officer)

Manoj
Manoj Bhargava
(Company Secretary)

Place: Noida

Date: 28 April 2023



(a) Equity share capital (Refer Note 12)

Equity shares of INR 10 each issued, subscribed and fully paid up	Amount
As at 1 April 2021	303.16
Equity shares issued on exercise of ESOP during the year (refer note 12)	0.28
Equity shares issued to Indiamart Employee Benefit Trust during the year (refer note 12(d))	1.73
Equity shares issued during the earlier year to Indiamart Employee Benefit Trust and transferred to employees pursuant to SAR exercise during the year (refer note 12)	0.48
Equity shares issued during the year and held by Indiamart Employee Benefit Trust as at year end (refer note 12)	(0.12)
As at 31 March 2022	305.53
As at 1 April 2022	305.53
Equity shares issued to Indiamart Employee Benefit Trust during the year (refer note 12(d))	2.10
Equity shares issued during the earlier year to Indiamart Employee Benefit Trust and transferred to employees pursuant to SAR exercise during the year (refer note 12)	0.12
Equity shares issued during the year and held by Indiamart Employee Benefit Trust as at year end (refer note 12)	(0.36)
Equity shares extinguished on buy back during the year (Refer Note 12)	(1.60)
As at 31 March 2023	305.79

(b) Other equity (Refer Note 13)

Particulars	Reserves and surplus					Total other equity
	Securities premium	General reserve	Employee share based payment reserve	Capital Redemption Reserve	Retained earnings	
Balance as at 1 April 2021	15,310.77	8.45	97.38	-	389.08	15,805.68
Profit for the year	-	-	-	-	2,976.18	2,976.18
Other comprehensive loss for the year	-	-	-	-	3.06	3.06
Total comprehensive income	-	-	-	-	2,979.24	2,979.24
Issue of equity shares on exercise of share based awards during the year	72.46	-	(69.95)	-	-	2.51
Employee share based payment expense (Refer Note 21)	-	-	102.73	-	-	102.73
Final dividend paid (INR 15/- per share for financial year ended 31 March 2021)	-	-	-	-	(455.16)	(455.16)
Balance as at 31 March 2022	15,383.23	8.45	130.16	-	2,913.16	18,435.00
Balance as at 1 April 2022	15,383.23	8.45	130.16	-	2,913.16	18,435.00
Profit for the year	-	-	-	-	2,838.27	2,838.27
Other comprehensive loss for the year	-	-	-	-	45.06	45.06
Total comprehensive income	-	-	-	-	2,883.33	2,883.33
Employee share based payment expense (Refer Note 21)	-	-	265.66	-	-	265.66
Issue of equity shares on exercise of share based awards during the year	139.27	-	(139.27)	-	-	-
Buy-back of equity shares	-	-	-	1.60	(1,000.00)	(998.40)
Tax on buy-back of equity shares	-	-	-	-	(232.59)	(232.59)
Expenses for buy-back of equity shares	-	-	-	-	(12.78)	(12.78)
Final dividend paid (INR 2/- per share for financial year ended 31 March 2022)	-	-	-	-	(61.09)	(61.09)
Balance as at 31 March 2023	15,522.50	8.45	256.55	1.60	4,490.03	20,279.13

Gain of INR 45.06 and INR 3.06 on remeasurement of defined benefit plans (net of tax) is recognised as a part of retained earnings for the year ended 31 March 2023 and 31 March 2022 respectively.

The accompanying notes are an integral part of the consolidated financial statements

As per our report of even date attached

For B S R & Co. LLP
Chartered Accountants
ICAI Firm Registration No. 101248W/W-100022

Kanika

Kanika Kohli
Partner
Membership No.: 511565
Place: Gurugram

Date: 28 April 2023

For and on behalf of the Board of Directors of
IndiaMART InterMESH Limited


Dinesh
Dinesh Chandra Agaryal
(Mahaging Director and CEO)
DIN:00191800

Brijesh
Brijesh Kumar Agrawal
(Whole-time director)
DIN:00191760

Prateek
Prateek Chandra
(Chief Financial Officer)

Manoj
Manoj Bhargava
(Company Secretary)

Place: Noida
Date: 28 April 2023



IndiaMART InterMESH Limited
Consolidated Statement of Cash Flows for the year ended 31 March 2023
(Amounts in INR million, unless otherwise stated)

Particulars	Notes	For the year ended 31 March 2023	For the year ended 31 March 2022
Cash flow from operating activities			
Profit before tax for the year		3,712.78	3,904.43
<i>Adjustments for:</i>			
Depreciation and amortisation expense	23	310.75	119.46
Interest, dividend and other income	20	(32.22)	(60.87)
Gain on de-recognition of Right-of-use assets	20	(4.71)	(1.76)
Provisions and liabilities no longer required written back	20	(1.55)	(7.30)
Fair value gain on measurement, interest and income from sale of mutual funds, exchange traded funds, bonds, debentures, units of investment trust and alternative investment funds	20	(908.20)	(1,030.24)
Fair value gain on measurement and sale of Investment in other entities	20	(837.99)	(7.72)
Gain on disposal of property, plant and equipment	20	(2.86)	(1.56)
Finance costs	22	81.51	54.02
Allowances for doubtful debts		0.18	0.72
Share-based payment expense	21	265.66	102.73
Gain on sale of investment in Associates	20	(0.28)	-
Share of net loss of associates		379.05	122.49
Operating profit before working capital changes		2,962.12	3,194.40
Net changes in:			
Trade receivables		27.20	(1.51)
Other financial assets		(3.47)	(62.31)
Other assets		(2.77)	(5.20)
Other financial liabilities		33.13	1.62
Trade payables		72.89	29.29
Contract liabilities		2,332.76	1,809.37
Provisions and other liabilities		90.90	28.70
Cash generated from operations		5,512.76	4,994.36
Income tax paid (net)		(754.48)	(971.22)
Net cash generated from operating activities		4,758.28	4,023.14
Cash flow from investing activities			
Proceeds from sale of property, plant and equipment		11.55	1.81
Purchase of property, plant and equipment, other intangible assets and capital advances		(172.03)	(44.18)
Purchase of current investments		(21,825.59)	(27,543.20)
Inter-corporate deposits placed with financial institutions		(52.12)	(437.03)
Redemption of inter-corporate deposits placed with financial institutions and body corporates		448.95	721.60
Proceeds from sale of current investments		22,960.84	27,623.65
Interest and dividend received		535.68	174.55
Payment for acquisition (net of cash acquired)		(5,068.37)	-
Investment in bank deposits (includes earmarked balances with bank) (having original maturity of more than three months)		(1.86)	(274.66)
Redemption of bank deposits		371.29	377.97
Investment in associates and other entities		(724.13)	(3,954.16)
Proceeds from sale of investment in associates and other entities		275.69	-
Net cash used in investing activities		(3,240.10)	(3,353.65)
Cash flow from financing activities			
Repayment of lease liabilities		(81.01)	(71.02)
Interest paid on lease liabilities	22	(47.10)	(54.02)
Dividend paid		(60.98)	(455.05)
Expenses for buy-back of equity shares (Refer Note 12)		(12.78)	-
Tax on buy-back of equity shares (Refer Note 12)		(232.59)	-
Buy-back of equity shares (Refer Note 12)		(1,000.00)	-
Proceeds from issue of equity shares on exercise of share based awards		1.87	4.88
Net cash used in financing activities		(1,432.59)	(575.21)
Net increase in cash and cash equivalents		85.59	94.28
Cash and cash equivalents at the beginning of the year	11	495.47	401.19
Cash and cash equivalents at the end of the year	11	581.06	495.47

Summary of significant accounting policies 2

The accompanying notes are an integral part of the consolidated financial statements

As per our report of even date attached

For BSR & Co. LLP
Chartered Accountants
ICAI Firm Registration No. 101248W/W-100022

Kanika

Kanika Kohli
Partner
Membership No.: 511565
Place: Gurugram

Date: 28 April 2023

For and on behalf of the Board of Directors of
IndiaMART InterMESH Limited

Dinesh
Dinesh Chandra Agarwal
(Managing Director and CEO)
DIN:00191800

Brijesh
Brijesh Kumar Agrawal
(Whole-time director)
DIN:00191760

Prateek
Prateek Chandra
(Chief Financial Officer)

Manoj
Manoj Bhargava
(Company Secretary)

Place: Noida
Date: 28 April 2023



IndiaMART Intermesh Limited

Notes to Consolidated financial statements for the year ended 31 March 2023

(Amounts in INR millions, unless otherwise stated)

1. Corporate Information

IndiaMART Intermesh Limited (“the Company” or “the Parent Company”) is a public company domiciled in India and was incorporated on 13 September 1999 under the provisions of the Companies Act applicable in India. The equity shares of the Company are listed on BSE Limited and National Stock Exchange of India. The Company and its consolidated subsidiaries (hereinafter collectively referred to as “the Group”) is an e-marketplace for business needs, which acts as an interactive hub for domestic and international buyers and suppliers. The registered office of the Company is located at 1st Floor, 29-Daryagang, Netaji Subash Marg New Delhi-110002, India.

The consolidated financial statements were authorised for issue in accordance with a resolution passed by Board of Directors on 28 April 2023.

2. Significant accounting policies

2.1 Basis of preparation

The consolidated financial statements have been prepared on the historical cost basis as explained in the accounting policies below, except for the following:

- certain financial assets and liabilities measured at fair value where Ind AS requires a different accounting treatment (refer accounting policy regarding financial instruments);
- share-based payments
- net defined benefit (asset)/liability - Fair value of plan assets less present value of defined benefit obligations.

The preparation of these consolidated financial statements requires the use of certain critical accounting estimates and judgements. It also requires the management to exercise judgement in the process of applying the Group’s accounting policies. The areas where estimates are significant to the consolidated financial statements, or areas involving a higher degree of judgement or complexity, are disclosed in Note 3.

2.2 Basis of consolidation

The consolidated financial statements comprise the financial statements of the Company and its subsidiaries and associates as at 31 March 2023. Control is achieved when the Group is exposed, or has rights, to variable returns from its involvement with the investee and has the ability to affect those returns through its power over the investee. Specifically, the Group controls an investee if and only if the Group has:

- Power over the investee (i.e. existing rights that give it the current ability to direct the relevant activities of the investee)
- Exposure, or rights, to variable returns from its involvement with the investee, and
- The ability to use its power over the investee to affect its returns

Generally, there is a presumption that a majority of voting rights result in control. To support this presumption and when the Group has less than a majority of the voting or similar rights of an investee, the Group considers all relevant facts and circumstances in assessing whether it has power over an investee, including:

- The contractual arrangement with the other vote holders of the investee
- Rights arising from other contractual arrangements
- The Group’s voting rights and potential voting rights
- The size of the group’s holding of voting rights relative to the size and dispersion of the holdings of the other voting rights holders



IndiaMART Intermesh Limited**Notes to Consolidated financial statements for the year ended 31 March 2023**

(Amounts in INR millions, unless otherwise stated)

Group subsidiaries and associates are as follows:

S. No.	Name of Subsidiaries and Associates and date of shareholding	Proportion of ownership interest as at 31 March, 2023	Proportion of ownership interest as at 31 March 2022
(A)	<u>Subsidiaries:</u>		
1	Tradezeal Online Private Limited (from 31 May 2005) (formerly Known as Tradezeal International Private Limited)	100.00%	100.00%
2	Hello Trade Online Private Limited (from 03 July 2008)	100.00%	100.00%
3	Busy Infotech Private Limited (from 06 April 2022)	100.00%	-
4	Livekeeping technologies Private Limited (Formerly known as Finlite Technologies Private Limited) (from 23 May 2022)	51.01%	-
5	Pay With IndiaMART Private Limited (from 07 February 2017)	100.00%	100.00%
6	Tolexo Online Private Limited (from 28 May 2014)	100.00%	100.00%
(B)	<u>Associates:</u>		
7	Simply Vyapar Apps Private Limited (from 03 September 2019)	27.45% (on Fully diluted basis)	27.00% (on Fully diluted basis)
8	Truckhall Private Limited (from 05 June 2021)	25.02% (on Fully diluted basis)	25.02% (on Fully diluted basis)-
9	Shipway Technologies Private Limited (from 29 April 2021)	26.00% (on Fully diluted basis)	26.00% (on Fully diluted basis)-
10	Agillos E-Commerce Private Limited (from 13 August 2021)	26.23% (on Fully diluted basis)	26.23% (on Fully diluted basis)-
11	Edgewise Technologies Private Limited (from 04 February 2022)	26.01% (on Fully diluted basis)	26.01% (on Fully diluted basis)-
12	IB Monotaro Private Limited (from 03 March 2022)	26.00% (on Fully diluted basis)	26.00% (on Fully diluted basis)
13	Ten Times Online Private Limited (ceased with effect from 16 March 2023)	-	30.00%
14	Mobisy Technologies Private Limited (from 03 November 2022)	25.01%	15.98%
15	Adansa Solutions Private Limited (from 06 April 2022)	26.01%	-



IndiaMART Intermesh Limited

Notes to Consolidated financial statements for the year ended 31 March 2023

(Amounts in INR millions, unless otherwise stated)

The Group re-assesses whether or not it controls an investee if facts and circumstances indicate that there are changes to one or more of the three elements of control. Consolidation of a subsidiary begins when the Group obtains control over the subsidiary and ceases when the Group loses control of the subsidiary. Assets, liabilities, income and expenses of a subsidiary acquired or disposed of during the year/quarter are included in the consolidated financial statements from the date the Group gains control until the date the Group ceases to control the subsidiary.

Consolidated financial statements are prepared using uniform accounting policies for like transactions and other events in similar circumstances. If a member of the group uses accounting policies other than those adopted in the consolidated financial statements for like transactions and events in similar circumstances, appropriate adjustments are made to that group member's financial statements in preparing the consolidated financial statements to ensure conformity with the group's accounting policies.

The financial statements of all entities used for the purpose of consolidation are drawn up to same reporting date as that of the parent company, i.e., year ended on 31 March 2023 since the Group's subsidiaries and associate have the same reporting period end.

Consolidation procedure:

- a) Combine like items of assets, liabilities, equity, income, expenses and cash flows of the parent with those of its subsidiaries. For this purpose, income and expenses of the subsidiary are based on the amounts of the assets and liabilities recognised in the consolidated financial statements at the acquisition date.
- b) Offset (eliminate) the carrying amount of the parent's investment in each subsidiary and the parent's portion of equity of each subsidiary.
- c) Eliminate in full intragroup assets and liabilities, equity, income, expenses and cash flows relating to transactions between entities of the group (profits or losses resulting from intragroup transactions that are recognised in assets, such as inventory and fixed assets, are eliminated in full). Intragroup losses may indicate an impairment that requires recognition in the consolidated financial statements. Ind AS 12 Income Taxes applies to temporary differences that arise from the elimination of profits and losses resulting from intragroup transactions.


Profit or loss and each component of other comprehensive income (OCI) are attributed to the equity holders of the parent of the Group and to the non-controlling interests, if any, even if this results in the non-controlling interests having a deficit balance. When necessary, adjustments are made to the financial statements of subsidiaries to bring their accounting policies into line with the Group's accounting policies. All intra-group assets and liabilities, equity, income, expenses and cash flows relating to transactions between members of the Group are eliminated in full on consolidation.

A change in the ownership interest of a subsidiary, without a loss of control, is accounted for as an equity transaction. If the Group loses control over a subsidiary, it:

- Derecognises the assets (including goodwill, if any) and liabilities of the subsidiary
- Derecognises the carrying amount of any non-controlling interests
- Derecognises the cumulative translation differences recorded in equity
- Recognises the fair value of the consideration received
- Recognises the fair value of any investment retained
- Recognises any surplus or deficit in profit or loss
- Reclassifies the parent's share of components previously recognised in OCI to profit or loss or retained earnings, as appropriate, as would be required if the Group had directly disposed of the related assets or liabilities

2.3 Summary of significant accounting policies

The accounting policies, as set out in the following paragraphs of this note, have been consistently applied, by all the group entities, to all the periods presented in these consolidated financial statements except where a newly issued accounting standard is initially adopted or a revision to an existing accounting standard requires a change in the accounting policy.



IndiaMART Intermesh Limited

Notes to Consolidated financial statements for the year ended 31 March 2023

(Amounts in INR millions, unless otherwise stated)

a) Statement of Compliance

The consolidated financial statements for the year ended 31 March 2023 have been prepared in accordance with the Indian Accounting Standards (referred to as "Ind AS") notified under the Companies (Indian Accounting Standards) Rules, 2015 (as amended from time to time) and other relevant provisions of the Companies Act 2013 ("the Act") (as amended from time to time).

All amounts disclosed in the financial statements and notes have been rounded off to the nearest INR million as per the requirement of Schedule III, unless otherwise stated.

b) Current versus non-current classification

The Group presents assets and liabilities in balance sheet based on current/non-current classification. An asset is classified as current when it is:

- (i) Expected to be realised or intended to be sold or consumed in normal operating cycle
- (ii) Held primarily for the purpose of trading
- (iii) Expected to be realised within twelve months after the reporting period, or
- (iv) A cash or cash equivalent unless restricted from being exchanged or used to settle a liability for at least twelve months after the reporting period.

All other assets are classified as non-current.

A liability is classified as current when:

- (i) It is expected to be settled in normal operating cycle
- (ii) It is held primarily for the purpose of trading
- (iii) It is due to be settled within twelve months after the reporting period, or
- (iv) There is no unconditional right to defer the settlement of the liability for at least twelve months after the reporting period.

The Group classifies all other liabilities as non-current.

Deferred tax assets and liabilities are classified as non-current assets and liabilities.

The operating cycle is the time between the acquisition of assets for processing/servicing and their realisation in cash and cash equivalents. The Group has identified twelve months as its operating cycle.

c) Fair value measurement

The Group measures financial instruments, such as Investment in equity/preference/debt instrument of other entities, Investment in mutual funds, exchange traded funds, bonds, debentures, units of alternative investment funds and investment trust at fair value at each balance sheet date.

Fair value is the price that would be received to sell an asset or paid to transfer a liability in an orderly transaction between market participants at the measurement date. The fair value measurement is based on the presumption that the transaction to sell the asset or transfer the liability takes place either:

- (i) In the principal market for the asset or liability, or
- (ii) In the absence of a principal market, in the most advantageous market for the asset or liability

The principal or the most advantageous market must be accessible by the Group.

The fair value of an asset or a liability is measured using the assumptions that market participants would use when pricing the asset or liability, assuming that market participants act in their best economic interest.

A fair value measurement of a non-financial asset takes into account a market participant's ability to generate economic benefits by using the asset in its highest and best use or by selling it to another market participant that would use the asset in its highest and best use.



IndiaMART Intermesh Limited**Notes to Consolidated financial statements for the year ended 31 March 2023**

(Amounts in INR millions, unless otherwise stated)

The Group uses valuation techniques that are appropriate in the circumstances and for which sufficient data are available to measure fair value, maximising the use of relevant observable inputs and minimising the use of unobservable inputs.

All assets and liabilities for which fair value is measured or disclosed in the consolidated financial statements are categorised within the fair value hierarchy, described as follows, based on the degree to which the inputs to the fair value measurements are observable and the significance of the inputs to the fair value measurement in its entirety:

- (i) Level 1 — Quoted (unadjusted) market prices in active markets for identical assets or liabilities
- (ii) Level 2 — inputs, other than quoted prices included within Level 1, that are observable for the asset or liability, either directly or indirectly; and
- (iii) Level 3 — Unobservable inputs for the asset or liability reflecting Group's assumptions about pricing by market participants

For assets and liabilities that are recognised in the consolidated financial statements on fair value on a recurring basis, the Group determines whether transfers have occurred between Levels in the hierarchy by re-assessing categorisation (based on the lowest level input that is significant to the fair value measurement as a whole) at the end of each reporting period.

The Group's management determines the policies and procedures for recurring fair value measurement, such as investment in optionally convertible cumulative redeemable preference instruments (OCRPS), investment in compulsory convertible debentures (CCD), investment in equity/preference/debt instruments of other entities, investment in mutual funds, exchange traded funds, bonds, debentures, units of investment trust and units of alternative investment funds measured at fair value.

External valuers are involved for valuation of significant assets, such as unquoted investments in equity/preference/ debt instruments of other entities. Involvement of external valuers is decided upon annually by the management. Selection criteria include market knowledge, reputation, independence and whether professional standards are maintained. The management decides, after discussions with the Group's external valuers, which valuation techniques and inputs to use for each case.

At each reporting date, the management analyses the movements in the values of assets and liabilities which are required to be remeasured or re-assessed as per the Group's accounting policies. For this analysis, the management verifies the major inputs applied in the latest valuation by agreeing the information in the valuation computation to contracts and other relevant documents.

For the purpose of fair value disclosures, the Group has determined classes of assets and liabilities on the basis of the nature, characteristics and risks of the asset or liability and the level of the fair value hierarchy as explained above. This note summarises the accounting policy for fair value. Other fair value related disclosures are given in the relevant notes.

- Disclosures for significant estimates and assumptions (Note 3)
- Disclosures for valuation methods and quantitative disclosure of fair value measurement hierarchy (Note 29)

d) Revenue from contracts with customers and other income**Revenue from contracts with customers**

The Group is primarily engaged in providing web related services and accounting software services. Revenue from contracts with customers is recognised when control of the services is transferred to the customer at an amount that reflects the consideration to which the Group expects to be entitled in exchange for those services and excluding taxes or duties collected on behalf of the government.

The disclosures of significant accounting judgements, estimates and assumptions relating to revenue from contracts with customers are provided in Note 3.

The specific recognition criteria described below must also be met before revenue is recognised.



IndiaMART Intermesh Limited

Notes to Consolidated financial statements for the year ended 31 March 2023

(Amounts in INR millions, unless otherwise stated)

Rendering of services

Revenue from web services is recognised based on output method i.e. pro-rata over the period of the contract as and when the Group satisfies performance obligations by transferring the promised services to its customers. Revenues from lead based services is recognised based on output method i.e. as and when leads are consumed by the customer or on the expiry of contract whichever is earlier. Activation revenue is amortised over the estimated customer relationship period.

Revenue from term license software for accounting software services is recognized at a point in time when control is transferred to the end user. Control is transferred when the end user activates the license procured from the Company. In case of renewals of proprietary term licenses with existing customers, revenue from term license is recognized at a point in time when the renewal is activated by the end user. Revenue from support and subscription (S&S) is recognized over the contract term on a straight-line basis as the Company is providing a service of standing ready to provide support, when-and-if needed, and is providing unspecified software upgrades on a when-and-if available basis over the contract term. In case softwares are bundled with support and subscription for term based license, such support and subscription contracts are generally priced as a percentage of the net fees paid by the customer to purchase the license and are generally recognized as revenues rateably over the contractual period that the support services are provided.

Revenue from sale of services is based on the price agreed with the customers, net of discounts.

Advertising revenue is derived from displaying web based banner ads and sale of online advertisements. Revenue from banner advertisement is recognised pro rata over the period of display of advertisement as per contract. Revenue from sale of online advertisements is recognised based on output method and the Group applies the practical expedient to recognize advertising revenue in the amount to which the Group has a right to invoice.

Contract balances

Trade receivables

A receivable represents the Group's right to an amount of consideration that is unconditional (i.e., only the passage of time is required before payment of the consideration is due). Refer to accounting policies of financial assets in section o) Financial instruments.

Contract liabilities

A contract liability is the obligation to transfer goods or services to a customer for which the Group has received consideration (or an amount of consideration is due) from the customer. If a customer pays consideration before the Group transfers services to the customer, a contract liability is recognised. The Group recognises contract liability for consideration received in respect of unsatisfied performance obligations and reports these amounts as deferred revenue and advances from customers in the balance sheet. The unaccrued amounts are not recognised as revenue till all related performance obligations are fulfilled. The Group generally receives transaction price in advance for contracts with customers that run up for more than one year. The transaction price received in advance does not have any significant financing component as the difference between the promised consideration and the cash selling price of the service arises for reasons other than the provision of finance.

Other income

Interest income

For all financial assets measured at amortised cost, interest income is recorded using the effective interest rate (EIR). EIR is the rate that exactly discounts the estimated future cash payments or receipts over the expected life of the financial instrument or a shorter period, where appropriate, to the net carrying amount of the financial asset or to the amortised cost of a financial liability. When calculating EIR, the Group estimates the expected cash flows by considering all the contractual terms of the financial instrument but does not consider the expected credit losses. Interest income is included in other income in the statement of profit and loss.



Dividends

Dividend is recognised when the Group's right to receive the payment is established, which is generally when shareholders approve the dividend.

e) Business combinations, goodwill and Intangibles

Business combinations are accounted for using the acquisition method. The cost of an acquisition is the aggregate of the consideration transferred which is measured at fair value at the acquisition date and the amount of any non-controlling interest in the acquiree. For each business combination, the Group measures the non-controlling interest in the acquiree at fair value. Acquisition related costs are expensed as incurred. Any contingent consideration to be transferred by the acquirer is recognized at fair value at the acquisition date. Contingent consideration classified as financial liability is measured at fair value with changes in fair value recognized in the statement of profit and loss.

Goodwill is initially measured at cost, being the excess of the aggregate of the consideration transferred and the amount recognized for non-controlling interest, and any previous interest held, over the net identifiable assets acquired and liabilities assumed. If the fair value of the net assets acquired is in excess of the aggregate consideration transferred, the excess is recognized as capital reserve after reassessing the fair values of the net assets.

Intangible assets acquired in a business combination are measured at their fair value at the date of acquisition.

Goodwill is tested annually on 31 March, for impairment, or sooner whenever there is an indication that goodwill may be impaired, relying on a number of factors including operating results, business plans and future cash flows.

For the purpose of impairment testing, goodwill acquired in a business combination is allocated to the Group's cash generating units (CGU) expected to benefit from the synergies arising from the business combination. A CGU is the smallest identifiable group of assets that generates cash inflows that are largely independent of the cash inflows from other assets or group of assets.

Impairment occurs when the carrying amount of a CGU including the goodwill, exceeds the estimated recoverable amount of the CGU. The recoverable amount of a CGU is the higher of its fair value less cost to sell and its value-in-use. Value-in-use is the present value of future cash flows expected to be derived from the CGU. Total impairment loss of a CGU is allocated first to reduce the carrying amount of goodwill allocated to the CGU and then to the other assets of the CGU, pro-rata on the basis of the carrying amount of each asset in the CGU. An impairment loss on goodwill recognized in the statement of profit and loss is not reversed in the subsequent period.


f) Property, plant and equipment

Capital work in progress and property, plant and equipment are stated at cost, net of accumulated depreciation and accumulated impairment losses, if any. Such cost includes the cost of replacing parts of the plant and equipment and borrowing costs for long-term construction projects if the recognition criteria are met. When significant parts of property, plant and equipment are required to be replaced at intervals, the Group depreciates them separately based on their specific useful lives.

Capital work in progress includes cost of property, plant and equipment under development as at the balance sheet date.

Advances paid towards the acquisition of property, plant and equipment outstanding at each balance sheet date is classified as capital advances and cost of assets not ready for use at the balance sheet date are disclosed under capital work-in-progress.

The Group has adopted component accounting as required under Schedule II to the Companies Act, 2013. The Group identifies the components separately, if it has useful life different from the respective property, plant and equipment.



IndiaMART Intermesh Limited**Notes to Consolidated financial statements for the year ended 31 March 2023**

(Amounts in INR millions, unless otherwise stated)

Based on the analysis, Group believes that it does not have any asset having useful life of its major components different from the property, plant and equipment, hence Group believes that there is no material impact on the financial statement of the Group due to component accounting.

Depreciation is calculated on a written down value basis using the rates arrived at based on the useful lives prescribed under Schedule II to Companies Act, 2013. The Group has used the following rates to provide depreciation on its Property, plant and equipment:

Asset	Annual rates
Computers	63.16%
Furniture and fittings	26.89%
Office equipment	45.07%
Vehicles	31.23%

An item of property, plant and equipment and any significant part initially recognised is derecognised upon disposal or when no future economic benefits are expected from its use or disposal. Any gain or loss arising on de-recognition of the asset (calculated as the difference between the net disposal proceeds and the carrying amount of the asset) is included in the statement of profit and loss when the asset is derecognised.

Advances paid towards the acquisition of property, plant and equipment outstanding at each balance sheet date is classified as capital advances and cost of assets not ready for use at the balance sheet date are disclosed under capital work- in- progress.

The residual values, useful lives and methods of depreciation of property, plant and equipment are reviewed at each financial year end and adjusted prospectively, if appropriate.

g) Intangible assets

Intangible assets acquired separately are measured on initial recognition at cost. Following initial recognition, intangible assets are carried at cost less any accumulated amortisation and accumulated impairment losses (if any). Internally generated intangibles, excluding capitalised development costs, are not capitalised and the related expenditure is reflected in profit or loss in the period in which the expenditure is incurred.

The useful lives of intangible assets are assessed as either finite or indefinite.



Intangible assets with finite lives are amortised over the useful economic life and assessed for impairment whenever there is an indication that the intangible asset may be impaired. The amortisation period and the amortisation method for an intangible asset with a finite useful life are reviewed at least at the end of each reporting period. Changes in the expected useful life or the expected pattern of consumption of future economic benefits embodied in the asset are considered to modify the amortisation period or method, as appropriate, and are treated as changes in accounting estimates. The amortisation expense on intangible assets with finite lives is recognised in the statement of profit and loss unless such expenditure forms part of carrying value of another asset.

Intangible assets with indefinite useful lives are not amortised, but are tested for impairment annually, either individually or at the cash-generating unit level. The assessment of indefinite life is reviewed annually to determine whether the indefinite life continues to be supportable. If not, the change in useful life from indefinite to finite is made on a prospective basis

Gains or losses arising from de-recognition of an intangible asset are measured as the difference between the net disposal proceeds and the carrying amount of the asset and are recognised in the statement of profit or loss when the asset is derecognised.

Unique telephone numbers are amortised on a written down value basis at 40% annually.

Intangibles being Software acquired by the Group are amortised as follows:



IndiaMART Intermesh Limited**Notes to Consolidated financial statements for the year ended 31 March 2023**

(Amounts in INR millions, unless otherwise stated)


Entity	Method	Rate (p.a.)
Indiamart Intermesh Limited (Identified intangibles acquired under business combination)	Straight line method	20%
Indiamart Intermesh Limited (other intangibles)	Written down value	40%
Tolexo Online Private Limited	Written down value	40%
Busy Infotech Private Limited	Straight Line	33.33%
Livekeeping Technologies Private Limited	Written down value	63.16%

Advances paid towards the acquisition of intangible assets outstanding at each balance sheet date are classified as capital advances and cost of assets not ready for use at the balance sheet date, are disclosed under capital work-in-progress.

h) Leases

The Group's lease asset classes primarily consist of leases for buildings. The Group assesses whether a contract contains a lease, at inception of a contract. A contract is, or contains, a lease if the contract conveys the right to control the use of an identified asset for a period of time in exchange for consideration. To assess whether a contract conveys the right to control the use of an identified asset, the group assesses whether: (1) the contract involves the use of an identified asset (2) the Group has substantially all of the economic benefits from use of the asset through the period of the lease and (3) the Group has the right to direct the use of the asset. At the date of commencement of the lease, the Group recognizes a right-of-use asset ("ROU") and a corresponding lease liability for all lease arrangements in which it is a lessee, except for leases with a term of twelve months or less (short-term leases) and low value leases. For these short-term and low value leases, the Group recognizes the lease payments as an operating expense on a straight-line basis over the term of the lease. Leases for which the group is a lessor is classified as a finance or operating lease. Whenever the terms of the lease transfer substantially all the risks and rewards of ownership to the lessee, the contract is classified as a finance lease. All other leases are classified as operating leases. When the Group is an intermediate lessor, it accounts for its interests in the head lease and the sublease separately. The sublease is classified as a finance or operating lease by reference to the right-of-use asset arising from the head lease. For operating leases, rental income is recognized on a straight line basis over the term of the relevant lease. Certain lease arrangements include the options to extend or terminate the lease before the end of the lease term. ROU assets and lease liabilities includes these options when it is reasonably certain that they will be exercised. The right-of-use assets are initially recognized at cost, which comprises the initial amount of the lease liability adjusted for any lease payments made at or prior to the commencement date of the lease plus any initial direct costs less any lease incentives. They are subsequently measured at cost less accumulated depreciation and impairment losses. Right-of-use assets are depreciated from the commencement date on a straight-line basis over the shorter of the lease term and useful life of the underlying asset. Right of use assets are evaluated for recoverability whenever events or changes in circumstances indicate that their carrying amounts may not be recoverable. For the purpose of impairment testing, the recoverable amount (i.e. the higher of the fair value less cost to sell and the value-in-use) is determined on an individual asset basis unless the asset does not generate cash flows that are largely independent of those from other assets. In such cases, the recoverable amount is determined for the Cash Generating Unit (CGU) to which the asset belongs. The lease liability is initially measured at amortized cost at the present value of the future lease payments. The lease payments are discounted using the interest rate implicit in the lease or, if not readily determinable, using the incremental borrowing rates in the country of domicile of the leases. Lease liabilities are remeasured with a corresponding adjustment to the related right of use asset if the Group changes its assessment if whether it will exercise an extension or a termination option. Lease liability and ROU asset have been separately presented in the Balance Sheet and lease payments have been classified as financing cash flows.

Finance leases were capitalised at the commencement of the lease at the inception date fair value of the leased property or, if lower, at the present value of the minimum lease payments. Lease payments were apportioned between finance charges and reduction of the lease liability so as to achieve a constant rate of interest on the



IndiaMART Intermesh Limited**Notes to Consolidated financial statements for the year ended 31 March 2023**

(Amounts in INR millions, unless otherwise stated)

remaining balance of the liability. Finance charges were recognised in finance costs in the statement of profit or loss.

A ROU asset was depreciated over the useful life of the asset. However, if there was no reasonable certainty that the Group will obtain ownership by the end of the lease term, the asset was depreciated over the shorter of the estimated useful life of the asset and the lease term.

i) Investment in associates

An associate is an entity over which the Group has significant influence. Significant influence is the power to participate in the financial and operating policy decisions of the investee but is not control or joint control over those policies.

The results and assets and liabilities of associates are incorporated in these consolidated financial statements using the equity method of accounting, except when the investment, or, a portion thereof, is classified as held for sale, in which case it is accounted for in accordance with Ind AS 105.

Under the equity method, an investment in an associate is initially recognised in the consolidated balance sheet at cost and adjusted thereafter to recognise the Group's share of the profit or loss and other comprehensive income of the associate. Distributions received from an associate reduce the carrying amount of the investment. When the Group's share of losses of an associate exceeds the Group's interest in that associate (which includes any long-term interests that, in substance, form part of the Group's net investment in the associate), the Group discontinues recognising its share of further losses. Additional losses are recognised only to the extent that the Group has incurred legal or constructive obligations or made payments on behalf of the associate.

An investment in an associate is accounted for using the equity method from the date on which the investee becomes an associate. On acquisition of the investment in an associate, any excess of the cost of the investment over the Group's share of the net fair value of the identifiable assets and liabilities of the investee is recognised as goodwill, which is included within the carrying amount of the investment.


After application of the equity method of accounting, the Group determines whether there is any objective evidence of impairment as a result of one or more events that occurred after the initial recognition of the net investment in an associate and that event (or events) has an impact on the estimated future cash flows from the net investment that can be reliably estimated. If there exists such objective evidence of impairment, then it is necessary to recognise impairment loss with respect to the Group's investment in an associate. When necessary, the entire carrying amount of the investment (including goodwill) is tested for impairment in accordance with Ind AS 36 Impairment of Assets as a single asset by comparing its recoverable amount (higher of value in use and fair value less costs of disposal) with its carrying amount. Any impairment loss recognised forms part of the carrying amount of the investment. Any reversal of that impairment loss is recognised in accordance with Ind AS 36 to the extent that the recoverable amount of the investment subsequently increases.

j) Impairment of non-financial assets

The Group assesses, at each reporting date, whether there is an indication that an asset may be impaired. If any indication exists, or when annual impairment testing for an asset is required, the Group estimates the asset's recoverable amount. An asset's recoverable amount is the higher of an asset's or cash-generating unit's (CGU) fair value less costs of disposal and its value in use. Recoverable amount is determined for an individual asset, unless the asset does not generate cash inflows that are largely independent of those from other assets or groups of assets. When the carrying amount of an asset or CGU exceeds its recoverable amount, the asset is considered impaired and is written down to its recoverable amount.

In assessing value in use, the estimated future cash flows are discounted to their present value using a pre-tax discount rate that reflects current market assessments of the time value of money and the risks specific to the asset. In determining fair value less costs of disposal, recent market transactions are taken into account. If no such transactions can be identified, an appropriate valuation model is used. These calculations are corroborated by valuation multiples, quoted share prices for publicly traded companies or other available fair value indicators.

The Group bases its impairment calculation on detailed budgets and forecast calculations, which are prepared separately for each of the Group's CGUs to which the individual assets are allocated. These budgets and forecast



IndiaMART Intermesh Limited**Notes to Consolidated financial statements for the year ended 31 March 2023**

(Amounts in INR millions, unless otherwise stated)

calculations generally cover a period of five years. For longer periods, a long-term growth rate is calculated and applied to project future cash flows after the fifth year. To estimate cash flow projections beyond periods covered by the most recent budgets/forecasts, the Group extrapolates cash flow projections in the budget using a steady or declining growth rate for subsequent years, unless an increasing rate can be justified. In any case, this growth rate does not exceed the long-term average growth rate for the products, industries, or country or countries in which the entity operates, or for the market in which the asset is used.

Impairment losses are recognised in the statement of profit and loss. After impairment, depreciation is provided on the revised carrying amount of the asset over its remaining useful life.

An assessment is made at each reporting date to determine whether there is an indication that previously recognised impairment losses no longer exist or have decreased. If such indication exists, the Group estimates the asset's or CGU's recoverable amount. A previously recognised impairment loss is reversed only if there has been a change in the assumptions used to determine the asset's recoverable amount since the last impairment loss was recognised. The reversal is limited so that the carrying amount of the asset does not exceed its recoverable amount, nor exceed the carrying amount that would have been determined, net of depreciation, had no impairment loss been recognised for the asset in prior years. Such reversal is recognised in the statement of profit or loss unless the asset is carried at a revalued amount, in which case, the reversal is treated as a revaluation increase.

k) TaxesCurrent Income tax

Current income tax assets and liabilities are measured at the amount expected to be recovered from or paid to the taxation authorities. The tax rates and tax laws used to compute the amount are those that are enacted or substantively enacted, at the reporting date.

Current income tax relating to items recognised outside profit or loss is recognised outside profit or loss (either in other comprehensive income (loss) or in equity). Current tax items are recognised in correlation to the underlying transaction either in OCI or directly in equity. Management periodically evaluates positions taken in the tax returns with respect to situations in which applicable tax regulations are subject to interpretation and establishes provisions where appropriate.

Deferred Tax


Deferred tax is provided using the liability method on temporary differences between the tax bases of assets and liabilities and their carrying amounts for financial reporting purposes at the reporting date.

Deferred tax liabilities are recognised for all taxable temporary differences, except:

- When the deferred tax liability arises from the initial recognition of goodwill or an asset or liability in a transaction that is not a business combination and, at the time of the transaction, affects neither the accounting profit nor taxable profit or loss.
- In respect of taxable temporary differences associated with investments in subsidiaries, when the timing of the reversal of the temporary differences can be controlled and it is probable that the temporary differences will not reverse in the foreseeable future

Deferred tax assets are recognised for all deductible temporary differences, the carry forward of unused tax credits and any unused tax losses. Deferred tax assets are recognised to the extent that it is probable that taxable profit will be available against which the deductible temporary differences, and the carry forward of unused tax credits and unused tax losses can be utilised except:

- When the deferred tax asset relating to the deductible temporary difference arises from the initial recognition of an asset or liability in a transaction that is not a business combination and, at the time of the transaction, affects neither the accounting profit nor taxable profit or loss.
- In respect of deductible temporary differences associated with investments in subsidiaries, deferred tax assets are recognised only to the extent that it is probable that the temporary differences will reverse in the foreseeable future and taxable profit will be available against which the temporary differences can be utilised



IndiaMART Intermesh Limited

Notes to Consolidated financial statements for the year ended 31 March 2023

(Amounts in INR millions, unless otherwise stated)

The carrying amount of deferred tax assets is reviewed at each reporting date and reduced to the extent that it is no longer probable that sufficient taxable profit will be available to allow all or part of the deferred tax asset to be utilised. Unrecognised deferred tax assets are re-assessed at each reporting date and are recognised to the extent that it has become probable that future taxable profits will allow the deferred tax asset to be recovered.

Deferred tax assets and liabilities are measured at the tax rates that are expected to apply in the year when the asset is realised, or the liability is settled, based on tax rates (and tax laws) that have been enacted or substantively enacted at the reporting date.

Deferred tax relating to items recognised outside profit or loss is recognised outside profit or loss (either in other comprehensive income (loss) or in equity). Deferred tax items are recognised in correlation to the underlying transaction either in OCI or directly in equity.

Deferred tax assets and deferred tax liabilities are offset if a legally enforceable right exists to set off current tax assets against current tax liabilities and the deferred taxes relate to the same taxable entity and the same taxation authority.

Sales/ value added taxes/ Service tax/ Goods and service tax (GST) paid on acquisition of assets or on incurring expenses

Expenses and assets are recognised net of the amount of sales/ value added taxes/ GST paid, except:

- When the tax incurred on a purchase of assets or services is not recoverable from the taxation authority, in which case, the tax paid is recognised as part of the cost of acquisition of the asset or as part of the expense item, as applicable
- When receivables and payables are stated with the amount of tax included

The net amount of tax recoverable from, or payable to, the taxation authority is included as part of receivables or payables in the balance sheet.

l) Provisions and contingent liabilities

Provisions

Provisions are recognised when the Group has a present obligation (legal or constructive) as a result of a past event, it is probable that an outflow of resources embodying economic benefits will be required to settle the obligation and a reliable estimate can be made of the amount of the obligation. When the Group expects some or all of a provision to be reimbursed, for example, under an insurance contract, the reimbursement is recognised as a separate asset, but only when the reimbursement is virtually certain. The expense relating to a provision is presented in the statement of profit and loss net of any reimbursement.


If the effect of the time value of money is material, provisions are discounted using a current pre-tax rate that reflects, when appropriate, the risks specific to the liability. When discounting is used, the increase in the provision due to the passage of time is recognised as a finance cost.

Contingent liabilities

A contingent liability is a possible obligation that arises from past events whose existence will be confirmed by the occurrence or non-occurrence of one or more uncertain future events beyond the control of the Group or a present obligation that is not recognised because it is not probable that an outflow of resources will be required to settle the obligation. A contingent liability also arises in extremely rare cases where there is a liability that cannot be recognised because it cannot be measured reliably.

The Group does not recognise a contingent liability but discloses its existence in the consolidated financial statements.

m) Retirement and other employee benefits



IndiaMART Intermesh Limited

Notes to Consolidated financial statements for the year ended 31 March 2023

(Amounts in INR millions, unless otherwise stated)

Short-term obligations

Liabilities for wages and salaries, including non-monetary benefits that are expected to be settled wholly within 12 months after the end of the period in which the employees render the related service are recognised in respect of employees' services up to the end of the reporting period and are measured at the amounts expected to be paid when the liabilities are settled. The liabilities are presented under other current financial liabilities in the balance sheet.

Post-employment obligations

Retirement benefit in the form of provident fund is a defined contribution scheme. The Group has no obligation, other than the contribution payable to the provident fund. The Group recognizes contribution payable to the provident fund scheme as an expense, when an employee renders the related service. If the contribution payable to the scheme for service received before the balance sheet date exceeds the contribution already paid, the deficit payable to the scheme is recognized as a liability after deducting the contribution already paid. If the contribution already paid exceeds the contribution due for services received before the balance sheet date, then excess is recognized as an asset to the extent that the pre-payment will lead to, for example, a reduction in future payment or a cash refund.

The Group operates a defined benefit gratuity plan for its employees i.e. gratuity. The cost of providing benefits under the defined benefit plan is determined using the projected unit credit method.

Re-measurements, comprising of actuarial gains and losses, the effect of the asset ceiling, excluding amounts included in net interest on the net defined benefit liability and the return on plan assets (excluding amounts included in net interest on the net defined benefit liability), are recognised immediately in the balance sheet with a corresponding debit or credit to retained earnings through OCI in the period in which they occur. Re-measurements are not reclassified to profit or loss in subsequent periods.

Past service costs are recognised in profit or loss on the earlier of:

- The date of the plan amendment or curtailment, and
- The date that the Group recognises related restructuring costs

Net interest is calculated by applying the discount rate to the net defined benefit liability or asset. The Group recognises the following changes in the net defined benefit obligation as an expense in the statement of profit and loss:

- Service costs comprising current service costs, past-service costs, gains and losses on curtailments and non-routine settlements; and
- Net interest expense or income



Other long-term employee benefit obligations

Accumulated leave, which is expected to be utilized within the next twelve months, is treated as short-term employee benefit. The Group measures the expected cost of such absences as the additional amount that it expects to pay as a result of the unused entitlement that has accumulated at the reporting date.

The Group treats accumulated leave expected to be carried forward beyond twelve months, as long-term employee benefit for measurement purposes. Such long-term compensated absences are provided for based on the actuarial valuation using the projected unit credit method at the reporting period-end. Actuarial gain/loss are immediately taken to the statement of profit and loss and are not deferred. The Group presents the entire leave as a current liability in the balance sheet, since it does not have an unconditional right to defer its settlement for twelve months after the reporting date.

n) Share-based payments

Employees of the Group also receive remuneration in the form of stock options (ESOP) and stock appreciation rights (SAR) as a share based payment transactions under the Group's Employee stock option plan and Employee stock benefit scheme. Both of these are equity settled share based payment transactions.



IndiaMART Intermesh Limited**Notes to Consolidated financial statements for the year ended 31 March 2023**

(Amounts in INR millions, unless otherwise stated)

The cost of equity settled transactions is determined based on fair value at the date when the grant is made using an appropriate valuation model.

That cost is recognised, together with a corresponding increase in share-based payment reserves (SBP) in equity, over the period in which the performance and/or service conditions are fulfilled in employee benefits expense. The cumulative expense recognised for equity settled transaction at each reporting date until the vesting date reflects the extent to which the vesting period has expired and the Group's best estimate of the number of equity instruments that will ultimately vest. The statement of profit and loss expense or credit for a period represents the movement in cumulative expense recognised as at the beginning and end of that period and is recognised in employee benefits expense.

Service and non-market performance conditions are not taken into account when determining the grant date fair value of awards, but the likelihood of the conditions being met is assessed as part of the Group's best estimate of the number of equity instruments that will ultimately vest. Market performance conditions are reflected within the grant date fair value. Any other conditions attached to an award, but without an associated service requirement, are considered to be non-vesting conditions. Non-vesting conditions are reflected in the fair value of an award and lead to an immediate expensing of an award unless there are also service and/or performance conditions.

No expense is recognised for awards that do not ultimately vest because non-market performance and/or service conditions have not been met. Where awards include a market or non-vesting condition, the transactions are treated as vested irrespective of whether the market or non-vesting condition is satisfied, provided that all other performance and/or service conditions are satisfied.

When the terms of an equity-settled award are modified, the minimum expense recognised is the expense had the terms not been modified, if the original terms of the award are met. An additional expense is recognised for any modification that increases the total fair value of the share-based payment transaction or is otherwise beneficial to the employee as measured at the date of modification. Where an award is cancelled by the entity or by the counterparty, any remaining element of the fair value of the award is expensed immediately through profit or loss.

The dilutive effect of outstanding options is reflected as additional share dilution in the computation of diluted earnings per share.

o) Financial Instruments

A financial instrument is any contract that gives rise to a financial asset of one entity and a financial liability or equity instrument of another entity.

Financial assetsInitial recognition and measurement

All financial assets are recognised initially at fair value plus, in the case of financial assets not recorded at fair value through profit or loss, transaction costs that are attributable to the acquisition of the financial asset. Purchases or sales of financial assets that require delivery of assets within a time frame established by regulation or convention in the market place (regular way trades) are recognised on the trade date, i.e., the date that the Group commits to purchase or sell the asset.


Subsequent measurement

For purposes of subsequent measurement, financial assets are classified in four categories:

- Debt instruments at amortised cost
- Debt instruments at fair value through other comprehensive income (FVTOCI)
- Debt instruments and equity instruments at fair value through profit or loss (FVTPL)
- Equity instruments measured at fair value through other comprehensive income (FVTOCI)

Debt instruments at amortised cost

A 'debt instrument' is measured at the amortised cost if both the following conditions are met:



IndiaMART Intermesh Limited

Notes to Consolidated financial statements for the year ended 31 March 2023

(Amounts in INR millions, unless otherwise stated)

a) The asset is held within a business model whose objective is to hold assets for collecting contractual cash flows, and

b) Contractual terms of the asset give rise on specified dates to cash flows that are solely payments of principal and interest (SPPI) on the principal amount outstanding.

After initial measurement, such financial assets are subsequently measured at amortised cost using the effective interest rate (EIR) method. Amortised cost is calculated by taking into account any discount or premium on acquisition and fees or costs that are an integral part of the EIR. The EIR amortisation is included in other income in the profit or loss. The losses arising from impairment are recognised in the profit or loss. This category generally applies to loans to employees, trade and other receivables. For more information on receivables, refer to Note 29.

Debt instruments at FVTOCI

A 'debt instrument' is classified as at FVTOCI if both of the following criteria are met:

- a) The objective of the business model is achieved both by collecting contractual cash flows and selling the financial assets, and
- b) The asset's contractual cash flows represent SPPI

Debt instruments included within the FVTOCI category are measured initially as well as at each reporting date at fair value. Fair value movements are recognized in other comprehensive income (OCI). However, the Group recognizes interest income, impairment losses and reversals and foreign exchange gain or loss in the profit and loss. On de-recognition of the asset, cumulative gain or loss previously recognised in OCI is reclassified from the equity to profit and loss. Interest earned whilst holding FVTOCI debt instrument is reported as interest income using the EIR method.

Debt instrument and equity instruments at FVTPL

FVTPL is a residual category for debt instruments. Any debt instrument, which does not meet the criteria for categorization as at amortized cost or as FVTOCI, is classified as at FVTPL.

In addition, the Group may elect to designate a debt instrument, which otherwise meets amortized cost or FVTOCI criteria, as at FVTPL. However, such election is allowed only if doing so reduces or eliminates a measurement or recognition inconsistency (referred to as 'accounting mismatch').


Debt instruments and equity instruments included within the FVTPL category are measured at fair value with all changes recognized in the statement of profit and loss.

Derecognition

A financial asset (or, where applicable, a part of a financial asset or part of a Group of similar financial assets) is primarily derecognised (i.e. removed from the Group's balance sheet) when:

- a) The rights to receive cash flows from the asset have expired, or
- b) The Group has transferred its rights to receive cash flows from the asset or has assumed an obligation to pay the received cash flows in full without material delay to a third party under a 'pass-through' arrangement; and either (a) the Group has transferred substantially all the risks and rewards of the asset, or (b) the Group has neither transferred nor retained substantially all the risks and rewards of the asset, but has transferred control of the asset.

When the Group has transferred its rights to receive cash flows from an asset or has entered into a pass-through arrangement, it evaluates if and to what extent it has retained the risks and rewards of ownership. When it has neither transferred nor retained substantially all of the risks and rewards of the asset, nor transferred control of the asset, the Group continues to recognise the transferred asset to the extent of the Group's continuing involvement. In that case, the Group also recognises an associated liability. The transferred asset and the associated liability are measured on a basis that reflects the rights and obligations that the Group has retained.



IndiaMART Intermesh Limited
Notes to Consolidated financial statements for the year ended 31 March 2023
(Amounts in INR millions, unless otherwise stated)

Continuing involvement that takes the form of a guarantee over the transferred asset is measured at the lower of the original carrying amount of the asset and the maximum amount of consideration that the Group could be required to repay.

Impairment of financial assets

In accordance with Ind AS 109, the Group applies expected credit loss (ECL) model for measurement and recognition of impairment loss on the following financial assets and credit risk exposure:

- a. Financial assets that are measured at amortised cost e.g., loans, deposits, trade receivables and bank balance
- b. Trade receivables or any contractual right to receive cash or another financial asset that result from transactions that are within the scope of Ind AS 115

The Group follows 'simplified approach' for recognition of impairment loss allowance on trade receivables or contract revenue receivables.

The application of simplified approach does not require the Group to track changes in credit risk. Rather, it recognises impairment loss allowance based on lifetime ECLs at each reporting date, right from its initial recognition.

For recognition of impairment loss on other financial assets and risk exposure, the Group determines that whether there has been a significant increase in the credit risk since initial recognition. If credit risk has not increased significantly, 12-month ECL is used to provide for impairment loss. However, if credit risk has increased significantly, lifetime ECL is used. If, in a subsequent period, credit quality of the instrument improves such that there is no longer a significant increase in credit risk since initial recognition, then the entity reverts to recognising impairment loss allowance based on 12-month ECL.


Lifetime ECL are the expected credit losses resulting from all possible default events over the expected life of a financial instrument. The 12-month ECL is a portion of the lifetime ECL which results from default events that are possible within 12 months after the reporting date.

ECL is the difference between all contractual cash flows that are due to the Group in accordance with the contract and all the cash flows that the entity expects to receive (i.e., all cash shortfalls), discounted at the original EIR. When estimating the cash flows, an entity is required to consider:

- All contractual terms of the financial instrument (including prepayment, extension, call and similar options) over the expected life of the financial instrument. However, in rare cases when the expected life of the financial instrument cannot be estimated reliably, then the entity is required to use the remaining contractual term of the financial instrument
- Cash flows from the sale of collateral held or other credit enhancements that are integral to the contractual terms

ECL impairment loss allowance (or reversal) recognized during the period is recognized as income/ expense in the statement of profit and loss (P&L). This amount is reflected under the head 'other expenses' in the P&L. The balance sheet presentation for various financial instruments is described below:

- Financial assets measured as at amortised cost, contractual revenue receivables and lease receivables: ECL is presented as an allowance, i.e., as an integral part of the measurement of those assets in the balance sheet. The allowance reduces the net carrying amount. Until the asset meets write-off criteria, the Group does not reduce impairment allowance from the gross carrying amount.
- Loan commitments and financial guarantee contracts: ECL is presented as a provision in the balance sheet, i.e. as a liability.
- Debt instruments measured at FVTOCI: Since financial assets are already reflected at fair value, impairment allowance is not further reduced from its value. Rather, ECL amount is presented as 'accumulated impairment amount' in OCI.



IndiaMART Intermesh Limited**Notes to Consolidated financial statements for the year ended 31 March 2023**

(Amounts in INR millions, unless otherwise stated)

For assessing increase in credit risk and impairment loss, the Group combines financial instruments on the basis of shared credit risk characteristics with the objective of facilitating an analysis that is designed to enable significant increases in credit risk to be identified on a timely basis.

Financial liabilitiesInitial recognition and measurement

Financial liabilities are classified, at initial recognition, as financial liabilities at fair value through profit or loss, loans and borrowings, payables, or as derivatives designated as hedging instruments in an effective hedge, as appropriate.

All financial liabilities are recognised initially at fair value and, in the case of loans and borrowings and payables, net of directly attributable transaction costs.

The Group's financial liabilities include trade payables, security deposits and other payables.

Subsequent measurement

The measurement of financial liabilities depends on their classification, as described below:

Financial liabilities at fair value through Profit or Loss:

Financial liabilities at fair value through profit or loss include financial liabilities held for trading and financial liabilities designated upon initial recognition as at fair value through profit or loss.

Financial liabilities designated upon initial recognition at fair value through profit or loss are designated as such at the initial date of recognition, and only if the criteria in Ind AS 109 are satisfied. For liabilities designated as FVTPL, fair value gains/ losses attributable to changes in own credit risk are recognized in OCI. These gains/ losses are not subsequently transferred to P&L. However, the Group may transfer the cumulative gain or loss within equity. All other changes in fair value of such liability are recognised in the statement of profit or loss.

Loans and borrowings

After initial recognition, interest-bearing loans and borrowings are subsequently measured at amortised cost using the EIR method. Gains and losses are recognised in profit or loss when the liabilities are derecognised as well as through the EIR amortisation process.

Amortised cost is calculated by taking into account any discount or premium on acquisition and fees or costs that are an integral part of the EIR. The EIR amortisation is included as finance costs in the statement of profit and loss. This category generally applies to borrowings.

De-recognition

A financial liability is derecognised when the obligation under the liability is discharged or cancelled or expires. When an existing financial liability is replaced by another from the same lender on substantially different terms, or the terms of an existing liability are substantially modified, such an exchange or modification is treated as the derecognition of the original liability and the recognition of a new liability. The difference in the respective carrying amounts is recognised in the statement of profit or loss.

Offsetting of financial instruments

Financial assets and financial liabilities are offset, and the net amount is reported in the balance sheet if there is a currently enforceable legal right to offset the recognised amounts and there is an intention to settle on a net basis, to realise the assets and settle the liabilities simultaneously.

p) Foreign currency transactions

The Group's financial statements are presented in INR which is also the Group's functional currency.



IndiaMART Intermesh Limited

Notes to Consolidated financial statements for the year ended 31 March 2023

(Amounts in INR millions, unless otherwise stated)

Transactions and balances

Transactions in foreign currencies are initially recorded by the Group at its functional currency spot rates at the date the transaction first qualifies for recognition. However, for practical reasons, the Group uses an average rate if the average approximates the actual rate at the date of the transaction.

Monetary assets and liabilities denominated in foreign currencies are translated at the functional currency spot rates of exchange at the reporting date.

Exchange differences arising on settlement or translation of monetary items are recognised in profit or loss.

Non-monetary items that are measured in terms of historical cost in a foreign currency are translated using the exchange rates at the dates of the initial transactions. Non-monetary items measured at fair value in a foreign currency are translated using the exchange rates at the date when the fair value is determined. The gain or loss arising on translation of non-monetary items measured at fair value is treated in line with the recognition of the gain or loss on the change in fair value of the item (i.e., translation differences on items whose fair value gain or loss is recognised in OCI or profit or loss are also recognised in OCI or profit or loss, respectively).

q) Earnings per share

Basic earnings per share are calculated by dividing the net profit or loss for the year attributable to equity shareholders (after deducting preference dividends and attributable taxes) by the weighted average number of equity shares outstanding during the year. Partly paid equity shares are treated as a fraction of an equity share to the extent that they are entitled to participate in dividends relative to a fully paid equity share during the reporting year. The weighted average number of equity shares outstanding during the year is adjusted for events such as bonus issue, bonus element in a rights issue, share split, and reverse share split (consolidation of shares) that have changed the number of equity shares outstanding, without a corresponding change in resources.

For the purpose of calculating diluted earnings per share, the net profit or loss for the period attributable to equity shareholders and the weighted average number of shares outstanding during the year are adjusted for the effects of all dilutive potential equity shares.

r) Cash and cash equivalents

Cash and cash equivalents in the balance sheet comprise cash at banks and on hand and short-term deposits with an original maturity of three months or less, which are subject to an insignificant risk of changes in value.

s) Segment reporting

Operating segments are defined as components of an enterprise for which discrete financial information is available that is evaluated regularly by the chief operating decision maker, in deciding how to allocate resources and assessing performance.

Pursuant to acquisition of Busy Infotech Private Limited and Livekeeping Technologies Private Limited (Formerly known as Finlite Technologies Private Limited) during the year ended 31 March 2023, the Group has identified two business segments namely "Web and related Services" and "Accounting Software Services" as reportable segments based on the nature of the products, the risks and returns, the organization structure and the internal financial reporting systems.

Web and related services are business-to-business e-marketplace services which act as an interactive hub for domestic and international buyers and suppliers. Accounting software services include business of development, system analysis, designing and marketing of integrated business accounting software to help and manage businesses with increased efficiency.

The accounting principles used in the preparation of the financial statements are consistently applied to record revenue and expenditure in individual segments and are as set out in Note 2 on significant accounting policies. The accounting policies in relation to segment accounting are as under:

(a) Segment revenue and expenses



IndiaMART Intermesh Limited

Notes to Consolidated financial statements for the year ended 31 March 2023

(Amounts in INR millions, unless otherwise stated)

Segment revenue is directly attributable to the segment and segment expenses have been allocated to various segments on the basis of specific identification. However, segment revenue does not include other income.

(b) Segment assets and liabilities

Assets and liabilities directly attributable or allocable to segments are disclosed under each reportable segment.

t) Share Capital

Equity shares are classified as equity. Incremental costs directly attributable to the issue of new shares or options are shown in equity as a deduction, net of tax, from the proceeds.

u) Dividends

Provision is made for the amount of any dividend declared, being appropriately authorised and no longer at the discretion of the Group, on or before the end of the reporting period but not distributed at the end of the reporting period.

v) Adoption of new accounting principles

Onerous contracts – cost of fulfilling a contract (amendment to Ind AS 37 - Provisions, Contingent Liabilities and Contingent Assets)

The amendment clarified that the 'costs of fulfilling a contract' comprise both the incremental costs and allocation of other direct costs. The Company has adopted this amendment effective 1 April 2022 and the adoption did not have any material impact on its financial statements.

3. Significant accounting estimates and assumptions


The preparation of consolidated financial statements in conformity with Ind AS requires the management to make judgments, estimates and assumptions that affect the reported amounts of revenues, expenses, assets and liabilities and the disclosure of contingent liabilities, at the end of the reporting period. Although these estimates are based on the management's best knowledge of current events and actions, uncertainty about these assumptions and estimates could result in the outcomes requiring a material adjustment to the carrying amounts of assets or liabilities in future periods. Therefore, actual results could differ from these estimates.

Estimates and assumptions

The key assumptions concerning the future and other key sources of estimation uncertainty at the reporting date, that have a significant risk of causing a material adjustment to the carrying amounts of assets and liabilities within the next financial year, are described below. The Group has based its assumptions and estimates on parameters available when the consolidated financial statements were prepared. Existing circumstances and assumptions about future developments, however, may change due to market changes or circumstances arising that are beyond the control of the Group. Such changes are reflected in the assumptions when they occur.

a) Taxes

Deferred tax assets are recognised for unused tax losses to the extent that it is probable that future taxable profit will be available against which the losses can be utilised. In assessing the probability, the Group considers whether the entity has sufficient taxable temporary differences relating to the same taxation authority and the same taxable entity, which will result in taxable amounts against which the unused tax losses or unused tax credits can be utilised before they expire. Significant management judgement is required to determine the amount of deferred tax assets that can be recognised, based upon the likely timing and the level of future taxable profits together with future tax planning strategies.



IndiaMART Intermesh Limited**Notes to Consolidated financial statements for the year ended 31 March 2023**

(Amounts in INR millions, unless otherwise stated)

The Group has recognised deferred tax assets on the deductible temporary differences since the management is of the view that it is probable the deferred tax assets will be recoverable using the estimated future taxable income based on the approved business plans and budgets.

b) Share based payment

The Group initially measures the cost of equity-settled transactions with employees using a Black–Scholes–Merton option pricing model to determine the fair value of the liability incurred. Estimating fair value for share-based payment transactions requires determination of the most appropriate valuation model, which is dependent on the terms and conditions of the grant. This estimate also requires determination of the most appropriate inputs to the valuation model including the expected life of the share option and SAR units, volatility and dividend yield and making assumptions about them. The assumptions and models used for estimating fair value for share-based payment transactions are disclosed in Note 28.

c) Impairment of Non- financial assets

Impairment exists when the carrying value of an asset or cash generating unit exceeds its recoverable amount, which is the higher of its fair value less costs of disposal and its value in use. The fair value less costs of disposal calculation is based on available data from binding sales transactions, conducted at arm's length, for similar assets or observable market prices less incremental costs for disposing of the asset. The value in use calculation is based on a DCF model or other fair value valuation models. In DCF model, the cash flows are derived from the budget for the next five years and do not include restructuring activities that the Group is not yet committed to or significant future investments that will enhance the asset's performance of the CGU being tested. The recoverable amount is sensitive to the discount rate used for the DCF model as well as the expected future cash-inflows and the growth rate used for extrapolation purposes.

d) Defined benefit plans (gratuity benefit)

The cost of the defined benefit gratuity plan and the present value of the gratuity obligation are determined using actuarial valuations. An actuarial valuation involves making various assumptions that may differ from actual developments in the future. These include the determination of the discount rate; future salary increases and mortality rates. Due to the complexities involved in the valuation and its long-term nature, a defined benefit obligation is highly sensitive to changes in these assumptions. All assumptions are reviewed at each reporting date.

The parameter most subject to change is the discount rate. In determining the appropriate discount rate for plans operated in India, the management considers the interest rates of government bonds in currencies consistent with the currencies of the post-employment benefit obligation.

The mortality rate is based on publicly available mortality tables. Those mortality tables tend to change only at intervals in response to demographic changes. Future salary increases, and gratuity increases are based on expected future inflation rates, seniority, promotion and other relevant factors, such as supply and demand in the employment market.

Further details about gratuity obligations are given in Note 27.

e) Fair value measurement of financial instruments

When the fair values of financial assets and financial liabilities recorded in the balance sheet cannot be measured based on quoted prices in active markets, their fair value is measured using valuation techniques including the Discounted Cash Flow (DCF) model. The inputs to these models are taken from observable markets where possible, but where this is not feasible, a degree of judgement is required in establishing fair values. Judgements include considerations of inputs such as liquidity risk, credit risk and volatility. Changes in assumptions about these factors could affect the reported fair value of financial instruments. See Note 29 and 31 for further disclosures.



f) Useful life of assets considered for depreciation of Property, Plant and Equipment

The charge in respect of periodic depreciation is derived after determining an estimate of an asset's expected useful life and the expected residual value at the end of its life. The useful lives and residual values of Group's assets are determined by management at the time the asset is acquired and reviewed at each financial year end.

g) Leases

The Group evaluates if an arrangement qualifies to be a lease as per the requirements of Ind AS 116. Identification of a lease requires significant judgment. The Group uses significant judgement in assessing the lease term (including anticipated renewals) and the applicable discount rate.

The Group determines the lease term as the non-cancellable period of a lease, together with both periods covered by an option to extend the lease if the Group is reasonably certain to exercise that option; and periods covered by an option to terminate the lease if the Group is reasonably certain not to exercise that option. In assessing whether the Group is reasonably certain to exercise an option to extend a lease, or not to exercise an option to terminate a lease, it considers all relevant facts and circumstances that create an economic incentive for the Group to exercise the option to extend the lease, or not to exercise the option to terminate the lease. The Group revises the lease term if there is a change in the non-cancellable period of a lease

The discount rate is generally based on the incremental borrowing rate specific to the lease being evaluated or for a portfolio of leases with similar characteristics.

4. Recently issued accounting pronouncements

On 31 March 2023, the Ministry of Corporate Affairs (MCA), notified Companies (Indian Accounting Standards) Amendment Rules, 2023 effective from 1 April 2023. Following are the key amended provisions which may have an impact on the financial statements of the Company:

Disclosure of accounting policies (amendments to Ind AS 1 - Presentation of Financial Statements)

The amendments intend to assist in deciding which accounting policies to disclose in the financial statements. The amendments to Ind AS 1 require entities to disclose their material accounting policies rather than their significant accounting policies. The amendments provide guidance on how to apply the concept of materiality to accounting policy disclosures. The Company does not expect this amendment to have any significant impact in its financial statements.

Definition of accounting estimate (amendments to Ind AS 8 - Accounting Policies, Changes in Accounting Estimates and Errors)

The amendments distinguish between accounting policies and accounting estimates. The definition of a change in accounting estimates has been replaced with a definition of accounting estimates. Under the new definition, accounting estimates are "monetary amounts in financial statements that are subject to measurement uncertainty". Entities develop accounting estimates if accounting policies require items in financial statements to be measured in a way that involves measurement uncertainty. The Company does not expect this amendment to have any significant impact in its financial statements.

Deferred tax related to assets and liabilities arising from a single transaction (amendments to Ind AS 12 – Income taxes)

The amendments specify how to account for deferred tax on transactions such as leases. The amendments clarify that lease transactions give rise to equal and offsetting temporary differences and financial statements should reflect the future tax impacts of these transactions through recognizing deferred tax. The Company is evaluating the impact of this amendment, if any, in its financial statements.

Other amendments included in the notification do not have any significant impact on the financial statements.




5A Property, plant and equipment

	Computers	Office equipments	Furniture and fixtures	Motor vehicles	Total Property, plant and equipment	Capital work in progress (Refer Note below)
Gross carrying amount						
As at 01 April 2021	113.02	49.09	4.03	3.80	169.94	1.77
Additions for the year	20.28	0.14	-	-	20.42	-
Disposals for the year	(17.72)	(0.55)	-	(0.02)	(18.29)	-
As at 31 March 2022	115.58	48.68	4.03	3.78	172.07	1.77
Acquisitions through business combinations (refer note 34)	1.73	1.29	1.61	4.42	9.05	
Additions for the year	184.22	3.79	0.59	7.18	195.77	-
Disposals for the year	(10.01)	(3.82)	(2.11)	(8.11)	(24.05)	-
As at 31 March 2023	291.52	49.94	4.12	7.27	352.85	1.77
Accumulated depreciation						
As at 01 April 2021	103.79	38.29	2.96	2.59	147.63	-
Charge for the year	6.31	4.87	0.30	0.38	11.86	-
Disposals during the year	(17.59)	(0.43)	-	(0.02)	(18.04)	-
As at 31 March 2022	92.51	42.73	3.26	2.95	141.45	-
Charge for the year	92.60	3.39	0.44	2.01	98.44	-
Disposals during the year	(9.08)	(2.66)	(0.65)	(2.96)	(15.35)	-
As at 31 March 2023	176.03	43.46	3.05	2.00	224.54	-
Net Carrying value						
As at 01 April 2021	9.23	10.80	1.07	1.21	22.31	1.77
As at 31 March 2022	23.07	5.95	0.77	0.83	30.62	1.77
As at 31 March 2023	115.49	6.48	1.07	5.27	128.31	1.77

Note:

1. Capital work in progress represents the amount incurred on construction of boundary wall for leasehold land, the project has been temporarily suspended as the Company is in process of evaluating the construction plan and also in the process of planning to seek further extension for construction on leasehold land (refer note 5B for details related to leasehold land).



5B Right-of-use asset

	Leasehold land (Refer Note 1 below)	Buildings	Total
Gross carrying amount			
As at 01 April 2021	37.12	834.55	871.67
Additions for the year	-	20.25	20.25
Disposals for the year	-	(20.20)	(20.20)
As at 31 March 2022	37.12	834.60	871.72
Acquisitions through business combinations (refer note 34)	-	2.79	2.79
Measurement period adjustments (refer note 34)	-	(0.07)	(0.07)
Additions for the year	-	30.05	30.05
Disposals for the year (refer note 2 below)	-	(79.41)	(79.41)
As at 31 March 2023	37.12	787.96	825.08
Accumulated depreciation			
As at 01 April 2021	2.30	243.72	246.02
Depreciation for the year	0.46	106.00	106.46
Disposals for the year	-	(9.19)	(9.19)
As at 31 March 2022	2.76	340.53	343.29
Depreciation for the year	0.46	100.22	100.68
Disposals for the year	-	(31.51)	(31.51)
As at 31 March 2023	3.22	409.24	412.46
Net Carrying value			
As at 01 April 2021	34.82	590.83	625.65
As at 31 March 2022	34.36	494.07	528.43
As at 31 March 2023	33.90	378.72	412.62

1. As per the terms of the lease arrangement, the Company was required to complete the construction of building within a defined time from the date of handing over the possession. The Company had obtained extension for construction of building on the leasehold land till 5 July 2021. The project has been temporarily suspended as the Company is in the process of evaluating the construction plan and is also in the process of planning to seek further extension for construction on the leasehold land.

2. Disposal includes adjustment on account of lease modifications


3. The Group incurred INR 30.14 for the year ended 31 March 2023 (31 March 2022: INR 3.68) respectively, towards expenses relating to short-term leases and leases of low value assets.

The following table presents a maturity analysis of expected undiscounted cash flows for lease liabilities as at year end:

	As at 31 March 2023	As at 31 March 2022
Within one year	129.34	131.90
Within one - two years	121.57	134.05
Within two - three years	106.29	122.47
Within three - five years	210.48	224.40
Above five years	6.62	122.01
Total lease payments	574.30	734.83

The reconciliation of lease liabilities is as follows:

	As at 31 March 2023	As at 31 March 2022
Opening balance	562.80	634.24
Additions	28.56	19.33
Addition due to business combination	3.18	-
Amounts recognized in statement of profit and loss as interest expense	47.10	54.02
Payment of lease liabilities	(128.11)	(124.85)
Derecognition	(28.01)	(12.78)
Adjustment for lease modifications	(25.11)	-
Liabilities no longer required written back	(1.33)	(7.16)
Balance as at year end (Refer Note 15)	459.08	562.80



6A Goodwill

As at 31 March 2023

Acquisitions through business combinations

4,542.72

The following table presents the changes in the carrying value of goodwill based on identified CGUs, for the year ended 31 March 2023:

	Busy Infotech Private Limited	Livekeeping Technologies Private Limited	Total
Opening balance as at 1 April 2022	-	-	-
Acquisitions through business combination (refer note 34)	4,137.71	419.92	4,557.63
Measurement period adjustments (refer note 34)	(15.37)	0.46	(14.91)
Closing balance as at 31 March 2023	4,122.34	420.38	4,542.72

The Group tests goodwill for impairment on March 31, or more frequently when there is indication for impairment. For the purpose of impairment testing, goodwill is allocated to a CGU representing the lowest level within the Group at which goodwill is monitored for internal management purposes, and which is not higher than the Group's operating segment.


The recoverable amount of the CGU was based on its value in use and was determined by discounting the future cash flows to be generated from the continuing use of the CGU. These calculations use cash flow projections over a period of five to eight years and then on perpetuity on the basis of certain assumptions which include revenue growth, earnings before interest and taxes, taxes, capital outflow and working capital requirement, based on next year financial budgets approved by the management, with extrapolation for the remaining period. Future cash flows are discounted with "Weighted Average Cost of Capital". The key assumptions are as follows:

Particulars	Busy Infotech Private Limited	Livekeeping Technologies Private Limited
Discount rate (pre tax) (%)	25.97%	19.61%
Revenue growth rate range (%)	15.00% - 59.40%	29.60% - 571.60%
Terminal value growth rate (%)	4.00%	4.00%

The above discount rate is based on the Weighted Average Cost of Capital (WACC) of a comparable market participant, which is adjusted for specific risks. These estimates are likely to differ from future actual results of operations and cash flows.


Based on the above, no impairment was identified as of 31 March 2023 as the recoverable value of the CGUs exceeded the carrying value. With regard to the assessment of value-in-use for Busy Infotech Private Limited, no reasonably possible change in any of the above key assumptions would cause the carrying amount of this CGU to exceed its recoverable amount.

For Livekeeping Technologies Private Limited, the recoverable amount exceeds the carrying amount by approximately 7.9% as of 31 March 2023. An increase of 1.0% in pre-tax discount rate or a decrease of revenue growth by 1.5% shall equate the recoverable amount with the carrying amount of the Livekeeping Technologies Private Limited.



6B Other Intangible assets

	Software	Unique telephone numbers	Technology	Channel Network	Total
Gross carrying amount					
As at 01 April 2021	15.05	4.70	-	-	19.75
Additions	0.02	-	-	-	0.02
As at 31 March 2022	15.07	4.70	-	-	19.77
Acquisitions through business combinations (refer note 34)	0.77	-	191.08	365.62	557.47
Additions	-	-	-	-	-
As at 31 March 2023	15.84	4.70	191.08	365.62	577.24
Accumulated amortization					
As at 01 April 2021	12.70	4.34	-	-	17.04
Amortisation for the year	0.99	0.15	-	-	1.14
As at 31 March 2022	13.69	4.49	-	-	18.18
Amortisation for the year	0.78	0.09	37.64	73.12	111.63
As at 31 March 2023	14.47	4.58	37.64	73.12	129.81
Net Carrying value					
As at 01 April 2021	2.35	0.36	-	-	2.71
As at 31 March 2022	1.38	0.21	-	-	1.59
As at 31 March 2023	1.37	0.12	153.44	292.50	447.43




7 Investment in associates- Unquoted

(Accounted under equity method)	As at 31 March 2023		As at 31 March 2022	
	No. of units	Amount	No. of units	Amount
<i>Fully paid up - at cost</i>				
Investments in Simply Vyapar Apps Private Limited				
Compulsory convertible preference shares of INR 100 each (at premium of INR 52,217.90 each)	5,954	311.50	5,954	311.50
Equity shares of INR 10 each (at premium of INR 52,307.90 each)	10	0.52	10	0.52
Compulsory convertible preference shares of INR 100 each (at premium of INR 2,90,261 each)	1,809	525.26	1,809	525.26
Equity shares of INR 10 each (at premium of INR 2,03,242 each)	444	90.24	444	90.24
Equity shares of INR 10 each (at premium of INR 2,90,351 each) (refer note 1 below)	137	39.78	-	-
Less: Share of loss of associate		(312.68)		(139.91)
Investments in Mobisy Technologies Private Limited				
Compulsory convertible preference shares of INR 1 each (at premium of INR 776 each)	128,593	99.92	-	-
Equity shares of INR 1 each (at premium of INR 776 each)	100	0.07	-	-
Compulsory convertible preference shares of INR 1 each (at premium of INR 836 each)	119,474	100.00	-	-
Compulsory convertible preference shares of INR 1 each (at premium of INR 1,222 - each) (Refer Note 2 below)	105,607	129.20	-	-
Equity shares of INR 1 each (at premium of INR 837 each)	17,750	14.86	-	-
Equity shares of INR 1 each (at premium of INR 1,222 - each) (Refer Note 2 below)	17,963	21.98	-	-
Fair value gain recognised through profit and loss till the date entity has become an associate (Refer note 2 below)		97.87		-
Add: Share of loss of associate		(9.54)		-
Investments in Ten Times Online Private Limited				
Equity shares of INR 10 each (at premium of INR 40 each)	18,701	0.93	18,701	0.93
Sale of equity shares of INR 10 each (INR 64,7024) (Refer note 3 below)	(18,701)	(1.21)	-	-
Gain on sale of investment during the year		0.28		0.93
Less: Share of loss of associate		-		(0.93)
Investments in Truckhall Private Limited				
Compulsory convertible preference shares of INR 10 each (at premium of INR 7,467 each)	12,846	96.05	12,846	96.05
Equity shares of INR 10 each (at premium of INR 7,467 each)	1,879	14.05	1,879	14.05
Less: Share of loss of associate		(30.74)		(9.12)
Investments in Shipway Technology Private Limited				
Compulsory convertible preference shares of INR 10 each (at premium of INR 43,446 each)	4,088	177.65	4,088	177.65
Equity shares of INR 10 each (at premium of INR 43,446 each)	100	4.35	100	4.35
Less: Share of loss of associate		(17.58)		(6.22)
Investments in Agillo E-Commerce Private Limited				
Compulsory convertible preference shares of INR 10 each (at premium of INR 60,311 each)	2,694	162.50	2,694	162.50
Equity shares of INR 10 each (at premium of INR 43,497 each)	2,241	97.50	2,241	97.50
Less: Share of loss of associate		(24.38)		(5.11)
Investments in Edgewise Technologies Private Limited				
Compulsory Convertible Preference Shares of INR 10 each (at premium of INR 27,314 each)	4,784	130.72	4,784	130.72
Equity Shares of INR 10 each (at premium of INR 27,314 each)	100	2.73	100	2.73
Less: Share of loss of associate		(11.95)		(0.04)
Investments in IB Monotaro Private Limited				
Equity shares of INR 10 each (at premium of INR 1,274.15 each)	811,250	1,041.77	811,250	1,041.77
Less: Share of loss of associate		(126.18)		(4.17)
Investments in Adansa Solutions Private Limited				
Equity shares of INR 1000 each (at premium of INR 10,28,411.76 each) (Refer Note 4 below)	20	20.60	-	-
Compulsory Convertible Preference shares of INR 10 each (at premium of INR 14,696 each) (Refer Note 4 below)	7,950	116.90	-	-
Less: Share of loss of associate		(11.49)		-
		<u>2,751.48</u>		<u>2,490.27</u>

Notes:

- During the year ended 31 March 2023, the Group has further invested into the shares of Simply Vyapar Apps Private Limited, thereby increasing the equity ownership on fully converted and diluted basis to 27.45% from 27.00%.
- During the year ended 31 March 2023, the Group has further invested into the shares of Mobisy Technologies Private Limited, thereby increasing the equity ownership on fully converted and diluted basis to 25.08%. Mobisy Technologies Private Limited has become an associate of the Company with effect from 03 November 2022. Its fair value has been recorded till the date it has become an associate.
- During the year ended 31 March 2023, the Group has sold the entire stake in Ten Times Online Private Limited dated 16 March 2023 and consequently, the entity has ceased to be an associate.
- During the year ended 31 March 2023, the Group has acquired 26.01% stake in Adansa Solutions Private Limited by investing INR 137.50. Considering the percentage of ownership and board representation rights of the group, this investment was classified an associate.




8 Financial assets

	As at 31 March 2023	As at 31 March 2022
i) Investments		
Non-current		
i) Investment in other entities at FVTPL	2,210.52	1,719.05
ii) Investment in debt instruments of associates at FVTPL	155.00	-
	<u>2,365.52</u>	<u>1,719.05</u>
Current		
Investment in mutual funds and exchange traded funds at FVTPL	11,736.59	15,744.84
Investment in bonds and debentures at FVTPL	10,497.55	6,832.57
Investments in Investment Trust- Quoted (measured at FVTPL)	484.19	327.63
Investments in Alternative investment funds at FVTPL	-	102.61
	<u>22,718.33</u>	<u>23,007.65</u>

	As at 31 March 2023		As at 31 March 2022	
	No. of units	Amount	No. of units	Amount
a) Non-current investments				
(i) Investment in other entities				
<i>Unquoted (measured at FVTPL)</i>				
Instant Procurement Services Private Limited				
Equity shares held of INR 10 each (at premium of INR 899 each)	5,510	-	5,500	-
0.001% Optionally convertible redeemable preference share of INR 10 each (converted into 0.001% Compulsorily convertible preference share of INR 10 each)	-	-	12,446	-
0.001% Compulsorily convertible preference share of INR 10 each	16,200	-	3,764	-
Equity shares sold during the year (Refer Note 5 below)	(5,500)	(137.17)	-	-
Fair value gain on measurement and income from sale of Investment during the year		523.91		-
Mobisy Technologies Private Limited				
Compulsory convertible preference shares of INR 1 each (at premium of INR 776 each) (Refer note 7)	-	-	128,593	99.92
Equity shares of INR 1 each (at premium of INR 776 each) (Refer note 7)	-	-	100	0.07
Compulsory convertible preference shares of INR 1 each (at premium of INR 836 each) (Refer note 7)	-	-	119,474	100.00
Equity shares of INR 1 each (at premium of INR 837 each) (Refer note 7)	-	-	17,750	14.86
Fair value gain recognised through profit and loss during the year		-		7.72
Legistify Services Private Limited				
Compulsory convertible preference shares of INR 10 each (at premium of INR 5,132.68 each)	1,146	5.89	1,146	5.89
Compulsory convertible preference shares of INR 10 each (at premium of INR 4,104.14 each)	1,580	6.50	1,580	6.50
Compulsory convertible preference shares of INR 10 each (at premium of INR 58,120.00 each) (Refer Note 3 below)	1,290	75.00	-	-
Equity shares of INR 10 each (at premium of INR 5,132.68 each)	100	0.51	100	0.51
Compulsory convertible debentures of INR 1,000 each	-	87.90	75,000	75.00
Fair value gain recognised through profit and loss during the year		74.28		87.90
Mynd Solutions Private Limited				
Equity shares of INR 10 each (at premium of INR 87.21 each)	3,336,489	324.34	3,336,489	324.34
Compulsory convertible preference shares of INR 10 each INR (at premium of INR 149.32 each) (Refer Note 4 below)	1,510,656	240.68	-	-
Sale of equity shares (Refer Note 4 below)	(861,852)	(137.31)	-	324.34
Fair value gain on measurement and income from sale of Investment during the year		149.65		-
Zimyo Consulting Private Limited				
Compulsory convertible preference shares of INR 10 each (at premium of INR 86,306.32 - each)	1,870	161.41	1,870	161.41
Equity shares of INR 10 each (at premium of INR 86,306.32 - each)	100	8.63	100	8.63
		170.04		170.04
Flectx Technologies Private Limited				
Compulsory convertible preference shares of INR 10 each (at premium of INR 67,420 - each)	10,323	696.08	10,323	696.08
Equity shares of INR 10 each (at premium of INR 57,315 - each)	3,805	218.12	3,805	218.12
		<u>914.20</u>		<u>914.20</u>
		<u>2,210.52</u>		<u>1,719.05</u>
(ii) Investment in debt instruments of associates (measured at FVTPL)				
Investment in Truckhall Private Limited				
Investment made in 0.0001% Compulsory convertible debentures of INR 1000 each in Truckhall Private Limited (Refer Note 2 below)	75,000	75.00	75,000	-
Investment in Mobisy Technologies Private Limited				
Investment in Compulsory convertible debentures of INR 1000 each in Mobisy Technologies Private Limited (Refer Note 6 below)	80,000	80.00	80,000	-
		<u>155.00</u>		<u>-</u>

- The Group has invested in equity, convertible preference, and convertible debt instruments of other entities and associates, based on the terms of these instruments they are measured at fair value through profit and loss.
- During the year ended 31 March 2023, the Group has further invested INR 75.00 in Truckhall Private Limited in Compulsory Convertible Debentures.
- During the year ended 31 March 2023, the investment in Compulsory convertible debentures of Legistify Services Private limited has been converted into 1,290 convertible preference shares of the Company for INR 58,130 per share as per the terms and conditions of the agreement.
- During the year ended 31 March 2023, the Company has sold 861,852 equity shares for 159.32/- each of Mynd Solutions Private Limited amounting to INR 137.31 and simultaneously purchased 15,10,656 Compulsory convertible preference shares for 159.32/- each amounting to INR 240.68. Subsequent to these transactions, the equity ownership on fully converted and diluted basis in Mynd Solutions Private Limited stands at 9.2%.
- During the year ended 31 March 2023, the Group has sold equity shares of Instant Procurement Services Private Limited of INR 137.17. Further the 12,446 OCRPS has been converted into 12,436 0.001% Compulsory convertible redeemable preference share and 10 equity shares. Subsequent to these transactions, the equity ownership on fully converted and diluted basis in Instant Procurement Services Private Limited stands at 19.52%.
- During the year ended 31 March 2023, on 13 Feb 2023 the Group has invested INR 80 in Compulsory convertible Debentures of Mobisy Technologies Private Limited.




8 Financial assets (Cont'd)

b) Current investments

	As at 31 March 2023		As at 31 March 2022	
	No. of units	Amount	No. of units	Amount
<i>Investment in mutual funds and exchange traded funds - Quoted (measured at FVTPL)*</i>				
Aditya Birla Sun Life Short Term Fund	-	-	5,765,040	233.71
Aditya Birla Sun Life Corporate Bond Fund - Regular Growth	530,849	50.75	6,508,526	587.00
Aditya Birla Sun Life Corporate Bond Fund	12,176,476	1,164.12	10,264,505	936.18
Aditya Birla Sun Life Overnight fund	4	0.01	369,605	424.93
Aditya Birla Sun Life Nifty SDL Apr 2027 Index Fund	46,979,108	491.73	-	-
Aditya Birla Sun Life CRISIL IBX AAA Jun 2023 Index Fund	3,999,365	42.03	-	-
Axis Corporate Debt Fund	12,201,532	240.59	-	-
Bharat Bond ETF April-2023	400,000	491.63	400,000	467.94
Bharat Bond ETF April-2025	379,992	423.31	379,992	411.48
Bharat Bond FOF April 2023	5,534,867	67.64	-	-
Edelweiss Arbitrage Fund	-	-	43,664,568	719.74
Edelweiss NIFTY PSU Bond Plus SDL Apr 2026 50:50 Index Fund	47,476,047	525.57	47,476,047	509.92
Edelweiss CRISIL IBX 50:50 Gilt Plus SDL Apr 2037 Index Fund	47,754,473	500.05	-	-
HDFC Short Term Debt Fund	104,887	2.81	5,205,920	136.49
HDFC Short Term Debt Fund - Regular Growth	-	-	693,662	17.82
HDFC Low Duration Fund	15,429,585	810.37	24,968,530	1,243.14
HDFC Money Market Fund	-	-	257,730	1,199.68
HDFC Ultra Short Term Fund	-	-	100,961,709	1,253.22
HDFC Corporate Bond Fund	4,738,647	130.88	-	-
ICICI Prudential Banking & PSU Debt Fund	412,300	11.36	-	-
ICICI Prudential Corporate Bond Fund - Growth	664,641	16.60	-	-
ICICI Prudential Savings Fund	1,474,179	681.95	3,860,607	1,689.84
ICICI Prudential Short Term Fund	-	-	14,101,249	719.80
ICICI Prudential Short Term Fund - Regular Growth	361,528	18.27	393,503	18.80
ICICI Prudential Equity Arbitrage Fund	-	-	37,337,769	1,093.64
ICICI Prudential Corporate Bond Fund	22,305,368	580.56	-	-
ICICI Prudential Nifty SDL Dec 2028 Index Fund	48,219,177	502.67	-	-
Bandhan Low Duration Fund	-	-	15,216,251	484.79
Bandhan Bond Fund - Short Term Plan	-	-	7,006,559	343.30
Bandhan Banking & PSU Debt Fund - Regular Growth	1,205,754	25.19	-	-
Kotak Corporate Bond Fund	252,698	827.90	198,665	622.39
Kotak Nifty SDL Apr 2027 Top 12 Equal Weight Index Fund	54,708,297	567.20	-	-
Kotak Equity Arbitrage Fund	1,580,642	53.03	42,749,473	1,353.83
Kotak Nifty SDL Apr 2032 Top 12 Equal Weight Index Fund	94,602,577	990.38	-	-
Nippon India Floating Rate Fund	-	-	26,960,878.56	1,017.62
Nippon India Dynamic Bond Fund	24,940,628	822.49	-	-
SBI Nifty 50 ETF	1,450,000	260.41	1,450,000	259.58
SBI Corporate Bond Fund	4,542,601	60.54	-	-
SBI Liquid Fund	7,127	25.11	-	-
Aditya Birla Sun Life Liquid Fund	165,315	60.02	-	-
SBI S&P BSE Sensex ETF	648,000	408.88	-	-
SBI Nifty Index Fund	502,335	78.85	-	-
SBI Magnum Constant Maturity Fund	9,191,798	500.27	-	-
UTI Nifty 50 ETF	135,000	249.57	-	-
UTI Liquid Cash Plan	14,595	53.85	-	-
Total		11,736.59		15,744.84
<i>Investment in bonds and debentures- Quoted (measured at FVTPL)</i>				
Axis Bank Perpetual Bond	-	-	150	161.08
Bajaj Finance bond	200	197.48	200	201.02
Canara Bank perpetual bond	30	304.85	20	202.46
Export Import Bank Of India Bond	200	196.16	200	200.14
HDFC bank Perpetual Bond	20	205.59	400	432.94
HDFC Ltd Bond	900	903.80	650	661.72
ICICI Bank Infra Bond	100	103.29	-	-
Kotak Mahindra Investment Ltd Zero Coupon Bond	200	184.23	-	-
India Infra debt Ltd Bond	100	99.02	100	100.72
IRFC Ltd Perpetual Bond	250	255.18	250	255.97
ICICI Home Finance Company Ltd MLD	150	153.98	-	-
LIC Housing Finance Bond	1,000	1,020.54	500	515.77
Mahindra & Mahindra Zero coupon bonds	400	212.23	-	-
NABARD Bond	1,750	1,732.88	1,150	1,159.17
Piramal Enterprises MLD	180	197.46	180	187.79
Punjab National Bank Perpetual Bond	10	100.83	10	101.85
Power Grid Corporation of India Limited Bond	55	71.84	55	75.14
Power Finance Corporation Ltd - Bond	558	577.90	-	-
REC Bond	998	1,042.77	595	643.83
SBI Perpetual Bond	210	1,141.85	50	515.16
7.75% SBI Sept 2027	5	51.91	-	-
Shriram Transport Finance MLD	100	114.30	100	107.81
Bank of Baroda Perpetual Bond	10	102.85	-	-
State Bank of India Tier-II Bond	500	490.53	500	508.15
SIDBI Bond	650	629.46	650	650.74
Tata Cleantech MLD	250	254.93	-	-
Union Bank Perpetual Bond	15	151.69	15	151.11
Total		10,497.55		6,832.57
<i>Investments in Investment Trust- Quoted (measured at FVTPL)</i>				
Powergrid InvIT	3,951,962	484.19	2,446,824	327.63
<i>Investments in Alternative investment funds- Quoted (measured at FVTPL)</i>				
ICICI Prudential Long Short Fund - Series I	-	-	999,950	102.61
Total current investments		22,718.33		23,007.65
Aggregate book value of quoted investments		22,718.33		23,007.65
Aggregate market value of quoted investments		22,718.33		23,007.65
Aggregate carrying value of unquoted investments		2,365.52		1,719.05

* Unless otherwise mentioned, all Mutual Fund investments are under Direct Growth



12 Share capital

	Number of shares	Amount
Authorised equity share capital (INR 10 per share)		
As at 01 April 2021	99,442,460	994.42
As at 31 March 2022	99,442,460	994.42
As at 31 March 2023	99,442,460	994.42
Authorised 0.01% cumulative preference share capital (INR 328 per share)		
As at 01 April 2021	3	0.00
As at 31 March 2022	3	0.00
As at 31 March 2023	3	0.00
Issued equity share capital (subscribed and fully paid up) (INR 10 per share)		
As at 01 April 2021	30,316,294	303.16
Equity shares issued on exercise of ESOP during the year	27,846	0.28
Equity shares issued to Indiamart Employee Benefit Trust during the year (refer note (d) below)	173,000	1.73
Equity shares issued during the earlier year to Indiamart Employee Benefit Trust and transferred to employees pursuant to SAR exercised during the year (refer note (d) below)	47,434	0.48
Equity shares issued during the year and held by Indiamart Employee Benefit Trust as at year end (refer note (d) below)	(11,584)	(0.12)
As at 31 March 2022	30,552,990	305.53
Equity shares issued to Indiamart Employee Benefit Trust during the year (refer note (d) below)	210,000	2.10
Equity shares issued during the earlier year to Indiamart Employee Benefit Trust and transferred to employees pursuant to SAR exercised during the year (refer note (d) below)	11,584	0.12
Equity shares issued during the year and held by Indiamart Employee Benefit Trust as at year end (refer note (d) below)	(35,353)	(0.36)
Equity shares extinguished on buy back during the year (refer note 1 below)	(160,000)	(1.60)
As at 31 March 2023	30,579,221	305.79

Notes:

- 1 The Board of Directors at its meeting held on April 28, 2022, approved a proposal to buy-back upto 160,000 equity shares of the Company for an aggregate amount not exceeding INR 1,000, being 0.52% of the total paid up equity share capital at 6,250 per equity share. A Letter of Offer was made to all eligible shareholders. The Company bought back 160,000 equity shares out of the shares that were tendered by eligible shareholders and extinguished the equity shares on June 29, 2022. Capital redemption reserve was created to the extent of share capital extinguished of INR 1.60. The excess cost of buy-back of INR 1,012.78 (including INR 12.78 towards transaction cost of buy-back) over par value of share and corresponding tax on buy-back of INR 232.59 were offset from retained earnings.

2 Utilisation of Qualified Institutions Placement ('QIP') funds

- (i) During the year ended 31 March 2021, the Company had raised money by the way of QIP and allotted 1,242,212 equity shares of face value INR 10 each to the eligible qualified institutional buyers (QIB) at a price of INR 8,615 per equity share (including a premium of INR 8,605 per equity share) aggregating to INR 10,701.66 Millions on 22 February 2021. The issue was made in accordance SEBI (Issue of Capital and Disclosure Requirements) Regulations, 2018, as amended. Expenses incurred in relation to QIP amounting to INR 189.67 has been adjusted from Securities Premium Account which resulted into the QIP's net proceeds of INR 10,511.99. Out of these proceeds, the Company has utilised till 31 March 2023 INR 10,138.42 (31 March 2022 : 3,954.17) towards purposes specified in the placement document from the date of QIP. The balance amount of QIP's net proceeds remain invested in liquid instruments.
- (ii) Out of the amount utilised from QIP's net proceeds as mentioned in 2(i) above, INR 985.95 has been utilised through Tradezeal Online Private limited, the wholly owned subsidiary of the Company, details of the same are given below :-

Investment made through Tradezeal Online Private Limited	As at 31 March 2023	As at 31 March 2022
Truckhall Private Limited	185.10	110.10
Shipway Technology Private Limited	182.00	182.00
Legistify Services Private Limited	87.90	87.90
Agillos E-Commerce Private Limited	260.00	260.00
Edgewise Technologies Private Limited	133.45	133.45
Adamsa Solutions Private Limited	137.50	-
Total	985.95	773.45

Other than as disclosed above, no funds have been advanced or loaned or invested (either from borrowed funds or share premium or any other sources or kind of funds) by the Group and its associates to or in any other person(s) or entity(ies), including foreign entities (Intermediaries) with the understanding (whether recorded in writing or otherwise) that the Intermediary shall lend or invest in party identified by or on behalf of the Group and its associates (Ultimate Beneficiaries). The Group and its associates have not received any funds from any party(s) (Funding Party) with the understanding that the Group and its associates shall whether directly or indirectly lend or invest in other persons or entities identified by or on behalf of the Group and its associates (Ultimate Beneficiaries) or provide any guarantee, security or the like on behalf of the ultimate beneficiaries.

a) Terms/ rights attached to equity shares:


- 1) The Company has only one class of equity shares having a par value of INR 10 per share. Each holder of equity is entitled to one vote per share.
2) In event of liquidation of the Company, the holders of equity shares would be entitled to receive remaining assets of the Company, after distribution of all preferential amounts. The distribution will be in proportion to the number of equity shares held by the shareholders.

b) Details of shareholders holding more than 5% equity shares in the Company

Equity shares of Rs. 10 each fully paid	As at 31 March 2023		As at 31 March 2022	
	Number	% Holding	Number	% Holding
Dinesh Agarwal	8,590,559	28.06%	8,630,747	28.24%
Brijesh Agarwal	5,821,329	19.01%	5,848,544	19.14%
Arisaig Asia Fund Limited	1,536,494	5.02%	1,336,051	4.37%

Details of shareholding of promoters

Promoters	As at 31 March 2023		As at 31 March 2022		% Change during the year
	Number	% Holding	Number	% Holding	
Dinesh Chandra Agarwal	8,590,559	28.06	8,630,747	28.24	(0.18)
Brijesh Kumar Agrawal	5,821,329	19.01	5,848,544	19.14	(0.13)
Promoter Group					
Chetna Agarwal	154,479	0.50	155,200	0.51	(0.01)
Pankaj Agarwal	150,299	0.49	151,000	0.49	-
Anand Kumar Agrawal	70,000	0.23	70,000	0.23	-
Mecna Agarwal	69,800	0.23	69,800	0.23	-
Dinesh Chandra Agarwal (HUF)	59,722	0.20	60,000	0.20	-
Naresh Chandra Agrawal	40,200	0.13	40,200	0.13	-
Prakash Chandra Agrawal	40,014	0.13	40,200	0.13	-
Gunjan Agarwal	19,908	0.07	20,000	0.07	-
Keshar Devi Agrawal	19,709	0.06	19,800	0.06	-
Vijay Jalan	10,000	0.03	10,000	0.03	-
Naresh Chandra Agrawal (HUF)	8,959	0.03	9,000	0.03	-
Anand Kumar Agrawal (HUF)	5,973	0.02	6,000	0.02	-
Prakash Chandra Agrawal (HUF)	5,973	0.02	6,000	0.02	-
Hanirwasia Business Trust	200	0.00	200	0.00	-
Hanirwasia Family Trust	200	0.00	200	0.00	-
Nanpara Business Trust	100	0.00	100	0.00	-
Nanpara Family Trust	100	0.00	100	0.00	-
Total	15,067,524	49.21	15,137,091	49.53	



12 Share capital (Cont'd)

c) Shares reserved for issue under options

Information relating to the Company's share based payment plans, including details of options and SAR units issued, exercised and lapsed during the financial year, options and SAR units outstanding at the end of the year, is set out in note 28.

d) Shares held by Indiamart Employee Benefit Trust against employees share based payment plans (face value: INR 10 each)

	As at 31 March 2023		As at 31 March 2022	
	Number	Amount	Number	Amount
Opening balance	11,584	0.12	47,434	0.48
Purchased during the year	210,000	2.10	173,000	1.73
Transfer to employees pursuant to SAR/ESOP exercised	(186,231)	(1.86)	(208,850)	(2.09)
Closing balance	35,353	0.36	11,584	0.12

13 Other equity

	As at 31 March 2023		As at 31 March 2022	
	Securities premium	15,522.50	15,383.23	
General reserve	8.45	8.45		
Employee share based payment reserve	256.55	130.16		
Capital redemption reserve	1.60	-		
Retained earnings	4,490.03	2,913.16		
Total other equity	20,279.13	18,435.00		

Nature and purpose of reserves and surplus:

- a) **Securities premium:** The Securities premium account is used to record the premium on issue of shares and is utilised in accordance with the provisions of the Companies Act 2013.
- b) **General reserve:** The General reserve is used from time to time to transfer profits from retained earnings for appropriation purposes, as the same is created by transfer from one component of equity to another.
- c) **Employee share based payment reserve:** The Employee share based payment reserve is used to recognise the compensation related to share based awards issued to employees under Company's Share based payment scheme.
- d) **Capital redemption reserve:** The Capital redemption reserve is created when company purchases its own shares out of free reserves or securities premium. A sum equal to the nominal value of the shares so purchased is transferred to capital redemption reserve. The reserve is utilised in accordance with the provisions of section 69 of the Companies Act, 2013.
- e) **Retained earnings:** Retained earnings represent the amount of accumulated earnings of the Group, and re-measurement gains/losses on defined benefit plans.

14 Trade payables

	As at 31 March 2023	As at 31 March 2022
Payable to micro, small and medium enterprises	1.07	-
Other trade payables		
- outstanding dues to others	3.18	3.98
Accrued expenses	267.93	179.59
Total	272.18	183.57


Outstanding for following periods from due date of payment / transaction	Not due	Less than 1 year	1-2 years	2-3 years	More than 3 years	Total
31 March 2023						
(i) MSME* - undisputed	1.07	-	-	-	-	1.07
(ii) Others - undisputed	2.42	0.48	0.26	0.02	-	3.18
Accrued expenses	267.93	-	-	-	-	267.93
31 March 2022						
(i) MSME* - undisputed	-	-	-	-	-	-
(ii) Others - undisputed	-	1.47	1.28	-	1.23	3.98
Accrued expenses	179.59	-	-	-	-	179.59

* MSME as per the Micro, Small and Medium Enterprises Development Act, 2006.

15 Lease and other financial liabilities

	As at 31 March 2023	As at 31 March 2022
(a) Lease liabilities (Refer Note 5B)		
Current	118.80	100.41
Non-current	340.28	462.39
	459.08	562.80
(b) Other financial liabilities		
Non-current		
Deferred Consideration (Refer Note 34)	355.68	-
Total	355.68	-
Current		
Payable to employees	238.01	192.95
Security deposits	0.78	-
Other payable*	31.82	10.05
Total	270.61	203.00

*Includes unclaimed/unpaid dividend of INR 0.13 (31 March 2022: INR 0.12) and Unspent CSR of INR : 12.16 (31 March 2022 : Nil)



16 Provisions

	As at 31 March 2023	As at 31 March 2022
Non-current		
Provision for employee benefits (Refer note 27)		
Provision for gratuity	103.38	166.95
Provision for leave encashment	93.02	63.65
Total	196.40	230.60
Current		
Provision for employee benefits (Refer note 27)		
Provision for gratuity	33.51	23.34
Provision for leave encashment	28.13	11.56
Provision-others*	15.38	15.38
Total	77.02	50.28

* Contingency provision towards indirect taxes. There is no change in this provision during the year ended 31 March 2023.


17 Contract and other liabilities

	As at 31 March 2023	As at 31 March 2022
Contract liabilities*		
Non-current		
Deferred revenue	4,205.57	3,316.20
	4,205.57	3,316.20
Current		
Deferred revenue	6,741.96	5,110.80
Advances from customers	677.10	643.38
	7,419.06	5,754.18
Total	11,624.63	9,070.38
Other liabilities- current		
Statutory dues		
Tax deducted at source payable	53.20	32.89
GST payable	297.05	250.20
Others	16.84	7.84
Total	367.09	290.93

* Contract liabilities include consideration received in advance to render services in future periods. Refer Note 33 for outstanding balances pertaining to related parties.

18 Income tax assets and liabilities

	As at 31 March 2023	As at 31 March 2022
Income tax assets (net of provisions)		
Non current		
Income tax assets	1,699.98	1,849.80
Less: Provision for income tax	(1,615.72)	(1,615.84)
Total Non Current Tax assets (net)	84.26	233.96
Current tax liabilities		
Current tax liabilities	35.83	-
	35.83	-



19 Revenue from operations

Set out below is the disaggregation of the Group's revenue from contracts with customers:

	For the year ended 31 March 2023	For the year ended 31 March 2022
Sale of services		
Income from web services	9,220.14	7,397.02
Income from accounting software services	433.73	-
Advertisement and marketing services	200.12	137.83
Total	9,853.99	7,534.85

Transaction price allocated to the remaining performance obligations

The performance obligation is satisfied after the services are rendered for which customers has paid.

The transaction price allocated to the remaining performance obligations (unsatisfied or partially unsatisfied) i.e. Contract liabilities, as at March 31, are as follows:

	As at 31 March 2023		As at 31 March 2022	
	Less than 12 months	More than 12 months	Less than 12 months	More than 12 months
Web services	7,171.12	4,134.17	5,733.75	3,306.73
Accounting software services	223.25	52.31	-	-
Advertisement and marketing services	24.69	19.09	20.43	9.47
Total	7,419.06	4,205.57	5,754.18	3,316.20

No single customer represents 10% or more of the Company's total revenue during the year ended 31 March 2023 and 31 March 2022.

Changes in the contract liability balances during the year are as follows:

	For the year ended 31 March 2023	For the year ended 31 March 2022
Opening balance at the beginning of the year	9,070.38	7,261.01
Acquisition through business combinations	241.71	-
Measurement period adjustment	(19.48)	-
Less: Revenue recognised from contract liability balance at the beginning of the year	(5,372.02)	(4,254.99)
Add: Amount received/billed from customers during the year	12,186.12	9,344.22
Less: Revenue recognised from amounts billed during the year	(4,482.08)	(3,279.86)
Closing balance at the end of the year	11,624.63	9,070.38

20 Other income


	For the year ended 31 March 2023	For the year ended 31 March 2022
Fair value gain/(loss) on measurement and income from sale of financial assets		
-Fair value gain/(loss) (net) on measurement, interest and income from sale of mutual funds, exchange traded funds, bonds, debentures, units of alternative investment funds and investment trust	908.20	1,030.24
-Fair value gain on measurement and income from sale of Investment in other entities	837.99	7.72
Interest income from financial assets measured at amortised cost		
- on bank deposits	9.77	15.56
- on corporate deposits and loans	9.00	39.86
- on security deposits	2.99	2.85
Other interest income	6.20	10.11
Dividend Income	10.46	2.59
Gain on sale of investment in Associates	0.28	-
Gain on de-recognition of Right-of-use assets	4.71	1.76
Provisions and liabilities no longer required written back	4.77	7.30
Net gain/(loss) on disposal of property, plant and equipment	2.86	1.56
Miscellaneous income	8.03	2.39
Total	1,805.26	1,121.94

21 Employee benefits expense

	For the year ended 31 March 2023	For the year ended 31 March 2022
Salaries, allowance and bonus	3,764.97	2,470.45
Gratuity expense (refer note 27)	75.73	62.45
Leave encashment expense (refer note 27)	60.65	6.77
Contribution to provident and other funds	53.55	27.50
Employee share based payment expense (refer note 28)	265.66	102.73
Staff welfare expenses	26.79	5.62
Total	4,247.35	2,675.52

22 Finance costs

	For the year ended 31 March 2023	For the year ended 31 March 2022
Interest cost of lease liabilities	47.10	54.02
Interest Cost on Deferred consideration	34.41	-
Total	81.51	54.02



23 Depreciation and amortisation expense

	For the year ended 31 March 2023	For the year ended 31 March 2022
Depreciation of property, plant and equipment (Refer Note 5A)	98.44	11.86
Depreciation of Right-of-use assets (Refer Note 5B)	100.68	106.46
Amortisation of intangible assets (Refer Note 6B)	111.63	1.14
Total	310.75	119.46

24 Other expenses

	For the year ended 31 March 2023	For the year ended 31 March 2022
Content development expenses	288.17	164.38
Buyer engagement expenses	133.95	143.45
Customer support expenses	228.96	159.77
Commission on Sales	12.44	-
Outsourced sales cost	1,312.84	737.75
Internet and other online expenses	469.14	298.67
Rates and taxes	4.04	10.42
Outsourced support cost	17.45	12.53
Advertisement expenses	26.22	9.39
Power and fuel	15.81	7.72
Repair and maintenance:		
- Plant and machinery	6.96	3.43
- Others	39.63	27.27
Travelling and conveyance	33.62	10.46
Recruitment and training expenses	26.95	12.26
Legal and professional fees	108.94	54.81
Directors' sitting fees	5.25	3.55
Auditor's remuneration	8.34	5.76
Insurance expenses	45.35	31.21
Collection charges	49.18	44.79
Corporate social responsibility activities expenses	54.27	36.37
Rent	30.14	3.68
Miscellaneous expenses	10.16	3.20
Total	2,927.81	1,780.87


25 Earnings per share (EPS)

Basic EPS amounts are calculated by dividing the earnings for the period attributable to equity holders of the parent company by the weighted average number of equity shares outstanding during the period. Diluted EPS are calculated by dividing the earnings for the period attributable to the equity holders of the parent company by weighted average number of equity shares outstanding during the period plus the weighted average number of equity shares that would be issued on conversion of all the dilutive potential equity shares into equity shares. The following reflects the basic and diluted EPS computations:

	For the year ended 31 March 2023	For the year ended 31 March 2022
Basic		
Net profit as per the statement of profit and loss for computation of EPS (A)	2,838.27	2,976.18
Weighted average number of equity shares used in calculating basic EPS (B)	30,533,250	30,424,200
Basic earnings per equity share (A/B)	92.96	97.82
Diluted		
Weighted average number of equity shares used in calculating basic EPS	30,533,250	30,424,200
Potential equity shares	106,020	309,651
Total no. of shares outstanding (including dilution) (C)	30,639,270	30,733,851
Diluted earnings per equity share (A/C)	92.63	96.84

There are potential equity shares for the year ended 31 March 2023 and 31 March 2022 in the form of share based awards granted to employees which have been considered in the calculation of diluted earning per share.

For the year ended 31 March 2023 : Nil (31 March 2022: 24,722) SAR units of employees share based awards were excluded from the calculation of diluted weighted average number of ordinary shares as their effect would have been anti-dilutive.



26 Income tax

The major components of income tax expense are:

a) Income tax expense recognised in Statement of profit and loss

Particulars	For the year ended 31 March 2023	For the year ended 31 March 2022
Current tax expense		
Current tax for the year	950.11	980.47
	950.11	980.47
Deferred tax benefit		
Relating to origination and reversal of temporary differences	(75.60)	(52.22)
	(75.60)	(52.22)
Total income tax expense	874.51	928.25

b) Income tax recognised in other comprehensive income/(loss) (OCI)

Deferred tax related to items recognised in OCI during the year.


Particulars	For the year ended 31 March 2023	For the year ended 31 March 2022
Net gain/(loss) on remeasurements of defined benefit plans	15.31	1.44

c) Reconciliation of tax expense and the accounting profit multiplied by statutory income tax rate.

Profit before tax	3,712.78	3,904.43
Accounting profit before income tax	3,712.78	3,904.43
Tax expense at the statutory income tax rate @25.17%	934.51	982.74
Adjustments in respect of differences taxed at lower tax rates	(191.87)	(102.83)
Adjustment in respect of change in carrying amount of investment in subsidiaries	44.84	11.33
Adjustment in respect of buyback expenses	(3.22)	-
Dividend income received	(2.63)	(0.20)
Income non-taxable for tax purposes	-	26.33
Other non-deductible expenses and non-taxable income	(22.54)	6.49
Business losses and unabsorbed depreciation (for which no deferred tax asset recognised) *	115.42	4.39
Tax expense at the effective income tax rate of 23.55% (31 March 2022: 23.77%)	874.51	928.25

d) Breakup of deferred tax recognised in the Balance sheet

Particulars	As at 31 March 2023	As at 31 March 2022
Deferred tax asset		
Property, plant and equipment and intangible assets	13.21	5.29
Provision for gratuity	34.99	46.95
Provision for compensated absences	30.37	18.54
Provision for diminution of investments in subsidiaries	12.04	-
Investment in subsidiaries measured at fair value	-	39.30
Deferred revenue and advance from customers/dealers	11.45	-
Provision of expenses, allowable in subsequent year	51.24	39.67
Ind AS 116 - Leases impact	20.24	17.30
Total deferred tax assets recognised (A)	173.54	167.05
Deferred tax liabilities		
Investment in mutual funds, exchange traded funds, bonds, debentures, units of alternative investment fund and investment trust measured at fair value	(84.08)	(316.64)
Investment in other entities measured at fair value	(154.19)	(1.77)
Accelerated deduction on lease rent for tax purposes	(1.73)	(1.73)
Identified intangible assets on business acquisition	(111.64)	-
Others	(3.01)	(3.33)
Total deferred tax liabilities (B)	(354.65)	(323.47)
Net deferred tax liabilities (C) = (A) + (B)	(181.11)	(156.42)



26 Income tax (Cont'd)

e) Breakup of deferred tax expense recognised in Statement of profit and loss and OCI

Particulars

For the year ended
31 March 2023

For the year ended
31 March 2022

Deferred tax expense/(income) relates to the following:

Provision for gratuity	13.52	11.07
Provision for compensated absences	(9.96)	0.28
Investment in other entities measured at fair value	152.42	1.77
Investment in debt instrument of subsidiaries measured at fair value	39.30	-
Provision for diminution of investments in subsidiaries	(12.04)	-
Deferred revenue and advance from customers/dealers	44.29	-
Provision for expenses, allowable in subsequent year	(11.81)	(10.83)
Investment in mutual funds, exchange traded funds, bonds, debentures, units of alternative investment fund and investment trust measured at fair value	(238.22)	(47.87)
Accelerated deduction for tax purposes	-	(0.03)
Property, plant and equipment and intangible assets	(34.70)	2.32
Ind AS 116 - Leases impact	(2.81)	(6.37)
Others	(0.27)	(1.12)
Deferred tax benefit	(60.28)	(50.78)

f) Reconciliation of Deferred tax Assets & liabilities:

Particulars

As at 31 March 2023

As at 31 March 2022

Opening balance as of 1 April	(156.42)	(207.20)
Tax benefit/(expense) during the year recognised in Statement of profit and loss	75.60	52.22
Net Deferred tax liabilities recognised pursuant to business combinations (refer note 34)	(80.35)	-
Measurement period adjustments (refer note 34)	(4.63)	-
Tax impact during the year recognised in OCI	(15.31)	(1.44)
Closing balance at the end of the year	(181.11)	(156.42)

g) Disclosed in the balance sheet as follows:

Particulars

As at 31 March 2023

As at 31 March 2022

Deferred Tax Liabilities	(202.86)	(156.42)
Deferred Tax Assets	21.75	-
Deferred Tax Liabilities (net)	(181.11)	(156.42)

The Company offsets tax assets and liabilities if and only if it has a legally enforceable right to set off current tax assets and current tax liabilities, and deferred tax assets and deferred tax liabilities relate to income taxes levied by the same tax authority.

h) Detail of deductible temporary differences and unused tax losses for which no deferred tax asset is recognised in the balance sheet:

Particulars


As at 31 March 2023

As at 31 March 2022

Deductible temporary differences and unused tax losses for which no deferred tax assets have been recognised are attributable to the following:

- tax business losses	383.83	424.43
- unabsorbed depreciation	9.76	9.60
- other deductible temporary differences	0.80	3.27
	394.39	437.30

The Group offsets tax assets and liabilities if and only if it has a legally enforceable right to set off current tax assets and current tax liabilities and the deferred tax assets and deferred tax liabilities relate to income taxes levied by the same tax authority.



27 Defined benefit plan and other long term employee benefit plan

The Group has a defined benefit gratuity plan. Every employee who has completed statutory defined period of service gets a gratuity on departure at 15 days salary (last drawn salary) for each completed year of service. The scheme is funded with insurance company in form of qualifying insurance policy. This defined benefit plans exposes the Group to actuarial risks, such as longevity risk, interest rate risk and salary risk.

The amount included in the balance sheet arising from the Group's obligation in respect of its gratuity plan and leave encashment is as follows:

Gratuity - Defined benefit

	As at 31 March 2023	As at 31 March 2022
Present value of defined benefit obligation	354.24	336.31
Fair value of plan assets	(217.35)	(146.02)
Net liability arising from defined benefit	136.89	190.29

Leave encashment - other long term employee benefit plan

	As at 31 March 2023	As at 31 March 2022
Present value of other long term employee benefit plan	121.14	75.21

a) Reconciliation of the net defined benefit (asset)/liability and other long term employee benefit plan

The following table shows a reconciliation from the opening balances to the closing balances for the net defined benefit (asset)/liability and other other long term employee benefit plan and its components.

Reconciliation of present value of defined benefit obligation for Gratuity and Leave encashment

	Gratuity	
	As at 31 March 2023	As at 31 March 2022
Balance at the beginning of the year	336.31	289.63
Acquisition through business combinations	21.33	-
Benefits paid	(25.17)	(14.56)
Current service cost	61.94	47.51
Interest cost	24.20	18.63
Actuarial (gains)/losses		
- changes in demographic assumptions	(12.44)	1.07
- changes in financial assumptions	(31.19)	(9.22)
- experience adjustments	(20.74)	3.25
Balance at the end of the year	354.24	336.31
	Leave encashment	
	As at 31 March 2023	As at 31 March 2022
Balance at the beginning of the year	75.21	76.08
Acquisition through business combinations	2.29	-
Benefits paid	(17.01)	(7.64)
Current service cost	62.78	0.30
Interest cost	5.07	4.88
Past service cost	2.82	-
Actuarial (gains)/losses		
- changes in demographic assumptions	(4.46)	0.23
- changes in financial assumptions	(8.50)	(0.70)
- experience adjustments	2.94	2.06
Balance at the end of the year	121.14	75.21

Movement in fair value of plan assets


	Gratuity	
	As at 31 March 2023	As at 31 March 2022
Opening fair value of plan assets	146.02	57.30
Acquisition through business combinations	9.00	-
Interest income	10.41	3.69
Actuarial (gains)/losses	(4.00)	(0.40)
Contributions from the employer	81.00	100.00
Benefits paid	(25.08)	(14.57)
Closing fair value of plan assets	217.35	146.02

Each year the management of the Group reviews the level of funding required as per its risk management strategy. The Group expects to contribute to gratuity INR 74.04 millions during the year ended 31 March 2023 (31 March 2022: INR 52.85 million).

The major categories of plan assets as a percentage of the fair value of the total plan assets are as follows:

	As at 31 March 2023	As at 31 March 2022
Funds managed by insurer	100.00%	100.00%

The overall expected rate of return on assets is determined based on the market prices prevailing on that date, applicable to the period over which the obligation is to be settled.



27 Defined benefit plan and other long term employee benefit plan (Cont'd)

b) Expense recognised in profit or loss

	Gratuity	
	For the year ended 31 March 2023	For the year ended 31 March 2022
Current service cost	61.94	47.51
Net interest expense	13.79	14.93
Components of defined benefit costs recognised in profit or loss	75.73	62.44

	Leave encashment	
	For the year ended 31 March 2023	For the year ended 31 March 2022
Remeasurement of the net defined benefit liability:		
Actuarial (gain)/loss on plan assets	4.00	0.40
Actuarial (gain)/loss on defined benefit obligation	(64.37)	(4.90)
Components of defined benefit costs recognised in other comprehensive income	(60.37)	(4.50)

	Leave encashment	
	For the year ended 31 March 2023	For the year ended 31 March 2022
Current service cost	62.78	0.30
Past service cost	2.82	-
Net interest expense	5.07	4.88
Actuarial (gain)/loss on other long term employee benefit plan	(10.02)	1.59
Components of other long term employee benefit costs recognised in profit or loss	60.65	6.77

c) Actuarial assumptions

Principal actuarial assumptions at the reporting date (expressed as weighted averages):

	As at 31 March 2023	As at 31 March 2022
Discount rate	7.30-7.35%	6.75%
Expected rate of return on assets	7.30-7.35%	6.75%

Attrition rate:

Ages	As at 31 March 2023		As at 31 March 2022	
	Upto 4 years of service	Above 4 years of service	Upto 4 years of service	Above 4 years of service
Upto 30 years	31%	31%	30%	30%
Above 30 years	12%	12%	10%	10%

Future salary growth

	As at 31 March 2023		As at 31 March 2022	
Year 1	12.23%	12.23%	12.25%	12.25%
Year 2	12.23%	12.23%	12.25%	12.25%
Year 3 and onwards	12.07%	12.07%	12.25%	12.25%

Mortality table

India Assured Life Mortality (2012-14)

India Assured Life Mortality (2012-14)

The Group regularly assesses these assumptions with the projected long-term plans and prevalent industry standards.

d) Sensitivity analysis

Reasonably possible changes at the reporting date to one of the relevant actuarial assumptions, holding other assumptions constant, would have affected the defined benefit obligation by the amounts

Gratuity

For the year ended 31 March 2023

	Increase	Decrease
Impact of change in discount rate by 0.50%	(18.86)	20.70
Impact of change in salary by 0.50%	8.44	(8.79)


For the year ended 31 March 2022

	Increase	Decrease
Impact of change in discount rate by 0.50%	(21.54)	23.96
Impact of change in salary by 0.50%	9.14	(9.69)

Although the analysis does not take account of the full distribution of cash flows expected under the plan, it does provide an approximation of the sensitivity of the assumptions shown.

e) The table below summarises the maturity profile and duration of the gratuity liability:

Particulars	As at 31 March 2023	As at 31 March 2022
Within one year	33.51	23.34
Within one - three years	53.70	38.89
Within three - five years	42.69	34.08
Above five years	224.34	240.00
Total	354.24	336.31



28 Share based payment plans

a) Employee Stock Option Plan (ESOP)

The Group has provided various share-based payment schemes to its employees in the preceding financial years. During the year ended 31 March 2023, the following schemes were in operation:

	ESOP 2017	ESOP 2022
Date of grant	June 02, 2017	Jan 10, 2022
Date of Board Approval	May 04, 2017	Jan 08, 2022
Date Of Shareholder's approval	September 23, 2015	May 07, 2018
Number of options approved	200,730	45,490
Method of Settlement	Equity	Equity
Vesting period (in months)	0 to 48 Months	0 to 48 Months

The details of activity have been summarized below:

ESOP 2017*

	For the year ended 31 March 2023		For the year ended 31 March 2022	
	Number of options	Weighted Average Exercise Price (INR)	Number of options	Weighted Average Exercise Price (INR)
Outstanding at the beginning of the year	-	-	13,923	200
Granted during the year	-	-	-	-
Forfeited/ expired during the year	-	-	-	-
Exercised during the year	-	-	13,923	200
Outstanding at the end of the year	-	-	-	-
Exercisable at the end of the year	-	-	-	-

* 27,846 shares have been issued against the ESOP exercised under this scheme during the year ended 31 March, 2022.

ESOP 2022


	For the year ended 31 March 2023		For the year ended 31 March 2022	
	Number of options	Weighted Average Exercise Price (INR)	Number of options	Weighted Average Exercise Price (INR)
Outstanding at the beginning of the year	45,050	10	-	-
Granted during the year	-	-	45,490	10
Forfeited/ expired during the year	5,061	10	440	10
Exercised during the year	4,205	10	-	-
Outstanding at the end of the year	35,784	10	45,050	10
Exercisable at the end of the year	-	-	-	-

Figures for the year ended 31 March 2023 are as follows:

	ESOP 2022	ESOP 2017
Range of exercise prices	10	-
Number of options outstanding	35,784	-
Weighted average remaining contractual life of options (in years)	3	-
Weighted average exercise price	10	-
Weighted average share price for the options exercised during the year	10	-

Figures for the year ended 31 March 2022 are as follows:

	ESOP 2022	ESOP 2017
Range of exercise prices	10	200
Number of options outstanding	45,050	-
Weighted average remaining contractual life of options (in years)	4	-
Weighted average exercise price	10	200
Weighted average share price for the options exercised during the year	-	300



28 Share based payment plans (Cont'd)

Stock Options granted

The key inputs used in the measurement of the grant date fair valuation of equity settled plans are given in the table below:

Figures for the year ended 31 March 2023 are as follows:

	ESOP 2022*	ESOP 2017
Weighted average share price	6,662	280.50
Exercise Price	10	0
Expected Volatility	NA	0.00%
Historical Volatility	NA	0.10%
Life of the options granted (Vesting and exercise year) in years	4	0.00
Expected dividends	NA	Nil
Average risk-free interest rate	NA	7.20%
Value of options method	Market price of stock*	Black-Scholes valuation model

* Fair value has been considered as stock price of the day prior to the grant date.

Figures for the year ended 31 March 2022 are as follows:

	ESOP 2022*	ESOP 2017
Weighted average share price	6662	280.50
Exercise Price	10	200
Expected Volatility	NA	0.00%
Historical Volatility	NA	0.10%
Life of the options granted (Vesting and exercise year) in years	4	7.70
Expected dividends	NA	Nil
Average risk-free interest rate	NA	7.20%
Value of options method	Market price of stock*	Black-Scholes valuation model

* Fair value has been considered as stock price of the day prior to the grant date.

b) Stock appreciation rights (SAR)

The Company has granted stock appreciation rights to its employees. Details are as follows

	SAR 2018	SAR 2021	SAR 2022
Date of grant	October 01, 2018	August 01, 2021	January 10, 2022
Date of Board Approval	September 22, 2018	July 19, 2021	January 08, 2022
Date Of Shareholder's approval	May 07, 2018	May 07, 2018	May 07, 2018
Number of units approved	800,740	8,600	68,770
Method of Settlement	Equity	Equity	Equity
Vesting period (in months)	0 to 48 Months	0 to 48 Months	0 to 48 Months


The details of activity have been summarized below:

SAR 2018*	For the year ended 31 March 2023		For the year ended 31 March 2022	
	Number of SAR units	Weighted Average Exercise Price (INR)	Number of SAR units	Weighted Average Exercise Price (INR)
Outstanding at the beginning of the year	203,658	500	427,788	500
Granted during the year	-	-	-	-
Lapsed during the year	2,028	500	11,280	500
Exercised during the year	201,630	500	212,850	500
Expired during the year	-	-	-	-
Outstanding at the end of the year	-	-	203,658	500
Exercisable at the end of the year	-	-	-	-

* 31 March 2023 : 175,893 (31 March 2022 : 208,850) shares have been issued against the SAR exercised under this scheme during the year.

SAR 2021*	For the year ended 31 March 2023		For the year ended 31 March 2022	
	Number of SAR units	Weighted Average Exercise Price (INR)	Number of SAR units	Weighted Average Exercise Price (INR)
Outstanding at the beginning of the year	7,250	10	-	-
Granted during the year	-	-	8,600	10
Lapsed during the year	-	-	1,350	10
Exercised during the year	725	10	-	-
Expired during the year	-	-	-	-
Outstanding at the end of the year	6,525	10	7,250	10
Exercisable at the end of the year	-	-	-	-

* 31 March 2023 : 716 (31 March 2022 : Nil) shares have been issued against the SAR exercised under this scheme during the year.



28 Share based payment plans (Cont'd)

SAR 2022*	For the year ended 31 March 2023		For the year ended 31 March 2022	
	Number of SAR units	Weighted Average Exercise Price (INR)	Number of SAR units	Weighted Average Exercise Price (INR)
Outstanding at the beginning of the year	66,350	10	-	-
Granted during the year	-	-	68,770	10
Lapsed during the year	6,813	10	2,420	10
Exercised during the year	5,996	10	-	-
Expired during the year	-	-	-	-
Outstanding at the end of the year	53,541	10	66,350	10
Exercisable at the end of the year	-	-	-	-

* 31 March 2023 : 5,447 (31 March 2022 : Nil) shares have been issued against the SAR exercised under this scheme during the year.

Figures for the year ended 31 March 2023:

	SAR 2018	SAR 2021	SAR 2022
Range of exercise prices	500	10	10
Number of units outstanding	-	6,525	53,541
Weighted average remaining contractual life of units (in years)	-	2.33	2.83
Weighted average exercise price	500	10	10

Figures for the year ended 31 March 2022:

	SAR 2018	SAR 2021	SAR 2022
Range of exercise prices	500	10	10
Number of units outstanding	203,658	7,250	66,350
Weighted average remaining contractual life of units (in years)	0.50	3.33	3.83
Weighted average exercise price	500	10	10

SAR units granted

The key inputs used in the measurement of the grant date fair valuation of equity settled plans are given in the table below:

Figures for the year ended 31 March 2023:

	SAR 2018	SAR 2021*	SAR 2022*
Weighted average share price	597	7,135	6,662
Exercise Price	500	10	10
Expected Volatility	41%	NA	NA
Historical Volatility	41%	NA	NA
Life of the options granted (Vesting and exercise year) in years	3.00	3	3
Expected dividends	Nil	NA	NA
Average risk-free interest rate	7.80%	NA	NA
Value of options method	Black-Scholes valuation model	Market price of stock*	Market price of stock*

* Fair value has been considered as stock price of the day prior to the grant date.

Figures for the year ended 31 March 2022:

	SAR 2018	SAR 2021*	SAR 2022*
Weighted average share price	597	7,135	6,662
Exercise Price	500	10	10
Expected Volatility	41%	NA	NA
Historical Volatility	41%	NA	NA
Life of the options granted (Vesting and exercise year) in years	4.00	4	4
Expected dividends	Nil	NA	NA
Average risk-free interest rate	7.80%	NA	NA
Value of options method	Black-Scholes valuation model	Market price of stock*	Market price of stock*


* Fair value has been considered as stock price of the day prior to the grant date.

Effect of the employee share-based payment plans on the statement of profit & loss:

	For the year ended 31 March 2023	For the year ended 31 March 2022
Total Employee Compensation Cost pertaining to share-based payment plans	265.66	102.73
Compensation Cost pertaining to equity-settled employee share-based payment plan included above	265.66	102.73

Effect of the employee share-based payment plans on its financial position:

	As at 31 March 2023	As at 31 March 2022
Total reserve for employee share based payments outstanding as at year end	256.55	130.16



29 Fair value measurements

a) Category wise details as to carrying value, fair value and the level of fair value measurement hierarchy of the Group's financial instruments are as follows:

	Level	As at 31 March 2023	As at 31 March 2022
Financial assets			
a) Measured at fair value through profit or loss (FVTPL)			
- Investment in mutual funds and exchange traded funds (Refer Note b(iii) below)	Level 1	11,736.59	15,744.84
- Investments in Investment Trust (Refer Note b(iii) below)	Level 1	484.19	327.63
- Investments in Alternative investment funds (Refer Note b(iii) below)	Level 1	-	102.61
- Investment in bonds & debentures (Refer Note b(v) below)	Level 2	10,497.55	6,832.57
- Investment in equity/preference instruments of other entities (Refer Note b(iv) below)	Level 3	2,210.52	1,719.05
- Investment in debt instruments of associates (Refer Note b(v) below)	Level 3	155.00	-
		25,083.85	24,726.70
b) Measured at amortised cost (refer note (b)(i) and (ii) below)			
- Trade receivables		70.55	13.26
- Cash and cash equivalents		581.06	495.47
- Loans to employees		5.20	31.86
- Inter-corporate deposits		52.12	417.35
- Security deposits		48.44	42.47
- Deposits with Banks		1.69	272.77
- Other financial assets		141.91	115.25
		900.97	1,388.43
Total financial assets (a+b)		25,984.82	26,115.13
Financial liabilities			
a) Measured at amortised cost (refer note (b)(i) and (ii))			
- Trade payables		272.18	183.57
- Security deposits		0.78	-
- Other financial liabilities		625.51	203.00
- Lease liabilities		459.08	562.80
Total financial liabilities		1,357.55	949.37

b) The following methods / assumptions were used to estimate the fair values:

- The carrying value of deposits with Banks, Inter-corporate deposits with Financial institutions, trade receivables, loans to employees, cash and cash equivalents, trade payables, security deposits, lease liabilities and other financial assets and other financial liabilities measured at amortised cost approximate their fair value due to the short-term maturities of these instruments. These have been assessed basis counterparty credit risk.
- The fair value of non-current financial assets and financial liabilities measured are determined by discounting future cash flows using current rates of instruments with similar terms and credit risk. The current rates used does not reflect significant changes from the discount rates used initially. Therefore, the carrying value of these instruments measured at amortised cost approximate their fair value.
- Fair value of quoted mutual funds, exchange traded fund, alternative investment funds and investment trust is based on quoted market prices at the reporting date. We do not expect material volatility in these financial assets.
- Fair value of investment in equity/preference/ and debenture instruments of other entities is estimated based on discounted cash flows / market multiple valuation technique using the cash flow projections, discount rate and credit risk and are classified as Level 3.
- Fair value of Investment in debt instruments of associates is estimated based on discounted cash flows / market multiple valuation technique using the cash flow projections, discount rate and credit risk and are classified as Level 3.
- Fair value of the quoted bonds and debentures is determined using observable market's inputs and is classified as Level 2.

c (i) Following table describes the valuation techniques used and key inputs thereto for the level 3 financial assets as of 31 March 2023:

Financial assets	Valuation technique(s)	Significant Unobservable inputs	Significant Unobservable inputs range	Inter-relationship between significant unobservable input and fair value measurement
Investment in equity/preference instruments of other entities				
Legistify Services Private Limited, Mynd Solutions Private Limited, Zimyo Consulting Private Limited, Fleetx Technologies Private Limited and Instant Procurement Services Private Limited	Market multiple and Discounted cashflow approach	i) Discount rate ii) Revenue growth rate iii) Market multiples (Comparable Companies)	i) 24.5% - 28.5% ii) 10% - 204.7% iii) 2.1x - 7.2x	The estimated fair value of Investment in Other entities will Increase/ (decrease) if the Revenue growth rate and Market multiple is higher/ (lower). The estimated fair value of Investment in Other entities will Increase/ (decrease) if the Discount rate is (lower)/ higher

Sensitivity:

For the fair value of investment in other entities, reasonably possible changes in significant unobservable inputs at the reporting date would have the following effect:

	For the year ended 31 March 2023
(a) Discount Rate:	
-1% change	(59.38)
-1% change	65.81
(b) Revenue Growth Rate:	
+1% change	60.08
-1% change	(55.52)
(c) Market Multiple:	
+2.5% change	21.38
-2.5% change	(21.38)


c (ii) Following table describes the valuation techniques used and key inputs thereto for the level 3 financial assets as at 31 March 2022 :

Financial assets	Valuation technique	Significant Unobservable input range	Inter-relationship between significant unobservable input and fair value measurement
Investment in equity/preference instruments of other entities			
Mobisy Technologies Private Limited, Legistify Services Private Limited, Mynd Solutions Private Limited, Zimyo Consulting Private Limited and Fleetx Technologies Private Limited	Market multiple approach	0.7x-8.3x	The estimated fair value of Investment in Other entities will Increase/ (decrease) if the Market multiple is higher/ (lower)

Sensitivity

For the fair value of investment in other entities, reasonably possible changes in Market Multiple by 250 basis points at the reporting date being a significant unobservable inputs, would have the following effect

	For the year ended 31 March 2022
+2.5% change in Market Multiple	32.48
-2.5% change in Market Multiple	(20.15)



29 Fair value measurements (Cont'd)

d) Reconciliation of level 3 fair value measurements

	Investment in equity/preference instruments of other entities/investment in debt instruments of associates	
	For the year ended 31 March 2023	For the year ended 31 March 2022
Opening balance	1,719.05	99.99
Gain recognised in profit or loss	837.99	7.72
Additions	395.68	1,611.34
Disposals/Extinguishment	(274.48)	-
Change in status of investment to Associate	(312.72)	-
Closing balance	2,365.52	1,719.05

e) During the year ended 31 March 2023 and 31 March 2022, there were no transfers due to re-classification into and out of Level 3 fair value

30 Capital management

The Group manages its capital to ensure it will be able to continue as a going concerns while maximising the return to stakeholders through the optimisation of the borrowings and equity balance.

The capital structure of the Group consists of no borrowings and only equity of the Company.

The Group is not subject to any externally imposed capital requirements.

The Group reviews the capital structure on a regular basis. As part of this review, the Group considers the cost of capital, risks associated with each class of capital requirements and maintenance of adequate liquidity.

31 Financial risk management objectives and policies

The Group is exposed to market risk, credit risk and liquidity risk. The Group's board of directors have overall responsibility for the establishment and oversight of the Group's risk management framework. The Group's risk management policies are established to identify and analyse the risks faced by the Group, to set appropriate risk limits and controls and to monitor risks and adherence to limits. Risk management policies and systems are reviewed regularly to reflect changes in market conditions and the Group's activities.

The Group's board oversees how management monitors compliance with the Group's risk management policies and procedures, and reviews the adequacy of the risk management framework in relation to the risks faced by the Group. The Board is assisted in its oversight role by internal audit. Internal audit undertakes regular reviews of risk management controls and procedures, the results of which are reported to the audit committee.

i) Credit risk management

Credit risk is the risk of financial loss to the Group if a customer or counterparty to a financial instrument fails to meet its contractual obligations, and arises principally from the Group's cash and cash equivalents, bank deposits, inter-corporate deposits and investment in mutual funds, exchange traded funds, bonds, debentures, units of alternative investment funds and units of investment trust with reputed banks and financial institutions.

The carrying amounts of financial assets represent the maximum credit risk exposure.

Credit risk management considers available reasonable and supportive forward-looking information including indicators like external credit rating (as far as available), macro-economic information (such as regulatory changes, government directives, market interest rate).

Trade receivables

The Group majorly collects consideration in advance for the services to be provided to the customer. As a result, the Group is not exposed to any significant credit risk on trade receivables.

Cash and cash equivalents, bank deposits and investments in mutual funds, exchange traded funds, debentures, units of alternative investment funds and units of investment trust.

The Group maintains its cash and cash equivalents, bank deposits, inter-corporate deposits and investment in mutual funds, exchange traded funds, bonds, debentures, units of alternative investment funds and units of investment trust with reputed banks and financial institutions. The credit risk on these instruments is limited because the counterparties are banks with high credit ratings assigned by international credit rating agencies.


Security deposits and loans

The Group monitors the credit rating of the counterparties on regular basis. These instruments carry very minimal credit risk based on the financial position of parties and Group's historical experience of dealing with the parties.

ii) Liquidity risk management

Liquidity risk is the risk that the Group will encounter difficulty in meeting the obligations associated with its financial liabilities that are settled by delivering cash or another financial asset. The Group's approach to managing liquidity is to ensure, as far as possible, that it will have sufficient liquidity to meet its liabilities when they are due, under both normal and stressed conditions, without incurring unacceptable losses or risking damage to the Groups's reputation.

Ultimate responsibility for liquidity risk management rests with the board of directors, which has established an appropriate liquidity risk management framework for the management of the Group's short-term, medium-term and long-term funding and liquidity management requirements. The Group manages liquidity risk by maintaining adequate reserves, banking facilities, and continuously monitoring forecast and actual cash flows, and by matching the maturity profiles of financial assets and liabilities.



31 Financial risk management objectives and policies (Cont'd)

Maturities of financial liabilities

The table below summarises the maturity profile of the Group's financial liabilities based on contractual undiscounted payments:

Contractual maturities of financial liabilities

	Within 1 year	Between 1 and 5 years and thereafter	Total
As at 31 March 2023			
Trade payables	272.17	-	272.17
Lease and other financial liabilities	389.41	897.43	1,286.84
	661.58	897.43	1,559.01
As at 31 March 2022			
Trade payables	183.57	-	183.57
Lease and other financial liabilities	303.41	634.41	937.82
	486.98	634.41	1,121.39

iii) Market risk

Market risk is the risk that the fair value of future cash flows of a financial instrument will fluctuate because of changes in market prices. Market risk comprises three types of risk: interest rate risk, currency risk and other price risk, such as equity price risk and commodity risk. Financial instruments affected by market risk include foreign currency receivables, deposits, investments in mutual funds, exchange traded funds, bonds, debentures, units of alternative investment funds, units of investment trust and investment in other entities.

a) Foreign currency risk

Foreign currency risk is the risk that the fair value or future cash flows of an exposure will fluctuate because of changes in foreign exchange rates. The Group's exposure to the risk of changes in foreign exchange rates relates primarily to the company's operating activities (when revenue or expense is denominated in a foreign currency). The company's exposure to unhedged foreign currency risk as at 31 March 2023 and 31 March 2022 is not material. Currency risks related to the principal amounts of the company's US dollar trade receivables.

b) Interest rate risk


Investment of short-term surplus funds of the Group in liquid schemes of mutual funds, exchange traded funds, bonds, debentures, units of alternative investment fund and investment trust provides high level of liquidity from a portfolio of money market securities and high quality debt and categorized as 'low risk' product from liquidity and interest rate risk perspectives.

Sensitivity

+ 5% change in NAV of mutual funds, exchange traded funds, bonds, debentures, units of alternative investment fund and units of investment trust.

- 5% change in NAV of mutual funds, exchange traded funds, bonds, debentures, units of alternative investment fund and units of investment trust.

	Impact on profit before tax	
	For the year ended 31 March 2023	For the year ended 31 March 2022
+ 5% change in NAV of mutual funds, exchange traded funds, bonds, debentures, units of alternative investment fund and units of investment trust.	1,135.92	1,150.38
- 5% change in NAV of mutual funds, exchange traded funds, bonds, debentures, units of alternative investment fund and units of investment trust.	(1,135.92)	(1,150.38)



32 Segment information

Operating segments are defined as components of an enterprise for which discrete financial information is available that is evaluated regularly by the chief operating decision maker, in deciding how to allocate resources and assessing performance.

Pursuant to acquisition of Busy Infotech Private Limited and Livekeeping Technologies Private Limited (Formerly known as Finlite Technologies Private limited) during the current year ended 31 March 2023, the Group has identified two business segments namely "Web and related Services" and "Accounting Software Services" as reportable segments based on the nature of the products, the risks and returns, the organization structure and the internal financial reporting systems.

Web and related services are business-to-business e-marketplace services which acts as an interactive hub for domestic and international buyers and suppliers. Accounting software services includes business of development, system analysis, designing and marketing of integrated business accounting software to help and manage businesses with increased efficiency.

Segment accounting Policies

The accounting principles used in the preparation of the financial statements are consistently applied to record revenue and expenditure in individual segments and are as set out in note 2 on significant accounting policies. The accounting policies in relation to segment accounting are as under:

(a) Segment revenue and expenses

Segment revenue is directly attributable to the segment and segment expenses have been allocated to various segments on the basis of specific identification. Segment revenue does not include other income. Segment expenses do not include finance cost, Depreciation and amortization, tax expense and share of loss of associates.

(b) Segment assets and liabilities

Assets and liabilities directly attributable or allocable to segments are disclosed under each reportable segment.

Financial information about the business segments for the year ended 31 March 2023 and 31 March 2022 is as follows:

	For the year ended 31 March 2023			For the year ended 31 March 2022	
	Web and related services	Accounting Software services	Total	Web and related services	Total
Revenue from operations from external customers	9,420.26	433.73	9,853.99	7,534.85	7,534.85
Inter-segment revenue	-	-	-	-	-
Segment revenues	9,420.26	433.73	9,853.99	7,534.85	7,534.85
Segment results	2,577.08	101.75	2,678.83		3,078.46
Finance Cost			(81.51)		(54.02)
Depreciation and Amortization expense			(310.75)		(119.46)
Other income			1,805.26		1,121.94
Profit before share of loss of associates and tax			4,091.83		4,026.92
Share of loss of an associates			(379.05)		(122.49)
Profit before tax			3,712.78		3,904.43
Tax expense			(874.51)		(928.25)
Profit for the year			2,838.27		2,976.18

Information about geographical areas:

The Group's revenue from continuing operations from external customers by location of operations and information of its non-current assets by location of assets are detailed below:

For the year ended 31 March 2023 and 31 March 2022

	For the year ended 31 March 2023			For the year ended 31 March 2022	
	Web and related services	Accounting Software services	Total	Web and related services	Total
India	9,337.25	404.87	9,742.12	7,458.04	7,458.04
Others	83.01	28.86	111.87	76.81	76.81
	9,420.26	433.73	9,853.99	7,534.85	7,534.85


	As at 31 March 2023			As at 31 March 2022	
	Web and related services	Accounting Software services	Total	Web and related services	Total
India	551.19	4,996.86	5,548.05	603.36	603.36
Others	-	-	-	-	-
	551.19	4,996.86	5,548.05	603.36	603.36

* Non-current assets exclude financial assets, investment in associates, deferred tax assets, tax assets and post-employment benefit assets.

No single customer represents 10% or more of the Group's total revenue for the year ended 31 March 2023 and 31 March 2022, respectively.

Segment assets and liabilities

	As at 31 March 2023				As at 31 March 2022		
	Web and related services	Accounting Software services	Unallocable	Total	Web and related services	Unallocable	Total
Segment assets	22,680.36	6,275.93	5,490.01	34,446.30	18,721.19	10,767.32	29,488.51
Segment liabilities	13,007.13	854.25	-	13,861.38	10,747.98	-	10,747.98



33 Related party transactions**i) Names of related parties and related party relationship:****a) Entity's subsidiaries & associates**

Subsidiaries	
	Hello Trade Online Private Limited
	Tradezeal Online Private Limited
	Tolexo Online Private Ltd
	Pay With Indiamart Private Limited
	Busy Infotech Private Limited (with effect from 06 April 2022)
	Livekeeping Technologies Private Limited (Formerly known as Finlite Technologies Private Limited) (with effect from 23 May 2022)
	Livekeeping Private Limited (Subsidiary of Livekeeping Technologies Private Limited, with effect from 23 May 2022)
Associates	
	Simply Vyapar Apps Private Limited
	Ten Times Online Private Limited (ceased to be an associate with effect from 16 March, 2023)
	Truckhall Private Limited
	Shipway Technology Private Limited
	Agillos E-Commerce Private Limited
	Edgewise Technologies Private Limited
	IB Monotaro Private Limited
	Adansa Solutions Private Limited (w.e.f April 06, 2022))
	Mobisy Technologies Private Limited (with effect from 03 November 2022)

b) Individuals owning directly or indirectly, an interest in the voting power of the Group that gives them Significant Influence over the Group and Key Management Personnel (KMP)

Name	Designation
Dinesh Chandra Agarwal	Managing Director & CEO
Brijesh Kumar Agrawal	Whole time director
Prateek Chandra	Chief financial officer
Manoj Bhargava	Company Secretary
Dhruv Prakash	Non-executive director
Rajesh Sawhney	Independent director
Elizabeth Lucy Chapman	Independent director (Resigned with effect from 07 October 2022)
Vivek Narayan Gour	Independent director
Pallavi Dinodia Gupta	Independent director (Appointed with effect from 20 October 2022)

c) Entities where Individuals and Key Management Personnel (KMP) as defined above exercise significant influence.

Mansa Enterprises Private Limited
Mynd Solutions Private Limited

d) Other related parties

Indiamart Employee Benefit Trust (administered Trust to manage employees share based payment plans of the Company)
Indiamart Internesh Employees Group Gratuity Assurance Scheme (administered Trust to manage post-employment defined benefits of employees of the Company)

ii) Key management personnel compensation

	For the year ended 31 March 2023	For the year ended 31 March 2022
Short-term employee benefits	154.26	137.24
Post-employment benefits	0.04	0.25
Other long-term employee benefits	1.79	0.36
Employee share based payment	13.76	5.46
	169.85	143.31



33 Related party transactions (Cont'd)

The following table provides the total amount of transactions that have been entered into with the related parties for the relevant financial year:

Particulars	For the year ended 31 March 2023	For the year ended 31 March 2022
Entities where KMP and Individuals exercise Significant influence		
<u>Expenses for rent</u>		
Mansa Enterprises Private Limited	2.64	1.73
Purchase of Investment		
Mynd Solutions Private Limited	240.68	-
Sale of Investment		
Mynd Solutions Private Limited	137.31	-
Key management personnel		
<u>Recruitment and training expenses</u>		
Dhruv Prakash	2.25	-
<u>Loans</u>		
Manoj Bhargava	-	1.50
Director's sitting fees	4.86	3.55
Dividend paid		
Dinesh Chandra Agarwal	17.18	129.46
Brijesh Kumar Agrawal	11.64	87.73
Prateek Chandra	0.23	1.46
Manoj Bhargava	0.01	0.01
Rajesh Sawhney	0.01	0.08
Dhruv Prakash	0.03	0.38
Vivek Narayan Gour	0.01	0.15
Associates		
<u>Investment in associates</u>		
Truckhall Private Limited	75.00	110.10
Shipway Technology Private Limited	-	182.00
Agillos E-Commerce Private Limited	-	260.00
Edgewise Technologies Private Limited	-	133.45
IB MonotaRO Private Limited	-	1,041.77
Simply Vyapar Apps Private Limited	39.78	615.50
Adansa Solutions Private Limited	137.50	-
Mobisy Technologies Private Limited	231.18	-
Sale of Investment in associates		
Ten Times Online Pvt. Ltd	1.21	-
<u>Web & Advertisement services provided to</u>		
Simply Vyapar Apps Private Limited	16.47	8.43
IB Monotaro Private Limited	0.32	-
<u>Internet and online services availed</u>		
Ten Times Online Private Limited	0.05	0.17
<u>Miscellaneous services provided to</u>		
Simply Vyapar Apps Private Limited	0.43	2.38
<u>Indiamart Employee Benefit Trust</u>		
Interest free Loan given	-	0.50
Repayment of loan given	-	2.00
Share capital issued	2.10	1.73
Dividend paid	0.15	3.31


Terms and conditions of transactions with related parties

The transactions with related parties are entered on terms equivalent to those that prevail in arm's length transactions. Outstanding balances as at the year end are unsecured and interest free and settlement occurs in cash. There have been no guarantees provided or received for any related party receivables or payables. This assessment is undertaken each financial year through examining the financial position of the related party and the market in which the related party operates.

The following table discloses the related parties balances at the year end:

Balance Outstanding at the year end	As at 31 March 2023	As at 31 March 2022
Key management personnel		
<u>Loans</u>		
Manoj Bhargava	-	1.50
<u>Investment in equity instruments of associates (At cost)*</u>		
Simply Vyapar Apps Private Limited	967.30	927.52
Ten Times Online Private Limited	-	0.93
Truckhall Private Limited	110.10	110.10
Shipway Technology Private Limited	182.00	182.00
Agillos E-Commerce Private Limited	260.00	260.00
Edgewise Technologies Private Limited	133.45	133.45
IB MonotaRO Private Limited	1,041.77	1,041.77
Adansa Solutions Private Limited	137.50	-
Mobisy Technologies Private Limited	463.89	-
<u>Investment in debt instruments of associates (At FVTPL)</u>		
Truckhall Private Limited	75.00	-
Mobisy Technologies Private Limited	80.00	-
<u>Trade receivables</u>		
Simply Vyapar Apps Private Limited	2.00	-
<u>Deferred Revenue</u>		
Simply Vyapar Apps Private Limited	2.53	1.01
IB Monotaro Private Limited	1.10	-
<u>Investment in Entities where KMP and Individuals exercise Significant influence</u>		
Mynd Solutions Private Limited	577.36	-

*Does not include share of profit/loss of associate as accounted under equity method



34 Business Combination

a) Acquisition of Busy Infotech Private Limited ("Busy Infotech")

On 24 January, 2022, the Group had signed the Share Purchase Agreement (SPA) for acquiring 100% equity interest in Busy Infotech for a consideration of INR 5,000. Busy Infotech is engaged in the business of development, system analysis, designing and marketing of integrated business accounting software (known as Busy accounting software). The acquisition would help the Company to offer accounting software solutions to businesses in line with its long term vision of enabling businesses.

The acquisition has been consummated on 06 April, 2022 and the Group has paid INR 5,000 in cash.

The total purchase consideration of INR 5,000 has been allocated based on management estimates to the acquired assets and liabilities as follows:

Particulars	As at 01 April 2022
Net working capital (Including cash of INR 33.11 millions)	433.06
Deferred tax liabilities(Net)	(76.17)
Non current Liabilities	(46.11)
Property, plant and equipment	8.65
Software	0.77
ROU	2.79
Intangible assets	
Technology	173.68
Channel Network	365.62
Goodwill	4,137.71
Purchase Consideration	5,000.00

The table below shows the values and lives of intangible assets recognized on acquisition:

	Amount	Life (Years)	Basis of amortization
Technology	173.68	5	On straight line basis
Channel Network	365.62	5	On straight line basis
Total Intangible Assets	539.30		

Goodwill is non tax deductible and has been allocated to the CGU "Busy Infotech Private Limited".

Acquisition- related costs

The Group has incurred INR 38.79 towards acquisition related costs. These amounts have been included in other expenses in the consolidated statement of profit or loss for the year ended 31 March, 2023.

The operations of Busy Infotech have been consolidated in the consolidated financial statements of the Group from 01 April, 2022 for convenience purposes as the transactions between 01 April, 2022 and 05 April, 2022 were not material. In the year ended 31 March, 2023, Busy Infotech contributed revenue of INR 433.06 and Profit of INR 103.00 to the Group's result.

The Group has finalised the purchase price allocation for this acquisition, which has resulted in increase in net working capital by INR 29.20, decrease in Right of Use assets by INR 0.07, increase in deferred tax liability INR 4.62 and increase in non current liabilities by INR 9.14 with corresponding impact of decrease in value of goodwill by INR 15.37 to INR 4,122.34 basis certain revised information.

In addition to the purchase consideration, INR 28 is payable as on acquisition date to certain Business Advisors over a two-year period. Payment of this amount is contingent upon these service providers continuing to be the advisors of the Group during the stipulated period mentioned in the agreement. This consideration is being accounted for as post acquisition expense.



34 Business Combination (Cont'd)

b) Acquisition of Livekeeping Technologies Private Limited (Formerly known as Finlite Technologies Private Limited)

On 25 March, 2022, the Group has signed Share subscription and Share purchase agreement (SSSPA) for acquiring 51.01% equity interest in Livekeeping Technologies Private Limited (Formerly known as Finlite Technologies Private Limited) by way of purchase of 2,147 equity shares from existing shareholder of Livekeeping for a consideration of INR 110 and by subscribing 6,843 fresh Compulsory Convertible Preference Shares (CCPS) for INR 350. Livekeeping is engaged in the business of providing technology related services, web development and mobile applications along with other services. Company is the owner of 'Live keeping', a mobile application that allows users to access their Tally data. This investment is in line with the Company's long term objective of offering various Software as a Service ('SAAS') based solutions for businesses.

The acquisition has been consummated on 23 May, 2022 and the Group has paid INR 459.74 in cash. As part of the acquisition, the Group has committed to Buy-out the remaining share from the promoter of Livekeeping Technologies Private Limited on specified dates in a manner stipulated under the SSSPA. Accordingly, the fair value of remaining consideration payable to promoters of Livekeeping Technologies of INR 321.27 has been recognized by the Group as deferred consideration and the acquisition was accounted as per anticipated-acquisition method.

The total purchase consideration of INR 781.01 has been allocated based on management estimates to the acquired assets and liabilities as follows:

Particulars	As at 31 May 2022
Net working capital (Including cash of INR 346.1 millions)	347.47
Deferred tax liabilities (Net)	(4.18)
Property, plant and equipment	0.40
Intangible assets	
Technology	17.40
Goodwill	419.92
Purchase Consideration	781.01

The table below shows the values and lives of intangible assets recognized on acquisition:

	Amount	Life (Years)	Basis of amortization
Technology	17.40	5	On straight line basis
Total Intangible Assets	17.40		

Goodwill is non tax deductible and has been allocated to the CGU "Livekeeping Technologies Private Limited".

Acquisition-related costs

The Group has incurred INR 1.91 towards acquisition related costs. These amounts have been included in other expenses in the consolidated statement of profit or loss for the year ended 31 March, 2023.

The operations of Livekeeping Technologies have been consolidated in the financial statements of the Group from 31 May, 2022. In the year ended 31 March, 2023, Livekeeping Technologies contributed revenue of INR 0.68 and Loss of INR (27.92) to the Group's result.


The Group has finalised the purchase price allocation for this acquisition, which has resulted in decrease in net working capital by INR 0.45 and increase in deferred tax liability INR 0.01 with corresponding impact of increase in value of goodwill by INR 0.46 to INR 420.38.

35 Group information

Information about subsidiaries and associates


The consolidated financial statements of the Group includes subsidiaries and associates listed in the table below:

Name	Principal activities	Country of incorporation	% interest	
			As at 31 March 2023	As at 31 March 2022
Information about subsidiaries				
Hello Trade Online Private Limited	Business facilitation services	India	100.00	100.00
Tradezeal Online Private Limited	Business facilitation services	India	100.00	100.00
Tolexo Online Private Ltd	Cloud based solution for SMEs	India	100.00	100.00
Pay With Indiamart Private Limited	Payment facilitation	India	100.00	100.00
Busy Infotech Private Limited (refer note 34)	Software and apps service providing company	India	100.00	-
Livekeeping Technologies Private Limited (refer note 34)	Software and apps service providing company	India	51.01	-
Information about associates				
Ten Times Online Private Limited (ceased to be an associate with effect from 16 March 2023)	Business facilitation services	India	-	30.00
Simply Vyapar Apps Private Limited	Software and apps service providing company	India	27.45	27.00
Truckhall Private Limited	Software and apps service providing company	India	25.02	25.02
Shipway Technology Private Limited	Software and apps service providing company	India	26.00	26.00
Agillos E-Commerce Private Limited	Software and apps service providing company	India	26.23	26.23
Edgewise Technologies Private Limited	Software and apps service providing company	India	26.01	26.01
IB Monotaro Private Limited	E-Commerce company	India	26.00	26.00
Mobisy Technologies Private Limited (w.e.f 03 November 2022)	Software and apps service providing company	India	25.01	15.98
Adansa Solutions Private Limited (w.e.f 06 April 2022)	Software and apps service providing company	India	26.01	-




36 Additional information

Name of the entity in the group	Net Assets, i.e., total assets minus total liabilities		Share in profit and loss		Share in other Comprehensive income		Share in total Comprehensive income	
	As % of consolidated net assets	INR million	As % of consolidated profit and loss	INR million	As % of consolidated other comprehensive income	INR million	As % of total comprehensive income	INR million
Parent								
Indiamart Intermesh Limited								
Balance as at 31 March 2023	81.80%	20,644.10						
Balance as at 31 March 2022	86.94%	18,921.41						
For the year ended 31 March 2023			96.73%	2,721.86	88.28%	39.78	96.60%	2,761.64
For the year ended 31 March 2022			108.12%	3,098.24	139.9%	4.28	108.15%	3,102.52
Subsidiaries								
Tolexo Online Private Limited								
Balance as at 31 March 2023	-1.59%	(400.51)						
Balance as at 31 March 2022	-1.53%	(333.64)						
For the year ended 31 March 2023			-2.39%	(67.16)	-0.60%	(0.27)	-2.34%	(66.88)
For the year ended 31 March 2022			-3.24%	(92.72)	-39.91%	(1.22)	-3.27%	(93.94)
Hello Trade Online Pvt Ltd								
Balance as at 31 March 2023	0.00%	0.21						
Balance as at 31 March 2022	0.00%	(0.02)						
For the year ended 31 March 2023			0.00%	(0.07)	0.00%	-	0.00%	(0.07)
For the year ended 31 March 2022			0.00%	(0.05)	0.00%	-	0.00%	(0.05)
Tradezeal Online Pvt Ltd								
Balance as at 31 March 2023	5.29%	1,334.20						
Balance as at 31 March 2022	3.11%	677.61						
For the year ended 31 March 2023			15.78%	444.09	0.00%	-	15.53%	444.09
For the year ended 31 March 2022			-0.55%	(15.90)	0.00%	-	-0.55%	(15.90)
Pay with Indiamart Private Limited								
Balance as at 31 March 2023	0.02%	6.03						
Balance as at 31 March 2022	0.03%	7.18						
For the year ended 31 March 2023			-0.04%	(1.15)	0.00%	-	-0.04%	(1.15)
For the year ended 31 March 2022			-0.05%	(1.51)	0.00%	-	-0.05%	(1.51)
Busy Infotech Private Limited								
Balance as at 31 March 2023	2.31%	582.86						
Balance as at 31 March 2022	0.00%	-						
For the year ended 31 March 2023			3.66%	103.00	12.75%	5.75	3.80%	108.75
For the year ended 31 March 2022			0.00%	-	0.00%	-	0.00%	-
Livekeeping Technologies Private Limited								
Balance as at 31 March 2023	1.27%	319.99						
Balance as at 31 March 2022	0.00%	-						
For the year ended 31 March 2023			-0.99%	(27.88)	-0.42%	(0.19)	-0.98%	(28.07)
For the year ended 31 March 2022			0.00%	-	0.00%	-	0.00%	-
Livekeeping Private Limited								
Balance as at 31 March 2023	0.00%	0.07						
Balance as at 31 March 2022	0.00%	-						
For the year ended 31 March 2023			0.00%	(0.04)	0.00%	-	0.00%	(0.04)
For the year ended 31 March 2022			0.00%	-	0.00%	-	0.00%	-



Name of the entity in the group	Net Assets, i.e., total assets minus total liabilities		Share in profit and loss		Share in other Comprehensive income		Share in total Comprehensive income	
	As % of consolidated net assets	INR million	As % of consolidated profit and loss	INR million	As % of consolidated other comprehensive income	INR million	As % of total comprehensive income	INR million
Associate (accounting as per equity method)								
Simply Vyapar Apps Private Limited								
Balance as at 31 March 2023	2.59%	654.62						
Balance as at 31 March 2022	3.62%	787.62						
For the year ended 31 March 2023			-5.39%	(151.55)	0.00%	-	-5.30%	(151.55)
For the year ended 31 March 2022			-3.41%	(97.83)	0.00%	-	-3.41%	(97.83)
Ten Times Online Private Limited								
Balance as at 31 March 2023	0.00%	-						
Balance as at 31 March 2022	0.00%	-						
For the year ended 31 March 2023			0.00%	-	0.00%	-	0.00%	-
For the year ended 31 March 2022			0.00%	-	0.00%	-	0.00%	-
Truckhall Private Limited								
Balance as at 31 March 2023	0.31%	79.36						
Balance as at 31 March 2022	0.46%	100.98						
For the year ended 31 March 2023			-0.77%	(21.62)	0.00%	-	-0.76%	(21.62)
For the year ended 31 March 2022			-0.32%	(9.12)	0.00%	-	-0.32%	(9.12)
Shipway Technology Private Limited								
Balance as at 31 March 2023	0.65%	164.43						
Balance as at 31 March 2022	0.81%	175.77						
For the year ended 31 March 2023			-0.40%	(11.36)	0.00%	-	-0.40%	(11.36)
For the year ended 31 March 2022			-0.22%	(6.22)	0.00%	-	-0.22%	(6.22)
Agillos E-Commerce Private Limited								
Balance as at 31 March 2023	0.93%	235.62						
Balance as at 31 March 2022	1.17%	254.89						
For the year ended 31 March 2023			-0.68%	(19.27)	0.00%	-	-0.67%	(19.27)
For the year ended 31 March 2022			-0.18%	(5.11)	0.00%	-	-0.18%	(5.11)
Edgewise Technologies Private Limited								
Balance as at 31 March 2023	0.48%	121.50						
Balance as at 31 March 2022	0.61%	133.41						
For the year ended 31 March 2023			-0.42%	(11.91)	0.00%	-	-0.42%	(11.91)
For the year ended 31 March 2022			0.00%	(0.04)	0.00%	-	0.00%	(0.04)
IB Monotaro Private Limited								
Balance as at 31 March 2023	3.63%	915.59						
Balance as at 31 March 2022	4.77%	1,037.60						
For the year ended 31 March 2023			-4.34%	(122.01)	0.00%	-	-4.27%	(122.01)
For the year ended 31 March 2022			-0.15%	(4.17)	0.00%	-	-0.15%	(4.17)
Mobisy Technologies Private Limited (w.e.f 03 November 2022)								
Balance as at 31 March 2023	1.80%	454.36						
Balance as at 31 March 2022	0.00%	-						
For the year ended 31 March 2023			-0.34%	(9.54)	0.00%	-	-0.33%	(9.54)
For the year ended 31 March 2022			0.00%	-	0.00%	-	0.00%	-
Adansa Solutions Private Limited (w.e.f 06 April 2022)								
Balance as at 31 March 2023	0.50%	126.01						
Balance as at 31 March 2022	0.00%	-						
For the year ended 31 March 2023			-0.41%	(11.49)	0.00%	-	-0.40%	(11.49)
For the year ended 31 March 2022			0.00%	-	0.00%	-	0.00%	-
Balance as at 31 March 2023	100.00%	25,238.42						
Balance as at 31 March 2022	100.00%	21,762.81						
For the year ended 31 March 2023			100.00%	2,813.90	100.00%	45.06	100.00%	2,858.96
For the year ended 31 March 2022			100.00%	2,865.57	100.00%	3.06	100.00%	2,868.63
Adjustment arising out of consolidation								
Balance as at 31 March 2023		(4,653.49)						
Balance as at 31 March 2022		(3,022.28)						
For the year ended 31 March 2023				24.36		-		24.36
For the year ended 31 March 2022				110.61		-		110.61
Total								
Balance as at 31 March 2023		20,584.92						
Balance as at 31 March 2022		18,740.53						
For the year ended 31 March 2023				2,838.27		45.06		2,883.33
For the year ended 31 March 2022				2,976.18		3.06		2,979.24



37 Contingent liabilities and commitments

a) Contingent liabilities

	As at 31 March 2023	As at 31 March 2022
(i) Income-tax demand (refer notes (a) and (b) below)	302.68	302.68
(ii) Service tax / GST demand (refer notes (c) below)	15.38	-

(a) In respect of Assessment year 2016-17, a demand was raised on Tolexo Online Private limited due to addition of income relating to receipts of securities premium against share allotment made to IndiaMART InterMESH Limited and accordingly the losses to be carried forward by the Company have been reduced from INR 719.22 to INR 482.07 (Tax impact @ 25.17% - INR 59.69). The matter is pending with CIT(Appals). The Company is contesting the demand and the management believes that its position is possible to be upheld in the appellate process. No tax expense has been accrued in the consolidated financial statements for tax demand raised.

(b) In respect of Assessment year 2017-18, a demand of INR 242.99 was raised on Tolexo Online Private limited due to addition of income relating to receipts of securities premium against share allotment made to IndiaMART InterMESH Limited. The Company is contesting the demand and the management believes that its position is possible to be upheld in the appellate process. No tax expense has been accrued in the consolidated financial statements for tax demand raised.

(c) Pursuant to the service tax departmental audit of Indiamart InterMesh Limited for the financial year 2013-14 to 2017-18 (Upto 30 June 2017), a demand has been raised on non-payment of service tax under rule 6(3) of CCR, 2004 on "Net gain on sale of current investments" of INR 15.38. The Company has already recorded the provision for the said amount in the books of accounts in the financial year 2019-20. The Company was contesting the aforesaid mentioned demand against commissioner (Appals). During the current year, the order has been received rejecting the appeal and imposing 100% penalty of INR 15.38. The Company is in process of filing the appeal before Tribunal against the order, and the management believes that the Company's position in the matter will be tenable.

(ii) On February 28, 2019, a judgment of the Supreme Court of India interpreting certain statutory defined contribution obligations of employees and employers altered historical understandings of such obligations, extending them to cover additional portions of the employee's income. However, the judgment is not explicit if such interpretation may have retrospective application resulting in increased contribution for past and future years for certain employees of the Group. The Group, based on an internal assessment, evaluated that there are numerous interpretative challenges on the retrospective application of the judgment which results in impracticability in estimation of and timing of payment and amount involved. As a result of lack of implementation guidance and interpretative challenges involved, the Group is unable to reliably estimate the amount involved. Accordingly, the Group shall evaluate the amount of provision, if any, on there being further clarity on the matter.

(iii) The Group is involved in various lawsuits, claims and proceedings that arise in the ordinary course of business, the outcome of which is inherently uncertain. Some of these matters include speculative and frivolous claims for substantial or indeterminate amounts of damages. The Group records a liability when it is both probable that a loss has been incurred and the amount can be reasonably estimated. Significant judgment is required to estimate both probability and the estimated amount. The Management reviews these provisions and adjusts these provisions accordingly to reflect the impact of negotiations, settlements, rulings, advice of legal counsel, and updated information. The Management believes that the amount or estimable range of reasonably possible loss, will not, either individually or in the aggregate, have a material adverse effect on its business, financial position, results or cash flows of the Group, with respect to loss contingencies for legal and other contingencies as at 31 March 2023.

(iv) The Indian Parliament has approved the Code on Social Security, 2020 which would impact the contributions by the Company towards Provident Fund and Gratuity. The effective date from which the changes are applicable is yet to be notified and the final rules are yet to be notified. The Company will carry out an evaluation of the impact and record the same in the financial statements in the period in which the Code becomes effective and the related rules are notified.

b) Capital and other commitments

- As at 31 March 2023, the Group has Nil capital commitment (31 March 2022: Nil).

38 Investment in associates

The Group has investment in associates as on 31 March 2023 (Refer Note 7). The aggregate summarised financial information in respect of the Group's associates accounted for using the equity method is as below:

	31 March 2023	31 March 2022
Carrying value of the Group's interest in associates	2,751.48	2,490.27
The Group's share in loss for the year in associates	(379.05)	(122.49)

39 Additional Regulatory Information

a) - Ratios

Ratio	Numerator	Denominator	Current year	Previous year	% Variance*
Current Ratio (in times)	Current Assets	Current liabilities	2.76	3.71	-26%
Debt-Equity Ratio (in times)	Total debt (represents lease liabilities) (Refer Note 1 below)	Shareholder's equity	0.02	0.03	-26%
Debt Service Coverage Ratio (in times)	Earning available for debt service (Refer Note 2 below)	Debt Service (Refer Note 3 below)	8.42	5.98	41%
Interest Coverage ratio (in times)	Profit before interest, tax & exceptional items	Finance cost	46.55	73.28	-36%
Return on Equity Ratio (in %)	Profit after tax, attributable to equity shareholders	Average Shareholder's Equity	14.43%	17.08%	-15%
Trade Receivables turnover ratio (in times)	Net Credit sales during the year	Average trade receivable	10.33	20.63	-50%
Trade payables turnover ratio (in times)	Other expenses	Average trade payable	12.85	10.54	22%
Net capital turnover ratio (in times)	Revenue from operations	Working capital (Current Assets- Current liabilities)	0.65	0.42	55%
Net profit ratio (in %)	Net profit after tax	Revenue from operations	28.80%	39.50%	-27%
Operating Profit Margin ratio (in %)	Profit before interest, tax, exceptional items, other income and share in net loss of associates	Revenue from operations	24.03%	39.27%	-39%
EBITDA Margin ratio (in %)	EBITDA (Refer Note 8 below)	Revenue from operations	27.19%	40.86%	-33%
Return on Capital employed (ROCE) (in %)	Earning before interest and taxes	Capital employed (Refer Note 4 below)	17.86%	20.34%	-12%
Return on investment (ROI) (in %)	Income generated from invested funds (Refer Note 5 below)	Average invested funds in treasury investments (Refer Note 6 below)	4.52%	4.42%	2%
Debt to EBITDA (in times)	Total debts (represents lease liabilities) (Refer Note 1 below)	EBITDA (Refer Note 8 below)	0.17	0.18	-6%

Notes

- Total debt represents lease liabilities.
- Earning available for debt service = Net Profit after taxes + Non-cash operating expenses like depreciation and amortizations + Interest + other adjustments like gain on sale of Fixed assets, shared based expenses etc.
- Debt service = Lease Payments (Interest + Principal)
- Capital Employed = Total shareholder's equity + Deferred tax liability + Lease liabilities
- Income generated from invested funds = FVTP gain on mutual funds, exchange traded funds, bonds, debentures, units of alternative investment funds and investment trust + Interest income from Bank deposits + Interest income on inter corporate deposits
- Average invested funds in treasury investments = Average of (Average quarterly opening treasury investments and quarterly closing treasury investments #)
- Treasury Investments = Mutual funds, exchange traded funds, bonds, debentures, units of alternative investment funds and investment trust + Inter - corporate deposits + Bank deposits
- Average is calculating based on simple average of opening and closing balances.
- EBITDA stands for Profit before interest, tax, depreciation, amortisation, exceptional items and other income

* Explanation where variance in ratio is more than 25%:

Current Ratio

The fall in ratio is primarily on account of decrease in the current assets as the Group has utilised the investment in liquid instruments, to make strategic investments which are classified in non current assets (such as investment in subsidiaries, associates and other entities). Further there has been an increase in the current contract liabilities.

Debt Equity Ratio

The fall in ratio is on account of increase in other equity due to profits earned during the year. On the other hand there is decrease in debt (lease liabilities) due to continuous payment and no new major addition in lease liability.

Debt Service Coverage Ratio


The increase in ratio is on account of higher earnings available for debt service in the current year. On the other hand there is decrease in debt (lease liabilities) due to continuous payment and no new major addition in lease liability.

Net capital turnover ratio (in times)

Increase is on account of increase in the revenue for the year and decrease in the net working capital (the Group has utilised the investment in liquid instruments, to make strategic investments which are classified in non current assets, such as investment in subsidiaries, associates and other entities).

Net profit ratio (in %), Interest Coverage ratio (in times), Operating Profit Margin ratio (in %) and EBITDA Margin ratio (in %)

Decrease is on account of increase in operating expenses (majorly employee benefit expenses) as compared to increase in revenue.



Indiamart Intermesh Limited


Notes to Consolidated Financial Statements for the year ended 31 March 2023

(Amounts in INR million, unless otherwise stated)

39 Additional Regulatory Information

b) - Relationship with Struck off companies


S. No.	Name of the struck off company	Nature of Transactions	Relationship	31 March 2023	
				Transaction amount	Balance outstanding
1	Maharishi Charak Natural Private Limited	Revenue and contract liabilities	Customer	-.*	-.*
2	Sahani Packaging Private Limited	Revenue and contract liabilities	Customer	-.*	-.*
3	Kilburn Power Gear Limited	Revenue and contract liabilities	Customer	-.*	-.*
4	Solitude Engineering	Revenue and contract liabilities	Customer	-.*	-.*
5	Sumithra Agro Foods Private Limited	Revenue and contract liabilities	Customer	-.*	-.*
6	Jee Lighting System Private Limited	Revenue and contract liabilities	Customer	-.*	-.*
7	Gabbar Enterprises Private Limited	Revenue and contract liabilities	Customer	-.*	-.*
8	Mybestfood Services Private Limited	Revenue and contract liabilities	Customer	-.*	-.*
9	New Hindustan Tubes Private Limited	Revenue and contract liabilities	Customer	-.*	-.*
10	Shml Infra Private Limited	Revenue and contract liabilities	Customer	-.*	-.*
11	4Uformulations Private Limited	Revenue and contract liabilities	Customer	-.*	-.*
12	Fifthridge Technology Private Limited	Revenue and contract liabilities	Customer	-.*	-.*
13	Tocis Private Limited	Revenue and contract liabilities	Customer	-.*	-.*
14	Acro Fire Solutions Private Limited	Revenue and contract liabilities	Customer	-.*	-.*
15	Mukhi Charging Solutions (Opc) Private Limited	Revenue and contract liabilities	Customer	-.*	-.*
16	Subplime Arc India Private Limited	Revenue and contract liabilities	Customer	-.*	-.*
17	Agrono Mech Private Limited	Revenue and contract liabilities	Customer	-.*	-.*
18	Pm Gapat Private Limited	Revenue and contract liabilities	Customer	-.*	-.*
19	Ind Digisoft Private Limited	Revenue and contract liabilities	Customer	-.*	-.*
20	Hani Homes	Revenue and contract liabilities	Customer	-.*	-.*
21	Pacbran (Opc) Private Limited	Revenue and contract liabilities	Customer	-.*	-.*
22	Ferroteal Private Limited	Revenue and contract liabilities	Customer	-.*	-.*
23	Balaj Gum India Pvt Ltd	Revenue and contract liabilities	Customer	-.*	-.*
24	Mukund Logistics Private Limited	Revenue and contract liabilities	Customer	-.*	-.*
25	Shipvey Cargo (Opc) Private Limited	Revenue and contract liabilities	Customer	-.*	-.*
26	Osmic Glass (Opc) Private Limited	Revenue and contract liabilities	Customer	-.*	-.*
27	Soundwave Technologies (Opc) Private Limited	Revenue and contract liabilities	Customer	-.*	-.*
28	Brikbond Online Services Private Limited	Revenue and contract liabilities	Customer	-.*	-.*
29	Balaji Subhas And Prabhas Private Limited	Revenue and contract liabilities	Customer	-.*	-.*
30	Notion Engineering Private Limited	Revenue and contract liabilities	Customer	-.*	-.*
31	Fleetkart Logisitics Private Limited	Revenue and contract liabilities	Customer	-.*	-.*
32	7Th Sky Innovative Consultants Private Limited	Revenue and contract liabilities	Customer	-.*	-.*
33	Hybrid Solutions India Private Limited	Revenue and contract liabilities	Customer	-.*	-.*
34	Sarvcon Training And Consultants Private Limited	Revenue and contract liabilities	Customer	-.*	-.*
35	Shruthi Homes And Paving Blocks Private Limited	Revenue and contract liabilities	Customer	-.*	-.*
36	Altek India Private Limited	Revenue and contract liabilities	Customer	-.*	-.*
37	Drientech Engineers Pvt. Ltd.	Revenue and contract liabilities	Customer	-.*	-.*
38	Protectron Electromech Private Limited	Revenue and contract liabilities	Customer	-.*	-.*
39	Edicent Quality Registrar Private Limited	Revenue and contract liabilities	Customer	-.*	-.*
40	Jy Block Bearing Company Private Limited	Revenue and contract liabilities	Customer	-.*	-.*



39 Additional Regulatory Information


b) - Relationship with Struck off companies (Cont'd)

S. No.	Name of the struck off company	Nature of Transactions	Relationship	31 March 2023	
				Transaction amount	Balance outstanding
41	Amisan Solutions Private Limited	Revenue and contract liabilities	Customer	-.*	-.*
42	Apple Insulated Wires Private Limited	Revenue and contract liabilities	Customer	-.*	-.*
43	Herbalife International India Pvt Ltd	Revenue and contract liabilities	Customer	-.*	-.*
44	Tbc By Nature Private Limited	Revenue and contract liabilities	Customer	-.*	-.*
45	V-Tac Infra System India Private Limited.	Revenue and contract liabilities	Customer	-.*	-.*
46	Ultrachrom Innovatives Private Limited (Opc)	Revenue and contract liabilities	Customer	-.*	-.*
47	Dynamic Remedies Pvt Ltd	Revenue and contract liabilities	Customer	-.*	-.*
48	Leo Textile Spares India (P)Ltd	Revenue and contract liabilities	Customer	-.*	-.*
49	Bhumika Organic Product Private Limited	Revenue and contract liabilities	Customer	-.*	-.*
50	Unique CompuSoft Pvt. Ltd.	Revenue and contract liabilities	Customer	-.*	-.*
51	Paradise Electricals (P) Ltd	Revenue and contract liabilities	Customer	-.*	-.*
52	Dinora International India Private Limited	Revenue and contract liabilities	Customer	-.*	-.*
53	Pyrotek India Private Limited	Revenue and contract liabilities	Customer	-.*	-.*
54	Marketwave Solutions (Opc) Private Limited	Revenue and contract liabilities	Customer	-.*	-.*
55	Datta Krupa Food Industries Private Limited	Revenue and contract liabilities	Customer	-.*	-.*
56	Raviwell Healthcare Private Limited	Revenue and contract liabilities	Customer	-.*	-.*
57	Quality Technoplus Private Limited	Revenue and contract liabilities	Customer	-.*	-.*
58	Aadeshwar Herbs Private Limited	Revenue and contract liabilities	Customer	-.*	-.*
59	Aden Oil India Private Limited	Revenue and contract liabilities	Customer	-.*	-.*
60	Lush Green Decor Horticulture And Landscape Privat	Revenue and contract liabilities	Customer	-.*	-.*
61	Atoz Staffing Services Private Limited	Revenue and contract liabilities	Customer	-.*	-.*
62	Motoqo Products Private Limited	Revenue and contract liabilities	Customer	-.*	-.*
63	Rasayan Vidhi Private Limited	Revenue and contract liabilities	Customer	-.*	-.*
64	Croissance Group Of Consultant Private Limited	Revenue and contract liabilities	Customer	-.*	-.*
65	Technistar India Private Limited	Revenue and contract liabilities	Customer	-.*	-.*
66	Sadhana Infra & Peb Projects Private Limited	Revenue and contract liabilities	Customer	-.*	-.*
67	Audiotechnik Prosolutions India Private Limited	Revenue and contract liabilities	Customer	-.*	-.*
68	Bhangale Hydraulics Pvt Ltd	Revenue and contract liabilities	Customer	-.*	-.*
69	Villus International (Opc) Private Limited	Revenue and contract liabilities	Customer	-.*	-.*
70	Kosini Fire & Security Pvt. Ltd.	Revenue and contract liabilities	Customer	-.*	-.*
71	Ashtasiddhi Vinayak Telecast & Teleport Private Li	Revenue and contract liabilities	Customer	-.*	-.*
72	Abpx Pharma Private Limited	Revenue and contract liabilities	Customer	-.*	-.*
73	Biofix Infiniumz Private Limited	Revenue and contract liabilities	Customer	-.*	-.*
74	Kazhugu Alavukol Private Limited	Revenue and contract liabilities	Customer	-.*	-.*
75	Leo Royal Techserve Private Limited	Revenue and contract liabilities	Customer	-.*	-.*
76	Aloe Pharmacy Private Limited	Revenue and contract liabilities	Customer	-.*	-.*
77	Navya Automation System Private Limited	Revenue and contract liabilities	Customer	-.*	-.*
78	Alivesmart India Private Limited	Revenue and contract liabilities	Customer	-.*	-.*
79	V Laval Engineering Private Limited	Revenue and contract liabilities	Customer	-.*	-.*
80	Advantech Crane Automation Private Limited	Revenue and contract liabilities	Customer	-.*	-.*



39 Additional Regulatory Information
b) - Relationship with Struck off companies (Cont'd)


S. No.	Name of the struck off company	Nature of Transactions	Relationship	31 March 2023	
				Transaction amount	Balance outstanding
81	Vls Healthcare Private Limited	Revenue and contract liabilities	Customer	₹	₹
82	Micro Flow Contamination Solutions (India) Private	Revenue and contract liabilities	Customer	₹	₹
83	Rajratan Industries Private Limited	Revenue and contract liabilities	Customer	₹	₹
84	Kumar Ceramics Private Limited	Revenue and contract liabilities	Customer	₹	₹
85	Aspen Systems Private Limited	Revenue and contract liabilities	Customer	₹	₹
86	Microflow Devices India Private Limited	Revenue and contract liabilities	Customer	₹	₹
87	Ad Worldwide-Tech Co.Private Limited	Revenue and contract liabilities	Customer	₹	₹
88	Mercatum Technology Pvt. Ltd.	Revenue and contract liabilities	Customer	₹	₹
89	Fairhomes Interior Private Limited	Revenue and contract liabilities	Customer	₹	₹
90	Accu Medi Tech Private Limited	Revenue and contract liabilities	Customer	₹	₹
91	Agri Industries Private Limited	Revenue and contract liabilities	Customer	₹	₹
92	R M Retail Solutions Private Limited	Revenue and contract liabilities	Customer	₹	₹
93	Appolex Road Equipments Private Limited	Revenue and contract liabilities	Customer	₹	₹
94	Sha Hydraulics Private Limited	Revenue and contract liabilities	Customer	₹	₹
95	Dudhi Industries Private Limited	Revenue and contract liabilities	Customer	₹	₹
96	Giriraj Steels	Revenue and contract liabilities	Customer	₹	₹
97	Jumboodeep Adventures & Tours Pvt. Ltd.	Revenue and contract liabilities	Customer	₹	₹
98	Egreat Cosmo Care Private Limited	Revenue and contract liabilities	Customer	₹	₹
99	Suryavanshi Pasandiya Services Private Limited	Revenue and contract liabilities	Customer	₹	₹
100	Alto Molto India Private Limited	Revenue and contract liabilities	Customer	₹	₹
101	Axcel Adorn Private Limited	Revenue and contract liabilities	Customer	₹	₹
102	Seven Plus Infra Private Limited	Revenue and contract liabilities	Customer	₹	₹
103	Shanvi Fmcg Industries Private Limited	Revenue and contract liabilities	Customer	₹	₹
104	Sathi Battery Pvt. Ltd.	Revenue and contract liabilities	Customer	₹	₹
105	Medivantis Pharma Private Limited	Revenue and contract liabilities	Customer	₹	₹
106	Koka Technology Private Limited	Revenue and contract liabilities	Customer	₹	₹
107	Shree Muruga Consumer Products Private Limited	Revenue and contract liabilities	Customer	₹	₹
108	Motexo Oil India (Opc) Private Limited	Revenue and contract liabilities	Customer	₹	₹
109	Gstek Plastcon Private Limited	Revenue and contract liabilities	Customer	₹	₹
110	Bpocomet Services Private Limited	Revenue and contract liabilities	Customer	₹	₹
111	Nature Bee Products Private Limited	Revenue and contract liabilities	Customer	₹	₹
112	Pfc Clothing Private Limited	Revenue and contract liabilities	Customer	₹	₹
113	Sausha R&D Private Limited	Revenue and contract liabilities	Customer	₹	₹
114	Optotec Electronics Private Limited	Revenue and contract liabilities	Customer	₹	₹
115	Vegavan Private Limited	Revenue and contract liabilities	Customer	₹	₹
116	Everything Services Private Limited	Revenue and contract liabilities	Customer	₹	₹
117	Fixfreely Home Services Private Limited	Revenue and contract liabilities	Customer	₹	₹
118	Fk Digitech (Opc) Private Limited	Revenue and contract liabilities	Customer	₹	₹
119	Perfect Agrochem Private Limited	Revenue and contract liabilities	Customer	₹	₹
120	Sri Pack Packing Machinery Private Limited	Revenue and contract liabilities	Customer	₹	₹
121	Hilm Imagineering Private Limited	Revenue and contract liabilities	Customer	₹	₹
122	Mg Krushi Dhan Agrotech Private Limited	Revenue and contract liabilities	Customer	₹	₹
123	Expert Engineers For You Private Limited	Revenue and contract liabilities	Customer	₹	₹



39 Additional Regulatory Information

b) - Relationship with Struck off companies (Cont'd)

S. No.	Name of the struck off company	Nature of Transactions	Relationship	31 March 2023	
				Transaction amount	Balance outstanding
124	Black Empire Private Limited	Revenue and contract liabilities	Customer	-.*	-.*
125	First Choice Machinery India Private Limited	Revenue and contract liabilities	Customer	-.*	-.*
126	Wali Technosoft Private Limited	Revenue and contract liabilities	Customer	-.*	-.*
127	Adrmanik Fashion Private Limited	Revenue and contract liabilities	Customer	-.*	-.*
128	Cartomax Lubricants Private Limited	Revenue and contract liabilities	Customer	-.*	-.*
129	Ritajya Industry Private Limited	Revenue and contract liabilities	Customer	-.*	-.*
130	Tanushri Soap Ocean (Op) Private Limited	Revenue and contract liabilities	Customer	-.*	-.*
131	Lemison Laundry Equipment Private Limited	Revenue and contract liabilities	Customer	-.*	-.*
132	Dizzart Flooring Private Limited	Revenue and contract liabilities	Customer	-.*	-.*
133	Nizamis Exim Private Limited	Revenue and contract liabilities	Customer	-.*	-.*
134	Kmr Socks Private Limited	Revenue and contract liabilities	Customer	-.*	-.*
135	Mechwing Engineering And Services Private Limited	Revenue and contract liabilities	Customer	-.*	-.*
136	E-Systems Techno Private Limited	Revenue and contract liabilities	Customer	-.*	-.*
137	Aps Equipments Private Limited	Revenue and contract liabilities	Customer	-.*	-.*
138	Greenhandle Products Private Limited	Revenue and contract liabilities	Customer	-.*	-.*
139	Spine Care Medical Instruments Private Limited	Revenue and contract liabilities	Customer	-.*	-.*
140	Amso Pharma Private Limited	Revenue and contract liabilities	Customer	-.*	-.*
141	Starlife Enterprises India Private Limited	Revenue and contract liabilities	Customer	-.*	-.*
142	Ge Furn Solutions Private Limited	Revenue and contract liabilities	Customer	-.*	-.*
143	Connectia Tech Services Private Limited	Revenue and contract liabilities	Customer	-.*	-.*
144	Prayer Export Private Limited	Revenue and contract liabilities	Customer	-.*	-.*
145	Eurosia Irrigation Systems Private Limited	Revenue and contract liabilities	Customer	-.*	-.*
146	Maxin Hydro Dynamic India Private Limited	Revenue and contract liabilities	Customer	-.*	-.*
147	Taamini Crop Science Private Limited	Revenue and contract liabilities	Customer	-.*	-.*
148	Vikas Scientific Instruments Private Limited	Revenue and contract liabilities	Customer	-.*	-.*
149	Lorman Kitchen Equipments Private Limited	Revenue and contract liabilities	Customer	-.*	-.*
150	Nathanz Chemicals Private Limited	Revenue and contract liabilities	Customer	-.*	-.*
151	Jad Technosoft Private Limited	Revenue and contract liabilities	Customer	-.*	-.*
152	Jp Energy Systems (India) Private Limited	Revenue and contract liabilities	Customer	-.*	-.*
153	Rajjalita Chemicals Private Limited	Revenue and contract liabilities	Customer	-.*	-.*
154	Nesa Radiation Solutions Private Limited	Revenue and contract liabilities	Customer	-.*	-.*
155	First Office Solutions India Private Limited	Revenue and contract liabilities	Customer	-.*	-.*
156	Prodigy Secure India Private Limited	Revenue and contract liabilities	Customer	-.*	-.*
157	Supreme Reliable Retail Private Limited	Revenue and contract liabilities	Customer	-.*	-.*
158	Hottip India Private Limited	Revenue and contract liabilities	Customer	-.*	-.*
159	Kitchen Aids Distributors Private Limited	Revenue and contract liabilities	Customer	-.*	-.*
160	Eon Interior Products Private Limited	Revenue and contract liabilities	Customer	-.*	-.*
161	Crown Filtech Pvt. Ltd.	Revenue and contract liabilities	Customer	-.*	-.*
162	Ade Courier & Cargo Services Private Limited	Revenue and contract liabilities	Customer	-.*	-.*
163	Informatics E-Tech (India) Ltd	Revenue and contract liabilities	Customer	-.*	-.*
164	Rishiroop Polymers Private Limited	Revenue and contract liabilities	Shareholders//	-	-
165	Puran Associates Private Limited	Revenue and contract liabilities	Shareholders//	-	-



39 Additional Regulatory Information
b) - Relationship with Struck off companies (Cont'd)

S.No.	Name of the struck off company	Nature of Transactions	Relationship	31 March 2022	
				Transaction amount	Balance outstanding
1	SG Fabs Kitchen Equipment Private Limited	Revenue and contract liabilities	Customer	-.*	-.*
2	Amro Cranes Private Limited	Revenue and contract liabilities	Customer	-.*	-.*
3	Kumar Ceramics Private Limited	Revenue and contract liabilities	Customer	-.*	-.*
4	Aspen Systems Private Limited	Revenue and contract liabilities	Customer	-.*	-.*
5	Vikas Scientific Instruments Private Limited	Revenue and contract liabilities	Customer	-.*	-.*
6	Mars Sterile Solutions Private Limited	Revenue and contract liabilities	Customer	-.*	-.*
7	Parameshwary Embed Technologies Private Limited	Revenue and contract liabilities	Customer	-.*	-.*
8	Nirvana Fashion Private Limited	Revenue and contract liabilities	Customer	-.*	-.*
9	Lemison Laundry Equipment Private Limited	Revenue and contract liabilities	Customer	-.*	-.*
10	Lorman Induction Technology Private Limited	Revenue and contract liabilities	Customer	-.*	-.*
11	Advantech Crane Automation Private Limited	Revenue and contract liabilities	Customer	-.*	-.*
12	Giriraj Steels Private Limited	Revenue and contract liabilities	Customer	-.*	-.*
13	First Office Solutions India Private Limited	Revenue and contract liabilities	Customer	-.*	-.*
14	Mollimax Suppliers Private Limited	Revenue and contract liabilities	Customer	-.*	-.*
15	Sunflower Natural Perfume Private Limited	Revenue and contract liabilities	Customer	-.*	-.*
16	Woman Arts Food Private Limited	Revenue and contract liabilities	Customer	-.*	-.*
17	Art Of Masala Foods Private Limited	Revenue and contract liabilities	Customer	-.*	-.*
18	Ratnaprava Industries Private Limited	Revenue and contract liabilities	Customer	-.*	-.*
19	Aps Equipments Private Limited	Revenue and contract liabilities	Customer	-.*	-.*
20	Leo Royal Techserve Private Limited	Revenue and contract liabilities	Customer	-.*	-.*
21	Aditya Inkjet Technologies Private Limited	Revenue and contract liabilities	Customer	-.*	-.*
22	Mercatum Technology Private Limited	Revenue and contract liabilities	Customer	-.*	-.*
23	Rajaratna Industries Private Limited	Revenue and contract liabilities	Customer	-.*	-.*
24	Micro-Flow Contamination Solutions (India) Private Limited	Revenue and contract liabilities	Customer	-.*	-.*
25	Sun Sports Private Limited	Revenue and contract liabilities	Customer	-.*	-.*
26	Maitri Infosoft Private Limited	Revenue and contract liabilities	Customer	-.*	-.*
27	R. M. Retail Solutions Private Limited	Revenue and contract liabilities	Customer	-.*	-.*
28	Navya Automation System Private Limited	Revenue and contract liabilities	Customer	-.*	-.*
29	Alba Nova Life Science Private Limited	Revenue and contract liabilities	Customer	-.*	-.*
30	Supreme Reliable Retail Private Limited	Revenue and contract liabilities	Customer	-.*	-.*
31	Ashwattha Enterprises Private Limited	Revenue and contract liabilities	Customer	-.*	-.*
32	E-Systems Techno Private Limited	Revenue and contract liabilities	Customer	-.*	-.*
33	Dev Electromedical Private Limited	Revenue and contract liabilities	Customer	-.*	-.*
34	Aster Automotive Private Limited	Revenue and contract liabilities	Customer	-.*	-.*
35	Hottip India Private Limited	Revenue and contract liabilities	Customer	-.*	-.*
36	Safezonee Enviro Engineers Private Limited	Revenue and contract liabilities	Customer	-.*	-.*
37	Agi Industries Private Limited	Revenue and contract liabilities	Customer	-.*	-.*
38	Crown Filtech Private Limited	Revenue and contract liabilities	Customer	-.*	-.*



Indiamart Intermesh Limited

Notes to Consolidated Financial Statements for the year ended 31 March 2023

(Amounts in INR million, unless otherwise stated)

39 Additional Regulatory Information

b) - Relationship with Struck off companies (Cont'd)


S.No.	Name of the struck off company	Nature of Transactions	Relationship	31 March 2022	
				Transaction amount	Balance outstanding
39	Jp Energy Systems India Private Limited	Revenue and contract liabilities	Customer	-.*	-.*
40	Mahavir Interiors & Projects Private Limited	Revenue and contract liabilities	Customer	-.*	-.*
41	Atharva Industrial Equipments Private Limited	Revenue and contract liabilities	Customer	-.*	-.*
42	Fire Engitech Private Limited	Revenue and contract liabilities	Customer	-.*	-.*
43	Taamini Crop Science Private Limited	Revenue and contract liabilities	Customer	-.*	-.*
44	Sidhi Vinayak Footwears Private Limited	Revenue and contract liabilities	Customer	-.*	-.*
45	Appolex Road Equipments Private Limited	Revenue and contract liabilities	Customer	-.*	-.*
46	Nizami'S Exim Private Limited	Revenue and contract liabilities	Customer	-.*	-.*
47	Nathanz Chemicals Private Limited	Revenue and contract liabilities	Customer	-.*	-.*
48	Starlife Enterprises India Private Limited	Revenue and contract liabilities	Customer	-.*	-.*
49	Maanam Corporation (Opc) Private Limited	Revenue and contract liabilities	Customer	-.*	-.*
50	Intersofikk (India) Private Limited	Revenue and contract liabilities	Customer	-.*	-.*
51	Visaag Technologies Private Limited	Revenue and contract liabilities	Customer	-.*	-.*
52	Fairhomes Interior Private Limited	Revenue and contract liabilities	Customer	-.*	-.*
53	Z-Axis Decors Private Limited	Revenue and contract liabilities	Customer	-.*	-.*
54	Aguaz Water Private Limited	Revenue and contract liabilities	Customer	-.*	-.*
55	Sharmila Manpower Solutions Private Limited	Revenue and contract liabilities	Customer	-.*	-.*
56	Venerate Exports Private Limited	Revenue and contract liabilities	Customer	-.*	-.*
57	Midshipmite Recruiters Private Limited	Revenue and contract liabilities	Customer	-.*	-.*
58	Alen Fab Private Limited	Revenue and contract liabilities	Customer	-.*	-.*
59	Jacob And Sons Trading Private Limited	Revenue and contract liabilities	Customer	-.*	-.*
60	Green Velly Pesticides Private Limited	Revenue and contract liabilities	Customer	-.*	-.*
61	Viusun Organic India Private Limited	Revenue and contract liabilities	Customer	-.*	-.*
62	Axelerant Infra (India) Private Limited	Revenue and contract liabilities	Customer	-.*	-.*
63	Isavgo Technologies Private Limited	Revenue and contract liabilities	Customer	-.*	-.*
64	Se Consultancy Private Limited	Revenue and contract liabilities	Customer	-.*	-.*
65	Taral Pharma Machinery Private Limited	Revenue and contract liabilities	Customer	-.*	-.*
66	Tera Ventura Agro And Textiles Private Limited	Revenue and contract liabilities	Customer	-.*	-.*
67	Dinora International India Private Limited	Revenue and contract liabilities	Customer	-.*	-.*
68	Shri Laxmi Chemicals And Industries Private Limited	Revenue and contract liabilities	Customer	-.*	-.*
69	Biofix Infiniuz Private Limited	Revenue and contract liabilities	Customer	-.*	-.*
70	Aasara Pre-Fab Private Limited	Revenue and contract liabilities	Customer	-.*	-.*
71	Hansru Industries Private Limited	Revenue and contract liabilities	Customer	-.*	-.*
72	Informatics E-Tech (India) Limited	Revenue and contract liabilities	Customer	-.*	-.*
73	Diamenta Jewels Private Limited	Revenue and contract liabilities	Customer	-.*	-.*
74	Sapphire Industrial Products Private Limited	Revenue and contract liabilities	Customer	-.*	-.*
75	Aasthaa Airtech Private Limited	Revenue and contract liabilities	Customer	-.*	-.*
76	Super Transports Private Limited	Revenue and contract liabilities	Customer	-.*	-.*
77	Yo Dry Fruits Private Limited	Revenue and contract liabilities	Customer	-.*	-.*
78	Green Handle Products Private Limited	Revenue and contract liabilities	Customer	-.*	-.*
79	Sha Hydraulics Private Limited	Revenue and contract liabilities	Customer	-.*	-.*
80	Prinz Infosoft Systems Private Limited	Revenue and contract liabilities	Customer	-.*	-.*
81	Connectia Tech Services Private Limited	Revenue and contract liabilities	Customer	-.*	-.*



39 Additional Regulatory Information

b) - Relationship with Struck off companies (Cont'd)

S.No.	Name of the struck off company	Nature of Transactions	Relationship	31 March 2022	
				Transaction amount	Balance outstanding
82	Accu Meditech Private Limited	Revenue and contract liabilities	Customer	-.*	-.*
83	Access 1 Solution Digital Marketing Private Limited	Revenue and contract liabilities	Customer	-.*	-.*
84	Panacea Natural Greens India Private Limited	Revenue and contract liabilities	Customer	-.*	-.*
85	Kazhugu Alavukol Private Limited	Revenue and contract liabilities	Customer	-.*	-.*
86	Abpx Pharma Private Limited	Revenue and contract liabilities	Customer	-.*	-.*
87	Beetaair Solutions Private Limited	Revenue and contract liabilities	Customer	-.*	-.*
88	Aloe Pharmacy Private Limited	Revenue and contract liabilities	Customer	-.*	-.*
89	Sant Krupa Steel India Private Limited	Revenue and contract liabilities	Customer	-.*	-.*
90	Eurosia Irrigation Systems Private Limited	Revenue and contract liabilities	Customer	-.*	-.*
91	K. S. R. Brothers Private Limited	Revenue and contract liabilities	Customer	-.*	-.*
92	Jumboo Deep Adventures & Tours Private Limited.	Revenue and contract liabilities	Customer	-.*	-.*
93	Exhicon World Exhibit Private Limited	Revenue and contract liabilities	Customer	-.*	-.*
94	Maxin Hydro Dynamic India Private Limited	Revenue and contract liabilities	Customer	-.*	-.*
95	Nesa Radiation Solutions Private Limited	Revenue and contract liabilities	Customer	-.*	-.*
96	Bvr Toys And Furnitures Private Limited	Revenue and contract liabilities	Customer	-.*	-.*
97	Js Hawkers India Private Limited	Revenue and contract liabilities	Customer	-.*	-.*
98	Saral Filtration Private Limited	Revenue and contract liabilities	Customer	-.*	-.*
99	Embassy Stones Private Limited	Revenue and contract liabilities	Customer	-.*	-.*
100	Lavl Automotive India Private Limited	Revenue and contract liabilities	Customer	-.*	-.*
101	R Tex Spin Mach Private Ltd.	Revenue and contract liabilities	Customer	-.*	-.*
102	Aarts Creative Studio Opz Private Limited	Revenue and contract liabilities	Customer	-.*	-.*
103	K. P. Fabricators & Engineers (Gujarat) Private Limited	Revenue and contract liabilities	Customer	-.*	-.*
104	Mazda Agencies Private Limited	Revenue and contract liabilities	Customer	-.*	-.*
105	Manmohan Marketing Private Limited	Revenue and contract liabilities	Customer	-.*	-.*
106	Vacatio Leisures Private Limited	Revenue and contract liabilities	Customer	-.*	-.*
107	Fast Care India Pest Control Private Limited	Revenue and contract liabilities	Customer	-.*	-.*
108	Fannar Exim Private Limited	Revenue and contract liabilities	Customer	-.*	-.*
109	Microsidd India Private Limited	Revenue and contract liabilities	Customer	-.*	-.*
110	Infrawave Ites Private Limited	Revenue and contract liabilities	Customer	-.*	-.*
111	Disti (India) Private Limited	Revenue and contract liabilities	Customer	-.*	-.*
112	Dia Overseas Private Limited	Revenue and contract liabilities	Customer	-.*	-.*
113	Bizkraft Concepts Private Limited	Revenue and contract liabilities	Customer	-.*	-.*
114	Primero Meditech Private Limited	Revenue and contract liabilities	Customer	-.*	-.*
115	Grey Box Technologies Private Limited	Revenue and contract liabilities	Customer	-.*	-.*
116	Purofyhealth Private Limited	Revenue and contract liabilities	Customer	-.*	-.*
117	Aplast International Private Limited	Revenue and contract liabilities	Customer	-.*	-.*
118	Axiomata Elevators Private Limited	Revenue and contract liabilities	Customer	-.*	-.*
119	Amruta Pharmaceutical Private Limited	Revenue and contract liabilities	Customer	-.*	-.*
120	Luxorian Corporate Services Private Limited	Revenue and contract liabilities	Customer	-.*	-.*
121	Tgs Vertical Transportation Private Limited	Revenue and contract liabilities	Customer	-.*	-.*
122	Gdc Agro Foods Private Limited	Revenue and contract liabilities	Customer	-.*	-.*
123	Purplepro It Solutions India Private Limited	Revenue and contract liabilities	Customer	-.*	-.*
124	Telesis Consultancy Services Private Limited	Revenue and contract liabilities	Customer	-.*	-.*
125	Tot'Strunk Private Limited	Revenue and contract liabilities	Customer	-.*	-.*




39 Additional Regulatory Information

b) - Relationship with Struck off companies (Cont'd)

S.No.	Name of the struck off company	Nature of Transactions	Relationship	31 March 2022	
				Transaction amount	Balance outstanding
126	Goeco Solar Power Private Limited	Revenue and contract liabilities	Customer	.*	.*
127	Vividha Arts Private Limited	Revenue and contract liabilities	Customer	.*	.*
128	Striker Security Services Private Limited	Revenue and contract liabilities	Customer	.*	.*
129	Heritage Manufacturing Company Private Limited	Revenue and contract liabilities	Customer	.*	.*
130	Brivon Pharmatec Private Limited	Revenue and contract liabilities	Customer	.*	.*
131	D1 Engineering And Constructions (Opc) Private Limited	Revenue and contract liabilities	Customer	.*	.*
132	Incon Technologies Private Limited	Revenue and contract liabilities	Customer	.*	.*
133	Eleczio (Opc) Private Limited	Revenue and contract liabilities	Customer	.*	.*
134	Lunatic Craftwork Private Limited	Revenue and contract liabilities	Customer	.*	.*
135	Akara Exim Private Limited	Revenue and contract liabilities	Customer	.*	.*
136	Ovata Seal Construction Private Limited	Revenue and contract liabilities	Customer	.*	.*
137	Dpass Multi Solutions Private Limited	Revenue and contract liabilities	Customer	.*	.*
138	Strawsun Manufacture Private Limited	Revenue and contract liabilities	Customer	.*	.*
139	Gintara Private Limited	Revenue and contract liabilities	Customer	.*	.*
140	Solsun Power (Opc) Private Limited	Revenue and contract liabilities	Customer	.*	.*
141	Ashwanthana Private Limited	Revenue and contract liabilities	Customer	.*	.*
142	Abba Cure & Care Private Limited	Revenue and contract liabilities	Customer	.*	.*
143	Dream Success Inframart Private Limited	Revenue and contract liabilities	Customer	.*	.*
144	We Sprout Landscapers (Opc) Private Limited	Revenue and contract liabilities	Customer	.*	.*
145	Ab Brothers Private Limited (Opc)	Revenue and contract liabilities	Customer	.*	.*
146	Nlive Electronics India Private Limited	Revenue and contract liabilities	Customer	.*	.*
147	Clarismart Technologies Private Limited	Revenue and contract liabilities	Customer	.*	.*
148	Kings And Queens Impex Private Limited (Opc)	Revenue and contract liabilities	Customer	.*	.*
149	Majesty Aaron Elevators India Private Limited	Revenue and contract liabilities	Customer	.*	.*
150	Alfatech Thermal Engineers Private Limited	Revenue and contract liabilities	Customer	.*	.*
151	Kagazi Crafts Private Limited	Revenue and contract liabilities	Customer	.*	.*
152	Oum Sound & Acoustic Private Limited	Revenue and contract liabilities	Customer	.*	.*
153	Seastar Watersport Products Private Limited	Revenue and contract liabilities	Customer	.*	.*
154	Jingea Art Private Limited	Revenue and contract liabilities	Customer	.*	.*
155	Naksh Technologies Private Limited	Revenue and contract liabilities	Customer	.*	.*
156	Rrootofly Online Services Private Limited	Revenue and contract liabilities	Customer	.*	.*
157	Rubicon Ro Private Limited	Revenue and contract liabilities	Customer	.*	.*
158	Aqua Purity Industries Private Limited	Revenue and contract liabilities	Customer	.*	.*
159	Puran Associates Private Limited	-	Shareholders #	-	-
160	Avanti Realtors Private Limited	-	Shareholders #	-	-
161	Rishirop Polymers Pvt Ltd	-	Shareholders #	-	-
162	Ratna Commercial Enterprises Pvt Ltd	-	Shareholders #	-	-

* Less than INR 1.00 Million.

Shareholders means persons holding the securities of the Company.



40 Events after the reporting period

- a) The Group has evaluated all the subsequent events through 28 April 2023, which is the date on which these consolidated financial statements were issued, and no events have occurred from the balance sheet date through that date except for matters that have already been considered in the consolidated financial statements.
- b) **Dividend**
Dividend declared by the Company is based on the profit available for distribution. On 28 April 2023, the Board of Directors of the Company have proposed a final dividend of INR 20/- per share in respect of the year ended 31 March 2023.
- c) **Bonus issue**
On April 28, 2023, the Board of Directors of the Company proposed issuance of 1:1 bonus shares on fully paid equity shares having face value of INR 10 per share, subject to approval of the shareholders. In the event of approval by the shareholders of the proposed Bonus issue, post adjusting for this Bonus issue, the Basic Earnings per equity share would have been INR 46.48 per share and INR 48.91 per share for the year ended 31 March 2023 and 31 March 2022 respectively, and Diluted Earnings per equity share would have been INR 46.32 per share and INR 48.42 per share for the year ended 31 March 2023 and 31 March 2022 respectively.

As per our report of even date attached

For BSR & Co. LLP
Chartered Accountants
ICAI Firm Registration No. 101248W/W-100022

Kanika

Kanika Kohli
Partner
Membership No.: 511565
Place: Gurugram

Date: 28 April 2023

For and on behalf of the Board of Directors of
IndiaMART InterMESH Limited


Degand
Dinesh Chandra Agarwal
(Managing Director and CEO)
DIN:00191800

Agarwal
Brijesh Kumar Agrawal
(Whole-time director)
DIN:00191760

Prateek Chandra
Prateek Chandra
(Chief Financial Officer)

Manoj Bhargava
Manoj Bhargava
(Company Secretary)

Place: Noida
Date: 28 April 2023



B S R & Co. LLP

Chartered Accountants

Building No.10,12th Floor, Tower-C,
DLF Cyber City, Phase-II,
Gurugram – 122 002, India

Telephone: +91 124 719 1000
Fax: +91 124 235 8613

Independent Auditor's Report

To the Members of IndiaMART InterMESH Limited

Report on the Audit of the Standalone Financial Statements

Opinion

We have audited the standalone financial statements of IndiaMART InterMESH Limited (the "Company") which comprise the standalone balance sheet as at 31 March 2023, and the standalone statement of profit and loss (including other comprehensive income), standalone statement of changes in equity and standalone statement of cash flows for the year then ended, and notes to the standalone financial statements, including a summary of significant accounting policies and other explanatory information.

In our opinion and to the best of our information and according to the explanations given to us, the aforesaid standalone financial statements give the information required by the Companies Act, 2013 ("Act") in the manner so required and give a true and fair view in conformity with the accounting principles generally accepted in India, of the state of affairs of the Company as at 31 March 2023, and its profit and other comprehensive income, changes in equity and its cash flows for the year ended on that date.

Basis for Opinion

We conducted our audit in accordance with the Standards on Auditing (SAs) specified under Section 143(10) of the Act. Our responsibilities under those SAs are further described in the *Auditor's Responsibilities for the Audit of the Standalone Financial Statements* section of our report. We are independent of the Company in accordance with the Code of Ethics issued by the Institute of Chartered Accountants of India together with the ethical requirements that are relevant to our audit of the standalone financial statements under the provisions of the Act and the Rules thereunder, and we have fulfilled our other ethical responsibilities in accordance with these requirements and the Code of Ethics. We believe that the audit evidence we have obtained is sufficient and appropriate to provide a basis for our opinion on the standalone financial statements.


Key Audit Matters

Key audit matters are those matters that, in our professional judgment, were of most significance in our audit of the standalone financial statements of the current period. These matters were addressed in the context of our audit of the standalone financial statements as a whole, and in forming our opinion thereon, and we do not provide a separate opinion on these matters.

Revenue Recognition - Web Services

See Note 2.3(c) and 19 to the standalone financial statements

The key audit matter	How the matter was addressed in our audit
<p>The Company generates revenue primarily from web services and follows a prepaid model for its business.</p> <p>Revenue from web services is recognised over the period of the contract as and when the Company satisfies performance obligations by</p>	<p>In view of the significance of the matter, we applied the following audit procedures in this area, among others to obtain sufficient appropriate audit evidence:</p> <ol style="list-style-type: none">We assessed the appropriateness of the revenue recognition accounting policy and its compliance with applicable accounting



Independent Auditor's Report (Continued)


IndiaMART InterMESH Limited

<p>actually rendering the promised services to its customers.</p> <p>These services are delivered using IT systems which manage very high volume on daily basis and generate reports from which the Company recognises revenue, and hence there is inherent risk around the existence and accuracy of revenue recognition.</p> <p>We have identified revenue recognition from web services as a key audit matter because of the significance of web services revenue to the financial statements and its recognition based on high volume of data generated by internal IT systems.</p>	<p>standards.</p> <p>ii. We evaluated the design and implementation of key internal financial controls and operating effectiveness of the relevant key controls with respect to existence and accuracy of revenue recognition on selected transactions.</p> <p>iii. We, with the involvement of IT specialists, evaluated the design, implementation and operating effectiveness of management's general IT controls and key application controls over the Company's IT systems which govern revenue recognition, including access controls, controls over program changes and interfaces between different systems.</p> <p>iv. We selected a sample of transactions using statistical sampling and performed tests of details including reading the contract, identifying performance obligation and its link with actual rendition to assess whether the criteria for revenue recognition are met.</p> <p>v. We tested completeness and accuracy of web services revenue and collection from underlying relevant source documents generated by IT systems with accounting system.</p> <p>vi. We assessed the adequacy of disclosures in the standalone financial statements.</p>
---	--

Valuation of investments in subsidiaries, associates and other entities

See Note 7 and 8 to the standalone financial statements

The key audit matter	How the matter was addressed in our audit
<p>The Company has significant investments in subsidiaries, associates and other entities amounting to INR 6,507.01 Million, INR 2,552.97 Million and INR 1,661.60 Million respectively, as at 31 March 2023.</p>	<p>In view of the significance of the matter, we applied the following audit procedures in this area, among others to obtain sufficient appropriate audit evidence:</p> <p>i. We evaluated the design and</p>



Independent Auditor's Report (Continued)

IndiaMART InterMESH Limited

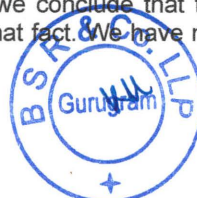
<p>Management keeps track of all investments in reference to their financial performance. In addition, management also performs:</p> <ol style="list-style-type: none"> i. Review of indicators of impairment (if any) on investments in subsidiaries and associates at regular intervals and performs impairment testing if any indicators are noted. ii. Fair valuation of investments in other entities which are measured at fair value through profit and loss ("FVTPL"). <p>Significant judgements are involved to determine the key assumptions used for the purpose of impairment testing/ fair valuation, such as revenue growth, discount rates, etc. The aforesaid activity of impairment testing/ fair valuation is highly dependent on the assumptions and other inputs considered to carry out such activity.</p> <p>We have identified valuation of investments in subsidiaries, associates and other entities as key audit matter because of the complexity involved in determination of key assumptions and judgements for the purpose of impairment testing/ fair valuation of respective investments.</p>	<p>implementation and also tested the operating effectiveness of key internal financial controls implemented by the Company in relation to the valuation of investments in subsidiaries, associates and other entities.</p> <ol style="list-style-type: none"> ii. We evaluated the Company's valuation methodology applied in determining the fair value ("recoverable amount") in accordance with relevant applicable Ind AS. Further, we also assessed the objectivity and independence of the Company's specialists involved in the valuation process. iii. We evaluated the appropriateness of assumptions around the key drivers of the cash flow forecasts such as revenue growth rates and terminal growth rate. iv. We also assessed the valuation methodology for recent market transactions and key assumptions adopted in the cash flow forecasts considering current economic scenario, including retrospective reviews to prior year's forecasts against actual results. v. We engaged valuation specialists to assess the appropriateness of valuation methodology and market driven assumptions used for assessment of the valuation of investments. vi. We tested the arithmetical accuracy of the models. vii. We assessed the adequacy of disclosures in the standalone financial statements, including disclosures of key assumptions, judgements and sensitivities.
--	--

Other Information

The Company's Management and Board of Directors are responsible for the other information. The other information comprises the information included in the Company's annual report, but does not include the financial statements and auditor's report thereon.

Our opinion on the standalone financial statements does not cover the other information and we do not express any form of assurance conclusion thereon.

In connection with our audit of the standalone financial statements, our responsibility is to read the other information and, in doing so, consider whether the other information is materially inconsistent with the standalone financial statements or our knowledge obtained in the audit or otherwise appears to be materially misstated. If, based on the work we have performed, we conclude that there is a material misstatement of this other information, we are required to report that fact. We have nothing to report in



Independent Auditor's Report (Continued)

IndiaMART InterMESH Limited

this regard.

Management's and Board of Directors' Responsibilities for the Standalone Financial Statements

The Company's Management and Board of Directors are responsible for the matters stated in Section 134(5) of the Act with respect to the preparation of these standalone financial statements that give a true and fair view of the state of affairs, profit/ loss and other comprehensive income, changes in equity and cash flows of the Company in accordance with the accounting principles generally accepted in India, including the Indian Accounting Standards (Ind AS) specified under Section 133 of the Act. This responsibility also includes maintenance of adequate accounting records in accordance with the provisions of the Act for safeguarding of the assets of the Company and for preventing and detecting frauds and other irregularities; selection and application of appropriate accounting policies; making judgments and estimates that are reasonable and prudent; and design, implementation and maintenance of adequate internal financial controls, that were operating effectively for ensuring the accuracy and completeness of the accounting records, relevant to the preparation and presentation of the standalone financial statements that give a true and fair view and are free from material misstatement, whether due to fraud or error.

In preparing the standalone financial statements, the Management and Board of Directors are responsible for assessing the Company's ability to continue as a going concern, disclosing, as applicable, matters related to going concern and using the going concern basis of accounting unless the Board of Directors either intends to liquidate the Company or to cease operations, or has no realistic alternative but to do so.


The Board of Directors is also responsible for overseeing the Company's financial reporting process.

Auditor's Responsibilities for the Audit of the Standalone Financial Statements

Our objectives are to obtain reasonable assurance about whether the standalone financial statements as a whole are free from material misstatement, whether due to fraud or error, and to issue an auditor's report that includes our opinion. Reasonable assurance is a high level of assurance, but is not a guarantee that an audit conducted in accordance with SAs will always detect a material misstatement when it exists. Misstatements can arise from fraud or error and are considered material if, individually or in the aggregate, they could reasonably be expected to influence the economic decisions of users taken on the basis of these standalone financial statements.

As part of an audit in accordance with SAs, we exercise professional judgment and maintain professional skepticism throughout the audit. We also:

- Identify and assess the risks of material misstatement of the standalone financial statements, whether due to fraud or error, design and perform audit procedures responsive to those risks, and obtain audit evidence that is sufficient and appropriate to provide a basis for our opinion. The risk of not detecting a material misstatement resulting from fraud is higher than for one resulting from error, as fraud may involve collusion, forgery, intentional omissions, misrepresentations, or the override of internal control.
- Obtain an understanding of internal control relevant to the audit in order to design audit procedures that are appropriate in the circumstances. Under Section 143(3)(i) of the Act, we are also responsible for expressing our opinion on whether the company has adequate internal financial controls with reference to financial statements in place and the operating effectiveness of such controls.
- Evaluate the appropriateness of accounting policies used and the reasonableness of accounting estimates and related disclosures made by the Management and Board of Directors.
- Conclude on the appropriateness of the Management and Board of Directors use of the going concern basis of accounting in preparation of standalone financial statements and, based on the audit evidence obtained, whether a material uncertainty exists related to events or conditions that may cast significant doubt on the Company's ability to continue as a going concern. If we conclude that a material uncertainty exists, we are required to draw attention in our auditor's report to the related disclosures in the standalone financial statements or, if such disclosures are inadequate, to modify our opinion. Our conclusions are based on the audit evidence obtained up to the date of our auditor's



Independent Auditor's Report (Continued)

IndiaMART InterMESH Limited

report. However, future events or conditions may cause the Company to cease to continue as a going concern.

- Evaluate the overall presentation, structure and content of the standalone financial statements, including the disclosures, and whether the standalone financial statements represent the underlying transactions and events in a manner that achieves fair presentation.

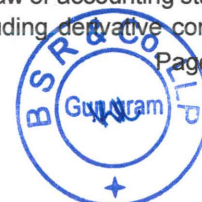
We communicate with those charged with governance regarding, among other matters, the planned scope and timing of the audit and significant audit findings, including any significant deficiencies in internal control that we identify during our audit.

We also provide those charged with governance with a statement that we have complied with relevant ethical requirements regarding independence, and to communicate with them all relationships and other matters that may reasonably be thought to bear on our independence, and where applicable, related safeguards.

From the matters communicated with those charged with governance, we determine those matters that were of most significance in the audit of the standalone financial statements of the current period and are therefore the key audit matters. We describe these matters in our auditor's report unless law or regulation precludes public disclosure about the matter or when, in extremely rare circumstances, we determine that a matter should not be communicated in our report because the adverse consequences of doing so would reasonably be expected to outweigh the public interest benefits of such communication.

Report on Other Legal and Regulatory Requirements

1. As required by the Companies (Auditor's Report) Order, 2020 ("the Order") issued by the Central Government of India in terms of Section 143(11) of the Act, we give in the "Annexure A" a statement on the matters specified in paragraphs 3 and 4 of the Order, to the extent applicable.
- 2 A. As required by Section 143(3) of the Act, we report that:
 - a. We have sought and obtained all the information and explanations which to the best of our knowledge and belief were necessary for the purposes of our audit.
 - b. In our opinion, proper books of account as required by law have been kept by the Company so far as it appears from our examination of those books.
 - c. The standalone balance sheet, the standalone statement of profit and loss (including other comprehensive income), the standalone statement of changes in equity and the standalone statement of cash flows dealt with by this Report are in agreement with the books of account.
 - d. In our opinion, the aforesaid standalone financial statements comply with the Ind AS specified under Section 133 of the Act.
 - e. On the basis of the written representations received from the directors as on 31 March 2023 taken on record by the Board of Directors, none of the directors is disqualified as on 31 March 2023 from being appointed as a director in terms of Section 164(2) of the Act.
 - f. With respect to the adequacy of the internal financial controls with reference to financial statements of the Company and the operating effectiveness of such controls, refer to our separate Report in "Annexure B".
- B. With respect to the other matters to be included in the Auditor's Report in accordance with Rule 11 of the Companies (Audit and Auditors) Rules, 2014, in our opinion and to the best of our information and according to the explanations given to us:
 - a. The Company has disclosed the impact of pending litigations as at 31 March 2023 on its financial position in its standalone financial statements - Refer income tax liabilities disclosed in the balance sheet along with Note 26 and Note 35 to the standalone financial statements.
 - b. The Company has made provision, as required under the applicable law or accounting standards, for material foreseeable losses, if any, on long-term contracts including derivative contracts -



Independent Auditor's Report (Continued)

IndiaMART InterMESH Limited

Refer Note 15 to the standalone financial statements.

- c. There were no amounts which were required to be transferred to the Investor Education and Protection Fund by the Company.
- d (i) The management has represented that, to the best of its knowledge and belief, other than as disclosed in the Note 12(2) to the standalone financial statements, no funds have been advanced or loaned or invested (either from borrowed funds or share premium or any other sources or kind of funds) by the Company to or in any other person(s) or entity(ies), including foreign entities ("Intermediaries"), with the understanding, whether recorded in writing or otherwise, that the Intermediary shall directly or indirectly lend or invest in other persons or entities identified in any manner whatsoever by or on behalf of the Company ("Ultimate Beneficiaries") or provide any guarantee, security or the like on behalf of the Ultimate Beneficiaries.
- (ii) The management has represented that, to the best of its knowledge and belief, as disclosed in the Note 12(2) to the standalone financial statements, no funds have been received by the Company from any person(s) or entity(ies), including foreign entities ("Funding Parties"), with the understanding, whether recorded in writing or otherwise, that the Company shall directly or indirectly, lend or invest in other persons or entities identified in any manner whatsoever by or on behalf of the Funding Parties ("Ultimate Beneficiaries") or provide any guarantee, security or the like on behalf of the Ultimate Beneficiaries.
- (iii) Based on the audit procedures performed that have been considered reasonable and appropriate in the circumstances, nothing has come to our notice that has caused us to believe that the representations under sub-clause (i) and (ii) of Rule 11(e), as provided under (i) and (ii) above, contain any material misstatement.
- e. The final dividend paid by the Company during the year, in respect of the previous year ended 31 March 2022, is in accordance with Section 123 of the Act to the extent it applies to payment of dividend. As stated in Note 39 to the standalone financial statements, the Board of Directors of the Company has proposed final dividend for the year which is subject to the approval of the members at the ensuing Annual General Meeting. The dividend declared is in accordance with Section 123 of the Act to the extent it applies to declaration of dividend.
- f. As proviso to rule 3(1) of the Companies (Accounts) Rules, 2014 is applicable for the Company only with effect from 1 April 2023, reporting under Rule 11(g) of the Companies (Audit and Auditors) Rules, 2014 is not applicable.



Independent Auditor's Report (Continued)

IndiaMART InterMESH Limited

C. With respect to the matter to be included in the Auditor's Report under Section 197(16) of the Act:

In our opinion and according to the information and explanations given to us, the remuneration paid by the Company to its directors during the current year is in accordance with the provisions of Section 197 of the Act. The remuneration paid to any director is not in excess of the limit laid down under Section 197 of the Act. The Ministry of Corporate Affairs has not prescribed other details under Section 197(16) of the Act which are required to be commented upon by us.

For **B S R & Co. LLP**

Chartered Accountants

Firm's Registration No.:101248W/W-100022

Kanika

Kanika Kohli

Partner

Place: Gurugram

Date: 28 April 2023

Membership No.: 511565

ICAI UDIN:23511565BGYGHN9619

Annexure A to the Independent Auditor's Report on the Standalone Financial Statements of IndiaMART InterMESH Limited for the year ended 31 March 2023

(Referred to in paragraph 1 under 'Report on Other Legal and Regulatory Requirements' section of our report of even date)

- (i) (a) (A) The Company has maintained proper records showing full particulars, including quantitative details and situation of Property, Plant and Equipment.
- (B) The Company has maintained proper records showing full particulars of intangible assets.
- (i) (b) According to the information and explanations given to us and on the basis of our examination of the records of the Company, the Company has a regular programme of physical verification of its Property, Plant and Equipment by which all property, plant and equipment are verified once in every three years. In accordance with this programme, all property, plant and equipment were verified during the year. In our opinion, this periodicity of physical verification is reasonable having regard to the size of the Company and the nature of its assets. No discrepancies were noticed on such verification.
- (c) The Company does not have any immovable property (other than immovable properties where the Company is the lessee and the leases agreements are duly executed in favour of the lessee). Accordingly, clause 3(i)(c) of the Order is not applicable.
- (d) According to the information and explanations given to us and on the basis of our examination of the records of the Company, the Company has not revalued its Property, Plant and Equipment (including Right of Use assets) or intangible assets or both during the year.
- (e) According to the information and explanations given to us and on the basis of our examination of the records of the Company, there are no proceedings initiated or pending against the Company for holding any benami property under the Prohibition of Benami Property Transactions Act, 1988 and rules made thereunder.
- (ii) (a) The Company is a service company, primarily rendering e-marketplace services for business needs, which acts as an interactive hub for domestic and international buyers and suppliers. Accordingly, it does not hold any physical inventories. Accordingly, clause 3(ii)(a) of the Order is not applicable.
- (b) According to the information and explanations given to us and on the basis of our examination of the records of the Company, the Company has not been sanctioned any working capital limits in excess of five crore rupees in aggregate from banks and financial institutions on the basis of security of current assets at any point of time of the year. Accordingly, clause 3(ii)(b) of the Order is not applicable to the Company.
- (iii) According to the information and explanations given to us and on the basis of our examination of the records of the Company, the Company has made investments and granted unsecured loans to companies and other parties in respect of which the requisite information is as below. The Company has not provided any guarantee or security or granted any advances in the nature of loans, secured or unsecured to companies, firms, limited liability partnership or any other parties during the year. The Company has not made any investments in firms and limited liability partnership.
- (a) Based on the audit procedures carried on by us and as per the information and explanations given to us the Company has provided loans to other parties as below:



Annexure A to the Independent Auditor's Report on the Standalone Financial Statements of IndiaMART InterMESH Limited for the year ended 31 March 2023 (Continued)

Particulars	Loans (Amount in INR Million)
Aggregate amount during the year -Others	8.92
Balance outstanding as at balance sheet date -Others	5.20

- (b) According to the information and explanations given to us and based on the audit procedures conducted by us, in our opinion the investments made during the year and the terms and conditions of the grant of loans provided during the year are, prima facie, not prejudicial to the interest of the Company.
- (c) According to the information and explanations given to us and on the basis of our examination of the records of the Company, in the case of loans given, in our opinion the repayment of principal and payment of interest has been stipulated and the repayments or receipts have been regular. Further, the Company has not given any advance in the nature of loan to any party during the year.
- (d) According to the information and explanations given to us and on the basis of our examination of the records of the Company, there is no overdue amount for more than ninety days in respect of loans given. Further, the Company has not given any advances in the nature of loans to any party during the year.
- (e) According to the information and explanations given to us and on the basis of our examination of the records of the Company, there is no loan falling due during the year, which has been renewed or extended or fresh loans granted to settle the overdues of existing loans given to same parties.
- (f) According to the information and explanations given to us and on the basis of our examination of the records of the Company, the Company has not granted any loans or advances in the nature of loans either repayable on demand or without specifying any terms or period of repayment.
- (iv) According to the information and explanations given to us and on the basis of our examination of records of the Company, the Company has not given any loans, or provided guarantees or securities, as specified under section 185 of the Companies Act, 2013. Further, the Company has complied with the provisions of Section 186 of the Companies Act, 2013 in relation to investments made. The Company has not provided any loan, security and guarantees as specified under section 186 of the Companies Act, 2013.
- (v) The Company has not accepted any deposits or amounts which are deemed to be deposits from the public. Accordingly, clause 3(v) of the Order is not applicable.
- (vi) According to the information and explanations given to us, the Central Government has not prescribed the maintenance of cost records under Section 148(1) of the Act for the services provided by the Company. Accordingly, clause 3(vi) of the Order is not applicable.
- (vii) (a) The Company does not have liability in respect of Service tax, Duty of excise, Sales tax and Value added tax during the year since effective 1 July 2017, these statutory dues has been subsumed into GST.

According to the information and explanations given to us and on the basis of our examination



Annexure A to the Independent Auditor's Report on the Standalone Financial Statements of IndiaMART InterMESH Limited for the year ended 31 March 2023 (Continued)

of the records of the Company, in our opinion amounts deducted / accrued in the books of account in respect of undisputed statutory dues including Goods and Services Tax ('GST'), Provident Fund, Employees State Insurance, Income-Tax, Duty of Customs or Cess or other statutory dues have been regularly deposited by the Company with the appropriate authorities.

According to the information and explanations given to us and on the basis of our examination of the records of the Company, no undisputed amounts payable in respect of Goods and Services Tax, Provident Fund, Employees State Insurance, Income-Tax, Duty of Customs or Cess or other statutory dues were in arrears as at 31 March 2023 for a period of more than six months from the date they became payable.

- (b) According to the information and explanations given to us and on the basis of our examination of the records of the Company, statutory dues relating to Goods and Services Tax, Provident Fund, Employees State Insurance, Income-Tax, Duty of Customs or Cess or other statutory dues which have not been deposited on account of any dispute are as follows:

Name of the statute	Nature of the dues	Amount (INR Million)	Period to which the amount relates	Forum where dispute is pending
Income Tax Act, 1961	Income Tax	2.96*	2009-10	High Court-Delhi
Income Tax Act, 1961	Income Tax	0.26*	2012-13	Commissioner of Income Tax Appeals
Income Tax Act, 1961	Income Tax	3.03*	2016-17	Commissioner of Income Tax Appeals
Finance Act, 1994	Service Tax	6.78	2006-07 to 2011-12	CESTAT
Finance Act, 1994	Service Tax	1.30	2013-14 to 2015-16	Commissioner of GST & Central Excise
Finance Act, 1994	Service Tax	30.76	2013-14 to 2017-18	Commissioner of GST & Central Excise

*Represents amount adjusted with brought forward losses/ unabsorbed depreciation in the demand orders calculated basis the applicable tax rate of respective years.

- (viii) According to the information and explanations given to us and on the basis of our examination of the records of the Company, the Company has not surrendered or disclosed any transactions, previously unrecorded as income in the books of account, in the tax assessments under the Income Tax Act, 1961 as income during the year.
- (ix) (a) According to the information and explanations given to us and on the basis of our examination of the records of the Company, the Company did not have any loans or borrowings from any



Annexure A to the Independent Auditor's Report on the Standalone Financial Statements of IndiaMART InterMESH Limited for the year ended 31 March 2023 (Continued)

- lender during the year. Accordingly, clause 3(ix)(a) of the Order is not applicable to the Company.
- (b) According to the information and explanations given to us and on the basis of our examination of the records of the Company, the Company has not been declared a wilful defaulter by any bank or financial institution or government or government authority.
- (c) According to the information and explanations given to us by the management, the Company has not obtained any term loans during the year. Accordingly, clause 3(ix)(c) of the Order is not applicable.
- (d) According to the information and explanations given to us and on an overall examination of the balance sheet of the Company, we report that no funds raised on short-term basis have been used for long-term purposes by the Company.
- (e) According to the information and explanations given to us and on an overall examination of the standalone financial statements of the Company, we report that the Company has not taken any funds from any entity or person on account of or to meet the obligations of its subsidiaries or associates as defined under the Act.
- (f) According to the information and explanations given to us and procedures performed by us, we report that the Company has not raised loans during the year on the pledge of securities held in its subsidiaries or associate companies (as defined under the Act).
- (x) (a) The Company has not raised any moneys by way of initial public offer or further public offer (including debt instruments). Accordingly, clause 3(x)(a) of the Order is not applicable.
- (b) According to the information and explanations given to us and on the basis of our examination of the records of the Company, the Company has not made any preferential allotment or private placement of shares or fully or partly convertible debentures during the year. In our opinion and according to the information and explanations given to us, the funds raised by way of private placement of shares during the year ended 31 March 2021 of INR 10,511.99 Million (net of related expenses of INR 189.67 Million) have been utilised for purposes for which such funds were raised. Out of these proceeds, the Company has utilized INR 10,138.43 Million as at March 31, 2023 towards purposes specified in the placement document. The remaining proceeds of INR 373.56 Million have temporarily been invested in liquid instruments.
- (xi) (a) Based on examination of the books and records of the Company and according to the information and explanations given to us, no fraud by the Company or on the Company has been noticed or reported during the course of the audit.
- (b) According to the information and explanations given to us, no report under sub-section (12) of Section 143 of the Act has been filed by the auditors in Form ADT-4 as prescribed under Rule 13 of the Companies (Audit and Auditors) Rules, 2014 with the Central Government.
- (c) We have taken into consideration the whistle blower complaints received by the Company during the year while determining the nature, timing and extent of our audit procedures.
- (xii) According to the information and explanations given to us, the Company is not a Nidhi Company. Accordingly, clause 3(xii) of the Order is not applicable.
- (xiii) In our opinion and according to the information and explanations given to us, the transactions with related parties are in compliance with Section 177 and 188 of the Act, where applicable, and the details of the related party transactions have been disclosed in the standalone financial statements as required by the applicable accounting standards.
- (xiv) (a) Based on information and explanations provided to us and our audit procedures, in our opinion, the Company has an internal audit system commensurate with the size and nature of its business.
- (b) We have considered the internal audit reports of the Company issued till date for the period



Annexure A to the Independent Auditor's Report on the Standalone Financial Statements of IndiaMART InterMESH Limited for the year ended 31 March 2023 (Continued)

under audit.

- (xv) In our opinion and according to the information and explanations given to us, the Company has not entered into any non-cash transactions with its directors or persons connected to its directors and hence, provisions of Section 192 of the Act are not applicable to the Company.
- (xvi) (a) The Company is not required to be registered under Section 45-IA of the Reserve Bank of India Act, 1934. Accordingly, clause 3(xvi)(a) of the Order is not applicable.
- (b) The Company is not required to be registered under Section 45-IA of the Reserve Bank of India Act, 1934. Accordingly, clause 3(xvi)(b) of the Order is not applicable.
- (c) The Company is not a Core Investment Company (CIC) as defined in the regulations made by the Reserve Bank of India. Accordingly, clause 3(xvi)(c) of the Order is not applicable.
- (d) The Company is not part of any group (as per the provisions of the Core Investment Companies (Reserve Bank) Directions, 2016 as amended). Accordingly, the requirements of clause 3(xvi)(d) are not applicable.
- (xvii) The Company has not incurred cash losses in the current and in the immediately preceding financial year.
- (xviii) There has been no resignation of the statutory auditors during the year. Accordingly, clause 3(xviii) of the Order is not applicable.
- (xix) According to the information and explanations given to us and on the basis of the financial ratios, ageing and expected dates of realisation of financial assets and payment of financial liabilities, other information accompanying the standalone financial statements, our knowledge of the Board of Directors and management plans and based on our examination of the evidence supporting the assumptions, nothing has come to our attention, which causes us to believe that any material uncertainty exists as on the date of the audit report that the Company is not capable of meeting its liabilities existing at the date of balance sheet as and when they fall due within a period of one year from the balance sheet date. We, however, state that this is not an assurance as to the future viability of the Company. We further state that our reporting is based on the facts up to the date of the audit report and we neither give any guarantee nor any assurance that all liabilities falling due within a period of one year from the balance sheet date, will get discharged by the Company as and when they fall due.
- (xx) (a) In our opinion and according to the information and explanations given to us, there is no unspent amount under sub-section (5) of Section 135 of the Act pursuant to any project other than ongoing projects. Accordingly, clause 3(xx)(a) of the Order is not applicable.
- (b) In respect of ongoing projects, the Company has transferred the unspent amount to a Special Account within a period of 30 days from the end of the financial year in compliance with Section



B S R & Co. LLP

Annexure A to the Independent Auditor's Report on the Standalone Financial Statements of IndiaMART InterMESH Limited for the year ended 31 March 2023 (Continued)

135(6) of the said Act.

For **B S R & Co. LLP**

Chartered Accountants

Firm's Registration No.:101248WW-100022

Kanika

Kanika Kohli

Partner

Place: Gurugram

Date: 28 April 2023

Membership No.: 511565

ICAI UDIN:23511565BGYGHN9619

Annexure B to the Independent Auditor's Report on the standalone financial statements of IndiaMART InterMESH Limited for the year ended 31 March 2023

Report on the internal financial controls with reference to the aforesaid standalone financial statements under Clause (i) of Sub-section 3 of Section 143 of the Act

(Referred to in paragraph 2(A)(f) under 'Report on Other Legal and Regulatory Requirements' section of our report of even date)

Opinion

We have audited the internal financial controls with reference to financial statements of IndiaMART InterMESH Limited ("the Company") as of 31 March 2023 in conjunction with our audit of the standalone financial statements of the Company for the year ended on that date.

In our opinion, the Company has, in all material respects, adequate internal financial controls with reference to financial statements and such internal financial controls were operating effectively as at 31 March 2023, based on the internal financial controls with reference to financial statements criteria established by the Company considering the essential components of internal control stated in the Guidance Note on Audit of Internal Financial Controls Over Financial Reporting issued by the Institute of Chartered Accountants of India (the "Guidance Note").

Management's and Board of Directors' Responsibilities for Internal Financial Controls

The Company's Management and the Board of Directors are responsible for establishing and maintaining internal financial controls based on the internal financial controls with reference to financial statements criteria established by the Company considering the essential components of internal control stated in the Guidance Note. These responsibilities include the design, implementation and maintenance of adequate internal financial controls that were operating effectively for ensuring the orderly and efficient conduct of its business, including adherence to company's policies, the safeguarding of its assets, the prevention and detection of frauds and errors, the accuracy and completeness of the accounting records, and the timely preparation of reliable financial information, as required under the Act.

Auditor's Responsibility

Our responsibility is to express an opinion on the Company's internal financial controls with reference to financial statements based on our audit. We conducted our audit in accordance with the Guidance Note and the Standards on Auditing, prescribed under Section 143(10) of the Act, to the extent applicable to an audit of internal financial controls with reference to financial statements. Those Standards and the Guidance Note require that we comply with ethical requirements and plan and perform the audit to obtain reasonable assurance about whether adequate internal financial controls with reference to financial statements were established and maintained and if such controls operated effectively in all material respects.

Our audit involves performing procedures to obtain audit evidence about the adequacy of the internal financial controls with reference to financial statements and their operating effectiveness. Our audit of internal financial controls with reference to financial statements included obtaining an understanding of internal financial controls with reference to financial statements, assessing the risk that a material weakness exists, and testing and evaluating the design and operating effectiveness of internal control based on the assessed risk. The procedures selected depend on the auditor's judgement, including the assessment of the risks of material misstatement of the standalone financial statements, whether due to fraud or error.

We believe that the audit evidence we have obtained is sufficient and appropriate to provide a basis for our audit opinion on the Company's internal financial controls with reference to financial statements.



Annexure B to the Independent Auditor's Report on the standalone financial statements of IndiaMART InterMESH Limited for the year ended 31 March 2023 (Continued)

Meaning of Internal Financial Controls with Reference to Financial Statements

A company's internal financial controls with reference to financial statements is a process designed to provide reasonable assurance regarding the reliability of financial reporting and the preparation of standalone financial statements for external purposes in accordance with generally accepted accounting principles. A company's internal financial controls with reference to financial statements include those policies and procedures that (1) pertain to the maintenance of records that, in reasonable detail, accurately and fairly reflect the transactions and dispositions of the assets of the company; (2) provide reasonable assurance that transactions are recorded as necessary to permit preparation of standalone financial statements in accordance with generally accepted accounting principles, and that receipts and expenditures of the company are being made only in accordance with authorisations of management and directors of the company; and (3) provide reasonable assurance regarding prevention or timely detection of unauthorised acquisition, use, or disposition of the company's assets that could have a material effect on the standalone financial statements.

Inherent Limitations of Internal Financial Controls with Reference to Financial Statements

Because of the inherent limitations of internal financial controls with reference to financial statements, including the possibility of collusion or improper management override of controls, material misstatements due to error or fraud may occur and not be detected. Also, projections of any evaluation of the internal financial controls with reference to financial statements to future periods are subject to the risk that the internal financial controls with reference to financial statements may become inadequate because of changes in conditions, or that the degree of compliance with the policies or procedures may deteriorate.

For **B S R & Co. LLP**

Chartered Accountants

Firm's Registration No.:101248W/W-100022

Kanika Kohli

Partner

Place: Gurugram

Date: 28 April 2023

Membership No.: 511565

ICAI UDIN:23511565BGYGHN9619

IndiaMART InterMESH Limited
Standalone Balance Sheet as at 31 March 2023
(Amount in INR million, unless otherwise stated)

	Notes	As at 31 March 2023	As at 31 March 2022
Assets			
Non-current assets			
Property, plant and equipment	4	118.31	30.27
Capital work in progress	4	1.77	1.77
Right-of-use assets	5	412.60	528.43
Intangible assets	6	0.97	1.63
Investment in subsidiaries and associates	7	8,864.49	2,691.22
Financial assets			
(i) Investments	8	1,857.10	1,768.65
(ii) Loans	8	0.84	0.74
(iii) Other financial assets	8	40.67	39.02
Deferred tax assets (net)	26	19.00	-
Non-current tax assets (net)	18	65.49	231.91
Other non-current assets	11	0.54	24.98
Total Non-current assets		11,381.78	5,318.62
Current assets			
Financial assets			
(j) Investments	8	21,519.68	22,994.11
(ii) Trade receivables	9	15.82	13.26
(iii) Cash and cash equivalents	10	501.09	452.78
(iv) Bank balances other than (iii) above	10	1.66	272.77
(v) Loans	8	4.36	447.68
(vi) Other financial assets	8	134.69	106.86
Other current assets	11	47.30	43.52
Total Current assets		22,224.60	24,330.98
Total Assets		33,606.38	29,649.60
Equity and Liabilities			
Equity			
Share capital	12	305.79	305.53
Other equity	13	20,338.31	18,615.88
Total Equity		20,644.10	18,921.41
Liabilities			
Non-current liabilities			
Financial liabilities			
(i) Lease liabilities	15	340.28	462.39
(ii) Other financial liabilities	15	50.50	-
Contract liabilities	17	4,152.24	3,315.19
Provisions	16	184.31	226.12
Deferred tax liabilities (net)	26	-	156.42
Total Non-current liabilities		4,727.33	4,160.12
Current liabilities			
Financial liabilities			
(i) Lease liabilities	15	118.80	100.41
(ii) Trade payables	14	-	-
(a) total outstanding dues of micro enterprises and small enterprises		-	-
(b) total outstanding dues of creditors other than micro enterprises and small enterprises		254.79	182.96
(iii) Other financial liabilities	15	218.04	194.29
Contract liabilities	17	7,191.74	5,750.78
Other current liabilities	17	349.22	290.16
Provisions	16	66.53	49.47
Current tax liabilities (net)		35.83	-
Total Current liabilities		8,234.95	6,568.07
Total Liabilities		12,962.28	10,728.19
Total Equity and Liabilities		33,606.38	29,649.60

Summary of significant accounting policies 2

The accompanying notes are an integral part of the standalone financial statements.

As per our report of even date

For B S R & Co. LLP
Chartered Accountants
ICAI Firm Registration No.: 101248W/ W-100022

Kanika Kohli
Kanika Kohli
Partner
Membership No.: 511565

Place: Gurugram
Date: 28 April 2023

For and on behalf of the Board of Directors of
IndiaMART InterMESH Limited

Dinesh Chandra Agarwal
Dinesh Chandra Agarwal
(Managing Director & CEO)
DIN:00191800

Prateek Chandra
Prateek Chandra
(Chief Financial Officer)

Place: Noida
Date: 28 April 2023

Brijesh Kumar Agrawal
Brijesh Kumar Agrawal
(Whole-time Director)
DIN:00191766

Manoj Bhargava
Manoj Bhargava
(Company Secretary)



IndiaMART InterMESH Limited
Standalone Statement of Profit and Loss for the year ended 31 March 2023
(Amount in INR million, unless otherwise stated)

	Notes	For the year ended 31 March 2023	For the year ended 31 March 2022
Income:			
Revenue from operations	19	9,388.17	7,507.70
Other income	20	1,128.83	1,078.60
Total income		10,517.00	8,586.30
Expenses:			
Employee benefits expense	21	3,992.19	2,628.47
Finance costs	22	46.79	54.02
Depreciation and amortisation expense	23	192.68	119.01
Other expenses	24	2,779.76	1,758.31
Total expenses		7,011.42	4,559.81
Profit before exceptional items and tax		3,505.58	4,026.49
Exceptional items			
Impairment of investment	7	52.61	-
Profit before tax		3,452.97	4,026.49
Income tax expense			
Current tax	26	919.91	980.47
Deferred tax	26	(188.80)	(52.22)
Total tax expense		731.11	928.25
Net profit for the year		2,721.86	3,098.24
Other comprehensive income			
Items that will not be reclassified to profit or loss			
Re-measurement gain on defined benefit plans		53.16	5.72
Income tax effect	26	(13.38)	(1.44)
		39.78	4.28
Other comprehensive income for the year, net of tax		39.78	4.28
Total comprehensive income for the year		2,761.64	3,102.52
Earnings per equity share:			
Basic earnings per equity share (INR) - face value of INR 10 each	25	89.14	101.83
Diluted earnings per equity share (INR) - face value of INR 10 each		88.84	100.81
Summary of significant accounting policies	2		

The accompanying notes are an integral part of the standalone financial statements.

As per our report of even date

For B S R & Co. LLP
Chartered Accountants
ICAI Firm Registration No.: 101248W/ W-100022

Kanika
Kanika Kohli
Partner
Membership No.: 511565

Place: Gurugram
Date: 28 April 2023

For and on behalf of the Board of Directors of
IndiaMART InterMESH Limited


Dinesh Chandra Agarwal
Dinesh Chandra Agarwal
(Managing Director & CEO)
DIN:00191800

Prateek Chandra
Prateek Chandra
(Chief Financial Officer)

Brijesh Kumar Agrawal
Brijesh Kumar Agrawal
(Whole-time Director)
DIN:00191760

Manoj Bhargava
Manoj Bhargava
(Company Secretary)

Place: Noida
Date: 28 April 2023



IndiaMART InterMESH Limited
Standalone Statement of changes in equity for the year ended 31 March 2023
(Amount in INR million, unless otherwise stated)

(a) Equity share capital (Refer Note 12)

Equity shares of INR 10 each issued, subscribed and fully paid up	Amount
As at 1 April 2021	303.16
Equity shares issued on exercise of ESOP during the year (refer note 12)	0.28
Equity shares issued to Indiamart Employee Benefit Trust during the year	1.73
Equity shares issued during the earlier year to Indiamart Employee Benefit Trust and transferred to employees pursuant to SAR exercised during the year (refer note 12(d))	0.48
Equity shares issued during the year and held by Indiamart Employee Benefit Trust as at year end (refer note 12(d))	(0.12)
As at 31 March 2022	305.53
As at 1 April 2022	305.53
Equity shares issued to Indiamart Employee Benefit Trust during the year (refer note 12(d))	2.10
Equity shares issued during the earlier year to Indiamart Employee Benefit Trust and transferred to employees pursuant to SAR exercised during the year (refer note 12(d))	0.12
Equity shares issued during the year and held by Indiamart Employee Benefit Trust as at year end (refer note 12(d))	(0.36)
Equity shares extinguished on buy back during the year (Refer Note 12(1))	(1.60)
As at 31 March 2023	305.79

(b) Other equity (Refer Note 13)

Particulars	Reserves and surplus					Total other equity
	Securities premium	General reserve	Employee share based payment reserve	Capital Redemption Reserve	Retained earnings	
Balance as at 1 April 2021	15,310.77	8.45	97.37	-	446.69	15,863.27
Profit for the year	-	-	-	-	3,098.24	3,098.24
Other comprehensive income for the year	-	-	-	-	4.28	4.28
Total comprehensive income	-	-	-	-	3,102.52	3,102.52
Issue of equity shares on exercise of share based awards during the year	72.46	-	(69.95)	-	-	2.51
Employee share based payment expense (Refer Note 21)	-	-	102.73	-	-	102.73
Final dividend paid (INR 15/- per share for financial year ended 31 March 2021)	-	-	-	-	(455.16)	(455.16)
Balance as at 31 March 2022	15,383.23	8.45	130.15	-	3,094.05	18,615.88
Profit for the year	-	-	-	-	2,721.86	2,721.86
Other comprehensive income for the year	-	-	-	-	39.78	39.78
Total comprehensive income	-	-	-	-	2,761.64	2,761.64
Expenses for buy-back of equity shares (Refer Note 12)	-	-	-	-	(12.78)	(12.78)
Tax on buy-back of equity shares (Refer Note 12)	-	-	-	-	(232.59)	(232.59)
Buy-back of equity shares (Refer Note 12)	-	-	-	1.60	(1,000.00)	(998.40)
Employee share based payment expense (Refer Note 21)	-	-	262.50	-	-	262.50
Share based payment pertaining to Subsidiaries	-	-	3.15	-	-	3.15
Issue of equity shares on exercise of share based awards during the year	139.27	-	(139.27)	-	-	-
Final dividend paid (INR 2/- per share for financial year ended 31 March 2022)	-	-	-	-	(61.09)	(61.09)
Balance as at 31 March 2023	15,522.50	8.45	256.53	1.60	4,549.23	20,338.31

Gain of INR 39.78 and INR 4.28 on remeasurement of defined employee benefit plans (net of tax) is recognised as a part of retained earnings for the year ended 31 March 2023 and 31 March 2022 respectively.

The accompanying notes are an integral part of the standalone financial statements.

As per our report of even date

For B S R & Co. LLP
Chartered Accountants
ICAI Firm Registration No.: 101248W/ W-100022
Kanika Kohli
Partner
Membership No.: 511565

Place: Gurugram
Date: 28 April 2023

For and on behalf of the Board of Directors of
IndiaMART InterMESH Limited

Dinesh Chandra Agarwal
(Managing Director & CEO)
DIN:00191800

Prateek Chandra
(Chief Financial Officer)

Bijesh Kumar Agrawal
(Whole-time Director)
DIN:00191760

Manoj Bhargava
(Company Secretary)

Place: Noida
Date: 28 April 2023



IndiaMART InterMESH Limited
Standalone Statement of Cash Flows for the year ended 31 March 2023
(Amount in INR million, unless otherwise stated)

Particulars	Notes	For the year ended	For the year ended
		31 March 2023	31 March 2022
Cash flow from operating activities			
Profit before tax for the year		3,452.97	4,026.49
<i>Adjustments for:</i>			
Depreciation and amortisation expense	23	192.68	119.01
Interest, dividend and other income	20	(18.30)	(63.27)
Gain on de-recognition of Right-of-use assets	20	(4.71)	(1.76)
Exceptional items	7	52.61	-
Fair value gain on measurement, interest and income from sale of mutual funds, exchange traded funds, bonds, debentures, units of alternative investment funds and investment trust	20	(865.24)	(1,029.68)
Fair value loss on Investment in debt instruments of subsidiaries	20	22.00	45.00
Fair value gain on measurement and income from sale of Investment in other entities	20	(239.80)	(7.72)
Gain on disposal of property, plant and equipment	20	(2.38)	(1.56)
Share-based payment expense	21	262.50	102.73
Gain on sales of investment in Associates	20	(0.28)	-
Finance costs	22	46.79	54.02
Provisions and liabilities no longer required written back	20	(1.33)	(7.30)
Operating profit before working capital changes		2,897.51	3,235.96
Net Changes in:			
Trade receivables		(2.57)	(0.80)
Other financial assets		1.00	(57.41)
Other assets		(3.08)	(6.30)
Other financial liabilities		23.62	0.95
Trade payables		71.83	29.12
Contract liabilities		2,278.01	1,809.57
Provisions and other liabilities		87.47	27.51
Cash generated from operations		5,353.79	5,038.60
Income tax paid (net)		(717.66)	(970.99)
Net cash generated from operating activities		4,636.13	4,067.61
Cash flow from investing activities			
Proceeds from sale of property, plant and equipment		3.83	1.78
Purchase of property, plant and equipment, other intangible assets and capital advances		(157.98)	(44.15)
Purchase of current investments		(20,081.90)	(27,543.21)
Inter-corporate deposits placed with financial institutions		-	(437.03)
Redemption of inter-corporate deposits placed with financial institutions		417.35	721.60
Investment in subsidiaries, associates and other entities		(6,184.25)	(3,992.72)
Proceeds from sale of investments in subsidiaries, associates and other entities		138.52	-
Loans given to subsidiaries		-	(286.50)
Recovery of loans given to subsidiaries		-	286.50
Proceeds from sale of current investments		21,920.67	27,623.64
Interest and dividend received		516.21	176.96
Investment in bank deposits (includes earmarked balances with bank) (having original maturity of more than three months)		(1.86)	(274.72)
Redemption of bank deposits		272.98	377.97
Net cash used in investing activities		(3,156.43)	(3,389.88)
Cash flow from financing activities			
Repayment of lease liabilities		(80.13)	(70.83)
Interest paid on lease liabilities		(46.79)	(54.02)
Payment of dividends		(60.96)	(455.05)
Expenses for buy-back of equity shares (Refer Note 12)		(12.78)	-
Tax on buy-back of equity shares (Refer Note 12)		(232.59)	-
Buy-back of equity shares (Refer Note 12)		(1,000.00)	-
Proceeds from issue of equity shares on exercise		1.86	4.88
Net cash used in financing activities		(1,431.39)	(575.02)
Net increase in cash and cash equivalents		48.31	102.71
Cash and cash equivalents at the beginning of the year	10	452.78	350.07
Cash and cash equivalents at the end of the year	10	501.09	452.78
Summary of significant accounting policies	2		

Refer Note 36 for amount spent during the years ended 31 March, 2023 and 2022 on construction / acquisition of any asset and other purposes relating to CSR activities.

The accompanying notes are an integral part of the standalone financial statements.

As per our report of even date

For BSR & Co. LLP
Chartered Accountants
ICAI Firm Registration No.: 101248W/W-100022

Kanika
Kanika Kohli
Partner
Membership No.: 511565

Place: Gurugram
Date: 28 April 2023

For and on behalf of the Board of Directors of
IndiaMART InterMESH Limited

Dinesh Chandra
Dinesh Chandra Agarwal
(Managing Director & CEO)
DIN:00191800

Prateek Chandra
Prateek Chandra
(Chief Financial Officer)

Place: Noida
Date: 28 April 2023

Brijesh Kumar
Brijesh Kumar Agrawal
(Whole-time Director)
DIN:00191700

Manoj Bhargava
Manoj Bhargava
(Company Secretary)



IndiaMART Intermesh Limited
Notes to standalone financial statements for the year ended 31 March 2023
(Amounts in INR million, unless otherwise stated)

1. Corporate Information

IndiaMART Intermesh Limited (“the Company”) is a public company domiciled in India and was incorporated on 13 September 1999 under the provisions of the Companies Act applicable in India. The equity shares of the Company are listed on BSE Limited and National Stock Exchange of India. The Company is an e-marketplace for business needs, which acts as an interactive hub for domestic and international buyers and suppliers. The registered office of the Company is located at 1st Floor, 29-Daryaganj, Netaji Subash Marg New Delhi-110002, India.

The standalone financial statements were authorised for issue in accordance with a resolution passed by Board of Directors on 28 April 2023.

2. Significant accounting policies

2.1 Statement of Compliance

The standalone financial statements for the year ended 31 March 2023 have been prepared in accordance with the Indian Accounting Standards (referred to as “Ind AS”) notified under the Companies (Indian Accounting Standards) Rules, 2015 (as amended from time to time) and other relevant provisions of the Companies Act 2013 (“the Act”) (as amended from time to time).

All amounts disclosed in the financial statements and notes have been rounded off to the nearest INR million as per the requirement of Schedule III, unless otherwise stated.

2.2 Basis of preparation

The standalone financial statements have been prepared on the historical cost basis as explained in the accounting policies below, except for the following:

- certain financial assets and liabilities measured at fair value where Ind AS requires a different accounting treatment (refer accounting policy regarding financial instruments);
- share-based payments.
- net defined benefit (asset)/liability - Fair value of plan assets less present value of defined benefit obligations.

The preparation of these standalone financial statements requires the use of certain critical accounting estimates and judgements. It also requires the management to exercise judgement in the process of applying the Company’s accounting policies. The areas where estimates are significant to the standalone financial statements, or areas involving a higher degree of judgement or complexity, are disclosed in Note 3.

2.3 Summary of significant accounting policies


The accounting policies, as set out in the following paragraphs of this note, have been consistently applied, to all the periods presented in these standalone financial statements except where a newly issued accounting standard is initially adopted or a revision to an existing accounting standard requires a change in the accounting policy.

a) Current versus non-current classification

The Company presents assets and liabilities in balance sheet based on current/non-current classification. An asset is classified as current when it is:

- (i) Expected to be realised or intended to be sold or consumed in normal operating cycle,
- (ii) Held primarily for the purpose of trading,
- (iii) Expected to be realised within twelve months after the reporting period, or
- (iv) A cash or cash equivalent unless restricted from being exchanged or used to settle a liability for at least twelve months after the reporting period.

All other assets are classified as non-current.



IndiaMART Intermesh Limited

Notes to standalone financial statements for the year ended 31 March 2023

(Amounts in INR million, unless otherwise stated)

A liability is classified as current when:

- (i) It is expected to be settled in normal operating cycle,
- (ii) It is held primarily for the purpose of trading,
- (iii) It is due to be settled within twelve months after the reporting period, or
- (iv) There is no unconditional right to defer the settlement of the liability for at least twelve months after the reporting period.

The Company classifies all other liabilities as non-current.

Deferred tax assets and liabilities are classified as non-current assets and liabilities.

The operating cycle is the time between the acquisition of assets for processing/servicing and their realisation in cash and cash equivalents. The Company has identified twelve months as its operating cycle.

b) Fair value measurement

The Company measures financial instruments, such as Investment in optionally convertible preference shares (OCRPS), Investment in equity/preference instrument of other entities, investment in mutual funds, exchange traded funds, bonds, debentures, units of investment trust and units of alternative investment funds at fair value at each balance sheet date.

Fair value is the price that would be received to sell an asset or paid to transfer a liability in an orderly transaction between market participants at the measurement date. The fair value measurement is based on the presumption that the transaction to sell the asset or transfer the liability takes place either:

- (i) In the principal market for the asset or liability, or
- (ii) In the absence of a principal market, in the most advantageous market for the asset or liability

The principal or the most advantageous market must be accessible by the Company.

The fair value of an asset or a liability is measured using the assumptions that market participants would use when pricing the asset or liability, assuming that market participants act in their best economic interest.

A fair value measurement of a non-financial asset takes into account a market participant's ability to generate economic benefits by using the asset in its highest and best use or by selling it to another market participant that would use the asset in its highest and best use.

The Company uses valuation techniques that are appropriate in the circumstances and for which sufficient data are available to measure fair value, maximising the use of relevant observable inputs and minimising the use of unobservable inputs.

All assets and liabilities for which fair value is measured or disclosed in the standalone financial statements are categorised within the fair value hierarchy, described as follows, based on the degree to which the inputs to the fair value measurements are observable and the significance of the inputs to the fair value measurement in its entirety:

- (i) Level 1 — Quoted (unadjusted) market prices in active markets for identical assets or liabilities;
- (ii) Level 2 — inputs, other than quoted prices included within Level 1, that are observable for the asset or liability, either directly or indirectly; and
- (iii) Level 3 — Unobservable inputs for the asset or liability reflecting Company's assumptions about pricing by market participants.

For assets and liabilities that are recognised in the standalone financial statements on fair value on a recurring basis, the Company determines whether transfers have occurred between Levels in the hierarchy by re-assessing categorisation (based on the lowest level input that is significant to the fair value measurement as a whole) at the end of each reporting period.

The Company's management determines the policies and procedures for recurring fair value measurement, such as investment in optionally convertible cumulative redeemable preference instruments (OCRPS), investment in



IndiaMART Intermesh Limited

Notes to standalone financial statements for the year ended 31 March 2023

(Amounts in INR million, unless otherwise stated)

compulsory convertible debentures (CCD) and investment in equity/preference instruments of other entities, investment in mutual funds, exchange traded funds, bonds, debentures, units of investment trust and units of alternative investment funds measured at fair value.

External valuers are involved for valuation of significant assets, such as unquoted investments in OCRPS, and investment in equity/preference instruments of other entities. Involvement of external valuers is decided upon annually by the management. Selection criteria include market knowledge, reputation, independence and whether professional standards are maintained. The management decides, after discussions with the Company's external valuers, which valuation techniques and inputs to use for each case.

At each reporting date, the management analyses the movements in the values of assets and liabilities which are required to be remeasured or re-assessed as per the Company's accounting policies. For this analysis, the management verifies the major inputs applied in the latest valuation by agreeing the information in the valuation computation to contracts and other relevant documents.

For the purpose of fair value disclosures, the Company has determined classes of assets and liabilities on the basis of the nature, characteristics and risks of the asset or liability and the level of the fair value hierarchy as explained above. This note summarises the accounting policy for fair value. Other fair value related disclosures are given in the relevant notes.

- Disclosures for significant estimates and assumptions (Note 3)
- Disclosures for valuation methods and quantitative disclosure of fair value measurement hierarchy (Note 29)

e) Revenue from contracts with customers and other income

Revenue from contracts with customers

The Company is primarily engaged in providing web services. Revenue from contracts with customers is recognised when control of the services is transferred to the customer at an amount that reflects the consideration to which the Company expects to be entitled in exchange for those services and excluding taxes or duties collected on behalf of the government.

The disclosures of significant accounting judgements, estimates and assumptions relating to revenue from contracts with customers are provided in Note 3.

The specific recognition criteria described below must also be met before revenue is recognised.

Rendering of services

Revenue from web services is recognised based on output method i.e. pro-rata over the period of the contract as and when the company satisfies performance obligations by transferring the promised services to its customers. Revenues from lead based services is recognised based on output method i.e. as and when leads are consumed by the customer or on the expiry of contract whichever is earlier. Activation revenue is amortised over the estimated customer relationship period.

Advertising revenue is derived from displaying web based banner ads and sale of online advertisements. Revenue from banner advertisement is recognised pro rata over the period of display of advertisement as per contract. Revenue from sale of online advertisements is recognised based on output method and the Company applies the practical expedient to recognize advertising revenue in the amount to which the Company has a right to invoice.

Contract balances

Trade receivables

A receivable represents the Company's right to an amount of consideration that is unconditional (i.e., only the passage of time is required before payment of the consideration is due). Refer to accounting policies of financial assets in section m) Financial instruments.



IndiaMART Intermesh Limited
Notes to standalone financial statements for the year ended 31 March 2023
(Amounts in INR million, unless otherwise stated)

Contract liabilities

A contract liability is the obligation to transfer goods or services to a customer for which the Company has received consideration (or an amount of consideration is due) from the customer. If a customer pays consideration before the Company transfers services to the customer, a contract liability is recognised. The Company recognises contract liability for consideration received in respect of unsatisfied performance obligations and reports these amounts as deferred revenue and advances from customers in the balance sheet. The unaccrued amounts are not recognised as revenue till all related performance obligations are fulfilled. The Company generally receives transaction price in advance for contracts with customers that run up for more than one year. The transaction price received in advance does not have any significant financing component as the difference between the promised consideration and the cash selling price of the service arises for reasons other than the provision of finance.

Other income

Interest income

For all financial assets measured at amortised cost, interest income is recorded using the effective interest rate (EIR). EIR is the rate that exactly discounts the estimated future cash payments or receipts over the expected life of the financial instrument or a shorter period, where appropriate, to the net carrying amount of the financial asset or to the amortised cost of a financial liability. When calculating EIR, the Company estimates the expected cash flows by considering all the contractual terms of the financial instrument but does not consider the expected credit losses. Interest income is included in other income in the statement of profit and loss.

Dividends

Dividend is recognised when the Company's right to receive the payment is established, which is generally when shareholders approve the dividend.

d) Property, plant and equipment

Capital work in progress and property, plant and equipment are stated at cost, net of accumulated depreciation and accumulated impairment losses, if any. Such cost includes the cost of replacing parts of the plant and equipment and borrowing costs for long-term construction projects if the recognition criteria are met. When significant parts of property, plant and equipment are required to be replaced at intervals, the Company depreciates them separately based on their specific useful lives.

Capital work in progress includes cost of property, plant and equipment under development as at the balance sheet date.

Advances paid towards the acquisition of property, plant and equipment outstanding at each balance sheet date is classified as capital advances and cost of assets not ready for use at the balance sheet date, are disclosed under capital work- in- progress.

The Company has adopted component accounting as required under Schedule II to the Companies Act, 2013. The Company identifies the components separately, if it has useful life different from the respective property, plant and equipment.

Based on the analysis, Company believes that it does not have any asset having useful life of its major components different from the property, plant and equipment, hence Company believes that there is no material impact on the financial statement of the Company due to component accounting.

Depreciation is calculated on a written down value basis using the rates arrived at based on the useful lives prescribed under Schedule II to Companies Act, 2013. The Company has used the following rates to provide depreciation on its Property, plant and equipment:

Asset	Annual rates
Computers	63.16%
Furniture and fittings	26.89%
Office equipment	45.07%
Vehicles	31.23%



IndiaMART InterMesh Limited

Notes to standalone financial statements for the year ended 31 March 2023

(Amounts in INR million, unless otherwise stated)

An item of property, plant and equipment and any significant part initially recognised is derecognised upon disposal or when no future economic benefits are expected from its use or disposal. Any gain or loss arising on de-recognition of the asset (calculated as the difference between the net disposal proceeds and the carrying amount of the asset) is included in the statement of profit and loss when the asset is derecognised.

Advances paid towards the acquisition of property, plant and equipment outstanding at each balance sheet date is classified as capital advances and cost of assets not ready for use at the balance sheet date are disclosed under capital work- in- progress.

The residual values, useful lives and methods of depreciation of property, plant and equipment are reviewed at each financial year end and adjusted prospectively, if appropriate.

e) Intangible assets

Intangible assets acquired separately are measured on initial recognition at cost. Following initial recognition, intangible assets are carried at cost less any accumulated amortisation and accumulated impairment losses (if any). Internally generated intangibles, excluding capitalised development costs, are not capitalised and the related expenditure is reflected in profit or loss in the period in which the expenditure is incurred.

The useful lives of intangible assets are assessed as either finite or indefinite.

Intangible assets with finite lives are amortised over the useful economic life and assessed for impairment whenever there is an indication that the intangible asset may be impaired. The amortisation period and the amortisation method for an intangible asset with a finite useful life are reviewed at least at the end of each reporting period. Changes in the expected useful life or the expected pattern of consumption of future economic benefits embodied in the asset are considered to modify the amortisation period or method, as appropriate, and are treated as changes in accounting estimates. The amortisation expense on intangible assets with finite lives is recognised in the statement of profit and loss unless such expenditure forms part of carrying value of another asset.

Intangible assets with indefinite useful lives are not amortised, but are tested for impairment annually, either individually or at the cash-generating unit level. The assessment of indefinite life is reviewed annually to determine whether the indefinite life continues to be supportable. If not, the change in useful life from indefinite to finite is made on a prospective basis.

Gains or losses arising from de-recognition of an intangible asset are measured as the difference between the net disposal proceeds and the carrying amount of the asset and are recognised in the statement of profit or loss when the asset is derecognised.

Unique telephone numbers are amortised on a written down value basis at 40% annually.

Intangibles being Software acquired by the Company are amortised on a written down value basis at 40% annually.

Advances paid towards the acquisition of intangible assets outstanding at each balance sheet date are classified as capital advances and cost of assets not ready for use at the balance sheet date, are disclosed under capital work-in-progress.

f) Leases

The Company's lease asset classes primarily consist of leases for buildings. The Company assesses whether a contract contains a lease, at inception of a contract. A contract is, or contains, a lease if the contract conveys the right to control the use of an identified asset for a period of time in exchange for consideration. To assess whether a contract conveys the right to control the use of an identified asset, the Company assesses whether: (1) the contract involves the use of an identified asset (2) the Company has substantially all of the economic benefits from use of the asset through the period of the lease and (3) the Company has the right to direct the use of the asset. At the date of commencement of the lease, the Company recognizes a right-of-use asset ("ROU") and a corresponding lease liability for all lease arrangements in which it is a lessee, except for leases with a term of twelve months or less (short-term leases) and low value leases. For these short-term and low value leases, the Company recognizes the lease payments as an operating expense on a straight-line basis over the term of the lease. Leases for which the Company is a lessor is classified as a finance or operating lease. Whenever the terms of the lease transfer



IndiaMART InterMesh Limited**Notes to standalone financial statements for the year ended 31 March 2023**

(Amounts in INR million, unless otherwise stated)

substantially all the risks and rewards of ownership to the lessee, the contract is classified as a finance lease. All other leases are classified as operating leases. When the Company is an intermediate lessor, it accounts for its interests in the head lease and the sublease separately. The sublease is classified as a finance or operating lease by reference to the right-of-use asset arising from the head lease. For operating leases, rental income is recognized on a straight line basis over the term of the relevant lease. Certain lease arrangements include the options to extend or terminate the lease before the end of the lease term. ROU assets and lease liabilities includes these options when it is reasonably certain that they will be exercised. The right-of-use assets are initially recognized at cost, which comprises the initial amount of the lease liability adjusted for any lease payments made at or prior to the commencement date of the lease plus any initial direct costs less any lease incentives. They are subsequently measured at cost less accumulated depreciation and impairment losses. Right-of-use assets are depreciated from the commencement date on a straight-line basis over the shorter of the lease term and useful life of the underlying asset. Right of use assets are evaluated for recoverability whenever events or changes in circumstances indicate that their carrying amounts may not be recoverable. For the purpose of impairment testing, the recoverable amount (i.e. the higher of the fair value less cost to sell and the value-in-use) is determined on an individual asset basis unless the asset does not generate cash flows that are largely independent of those from other assets. In such cases, the recoverable amount is determined for the Cash Generating Unit (CGU) to which the asset belongs. The lease liability is initially measured at amortized cost at the present value of the future lease payments. The lease payments are discounted using the interest rate implicit in the lease or, if not readily determinable, using the incremental borrowing rates in the country of domicile of the leases. Lease liabilities are remeasured with a corresponding adjustment to the related right of use asset if the Company changes its assessment if whether it will exercise an extension or a termination option. Lease liability and ROU asset have been separately presented in the Balance Sheet and lease payments have been classified as financing cash flows.

Finance leases were capitalised at the commencement of the lease at the inception date fair value of the leased property or, if lower, at the present value of the minimum lease payments. Lease payments were apportioned between finance charges and reduction of the lease liability so as to achieve a constant rate of interest on the remaining balance of the liability. Finance charges were recognised in finance costs in the statement of profit or loss.

A ROU asset was depreciated over the useful life of the asset. However, if there was no reasonable certainty that the Company will obtain ownership by the end of the lease term, the asset was depreciated over the shorter of the estimated useful life of the asset and the lease term.

g) Investment in subsidiaries and associates

The Company records the investment in equity, preference and debt (fixed to fixed only) instruments of subsidiaries and associates at cost less impairment loss, if any.

On disposal of investment in subsidiaries and associates, the difference between net disposal proceeds and the carrying amount is recognised in the Statement of profit and loss.

h) Impairment of non-financial assets

The Company assesses, at each reporting date, whether there is an indication that an asset may be impaired. If any indication exists, or when annual impairment testing for an asset is required, the Company estimates the asset's recoverable amount. An asset's recoverable amount is the higher of an asset's or cash-generating unit's (CGU) fair value less costs of disposal and its value in use. Recoverable amount is determined for an individual asset, unless the asset does not generate cash inflows that are largely independent of those from other assets or group of assets. When the carrying amount of an asset or CGU exceeds its recoverable amount, the asset is considered impaired and is written down to its recoverable amount.

In assessing value in use, the estimated future cash flows are discounted to their present value using a pre-tax discount rate that reflects current market assessments of the time value of money and the risks specific to the asset. In determining fair value less costs of disposal, recent market transactions are taken into account. If no such transactions can be identified, an appropriate valuation model is used. These calculations are corroborated by valuation multiples, quoted share prices for publicly traded companies or other available fair value indicators.



IndiaMART InterMesh Limited

Notes to standalone financial statements for the year ended 31 March 2023

(Amounts in INR million, unless otherwise stated)

The Company bases its impairment calculation on detailed budgets and forecast calculations, which are prepared separately for each of the Company's CGUs to which the individual assets are allocated. These budgets and forecast calculations generally cover a period of five years. For longer periods, a long-term growth rate is calculated and applied to project future cash flows after the fifth year. To estimate cash flow projections beyond periods covered by the most recent budgets/forecasts, the Company extrapolates cash flow projections in the budget using a steady or declining growth rate for subsequent years, unless an increasing rate can be justified. In any case, this growth rate does not exceed the long-term average growth rate for the products, industries, or country or countries in which the entity operates, or for the market in which the asset is used.

Impairment losses are recognised in the statement of profit and loss. After impairment, depreciation is provided on the revised carrying amount of the asset over its remaining useful life.

An assessment is made at each reporting date to determine whether there is an indication that previously recognised impairment losses no longer exist or have decreased. If such indication exists, the Company estimates the asset's or CGU's recoverable amount. A previously recognised impairment loss is reversed only if there has been a change in the assumptions used to determine the asset's recoverable amount since the last impairment loss was recognised. The reversal is limited so that the carrying amount of the asset does not exceed its recoverable amount, nor exceed the carrying amount that would have been determined, net of depreciation, had no impairment loss been recognised for the asset in prior years. Such reversal is recognised in the statement of profit or loss unless the asset is carried at a revalued amount, in which case, the reversal is treated as a revaluation increase.

i) Taxes

Current Income tax

Current income tax assets and liabilities are measured at the amount expected to be recovered from or paid to the taxation authorities. The tax rates and tax laws used to compute the amount are those that are enacted or substantively enacted, at the reporting date.

Current income tax relating to items recognised outside profit or loss is recognised outside profit or loss (either in other comprehensive income (loss) or in equity). Current tax items are recognised in correlation to the underlying transaction either in OCI or directly in equity. Management periodically evaluates positions taken in the tax returns with respect to situations in which applicable tax regulations are subject to interpretation and establishes provisions where appropriate.

Deferred Tax


Deferred tax is provided using the liability method on temporary differences between the tax bases of assets and liabilities and their carrying amounts for financial reporting purposes at the reporting date.

Deferred tax liabilities are recognised for all taxable temporary differences, except when the deferred tax liability arises from the initial recognition of goodwill or an asset or liability in a transaction that is not a business combination and, at the time of the transaction, affects neither the accounting profit nor taxable profit or loss.

Deferred tax assets are recognised for all deductible temporary differences, the carry forward of unused tax credits and any unused tax losses. Deferred tax assets are recognised to the extent that it is probable that taxable profit will be available against which the deductible temporary differences, and the carry forward of unused tax credits and unused tax losses can be utilised except when the deferred tax asset relating to the deductible temporary difference arises from the initial recognition of an asset or liability in a transaction that is not a business combination and, at the time of the transaction, affects neither the accounting profit nor taxable profit or loss.

The carrying amount of deferred tax assets is reviewed at each reporting date and reduced to the extent that it is no longer probable that sufficient taxable profit will be available to allow all or part of the deferred tax asset to be utilised. Unrecognised deferred tax assets are re-assessed at each reporting date and are recognised to the extent that it has become probable that future taxable profits will allow the deferred tax asset to be recovered.

Deferred tax assets and liabilities are measured at the tax rates that are expected to apply in the year when the asset is realised or the liability is settled, based on tax rates (and tax laws) that have been enacted or substantively enacted at the reporting date.



IndiaMART InterMesh Limited

Notes to standalone financial statements for the year ended 31 March 2023

(Amounts in INR million, unless otherwise stated)

Deferred tax relating to items recognised outside profit or loss is recognised outside profit or loss (either in other comprehensive income (loss) or in equity). Deferred tax items are recognised in correlation to the underlying transaction either in OCI or directly in equity.

Deferred tax assets and deferred tax liabilities are offset if a legally enforceable right exists to set off current tax assets against current tax liabilities and the deferred taxes relate to the same taxable entity and the same taxation authority.

Sales/ value added taxes/ Service tax/ Goods and service tax (GST) paid on acquisition of assets or on incurring expenses

Expenses and assets are recognised net of the amount of sales/ value added taxes/ GST paid, except:

- When the tax incurred on a purchase of assets or services is not recoverable from the taxation authority, in which case, the tax paid is recognised as part of the cost of acquisition of the asset or as part of the expense item, as applicable
- When receivables and payables are stated with the amount of tax included

The net amount of tax recoverable from, or payable to, the taxation authority is included as part of receivables or payables in the balance sheet.

j) Provisions and contingent liabilities

Provisions

Provisions are recognised when the Company has a present obligation (legal or constructive) as a result of a past event, it is probable that an outflow of resources embodying economic benefits will be required to settle the obligation and a reliable estimate can be made of the amount of the obligation. When the Company expects some or all of a provision to be reimbursed, for example, under an insurance contract, the reimbursement is recognised as a separate asset, but only when the reimbursement is virtually certain. The expense relating to a provision is presented in the statement of profit and loss net of any reimbursement.

If the effect of the time value of money is material, provisions are discounted using a current pre-tax rate that reflects, when appropriate, the risks specific to the liability. When discounting is used, the increase in the provision due to the passage of time is recognised as a finance cost.

Contingent liabilities

A contingent liability is a possible obligation that arises from past events whose existence will be confirmed by the occurrence or non-occurrence of one or more uncertain future events beyond the control of the Company or a present obligation that is not recognised because it is not probable that an outflow of resources will be required to settle the obligation. A contingent liability also arises in extremely rare cases where there is a liability that cannot be recognised because it cannot be measured reliably.

The Company does not recognise a contingent liability but discloses its existence in the standalone financial statements.


k) Retirement and other employee benefits

Short-term obligations

Liabilities for wages and salaries, including non-monetary benefits that are expected to be settled wholly within 12 months after the end of the period in which the employees render the related service are recognised in respect of employees' services up to the end of the reporting period and are measured at the amounts expected to be paid when the liabilities are settled. The liabilities are presented under other current financial liabilities in the balance sheet.

Post-employment obligations

Retirement benefit in the form of provident fund is a defined contribution scheme. The Company has no obligation, other than the contribution payable to the provident fund. The Company recognizes contribution payable to the



IndiaMART InterMesh Limited

Notes to standalone financial statements for the year ended 31 March 2023

(Amounts in INR million, unless otherwise stated)

provident fund scheme as an expense, when an employee renders the related service. If the contribution payable to the scheme for service received before the balance sheet date exceeds the contribution already paid, the deficit payable to the scheme is recognized as a liability after deducting the contribution already paid. If the contribution already paid exceeds the contribution due for services received before the balance sheet date, then excess is recognized as an asset to the extent that the pre-payment will lead to, for example, a reduction in future payment or a cash refund.

The Company operates a defined benefit gratuity plan for its employees i.e. gratuity. The cost of providing benefits under the defined benefit plan is determined using the projected unit credit method.

Re-measurements, comprising of actuarial gains and losses, the effect of the asset ceiling, excluding amounts included in net interest on the net defined benefit liability and the return on plan assets (excluding amounts included in net interest on the net defined benefit liability), are recognised immediately in the balance sheet with a corresponding debit or credit to retained earnings through OCI in the period in which they occur. Re-measurements are not reclassified to profit or loss in subsequent periods.

Past service costs are recognised in profit or loss on the earlier of:

- The date of the plan amendment or curtailment, and
- The date that the Company recognises related restructuring costs

Net interest is calculated by applying the discount rate to the net defined benefit liability or asset. The Company recognises the following changes in the net defined benefit obligation as an expense in the statement of profit and loss:

- Service costs comprising current service costs, past-service costs, gains and losses on curtailments and non-routine settlements; and
- Net interest expense or income

Other long-term employee benefit obligations

Accumulated leave, which is expected to be utilized within the next twelve months, is treated as short-term employee benefit. The Company measures the expected cost of such absences as the additional amount that it expects to pay as a result of the unused entitlement that has accumulated at the reporting date.


The Company treats accumulated leave expected to be carried forward beyond twelve months, as long-term employee benefit for measurement purposes. Such long-term compensated absences are provided for based on the actuarial valuation using the projected unit credit method at the reporting period-end. Actuarial gain/loss are immediately taken to the statement of profit and loss and are not deferred. The Company presents the entire leave as a current liability in the balance sheet, since it does not have an unconditional right to defer its settlement for twelve months after the reporting date.

1) Share-based payments

Employees of the Company and its subsidiaries also receive remuneration in the form of stock options (ESOP) and stock appreciation rights (SAR) as share based payment transactions under the Company's Employee Stock Option Plan and Employee Stock Benefit Scheme. Both of these are equity settled share-based payment transactions.

The cost of equity settled transactions is determined based on the fair value at the date when the grant is made using an appropriate valuation model.

That cost is recognised, together with a corresponding increase in share-based payment reserves (SBP) in equity, over the period in which the performance and/or service conditions are fulfilled in employee benefits expense. The cumulative expense recognised for equity settled transaction at each reporting date until the vesting date reflects the extent to which the vesting period has expired and the Company's best estimate of the number of equity instruments that will ultimately vest. The statement of profit and loss expense or credit for a period represents the movement in cumulative expense recognised as at the beginning and end of that period and is recognised in employee benefits expense. The grant date fair value of share-based payment awards granted to



IndiaMART InterMesh Limited
Notes to standalone financial statements for the year ended 31 March 2023
(Amounts in INR million, unless otherwise stated)

employees of subsidiaries is recognised as receivable from subsidiaries, with a corresponding increase in SBP, as a separate component in equity over the vesting period that the employees become entitled to the awards.

Service and non-market performance conditions are not taken into account when determining the grant date fair value of awards, but the likelihood of the conditions being met is assessed as part of the Company's best estimate of the number of equity instruments that will ultimately vest. Market performance conditions are reflected within the grant date fair value. Any other conditions attached to an award, but without an associated service requirement, are considered to be non-vesting conditions. Non-vesting conditions are reflected in the fair value of an award and lead to an immediate expensing of an award unless there are also service and/or performance conditions.

No expense is recognised for awards that do not ultimately vest because non-market performance and/or service conditions have not been met. Where awards include a market or non-vesting condition, the transactions are treated as vested irrespective of whether the market or non-vesting condition is satisfied, provided that all other performance and/or service conditions are satisfied.

When the terms of an equity-settled award are modified, the minimum expense recognised is the expense had the terms not been modified, if the original terms of the award are met. An additional expense is recognised for any modification that increases the total fair value of the share-based payment transaction, or is otherwise beneficial to the employee as measured at the date of modification. Where an award is cancelled by the entity or by the counterparty, any remaining element of the fair value of the award is expensed immediately through profit or loss.

The dilutive effect of outstanding options is reflected as additional share dilution in the computation of diluted earnings per share.

m) Financial Instruments

A financial instrument is any contract that gives rise to a financial asset of one entity and a financial liability or equity instrument of another entity.

Financial assets

Initial recognition and measurement

All financial assets are recognised initially at fair value plus, in the case of financial assets not recorded at fair value through profit or loss, transaction costs that are attributable to the acquisition of the financial asset. Purchases or sales of financial assets that require delivery of assets within a time frame established by regulation or convention in the market place (regular way trades) are recognised on the trade date, i.e., the date that the Company commits to purchase or sell the asset.

Subsequent measurement

For purposes of subsequent measurement, financial assets are classified in four categories:

- Debt instruments at amortised cost
- Debt instruments at fair value through other comprehensive income (FVTOCI)
- Debt instruments and equity instruments at fair value through profit or loss (FVTPL)
- Equity instruments measured at fair value through other comprehensive income (FVTOCI)

Debt instruments at amortised cost

A 'debt instrument' is measured at the amortised cost if both the following conditions are met:

- a) The asset is held within a business model whose objective is to hold assets for collecting contractual cash flows, and
- b) Contractual terms of the asset give rise on specified dates to cash flows that are solely payments of principal and interest (SPPI) on the principal amount outstanding.

After initial measurement, such financial assets are subsequently measured at amortised cost using the effective interest rate (EIR) method. Amortised cost is calculated by taking into account any discount or premium on



IndiaMART InterMesh Limited

Notes to standalone financial statements for the year ended 31 March 2023

(Amounts in INR million, unless otherwise stated)

acquisition and fees or costs that are an integral part of the EIR. The EIR amortisation is included in other income in the profit or loss. The losses arising from impairment are recognised in the profit or loss. This category generally applies to loans to employees, trade and other receivables. For more information on receivables, refer to Note 29.

Debt instruments at FVTOCI

A 'debt instrument' is classified as at FVTOCI if both of the following criteria are met:

- a) The objective of the business model is achieved both by collecting contractual cash flows and selling the financial assets, and
- b) The asset's contractual cash flows represent SPPI

Debt instruments included within the FVTOCI category are measured initially as well as at each reporting date at fair value. Fair value movements are recognized in other comprehensive income (OCI). However, the Company recognizes interest income, impairment losses and reversals and foreign exchange gain or loss in the profit and loss. On de-recognition of the asset, cumulative gain or loss previously recognised in OCI is reclassified from the equity to profit and loss. Interest earned whilst holding FVTOCI debt instrument is reported as interest income using the EIR method.

Debt instruments and equity instruments at FVTPL

All financial assets not classified as measured at amortised cost or FVTOCI as described above are measured at FVTPL. On initial recognition, the Company may irrevocably designate a financial asset that otherwise meets the requirements to be measured at amortised cost or at FVTOCI as at FVTPL if doing so eliminates or significantly reduces an accounting mismatch that would otherwise arise.

Debt instruments and equity instruments included within the FVTPL category are measured at fair value with all changes recognized in the statement of profit and loss.

Derecognition

A financial asset (or, where applicable, a part of a financial asset or part of a Company of similar financial assets) is primarily derecognised (i.e. removed from the Company's balance sheet) when:

- The rights to receive cash flows from the asset have expired, or
- The Company has transferred its rights to receive cash flows from the asset or has assumed an obligation to pay the received cash flows in full without material delay to a third party under a 'pass-through' arrangement; and either (a) the Company has transferred substantially all the risks and rewards of the asset, or (b) the Company has neither transferred nor retained substantially all the risks and rewards of the asset, but has transferred control of the asset.


When the Company has transferred its rights to receive cash flows from an asset or has entered into a pass-through arrangement, it evaluates if and to what extent it has retained the risks and rewards of ownership. When it has neither transferred nor retained substantially all of the risks and rewards of the asset, nor transferred control of the asset, the Company continues to recognise the transferred asset to the extent of the Company's continuing involvement. In that case, the Company also recognises an associated liability. The transferred asset and the associated liability are measured on a basis that reflects the rights and obligations that the Company has retained.

Continuing involvement that takes the form of a guarantee over the transferred asset is measured at the lower of the original carrying amount of the asset and the maximum amount of consideration that the Company could be required to repay.

Impairment of financial assets

In accordance with Ind AS 109, the Company applies expected credit loss (ECL) model for measurement and recognition of impairment loss on the following financial assets and credit risk exposure:

- Financial assets that are measured at amortised cost e.g., loans, deposits, trade receivables and bank balance



IndiaMART Intermesh Limited

Notes to standalone financial statements for the year ended 31 March 2023

(Amounts in INR million, unless otherwise stated)

- Trade receivables or any contractual right to receive cash or another financial asset that result from transactions that are within the scope of Ind AS 115

The Company follows 'simplified approach' for recognition of impairment loss allowance on trade receivables or contract revenue receivables.

The application of simplified approach does not require the Company to track changes in credit risk. Rather, it recognises impairment loss allowance based on lifetime ECLs at each reporting date, right from its initial recognition.

For recognition of impairment loss on other financial assets and risk exposure, the Company determines that whether there has been a significant increase in the credit risk since initial recognition. If credit risk has not increased significantly, 12-month ECL is used to provide for impairment loss. However, if credit risk has increased significantly, lifetime ECL is used. If, in a subsequent period, credit quality of the instrument improves such that there is no longer a significant increase in credit risk since initial recognition, then the entity reverts to recognising impairment loss allowance based on 12-month ECL.

Lifetime ECL are the expected credit losses resulting from all possible default events over the expected life of a financial instrument. The 12-month ECL is a portion of the lifetime ECL which results from default events that are possible within 12 months after the reporting date.

ECL is the difference between all contractual cash flows that are due to the Company in accordance with the contract and all the cash flows that the entity expects to receive (i.e., all cash shortfalls), discounted at the original EIR. When estimating the cash flows, an entity is required to consider:

- All contractual terms of the financial instrument (including prepayment, extension, call and similar options) over the expected life of the financial instrument. However, in rare cases when the expected life of the financial instrument cannot be estimated reliably, then the entity is required to use the remaining contractual term of the financial instrument
- Cash flows from the sale of collateral held or other credit enhancements that are integral to the contractual terms

ECL impairment loss allowance (or reversal) recognized during the period is recognized as income/ expense in the statement of profit and loss (P&L). This amount is reflected under the head 'other expenses' in the P&L. The balance sheet presentation for various financial instruments is described below:


- Financial assets measured as at amortised cost, contractual revenue receivables and lease receivables: ECL is presented as an allowance, i.e., as an integral part of the measurement of those assets in the balance sheet. The allowance reduces the net carrying amount. Until the asset meets write-off criteria, the Company does not reduce impairment allowance from the gross carrying amount.
- Loan commitments and financial guarantee contracts: ECL is presented as a provision in the balance sheet, i.e. as a liability.
- Debt instruments measured at FVTOCI: Since financial assets are already reflected at fair value, impairment allowance is not further reduced from its value. Rather, ECL amount is presented as 'accumulated impairment amount' in OCI.

For assessing increase in credit risk and impairment loss, the Company combines financial instruments on the basis of shared credit risk characteristics with the objective of facilitating an analysis that is designed to enable significant increases in credit risk to be identified on a timely basis.

Financial liabilities

Initial recognition and measurement

Financial liabilities are classified, at initial recognition, as financial liabilities at fair value through profit or loss, loans and borrowings, payables, or as derivatives designated as hedging instruments in an effective hedge, as appropriate.



IndiaMART InterMesh Limited
Notes to standalone financial statements for the year ended 31 March 2023
(Amounts in INR million, unless otherwise stated)

All financial liabilities are recognised initially at fair value and, in the case of loans and borrowings and payables, net of directly attributable transaction costs.

The Company's financial liabilities include trade payables, security deposits and other payables.

Subsequent measurement

The measurement of financial liabilities depends on their classification, as described below:

Financial liabilities at fair value through Profit or Loss:

Financial liabilities at fair value through profit or loss include financial liabilities held for trading and financial liabilities designated upon initial recognition as at fair value through profit or loss.

Financial liabilities designated upon initial recognition at fair value through profit or loss are designated as such at the initial date of recognition, and only if the criteria in Ind AS 109 are satisfied. For liabilities designated as FVTPL, fair value gains/ losses attributable to changes in own credit risk are recognized in OCI. These gains/ losses are not subsequently transferred to P&L. However, the company may transfer the cumulative gain or loss within equity. All other changes in fair value of such liability are recognised in the statement of profit or loss.

Loans and borrowings

After initial recognition, interest-bearing loans and borrowings are subsequently measured at amortised cost using the EIR method. Gains and losses are recognised in profit or loss when the liabilities are derecognised as well as through the EIR amortisation process.

Amortised cost is calculated by taking into account any discount or premium on acquisition and fees or costs that are an integral part of the EIR. The EIR amortisation is included as finance costs in the statement of profit and loss. This category generally applies to borrowings.

De-recognition

A financial liability is derecognised when the obligation under the liability is discharged or cancelled or expires. When an existing financial liability is replaced by another from the same lender on substantially different terms, or the terms of an existing liability are substantially modified, such an exchange or modification is treated as the derecognition of the original liability and the recognition of a new liability. The difference in the respective carrying amounts is recognised in the statement of profit or loss.

Offsetting of financial instruments

Financial assets and financial liabilities are offset and the net amount is reported in the balance sheet if there is a currently enforceable legal right to offset the recognised amounts and there is an intention to settle on a net basis, to realise the assets and settle the liabilities simultaneously.

n) Foreign currency transactions

The Company's financial statements are presented in INR which is also the Company's functional currency.

Transactions and balances

Transactions in foreign currencies are initially recorded by the Company at its functional currency spot rates at the date the transaction first qualifies for recognition. However, for practical reasons, the Company uses an average rate if the average approximates the actual rate at the date of the transaction.

Monetary assets and liabilities denominated in foreign currencies are translated at the functional currency spot rates of exchange at the reporting date.

Exchange differences arising on settlement or translation of monetary items are recognised in profit or loss.

Non-monetary items that are measured in terms of historical cost in a foreign currency are translated using the exchange rates at the dates of the initial transactions. Non-monetary items measured at fair value in a foreign currency are translated using the exchange rates at the date when the fair value is determined. The gain or loss



IndiaMART InterMesh Limited

Notes to standalone financial statements for the year ended 31 March 2023

(Amounts in INR million, unless otherwise stated)

arising on translation of non-monetary items measured at fair value is treated in line with the recognition of the gain or loss on the change in fair value of the item (i.e., translation differences on items whose fair value gain or loss is recognised in OCI or profit or loss are also recognised in OCI or profit or loss, respectively).

o) Earnings per share

Basic earnings per share are calculated by dividing the net profit or loss for the year attributable to equity shareholders (after deducting preference dividends and attributable taxes) by the weighted average number of equity shares outstanding during the year. Partly paid equity shares are treated as a fraction of an equity share to the extent that they are entitled to participate in dividends relative to a fully paid equity share during the reporting year. The weighted average number of equity shares outstanding during the year is adjusted for events such as bonus issue, bonus element in a rights issue, share split, and reverse share split (consolidation of shares) that have changed the number of equity shares outstanding, without a corresponding change in resources.

For the purpose of calculating diluted earnings per share, the net profit or loss for the period attributable to equity shareholders and the weighted average number of shares outstanding during the year are adjusted for the effects of all dilutive potential equity shares.

p) Cash and cash equivalents

Cash and cash equivalents in the balance sheet comprise cash at banks and on hand and short-term deposits with an original maturity of three months or less, which are subject to an insignificant risk of change in value.

q) Segment reporting

In accordance with Ind AS 108 "Operating Segments", the Company has disclosed the segment information only as part of consolidated financial statements.

r) Share capital

Equity shares are classified as equity. Incremental costs directly attributable to the issue of new shares or options are shown in equity as a deduction, net of tax, from the proceeds.

s) Dividends

Provision is made for the amount of any dividend declared, being appropriately authorised and no longer at the discretion of the Company, on or before the end of the reporting period but not distributed at the end of the reporting period.

t) Adoption of new accounting principles

Onerous contracts – cost of fulfilling a contract (amendment to Ind AS 37 - Provisions, Contingent Liabilities and Contingent Assets)

The amendment clarified that the 'costs of fulfilling a contract' comprise both the incremental costs and allocation of other direct costs. The Company has adopted this amendment effective 1 April 2022 and the adoption did not have any material impact on its financial statements.

u) Recently issued accounting pronouncements

On 31 March 2023, the Ministry of Corporate Affairs (MCA), notified Companies (Indian Accounting Standards) Amendment Rules, 2023 effective from 1 April 2023. Following are the key amended provisions which may have an impact on the financial statements of the Company:

Disclosure of accounting policies (amendments to Ind AS 1 - Presentation of Financial Statements)

The amendments intend to assist in deciding which accounting policies to disclose in the financial statements. The amendments to Ind AS 1 require entities to disclose their material accounting policies rather than their significant accounting policies. The amendments provide guidance on how to apply the concept of materiality to accounting policy disclosures. The Company does not expect this amendment to have any significant impact in its financial statements.



IndiaMART InterMesh Limited

Notes to standalone financial statements for the year ended 31 March 2023

(Amounts in INR million, unless otherwise stated)

Definition of accounting estimate (amendments to Ind AS 8 - Accounting Policies, Changes in Accounting Estimates and Errors)

The amendments distinguish between accounting policies and accounting estimates. The definition of a change in accounting estimates has been replaced with a definition of accounting estimates. Under the new definition, accounting estimates are “monetary amounts in financial statements that are subject to measurement uncertainty”. Entities develop accounting estimates if accounting policies require items in financial statements to be measured in a way that involves measurement uncertainty. The Company does not expect this amendment to have any significant impact in its financial statements.

Deferred tax related to assets and liabilities arising from a single transaction (amendments to Ind AS 12 – Income taxes)

The amendments specify how to account for deferred tax on transactions such as leases. The amendments clarify that lease transactions give rise to equal and offsetting temporary differences and financial statements should reflect the future tax impacts of these transactions through recognizing deferred tax. The Company is evaluating the impact of this amendment, if any, in its financial statements.

Other amendments included in the notification do not have any significant impact on the financial statements.

3. Significant accounting estimates and assumptions

The preparation of standalone financial statements in conformity with Ind AS requires the management to make judgments, estimates and assumptions that affect the reported amounts of revenues, expenses, assets and liabilities and the disclosure of contingent liabilities, at the end of the reporting period. Although these estimates are based on the management’s best knowledge of current events and actions, uncertainty about these assumptions and estimates could result in the outcomes requiring a material adjustment to the carrying amounts of assets or liabilities in future periods. Therefore, actual results could differ from these estimates.

Estimates and assumptions

The key assumptions concerning the future and other key sources of estimation uncertainty at the reporting date, that have a significant risk of causing a material adjustment to the carrying amounts of assets and liabilities within the next financial year, are described below. The Company has based its assumptions and estimates on parameters available when the standalone financial statements were prepared. Existing circumstances and assumptions about future developments, however, may change due to market changes or circumstances arising that are beyond the control of the Company. Such changes are reflected in the assumptions when they occur.


a) Taxes

Deferred tax assets are recognised for unused tax losses to the extent that it is probable that future taxable profit will be available against which the losses can be utilised. In assessing the probability the Company considers whether the entity has sufficient taxable temporary differences relating to the same taxation authority and the same taxable entity, which will result in taxable amounts against which the unused tax losses or unused tax credits can be utilised before they expire. Significant management judgement is required to determine the amount of deferred tax assets that can be recognised, based upon the likely timing and the level of future taxable profits together with future tax planning strategies.

The Company has recognised deferred tax assets on the deductible temporary differences since the management is of the view that it is probable the deferred tax assets will be recoverable using the estimated future taxable income based on the approved business plans and budgets.

b) Share based payment

The Company initially measures the cost of equity-settled transactions with employees using a Black–Scholes–Merton option pricing model to determine the fair value of the liability incurred. Estimating fair value for share-based payment transactions requires determination of the most appropriate valuation model, which is dependent on the terms and conditions of the grant. This estimate also requires determination of the most appropriate inputs



IndiaMART InterMesh Limited

Notes to standalone financial statements for the year ended 31 March 2023

(Amounts in INR million, unless otherwise stated)

to the valuation model including the expected life of the share options and SAR units, volatility and dividend yield and making assumptions about them. The assumptions and models used for estimating fair value for share-based payment transactions are disclosed in Note 28.

c) Impairment of Non-financial assets

Impairment exists when the carrying value of an asset or cash generating unit exceeds its recoverable amount, which is the higher of its fair value less costs of disposal and its value in use. The fair value less costs of disposal calculation is based on available data from binding sales transactions, conducted at arm's length, for similar assets or observable market prices less incremental costs for disposing of the asset. The value in use calculation is based on a DCF model or other fair value valuation models. In DCF model, the cash flows are derived from the budget for the next five years and do not include restructuring activities that the Company is not yet committed to or significant future investments that will enhance the asset's performance of the CGU being tested. The recoverable amount is sensitive to the discount rate used for the DCF model as well as the expected future cash-inflows and the growth rate used for extrapolation purposes.

d) Defined benefit plans (gratuity benefit)

The cost of the defined benefit gratuity plan and the present value of the gratuity obligation are determined using actuarial valuations. An actuarial valuation involves making various assumptions that may differ from actual developments in the future. These include the determination of the discount rate, future salary increases and mortality rates. Due to the complexities involved in the valuation and its long-term nature, a defined benefit obligation is highly sensitive to changes in these assumptions. All assumptions are reviewed at each reporting date.

The parameter most subject to change is the discount rate. In determining the appropriate discount rate for plans operated in India, the management considers the interest rates of government bonds in currencies consistent with the currencies of the post-employment benefit obligation.

The mortality rate is based on publicly available mortality tables. Those mortality tables tend to change only at intervals in response to demographic changes. Future salary increases and gratuity increases are based on expected future inflation rates, seniority, promotion and other relevant factors, such as supply and demand in the employment market.

Further details about gratuity obligations are given in Note 27.

e) Fair value measurement of financial instruments

When the fair values of financial assets and financial liabilities recorded in the balance sheet cannot be measured based on quoted prices in active markets, their fair value is measured using valuation techniques including the Discounted Cash Flow (DCF) model. The inputs to these models are taken from observable markets where possible, but where this is not feasible, a degree of judgement is required in establishing fair values. Judgements include considerations of inputs such as liquidity risk, credit risk and volatility. Changes in assumptions about these factors could affect the reported fair value of financial instruments. See Note 29 and 31 for further disclosures.


f) Useful life of assets considered for depreciation of Property, Plant and Equipment

The charge in respect of periodic depreciation is derived after determining an estimate of an asset's expected useful life and the expected residual value at the end of its life. The useful lives and residual values of Company's assets are determined by management at the time the asset is acquired and reviewed at each financial year end.

g) Leases

The Company evaluates if an arrangement qualifies to be a lease as per the requirements of Ind AS 116. Identification of a lease requires significant judgment. The Company uses significant judgement in assessing the lease term (including anticipated renewals) and the applicable discount rate.

The Company determines the lease term as the non-cancellable period of a lease, together with both periods covered by an option to extend the lease if the Company is reasonably certain to exercise that option; and periods



IndiaMART Intermesh Limited

Notes to standalone financial statements for the year ended 31 March 2023

(Amounts in INR million, unless otherwise stated)

covered by an option to terminate the lease if the Company is reasonably certain not to exercise that option. In assessing whether the Company is reasonably certain to exercise an option to extend a lease, or not to exercise an option to terminate a lease, it considers all relevant facts and circumstances that create an economic incentive for the Company to exercise the option to extend the lease, or not to exercise the option to terminate the lease. The Company revises the lease term if there is a change in the non-cancellable period of a lease.

The discount rate is generally based on the incremental borrowing rate specific to the lease being evaluated or for a portfolio of leases with similar characteristics.



IndiaMART InterMESH Limited

Notes to Standalone Financial Statements for the year ended 31 March 2023

(Amount in INR million, unless otherwise stated)

4 Property, plant and equipment

	Computers	Office equipments	Furniture and fixtures	Motor vehicles	Total Property, plant and equipment	Capital work in progress (refer note 1 below)
Gross carrying amount						
As at 1 April 2021	105.77	47.21	4.02	3.81	160.81	1.77
Additions for the year	20.28	0.13	-	-	20.41	-
Disposals for the year	(17.70)	(0.55)	-	(0.02)	(18.27)	-
As at 31 March 2022	108.35	46.79	4.02	3.79	162.95	1.77
Additions for the year	170.31	3.65	0.59	7.18	181.72	-
Disposals for the year	(9.19)	(2.26)	(0.58)	(3.75)	(15.78)	-
As at 31 March 2023	269.47	48.18	4.03	7.22	328.90	1.77
Accumulated depreciation						
As at 1 April 2021	97.27	36.47	2.96	2.58	139.28	-
Charge for the year	5.91	4.85	0.30	0.38	11.44	-
Disposals during the year	(17.59)	(0.43)	-	(0.02)	(18.04)	-
As at 31 March 2022	85.59	40.89	3.26	2.94	132.68	-
Charge for the year	86.86	3.13	0.27	1.99	92.25	-
Disposals during the year	(8.82)	(2.08)	(0.50)	(2.94)	(14.35)	-
As at 31 March 2023	163.63	41.94	3.03	1.99	210.59	-
Net carrying value						
As at 1 April 2021	8.50	10.74	1.06	1.23	21.53	1.77
As at 31 March 2022	22.76	5.90	0.76	0.85	30.27	1.77
As at 31 March 2023	105.84	6.24	1.00	5.23	118.31	1.77

Notes:

1 Capital work in progress (CWIP)

The following table presents the ageing schedule for Capital-work-in progress:

Particulars	As at 31 March 2023	As at 31 March 2022
Projects in Progress	-	-
Projects temporarily suspended		
More than 3 years	1.77	1.77
Total	1.77	1.77

Capital work in progress represents the amount incurred on construction of boundary wall for leasehold land, the project has been temporarily suspended as the Company is in process of evaluating the construction plan and also in the process of planning to seek further extension for construction on leasehold land (refer note 5 for details related to leasehold land).



5 Right-of-use assets

	Leasehold land (Refer Note 1 below)	Buildings	Total
Gross carrying amount			
As at 1 April 2021	37.12	834.55	871.67
Additions for the year	-	20.25	20.25
Disposals for the year (Refer Note 2 below)	-	(20.20)	(20.20)
As at 31 March 2022	37.12	834.60	871.72
Additions for the year	-	30.04	30.04
Disposals for the year (Refer Note 2 below)	-	(75.79)	(75.79)
As at 31 March 2023	37.12	788.85	825.97
Accumulated depreciation			
As at 1 April 2021	2.30	243.72	246.02
Depreciation for the year	0.46	106.00	106.46
Disposals for the year (Refer Note 2 below)	-	(9.19)	(9.19)
As at 31 March 2022	2.76	340.53	343.29
Depreciation for the year	0.46	99.31	99.77
Disposals for the year (Refer Note 2 below)	-	(29.69)	(29.69)
As at 31 March 2023	3.22	410.15	413.37
Net carrying value			
As at 1 April 2021	34.82	590.83	625.65
As at 31 March 2022	34.36	494.07	528.43
As at 31 March 2023	33.90	378.70	412.60

Notes:

1. As per the terms of the lease arrangement, the Company was required to complete the construction of building within a defined time from the date of handing over the possession. The Company had obtained extension for construction of building on the leasehold land till 5 July 2021. The project has been temporarily suspended as the Company is in the process of evaluating the construction plan and is also in the process of planning to seek further extension for construction on the leasehold land.

2. Disposal includes adjustment on account of lease modifications.

3. The Company incurred INR 20.86 for the year ended 31 March 2023 (31 March 2022: INR 3.51) respectively, towards expenses relating to short-term leases and leases of low-value assets.

The following table presents a maturity analysis of expected undiscounted cash flows for lease liabilities as at year end

	As at 31 March 2023	As at 31 March 2022
Within one year	129.34	131.90
Within one - two years	121.57	134.05
Within two - three years	106.29	122.47
Within three - five years	210.48	224.40
Above five years	6.62	122.01
Total lease payments	574.29	734.83

The reconciliation of lease liabilities is as follows:

	As at 31 March 2023	As at 31 March 2022
Opening balance	562.80	634.24
Additions	28.54	19.33
Amounts recognized in statement of profit and loss as interest expense	46.79	54.02
Payment of lease liabilities	(126.92)	(124.85)
Derecognition	(25.69)	(12.78)
Adjustment for lease modifications	(25.11)	-
Liabilities no longer required written back	(1.33)	(7.16)
Balance as at year end (Refer Note 15)	459.08	562.80



IndiaMART InterMESH Limited**Notes to Standalone Financial Statements for the year ended 31 March 2023**

(Amount in INR million, unless otherwise stated)

6 Intangible assets

	Software	Unique telephone numbers	Total
Gross carrying amount			
As at 1 April 2021	13.73	4.70	18.43
As at 31 March 2022	13.73	4.70	18.43
As at 31 March 2023	13.73	4.70	18.43
Accumulated amortisation			
As at 1 April 2021	11.35	4.34	15.69
Amortisation for the year As at 31 March 2022	0.96 12.31	0.15 4.49	1.11 16.80
Amortisation for the year As at 31 March 2023	0.57 12.88	0.09 4.58	0.66 17.46
Net carrying value			
As at 1 April 2021	2.38	0.36	2.74
As at 31 March 2022	1.42	0.21	1.63
As at 31 March 2023	0.85	0.12	0.97



7 Investment in subsidiaries and associates

	As at 31 March 2023		As at 31 March 2022	
	No. of shares	Amount	No. of shares	Amount
Investment in subsidiaries - Unquoted				
<i>Fully paid up - at cost</i>				
Equity shares of INR 10 each in Tradezeal Online Private Limited	110,000	1.10	110,000	1.10
Equity shares of INR 10 each in Tolexo Online Private Limited	7,001,800	70.02	7,001,800	70.02
Equity shares of INR 10 each in Pay With Indiamart Private Limited	100,000	1.00	100,000	1.00
Equity shares of INR 10 each in Hello Trade Online Private Limited	60,000	0.60	30,000	0.30
Equity shares of INR 10 each in Busy Infotech Private Limited (Refer note (i) below)	45,000	5,000.00	-	-
Compulsorily Convertible Debentures of INR 100 each in Tradezeal Online Private Limited (Refer Note (ii) below)	9,325,000	932.50	7,200,000	720.00
Compulsorily Convertible Preference Shares of INR 10 each (at premium of INR 51,138 each) in Livekeeping Technologies Private Limited (Refer note (iii) below)	6,843	350.01	-	-
Equity shares of INR 10 each (at premium of INR 51,138 each) in Livekeeping Technologies Private Limited (Refer note (iii) below)	2,147	109.81	-	-
Contractual investment rights in Livekeeping Technologies Private Limited (Refer note (iii) below)		50.50	-	-
		6,515.54		792.42
Impairment allowance for investment in subsidiaries				
Opening balance		(71.42)	(71.42)	
Add : Impairment allowance for investment in shares of Livekeeping Technologies Private Limited (Refer note (vi) below)		(52.61)	-	(71.42)
		6,391.51		721.00
Investment in associates - Unquoted				
<i>Fully paid up - at cost</i>				
Investment in Simply Vyapar Apps Private Limited				
Compulsory convertible preference shares of INR 100 each (at premium of INR 52,217.90 each)	5,954	311.50	5,954	311.50
Equity shares of INR 10 each (at premium of INR 52,307.90 each)	10	0.52	10	0.52
Compulsory convertible preference shares of INR 100 each (at premium of INR 2,90,261 each)	1,809	525.26	1,809	525.26
Equity shares of INR 10 each (at premium of INR 2,03,242 each)	444	90.24	444	90.24
Equity shares of INR 10 each and premium of INR 2,90,351 each	137	39.78	-	-
		967.30		927.52
Investment in Mobisy Technologies Private Limited				
Compulsory convertible preference shares of INR 1 each (at premium of INR 776 each)	128,593	99.92	-	-
Equity shares of INR 1 each (at premium of INR 776 each)	100	0.07	-	-
Compulsory convertible preference shares of INR 1 each (at premium of INR 836 each)	119,474	100.00	-	-
Investment in Compulsory convertible preference shares of INR 1 each (at premium of INR 1,222 each) (Refer note (iv) below)	105,607	129.20	-	-
Equity shares of INR 1 each (at premium of INR 837 each)	17,750	14.86	-	-
Investment in Equity shares of INR 1 each (at premium of INR 1,222/- each) (Refer note (iv) below)	17,963	21.98	-	-
Fair value gain recognised through profit and loss till the date entity has become an associate	-	97.87	-	-
		463.90		-
Investment in Ten Times Online Private Limited				
Equity shares of INR 10 each (at premium of INR 40 each)	18,701	0.93	18,701	0.93
Sale of Equity shares of INR 10 each (INR 64,7024) (Refer note (v) below)	18,701	(1.21)	-	-
Gain on sale of Investment during the year		0.28		-
Investment in IB Monotaro Private Limited				
Equity shares of INR 10 each (at premium of INR 1,274.15 each)	811,250	<u>1,041.77</u>	811,250	<u>1,041.77</u>
		2,472.97		1,970.22
		8,864.49		2,691.22
Total Investment in subsidiaries and associates				
		8,864.49		2,691.22
Aggregate carrying value of unquoted investments				
		8,864.49		2,691.22
Aggregate impairment in value of investments				
		124.03		71.42

Notes:

- During the year ended 31 March 2023, on 6 April 2022 the Company has acquired 100.00% equity ownership on fully converted and diluted basis in Busy Infotech Private Limited at the aggregate consideration of INR 5,000.00 and accordingly, the investment is classified under "Investment in Subsidiaries". This acquisition would help the Company to offer accounting software solutions to businesses in line with its long term vision of enabling businesses.
- The instrument is classified as equity as it meets the 'fixed for fixed' evaluation criteria. Further, the interest on the instrument is payable at the discretion of Tradezeal Online Private Limited.
- During the year ended 31 March 2023, on 23 May 2022 the Company has acquired 51.09% equity ownership on fully converted and diluted basis in Livekeeping Technologies Private Limited (Formerly known as Finlite Technologies Private Limited) at the aggregate consideration of INR 459.82. Considering the percentage of ownership and board representation right of the Company, this investment is classified as investment in subsidiary. Finlite Technologies Private Limited offers value added services to businesses over their existing on premise accounting software. This investment is in line with the Company long term objective of offering various Software as a Service ('SAAS') based solutions for businesses. Fair value of contractual investment right (As per the terms of the Shareholder's agreement) in "Livekeeping Technologies Private Limited" has been recorded in the books of account.
- During the year ended 31 March 2023, the Company has further invested into the shares of Mobisy Technologies Private Limited, thereby increasing its equity ownership on fully converted and diluted basis to 25.08%. Mobisy Technologies Private Limited has become an associate of the Company with effect from 03 November 2022. Fair value gain has been recorded till the date it has become an associate.
- During the year ended 31 March 2023, the Company has sold entire stake in Ten Times Online Private Limited, on 16 March 2023 and consequently the entity has ceased to be an associate.
- During the year ended 31 March 2023, Impairment loss amounting to INR 52.61 has been recorded for "Livekeeping Technologies Private Limited" based on impairment testing performed due to actual performance being lower than projected performance. The said impairment has been classified as an exceptional item in the statement of profit and loss.
- During the year ended 31 March 2023, the Company invested in equity shares of INR 10 each and premium of INR 2,90,351 each in Simply Vyapar Apps Private Limited on fully converted and diluted basis and thereby the total stake becomes 27.45% from 27.00%.



8 Financial assets

	As at 31 March 2023	As at 31 March 2022
i) Investments		
Non-current		
a) Investment in subsidiaries at FVTPL	115.50	137.50
b) Investment in other entities at FVTPL	1,661.60	1,631.15
c) Investment in debt instruments of associates at FVTPL	80.00	-
	<u>1,857.10</u>	<u>1,768.65</u>
Current		
Investment in mutual funds and exchange traded funds at FVTPL	10,784.53	15,731.30
Investment in bonds and debentures at FVTPL	10,250.96	6,832.57
Investments in Investment Trust- Quoted (measured at FVTPL)	484.19	327.63
Investments in Alternative investment funds at FVTPL	-	102.61
	<u>21,519.68</u>	<u>22,994.11</u>

Non-current investments

a) Investment in debt instruments of subsidiaries (fully paid-up)

	As at 31 March 2023		As at 31 March 2022	
	No. of shares	Amount	No. of shares	Amount
Unquoted (measured at FVTPL)				
Investment in Tolexo Online Private Limited				
Optionally Convertible Cumulative Redeemable Preference Shares of INR 10 each (Refer note (i) below)	20,989,275		20,989,275	
Opening balance	20.71		13.71	
Investment made during the year	-		52.00	
Fair value loss recognised through profit and loss during the year	<u>(20.71)</u>	-	<u>(45.00)</u>	20.71
Optionally Convertible Cumulative Redeemable Preference Shares of INR 10 each at premium of INR 90 each) (Refer note (i) below)	1,298,050	1.13	1,298,050	1.13
Fair value loss recognised through profit and loss during the year	<u>(1.13)</u>	-	<u>-</u>	1.13
Optionally Convertible Cumulative Redeemable Preference Shares of INR 10 each at premium of INR 40 each) (Refer note (i) below)	189,000	0.16	189,000	0.16
Fair value loss recognised through profit and loss during the year	<u>(0.16)</u>	-	<u>-</u>	0.16
Investment in Tradezeal Online Private Limited				
Optionally Convertible Cumulative Redeemable Preference Shares of INR 10 each (Refer note (i) below)	7,870,000		7,870,000	
Opening balance	60.00		20.00	
Investment made during the year	<u>-</u>	60.00	<u>40.00</u>	60.00
Investment in Pay With Indiamart Private Limited				
Optionally Convertible Cumulative Redeemable Preference Shares of INR 10 each at premium of INR 10 each) (Refer note (i) below)	2,775,000	55.50	2,775,000	55.50
		<u>55.50</u>		<u>55.50</u>
		<u>115.50</u>		<u>137.50</u>
b) Investment in other entities (fully paid up)				
Unquoted (measured at FVTPL)				
Investment in Mobisy Technologies Private Limited				
Compulsory convertible preference shares of INR 1 each (at premium of INR 776 each) (Refer note 7)	-	-	128,593	99.92
Equity shares of INR 1 each (at premium of INR 776 each) (Refer note 7)	-	-	100	0.07
Compulsory convertible preference shares of INR 1 each (at premium of INR 836 each) (Refer note 7)	-	-	119,474	100.00
Equity shares of INR 1 each (at premium of INR 837 each) (Refer note 7)	-	-	17,750	14.86
Fair value gain recognised through profit and loss till date	<u>-</u>	<u>-</u>	<u>-</u>	<u>7.72</u>
				222.57
Investment in Mynd Solutions Private Limited				
Equity shares of INR 10 each (at premium of INR 87.21 each)	3,336,489	324.34	3,336,489	324.34
Compulsory convertible preference shares of INR 10 each INR (at premium of INR 149.32 each) (Refer note (iii) below)	1,510,656	240.68	-	-
Sale of equity shares of Mynd Solutions Private Limited (Refer note (iii) below)	<u>(861,852)</u>	<u>(137.31)</u>	<u>-</u>	<u>-</u>
Fair value gain on measurement and income from sale of Investment till date	<u>-</u>	<u>149.65</u>	<u>-</u>	<u>577.36</u>
				744.72
Investment in Zimyo consulting Private Limited				
Compulsory convertible preference shares of INR 10 each (at premium of INR 86306.32/- each)	1,870	161.41	1,870	161.41
Equity shares of INR 10 each (at premium of INR 86,306.32/- each)	100	8.63	100	8.63
		170.04		170.04
Investment in Flectx Technologies Private Limited				
Compulsory convertible preference shares of INR 10 each (at premium of INR 67,420 - each)	10,323	696.08	10,323	696.08
Equity shares of INR 10 each (at premium of INR 57,315/- each)	3,805	218.12	3,805	218.12
		<u>914.20</u>		<u>914.20</u>
		<u>1,661.60</u>		<u>1,631.15</u>
c) Investment in debt instruments of associates at FVTPL				
Investment in Mobisy Technologies Private Limited				
Investment in Compulsory convertible Debentures of INR 1,000/- each in Mobisy Technologies Private Limited	80,000	80.00	80.00	-
		<u>80.00</u>		<u>-</u>
Total non-current investments (a+b+c)		<u>1,857.10</u>		<u>1,768.65</u>

Notes:

- The Company has invested in optionally convertible cumulative redeemable preference shares ('OCCRPS') of its subsidiaries. Based on the terms of OCCRPS, these have been classified as financial instruments in the nature of financial assets to be measured at fair value. Fair value of these instruments has been determined based on market multiples / replacement cost method - discounted cash flow valuation technique using cash flow projections and discount rate. Gain/loss on subsequent re-measurement is recognised through Statement of Profit and Loss.
- The Company has invested in compulsory convertible preference shares and equity shares of other entities, based on the terms of these instruments they are being measured at fair value through profit and loss.
- During the year ended 31 March 2023, the Company has sold 861,852 equity shares for INR 159,32/- each of Mynd Solutions Private Limited amounting to INR 137.31 and simultaneously purchased 1,510,656 Compulsory convertible preference shares for INR 159.32 - each amounting to INR 240.68. Subsequent to these transactions, the equity ownership on fully converted and diluted basis in Mynd Solutions Private Limited stands at 9.2%.



IndiaMART InterMESH Limited

Notes to Standalone Financial Statements for the year ended 31 March 2023

(Amount in INR million, unless otherwise stated)

	As at 31 March 2023		As at 31 March 2022	
	No. of units	Amount	No. of units	Amount
Current investments				
<i>Investment in mutual funds and exchange traded funds - Quoted (measured at FVTPL) *</i>				
Aditya Birla Sun Life Short Term Fund	-	-	5,765,040	233.71
Aditya Birla Sun Life Corporate Bond Fund - Regular Growth	-	-	6,508,526	587.00
Aditya Birla Sun Life Corporate Bond Fund	11,644,141	1,113.24	10,264,505	936.18
Aditya Birla Sun Life Overnight fund	-	-	369,605	424.93
Aditya Birla Sun Life Liquid Fund	2,500	0.91	-	-
Aditya Birla Sun Life Nifty SDL Apr 2027 Index Fund	39,118,998	409.46	-	-
Axis Corporate Debt Fund	8,777,620	131.42	-	-
Bharat Bond ETF April-2023	400,000	491.63	400,000	467.94
Bharat Bond ETF April-2025	379,992	423.31	379,992	411.48
Bandhan Low Duration Fund	-	-	15,216,251	484.79
Bandhan Bond Fund - Short Term Plan	-	-	7,006,559	343.30
Edelweiss Arbitrage Fund	-	-	43,664,568	719.74
Edelweiss NIFTY PSU Bond Plus SDL Apr 2026 50:50 Index Fund	47,476,047	525.57	47,476,047	509.92
Edelweiss CRISIL IBX 50:50 Gilt Plus SDL Apr 2037 Index Fund	47,754,473	500.05	-	-
HDFC Short Term Debt Fund	-	-	5,205,920	136.49
HDFC Short Term Debt Fund	-	-	693,662	17.82
HDFC Low Duration Fund	15,429,585	810.37	24,968,530	1,243.14
HDFC Money Market Fund	-	-	257,730	1,199.68
HDFC Ultra Short Term Fund	-	-	100,961,709	1,253.22
HDFC Corporate Bond Fund	4,738,647	130.88	-	-
ICICI Prudential Equity Arbitrage Fund	-	-	37,337,769	1,093.64
ICICI Prudential Savings Fund	1,443,254	667.64	3,829,683	1,676.30
ICICI Prudential Short Term Fund	-	-	14,101,249	719.80
ICICI Prudential Short Term Fund	-	-	393,503	18.80
ICICI Prudential Corporate Bond Fund - Growth	20,688,321	538.47	-	-
ICICI Prudential Nifty SDL Dec 2028 Index Fund	48,219,177	502.67	-	-
Kotak Corporate Bond Fund	216,768	710.18	198,665	622.39
Kotak Equity Arbitrage Fund	1,580,642	53.03	42,749,473	1,353.83
Kotak Nifty SDL Apr 2027 Top 12 Equal Weight Index Fund	44,835,182	464.84	-	-
Kotak Nifty SDL Apr 2032 Top 12 Equal Weight Index Fund	94,602,577	990.38	-	-
Nippon India Floating Rate Fund	-	-	26,960,879	1,017.62
Nippon India Dynamic Bond Fund	24,940,628	822.49	-	-
SBI Nifty 50 ETF	1,450,000	260.41	1,450,000	259.58
SBI S&P BSE Sensex ETF	648,000	408.88	-	-
SBI Nifty Index Fund	502,335	78.85	-	-
SBI Magnum Constant Maturity Fund	9,191,798	500.27	-	-
UTI Nifty 50 ETF	135,000	249.57	-	-
Total		10,784.53		15,731.30
<i>Investment in bonds and debentures- Quoted (measured at FVTPL)</i>				
Axis Bank Perpetual Bond	-	-	150	161.08
Bank of Baroda Perpetual Bond	10	102.85	-	-
Bajaj Finance bond	200	197.48	200	201.02
Canara Bank perpetual bond	30	304.85	20	202.46
Export Import bank of India bond	200	196.16	200	200.14
HDFC Bank Perpetual Bond	20	205.59	400	432.94
HDFC Ltd Coupon Bond	800	802.57	650	661.72
India Infradebt Ltd Bond	100	99.02	100	100.72
IRFC Ltd Bond	250	255.18	250	255.97
ICICI Home Finance Company Ltd MLD	150	153.98	-	-
ICICI Bank Infra Bond	100	103.29	-	-
Kotak Mahindra Investment Ltd Zero Coupon Bond	200	184.23	-	-
Tata Cleantech MLD	200	203.95	-	-
LIC Housing Finance Bond	1,000	1,020.54	500	515.77
Mahindra & Mahindra Zero Coupon Bond	200	169.78	-	-
NABARD Bond	1,750	1,732.86	1,150	1,159.17
Piramal Enterprises MLD	180	197.46	180	187.79
Punjab National Bank Perpetual Bond	10	100.83	10	101.85
Power Grid Corporation of India Limited Bond	55	71.84	55	75.14
Power Finance Corporation Ltd - Bond	558	577.90	-	-
REC Bond	998	1,042.77	595	643.83
State Bank of India Perpetual Bond	210	1,141.85	50	515.16
State Bank of India Tier-II Bond	500	490.53	500	508.15
Shriram Transport MLD	100	114.30	100	107.81
SIDBI Bond	650	629.46	650	650.74
Union Bank Perpetual Bond	15	151.69	15	151.11
Total		10,250.96		6,832.57
<i>Investments in Investment Trust- Quoted (measured at FVTPL)</i>				
Powergrid InvIT	3,951,962	484.19	2,446,824	327.63
Total		484.19		327.63
<i>Investments in Alternative investment funds- Quoted (measured at FVTPL)</i>				
ICICI Prudential Long Short Fund - Series I	-	-	999,950	102.61
Total		-		102.61
Aggregate book value of quoted investments		21,519.68		22,994.11
Aggregate market value of quoted investments		21,519.68		22,994.11
Aggregate carrying value of unquoted investments		1,857.10		1,768.65

* Unless otherwise mentioned, all Mutual Fund investments are under Direct Growth



IndiaMART InterMESH Limited
Notes to Standalone Financial Statements for the year ended 31 March 2023
(Amount in INR million, unless otherwise stated)

ii) Loans (measured at amortised cost)	As at 31 March 2023	As at 31 March 2022
Non current		
Considered good- Unsecured Loans to employees**	0.84	0.74
	<u>0.84</u>	<u>0.74</u>
Current		
Considered good- Unsecured Inter-corporate deposits* -LIC Housing Finance Limited Loans to employees**	4.36	417.35
	<u>4.36</u>	<u>30.33</u>
	<u>4.36</u>	<u>447.68</u>

Notes:

*Inter-corporate deposits placed with financial institutions yield fixed interest rate.

**Represent interest free loans to employees, which are recoverable in maximum 24 monthly instalments.

iii) Others (measured at amortised cost)	As at 31 March 2023	As at 31 March 2022
Non-current (unsecured, considered good unless stated otherwise)		
Security deposits	40.67	39.02
	<u>40.67</u>	<u>39.02</u>
Current (unsecured, considered good unless stated otherwise)		
Security deposits	5.51	3.25
Amount recoverable from payment gateway banks	126.03	103.61
Other receivables *	3.15	-
	<u>134.69</u>	<u>106.86</u>

Notes:

Security deposits are non-interest bearing and are generally on term of 3 to 9 years.

* Refer Note 33 for outstanding balances pertaining to related parties.

9 Trade receivables

	As at 31 March 2023	As at 31 March 2022
Unsecured, considered good unless stated otherwise		
Trade receivables	13.82	13.26
Receivables from related parties (Refer note 33)	2.00	-
Total	<u>15.82</u>	<u>13.26</u>

Notes:

a) No trade receivables are due from directors or other officers of the Company either severally or jointly with any other person.

b) For terms and conditions relating to related party receivables, Refer Note 33.

c) Trade receivables are non-interest bearing and are generally on terms of 30 to 180 days.

Outstanding for following periods from date of provision of services	Less than 6 months	6 Months - 1 year	1-2 years	2-3 years	More than 3 years	Total
31 March 2023						
Undisputed, considered good						
Trade receivables	15.39	-	0.35	0.08	-	15.82
31 March 2022						
Undisputed, considered good						
Trade receivables	13.26	-	-	-	-	13.26

10 Cash and bank balances

	As at 31 March 2023	As at 31 March 2022
a) Cash and cash equivalents		
Cheques on hand	237.90	207.87
Balance with bank - On current accounts	263.19	244.91
Total Cash and cash equivalents	<u>501.09</u>	<u>452.78</u>

Note:

Cash and cash equivalents for the purpose of cash flow statement comprise cash and cash equivalents as shown above.

b) Bank balances other than cash and cash equivalents

(i) Deposits with banks

- remaining maturity upto twelve months

-

270.27

(ii) Earmarked balances with banks* 1.66

Amount disclosed under current bank deposits 1.66

272.77

* Earmarked balances include unclaimed/unpaid dividends of INR 0.13 (31 March 2022: INR 0.12), bank balance with Indiamart Employee Benefit Trust of INR 1.53 (31 March 2022: INR 2.38).

11 Other assets

	As at 31 March 2023	As at 31 March 2022
Non-current (unsecured, considered good unless stated otherwise)		
Capital advance	-	23.74
Prepaid expenses	0.54	1.24
Total	<u>0.54</u>	<u>24.98</u>
Current (unsecured, considered good unless stated otherwise)		
Advances recoverable	8.84	13.06
Indirect taxes recoverable	12.37	9.34
Prepaid expenses	26.06	21.09
Others	0.03	0.03
Total	<u>47.30</u>	<u>43.52</u>



12 Share capital

<u>Authorised equity share capital (INR 10 per share)</u>	Number of shares	Amount
As at 1 April 2021	99,442,460	994.42
As at 31 March 2022	99,442,460	994.42
As at 31 March 2023	99,442,460	994.42
<u>Authorised 0.01% cumulative preference share capital (INR 328 per share)</u>	Number of shares	Amount
As at 1 April 2021	3	0.00
As at 31 March 2022	3	0.00
As at 31 March 2023	3	0.00
<u>Issued equity share capital (subscribed and fully paid up) (INR 10 per share)</u>	Number of shares	Amount
As at 1 April 2021	30,316,294	303.16
Equity shares issued on exercise of ESOP during the year	27,846	0.28
Equity shares issued to Indiamart Employee Benefit Trust during the year (refer note (d) below)	173,000	1.73
Equity shares issued during the earlier period to Indiamart Employee Benefit Trust and transferred to employees pursuant to SAR exercised during the year (refer note (d) below)	47,434	0.48
Equity shares issued during the period and held by Indiamart Employee Benefit Trust as at year end	(11,584)	(0.12)
As at 31 March 2022	30,552,990	305.53
Equity shares issued to Indiamart Employee Benefit Trust during the year (refer note (d) below)	210,000	2.10
Equity shares issued during the earlier period to Indiamart Employee Benefit Trust and transferred to employees pursuant to SAR exercised during the year (refer note (d) below)	11,584	0.12
Equity shares issued during the year and held by Indiamart Employee Benefit Trust as at year end (refer note (d) below)	(35,353)	(0.36)
Equity shares extinguished on buy back during the year (refer note 1 below)	(160,000)	(1.60)
As at 31 March 2023	30,579,221	305.79

Notes:


- The Board of Directors at its meeting held on 28 April 2022, approved a proposal to buy-back upto 160,000 equity shares of the Company for an aggregate amount not exceeding INR 1,000, being 0.52% of the total paid up equity share capital at 6,250 per equity share. A Letter of Offer was made to all eligible shareholders. The Company bought back 160,000 equity shares out of the shares that were tendered by eligible shareholders and extinguished the equity shares on 29 June 2022. Capital redemption reserve was created to the extent of share capital extinguished of INR 1.60. The excess cost of buy-back of INR 1,012.78 (including INR 12.78 towards transaction cost of buy-back) over par value of share and corresponding tax on buy-back of INR 232.59 were offset from retained earnings.
- During the year ended 31 March 2021, the Company had raised money by the way of Qualified Institutions Placement ('QIP') and allotted 1,242,212 equity shares of face value INR 10 each to the eligible qualified institutional buyers (QIB) at a price of INR 8.615 per equity share (including a premium of INR 8,605 per equity share) aggregating to INR 10,701.66 on 22 February 2021. The issue was made in accordance SEBI (Issue of Capital and Disclosure Requirements) Regulations, 2018, as amended. Expenses incurred in relation to QIP amounting to INR 189.67 were adjusted from Securities Premium Account which resulted into the QIP's net proceeds of INR 10,511.99. Out of these proceeds, the Company has utilised till 31 March 2023 INR 10,138.42 (31 March 2022 : INR 3,954.17) towards purposes specified in the placement document from the date of QIP. The balance amount of QIP's net proceeds remain invested in liquid instruments.
 - Out of the amount utilised from QIP's net proceeds as mentioned in 2(i) above, INR 985.95 has been utilised through Tradezeal Online Private limited, the wholly owned subsidiary of the Company, details of the same are given below :-

<u>Investment made through Tradezeal Online Private Limited</u>	As at 31 March 2023	As at 31 March 2022
Truckhall Private Limited	185.10	110.10
Shipway Technology Private Limited	182.00	182.00
Legistify Services Private Limited	87.90	87.90
Agillos E-Commerce Private Limited	260.00	260.00
Edgewise Technologies Private Limited	133.45	133.45
Adansa Solutions Private Limited	137.50	-
Total	985.95	773.45

Other than as disclosed above, no funds have been advanced or loaned or invested (either from borrowed funds or share premium or any other sources or kind of funds) by the company to or in any other person(s) or entity(ies), including foreign entities (Intermediaries) with the understanding (whether recorded in writing or otherwise) that the Intermediary shall lend or invest in party identified by or on behalf of the Company (Ultimate Beneficiaries). The company has not received any funds from any party(s) (Funding Party) with the understanding that the company shall whether directly or indirectly lend or invest in other persons or entities identified by or on behalf of the Company (Ultimate Beneficiaries) or provide any guarantee, security or the like on behalf of the ultimate beneficiaries.

a) Terms/ rights attached to equity shares:

- The Company has only one class of equity shares having a par value of INR 10 per share. Each holder of equity is entitled to one vote per share.
- In event of liquidation of the Company, the holders of equity shares would be entitled to receive remaining assets of the Company, after distribution of all preferential amounts. The distribution will be in proportion to the number of equity shares held by the shareholders.



b) Details of shareholders holding more than 5% equity shares in the Company

	As at 31 March 2023		As at 31 March 2022	
	Number	% Holding	Number	% Holding
Equity shares of INR 10 each fully paid				
Dinesh Chandra Agarwal	8,590,559	28.06%	8,630,747	28.24%
Brijesh Kumar Agrawal	5,821,329	19.01%	5,848,544	19.14%
Arisaig Asia Fund Limited	1,536,494	5.02%	1,336,051	4.37%

Details of shareholding of promoters

Promoters	As at 31 March 2023		As at 31 March 2022		
	Number	% Holding	Number	% Holding	% Change during the year
Dinesh Chandra Agarwal	8,590,559	28.06	8,590,559	28.24	(0.18)
Brijesh Kumar Agrawal	5,821,329	19.01	5,821,329	19.14	(0.13)
Promoter Group					
Chetna Agarwal	154,479	0.50	155,200	0.51	(0.01)
Pankaj Agarwal	150,299	0.49	151,000	0.49	-
Anand Kumar Agrawal	70,000	0.23	70,000	0.23	-
Meena Agarwal	69,800	0.23	69,800	0.23	-
Dinesh Chandra Agarwal (HUF)	59,722	0.20	60,000	0.20	-
Naresh Chandra Agrawal	40,200	0.13	40,200	0.13	-
Prakash Chandra Agrawal	40,014	0.13	40,200	0.13	-
Gunjan Agarwal	19,908	0.07	20,000	0.07	-
Keshar Devi Agrawal	19,709	0.06	19,800	0.06	-
Vijay Jalan	10,000	0.03	10,000	0.03	-
Naresh Chandra Agrawal (HUF)	8,959	0.03	9,000	0.03	-
Anand Kumar Agrawal (HUF)	5,973	0.02	6,000	0.02	-
Prakash Chandra Agrawal (HUF)	5,973	0.02	6,000	0.02	-
Hamirwasia Business Trust	200	0.00	200	0.00	-
Hamirwasia Family Trust	200	0.00	200	0.00	-
Nanpara Business Trust	100	0.00	100	0.00	-
Nanpara Family Trust	100	0.00	100	0.00	-
Total	15,067,524	49.21	15,069,688	49.53	

c) Shares reserved for issue under options

Information relating to the Company's share based payment plans, including details of options and SAR units issued, exercised and lapsed during the financial year, options and SAR units outstanding at the end of the reporting period, is set out in note 28.

d) Shares held by Indiamart employee benefit trust against employees share based payment plans (face value: INR 10 each)


	As at 31 March 2023		As at 31 March 2022	
	Number	Amount	Number	Amount
Opening balance	11,584	0.12	47,434	0.48
Purchased during the year	210,000	2.10	173,000	1.73
Transfer to employees pursuant to SAR/ESOP exercised	(186,231)	(1.86)	(208,850)	(2.09)
Closing Balance	35,353	0.36	11,584	0.12

13 Other equity

	As at 31 March 2023	As at 31 March 2022
Securities premium	15,522.50	15,383.23
Capital redemption reserve	1.60	-
General reserve	8.45	8.45
Employee share based payment reserve	256.53	130.15
Retained earnings	4,549.23	3,094.05
Total other equity	20,338.31	18,615.88

Nature and purpose of reserves and surplus:

- Securities premium:** The Securities premium account is used to record the premium on issue of shares and is utilised in accordance with the provisions of the Companies Act, 2013.
- Capital redemption reserve:** The Capital redemption reserve is created when company purchases its own shares out of free reserves or securities premium. A sum equal to the nominal value of the shares so purchased is transferred to capital redemption reserve. The reserve is utilised in accordance with the provisions of section 69 of the Companies Act, 2013.
- General reserve:** The general reserve is used from time to time to transfer profits from retained earnings for appropriation purposes, as the same is created by transfer from one component of equity to another.
- Employee share based payment reserve:** The Employee share based payment reserve is used to recognise the compensation related to share based awards issued to employees under Company's Share based payment scheme.
- Retained earnings:** Retained earnings represent the amount of accumulated earnings of the Company, and re-measurement gains/losses on defined benefit plans.



14 Trade payables

	As at 31 March 2023	As at 31 March 2022
Payable to micro, small and medium enterprises	-	-
Other trade payables	-	-
- Outstanding dues to related parties (if any)	-	-
- Outstanding dues to others	0.15	3.80
Accrued expenses	254.64	179.16
Total	254.79	182.96

Outstanding for following years from due date of payment / transaction	Not Due	Less than 1 year	1-2 years	2-3 years	More than 3 years	Total
31 March 2023						
(i) MSME* - undisputed	-	-	-	-	-	-
(ii) Others - undisputed	-	0.15	-	-	-	0.15
Accrued expenses	254.64	-	-	-	-	254.64
						254.79
31 March 2022						
(i) MSME* - undisputed	-	-	-	-	-	-
(ii) Others - undisputed	-	1.30	1.26	-	1.24	3.80
Accrued expenses	179.16	-	-	-	-	179.16
						182.96

* MSME as per the Micro, Small and Medium Enterprises Development Act, 2006.

15 Lease and other financial liabilities

	As at 31 March 2023	As at 31 March 2022
Lease liabilities (Refer Note 5)		
Current	118.80	100.41
Non current	340.28	462.39
Total	459.08	562.80
Other financial liabilities		
Non-current		
Derivative contract liability*	50.50	-
Total	50.50	-
Current		
Payable to employees	208.69	185.74
Security deposits	0.78	-
Other payable**	8.57	8.55
Total	218.04	194.29

* This pertains to the liability on account of embedded derivative as per the shareholders agreement of Livekeeping Technologies Private Limited.

**Includes unclaimed/unpaid dividend of INR 0.13 (31 March 2022: INR 0.12).

16 Provisions

	As at 31 March 2023	As at 31 March 2022
Non-current		
Provision for employee benefits (Refer Note 27)		
Provision for gratuity	91.64	163.52
Provision for Leave encashment	92.67	62.60
Total	184.31	226.12
Current		
Provision for employee benefits (Refer Note 27)		
Provision for gratuity	30.58	23.04
Provision for leave encashment	20.57	11.05
Provision-others*	15.38	15.38
Total	66.53	49.47

* Contingency provision towards indirect taxes. There is no change in this provision during the year ended 31 March 2023.

17 Contract and other liabilities

	As at 31 March 2023	As at 31 March 2022
Contract liabilities*		
Non-current		
Deferred revenue	4,152.24	3,315.19
	4,152.24	3,315.19
Current		
Deferred revenue	6,558.67	5,107.40
Advances from customers	633.07	643.38
	7,191.74	5,750.78
Total	11,343.98	9,065.97
Other liabilities-Current		
Statutory dues		
Tax deducted at source payable	50.62	32.20
GST payable	287.41	250.20
Others	11.19	7.76
Total	349.22	290.16

* Contract liabilities include consideration received in advance to render web services in future periods. Refer Note 33 for outstanding balances pertaining to related parties.

18 Income tax assets (net)

	As at 31 March 2023	As at 31 March 2022
Income tax assets (net of provisions)		
Non current		
Income tax assets	1,681.21	1,847.63
Less: Provision for income tax	(1,615.72)	(1,615.72)
Total	65.49	231.91



IndiaMART InterMESH Limited**Notes to Standalone Financial Statements for the year ended 31 March 2023**

(Amount in INR million, unless otherwise stated)

19 Revenue from operations

Set out below is the disaggregation of the Company's revenue from contracts with customers:

	For the year ended 31 March 2023	For the year ended 31 March 2022
Sale of services		
Income from web services	9,188.05	7,369.87
Advertisement and marketing services	200.12	137.83
Total	9,388.17	7,507.70

Transaction price allocated to the remaining performance obligations

The performance obligation is satisfied after the services are rendered for which customers has paid.

The transaction price allocated to the remaining performance obligations (unsatisfied or partially unsatisfied) i.e. contract liabilities, as at March 31, are as follows:

	As at 31 March 2023		As at 31 March 2022	
	Less than 12 months	More than 12 months	Less than 12 months	More than 12 months
Web services	7,167.06	4,133.15	5,730.35	3,305.72
Advertisement and marketing services	24.68	19.09	20.43	9.47
	7,191.74	4,152.24	5,750.78	3,315.19

No single customer represents 10% or more of the Company's total revenue during the year ended 31 March 2023 and 31 March 2022.

Changes in the contract liability balances during the year are as follows:


	For the year ended 31 March 2023	For the year ended 31 March 2022
Opening balance at the beginning of the year	9,065.97	7,256.41
Less: Revenue recognised from contract liability balance at the beginning of the year	(5,192.60)	(4,252.06)
Add: Amount received from customers during the year	11,666.17	9,317.26
Less: Revenue recognised from amounts received during the year	(4,195.56)	(3,255.64)
Closing balance at the end of the year	11,343.98	9,065.97



IndiaMART InterMESH Limited**Notes to Standalone Financial Statements for the year ended 31 March 2023**

(Amount in INR million, unless otherwise stated)

	For the year ended 31 March 2023	For the year ended 31 March 2022
20 Other income		
Fair value gain/(loss) on measurement and income from sale of financial assets		
-Fair value gain/(loss) (net) on measurement, interest and income from sale of mutual funds, exchange traded funds, bonds, debentures, units of alternative investment funds and investment trust	865.24	1,029.68
-Fair value loss on Investment in debt instruments of subsidiaries	(22.00)	(45.00)
-Fair value gain on measurement and income from sale of Investment in other entities	239.80	7.72
Interest income from financial assets measured at amortised cost		
- on bank deposits	3.15	15.20
- on corporate deposits and loans	1.73	42.63
- on security deposits	2.96	2.85
Other interest income	5.91	9.92
Dividend Income	10.46	2.59
Gain on sales of investment in Associates	0.28	-
Gain on de-recognition of Right-of-use assets	4.71	1.76
Liabilities and provisions no longer required written back	4.56	7.30
Net gain on disposal of property, plant and equipment	2.38	1.56
Miscellaneous income	9.65	2.39
Total	1,128.83	1,078.60
21 Employee benefits expense		
Salaries, allowance and bonus	3,536.34	2,425.75
Gratuity expense (Refer Note 27)	69.82	61.74
Leave encashment expense (Refer Note 27)	54.12	6.11
Contribution to provident and other funds	47.51	26.96
Employee share based payment expense (Refer Note 28)	262.50	102.73
Staff welfare expenses	21.90	5.18
Total	3,992.19	2,628.47
22 Finance costs		
Interest cost of lease liabilities	46.79	54.02
Total	46.79	54.02
23 Depreciation and amortisation expense		
Depreciation of property, plant and equipment (Refer Note 4)	92.25	11.44
Depreciation of Right-of-use assets (Refer Note 5)	99.77	106.46
Amortisation of intangible assets (Refer Note 6)	0.66	1.11
Total	192.68	119.01



IndiaMART InterMESH Limited
Notes to Standalone Financial Statements for the year ended 31 March 2023
(Amount in INR million, unless otherwise stated)

24 Other expenses	For the year ended 31 March 2023	For the year ended 31 March 2022
Content development expenses	285.32	164.38
Buyer Engagement Expenses	133.80	143.13
Customer Support Expenses	209.73	163.17
Outsourced sales cost	1,304.42	737.75
Internet and other online expenses	458.18	296.73
Rates and taxes	3.56	10.27
Outsourced support cost	17.45	12.53
Advertisement expenses	19.59	8.34
Power and fuel	14.40	7.72
Repair and maintenance:		
- Plant and machinery	6.43	3.26
- Others	39.04	27.27
Travelling and conveyance	28.56	10.43
Recruitment and training expenses	26.35	12.26
Legal and professional fees	73.36	51.63
Directors' sitting fees	4.86	3.55
Auditor's remuneration*	6.41	5.55
Insurance expenses	41.70	30.58
Collection charges	29.56	27.50
Corporate social responsibility activities expenses	51.38	36.37
Rent	20.42	3.51
Miscellaneous expenses	5.24	2.38
Total	2,779.76	1,758.31
	For the year ended 31 March 2023	For the year ended 31 March 2022
Payment to Auditors*		
As auditor:		
- Audit fee	6.00	5.50
- Reimbursement of expenses	0.41	0.05
	6.41	5.55

25 Earnings per share (EPS)

Basic EPS amounts are calculated by dividing the earnings for the period attributable to equity holders of the Company by the weighted average number of equity shares outstanding during the period.

Diluted EPS are calculated by dividing the earnings for the period attributable to the equity holders of the Company by weighted average number of equity shares outstanding during the period plus the weighted average number of equity shares that would be issued on conversion of all the dilutive potential equity shares into equity shares. The following reflects the basic and diluted EPS computations:

	For the year ended 31 March 2023	For the year ended 31 March 2022
Basic		
Net profit as per the statement of profit and loss for computation of EPS (A)	2,721.86	3,098.24
Weighted average number of equity shares used in calculating basic EPS (B)	30,533,250	30,424,200
Basic earnings per equity share (A/B)	89.14	101.83
Diluted		
Weighted average number of equity shares used in calculating basic EPS	30,533,250	30,424,200
Potential equity shares	106,020	309,651
Total no. of shares outstanding (including dilution) (C)	30,639,270	30,733,851
Diluted earnings per equity share (A/C)	88.84	100.81

There are potential equity shares for the year ended 31 March 2023 and 31 March 2022 in the form of share based awards granted to employees which have been considered in the calculation of diluted earning per share.

For the year ended 31 March 2023 : Nil (31 March 2022: 24,722) SAR units of employees share based awards were excluded from the calculation of diluted weighted average number of ordinary shares as their effect would have been anti-dilutive.



26 Income tax

a) Income tax expense/(income) recognised in Statement of profit and loss

Particulars	For the year ended 31 March 2023	For the year ended 31 March 2022
Current tax expense		
Current tax for the year	919.91	980.47
	919.91	980.47
Deferred tax expense/(benefit)		
Relating to origination and reversal of temporary differences	(188.80)	(52.22)
	(188.80)	(52.22)
Total income tax expense	731.11	928.25

b) Income tax recognised in other comprehensive income/(loss) (OCI)

Deferred tax related to items recognised in OCI during the year

Particulars	For the year ended 31 March 2023	For the year ended 31 March 2022
Net gain/(loss) on remeasurements of defined benefit plans	13.38	1.44

c) Reconciliation of tax expense and the accounting profit multiplied by statutory income tax rate

Particulars	For the year ended 31 March 2023	For the year ended 31 March 2022
Profit before tax	3,452.97	4,026.49
Accounting profit before income tax	3,452.97	4,026.49
Tax expense at the statutory income tax rate @25.17%	869.11	1,013.47
Adjustments in respect of differences taxed at lower tax rates	(185.59)	(102.83)
Adjustment in respect of change in carrying amount of investment in subsidiaries	44.84	11.33
Adjustment in respect of buyback expenses	(3.22)	-
Dividend income received	(2.63)	(0.20)
Other non-deductible expenses and non-taxable income	8.60	6.48
Tax expense at the effective income tax rate of 21.17% (31 March 2022: 23.05%)	731.11	928.25

d) Breakup of deferred tax recognised in the Balance sheet

Particulars	As at 31 March 2023	As at 31 March 2022
Deferred tax asset		
Property, plant and equipment and intangible assets	12.90	5.29
Provision for gratuity	30.76	46.95
Provision for compensated absences	28.50	18.54
Provision for diminution of investments in subsidiaries	12.04	-
Investment in subsidiaries measured at fair value	-	39.30
Provision for expenses, allowable in subsequent year	42.33	39.67
Ind AS 116 - Leases impact	20.23	17.30
Total deferred tax assets (A)	146.76	167.05
Deferred tax liabilities		
Investment in mutual funds, exchange traded funds, bonds, debentures, units of alternative investment fund and investment trust measured at fair value	(78.64)	(316.64)
Investment in other entities measured at fair value	(44.39)	(1.77)
Accelerated deduction on lease rent for tax purposes	(1.73)	(1.73)
Others	(3.00)	(3.33)
Total deferred tax liabilities (B)	(127.76)	(323.47)
Net deferred tax liabilities (C) = (A) - (B)	19.00	(156.42)





e) Breakup of deferred tax expense/(income) recognised in Statement of profit and loss and OCI

Particulars	As at 31 March 2023	As at 31 March 2022
Deferred tax expense/(income) relates to the following:		
Property, plant and equipment and intangible assets	(7.61)	2.32
Provision for gratuity	16.19	11.07
Provision for compensated absences	(9.96)	0.28
Provision for diminution of investments in subsidiaries	(12.04)	-
Investment in other entities measured at fair value	42.62	1.77
Investment in debt instrument of subsidiaries measured at fair value	39.30	-
Investment in mutual funds, exchange traded funds, bonds, debentures, units of alternative investment fund and investment trust measured at fair value	(238.00)	(47.87)
Provision for expenses, allowable in subsequent year	(2.66)	(10.82)
Accelerated deduction on lease rent for tax purposes	-	(0.03)
Ind AS 116 - Leases impact	(2.93)	(6.37)
Others	(0.34)	(1.13)
Deferred tax expense/(benefit)	(175.43)	(50.78)

f) Reconciliation of Deferred tax assets/(liabilities) (Net):

Particulars	As at 31 March 2023	As at 31 March 2022
Opening balance as of 1 April	(156.42)	(207.20)
Tax (expense)/ benefit during the year recognised in Statement of profit and loss	188.80	52.22
Tax impact during the year recognised in OCI	(13.38)	(1.44)
Closing balance at the end of the year	19.00	(156.42)

The Company offsets tax assets and liabilities if and only if it has a legally enforceable right to set off current tax assets and current tax liabilities, and deferred tax assets and deferred tax liabilities relate to income taxes levied by the same tax authority.



27 Defined benefit plan and other long-term employee benefit plan

The Company has a defined benefit gratuity plan. Every employee who has completed statutory defined period of service gets a gratuity on departure at 15 days salary (last drawn salary) for each completed year of service. The scheme is funded with insurance company in form of qualifying insurance policy. This defined benefit plan exposes the Company to actuarial risks, such as longevity risk, interest rate risk and salary risk.

The amount included in the balance sheet arising from the Company's obligation in respect of its gratuity plan and leave encashment is as follows:

Gratuity - defined benefit plan

	As at 31 March 2023	As at 31 March 2022
Present value of defined benefit obligation	332.44	332.58
Fair value of plan assets	(210.22)	(146.02)
Net liability arising from defined benefit obligation	122.22	186.56

Leave encashment - other long-term employee benefit plan

	As at 31 March 2023	As at 31 March 2022
Present value of other long-term employee benefit plan	113.24	73.65
	113.24	73.65

a) Reconciliation of the net defined benefit (asset)/liability and other long term employee benefit plan

The following table shows a reconciliation from the opening balances to the closing balances for the net defined benefit (asset)/liability and other long term employee benefit plan and its components.

Reconciliation of present value of defined benefit obligation for Gratuity and Leave encashment

	Gratuity	
	31 March 2023	31 March 2022
Balance at the beginning of the year	332.58	287.84
Benefits paid	(22.63)	(14.57)
Current service cost	57.24	46.88
Interest cost	22.43	18.55
Actuarial (gains)/losses		
- changes in demographic assumptions	(12.90)	-
- changes in financial assumptions	(25.85)	(9.04)
- experience adjustments	(18.43)	2.92
Balance at the end of the year	332.44	332.58

	Leave encashment	
	31 March 2023	31 March 2022
Balance at the beginning of the year	73.65	74.76
Benefits paid	(14.53)	(7.22)
Current service cost	56.04	0.01
Interest cost	4.97	4.82
Past service cost	2.82	-
Actuarial (gains)/losses		
- changes in demographic assumptions	(4.53)	-
- changes in financial assumptions	(8.47)	(0.64)
- experience adjustments	3.29	1.92
Balance at the end of the year	113.24	73.65

Movement in fair value of plan assets

	Gratuity	
	31 March 2023	31 March 2022
Opening fair value of plan assets	146.02	57.30
Interest income	9.85	3.69
Actuarial gains/(losses)	(4.02)	(0.40)
Contributions from the employer	81.00	100.00
Benefits paid	(22.63)	(14.57)
Closing fair value of plan assets	210.22	146.02

Each year the management of the Company reviews the level of funding required as per its risk management strategy. The Company expects to contribute to gratuity INR 57.24 in FY 2023-24 (31 March 2023: INR 52.85).

The major categories of plan assets as a percentage of the fair value of the total plan assets are as follows:

	As at 31 March 2023	As at 31 March 2022
Funds managed by insurer	100%	100%

The overall expected rate of return on assets is determined based on the market prices prevailing on that date, applicable to the period over which the obligation is to be settled.



b) Expense recognised in profit or loss

	Gratuity	
	For the year ended 31 March 2023	For the year ended 31 March 2022
Current service cost	57.24	46.88
Net interest expense	12.58	14.86
Components of defined benefit costs recognised in profit or loss	69.82	61.74
Remeasurement of the net defined benefit liability		
Actuarial (gain)/loss on plan assets	4.02	0.40
Actuarial (gain)/loss on defined benefit obligation	(57.18)	(6.12)
Components of defined benefit costs recognised in other comprehensive loss	(53.16)	(5.72)
	Leave encashment	
	For the year ended 31 March 2023	For the year ended 31 March 2022
Current service cost	56.04	0.01
Past service cost	2.82	-
Net interest expense	4.97	4.82
Actuarial/(gain) loss on other long term employee benefit plan	(9.71)	1.28
Components of other long term employee benefit costs recognised in profit or loss	54.12	6.11

c) Actuarial assumptions

Principal actuarial assumptions as at reporting date (expressed as weighted averages):

	As at 31 March 2023		As at 31 March 2022	
	Discount rate	7.30%		6.75%
Expected rate of return on assets	7.30%		6.75%	
Attrition rate:	As at 31 March 2023		As at 31 March 2022	
	Upto 4 years of service	Above 4 years of service	Upto 4 years of service	Above 4 years of service
Ages				
Upto 30 years	32.00%	32.00%	30.00%	30.00%
Above 30 years	12.00%	12.00%	10.00%	10.00%
Future salary growth				
Year 1	12.25%	12.25%	12.25%	12.25%
Year 2	12.25%	12.25%	12.25%	12.25%
Year 3 and onwards	12.25%	12.25%	12.25%	12.25%
Mortality table	India Assured Life Mortality (2012-14)		India Assured Life Mortality (2012-14)	

The Company regularly assesses these assumptions with the projected long-term plans and prevalent industry standards.

d) Sensitivity analysis

Reasonably possible changes at the reporting date to one of the relevant actuarial assumptions, holding other assumptions constant, would have affected the defined benefit obligation by the amounts shown below:

Gratuity

As at 31 March 2023

Impact of change in discount rate by 0.50%

Impact of change in salary by 0.50%

Increase	Decrease
(18.19)	20.06
7.85	(8.19)

As at 31 March 2022

Impact of change in discount rate by 0.50%

Impact of change in salary by 0.50%

Increase	Decrease
(21.40)	23.81
9.01	(9.56)

Although the analysis does not take account of the full distribution of cash flows expected under the plan, it does provide an approximation of the sensitivity of the assumptions shown.

e) The table below summarises the maturity profile and duration of the gratuity liability:

Particulars	As at	
	31 March 2023	31 March 2022
Within one year	30.59	23.04
Within one - three years	45.19	38.30
Within three - five years	40.88	33.45
Above five years	215.78	237.79
Total	332.44	332.58



28 Share based payment plans

a) Employee Stock Option Plan (ESOP)

The Company has provided various share-based payment schemes to its employees in the preceding financial years. During the year ended 31 March 2023, the following schemes were in operation:

	ESOP 2017	ESOP 2022
Date of grant	June 02, 2017	Jan 10, 2022
Date of Board Approval	May 04, 2017	Jan 08, 2022
Date of Shareholder's approval	September 23, 2015	May 07, 2018
Number of options approved	200,730	45,490
Method of Settlement	Equity	Equity
Vesting period (in months)	0 to 48 Months	0 to 48 Months

The details of activity have been summarized below:

ESOP 2017*

	For the year ended 31 March 2023		For the year ended 31 March 2022	
	Number of options	Weighted Average Exercise Price (INR)	Number of options	Weighted Average Exercise Price (INR)
Outstanding at the beginning of the year	-	-	13,923	200
Granted during the year	-	-	Nil	-
Forfeited/ expired during the year	-	-	-	-
Exercised during the year	-	-	13,923	200
Outstanding at the end of the year	-	-	-	-
Exercisable at the end of the year	-	-	Nil	-

* 27,846 shares have been issued against the ESOP exercised under this scheme during the previous year.

ESOP 2022


	For the year ended 31 March 2023		For the year ended 31 March 2022	
	Number of options	Weighted Average Exercise Price (INR)	Number of options	Weighted Average Exercise Price (INR)
Outstanding at the beginning of the year	45,050	10	-	-
Granted during the year	-	-	45,490	10
Forfeited/ expired during the year	5,061	10	440	10
Exercised during the year	4,205	10	-	-
Outstanding at the end of the year	35,784	10	45,050	10
Exercisable at the end of the year	Nil	-	Nil	-

Figures for the year ended 31 March 2023 and previous year are as follows:

	ESOP 2022	ESOP 2017
Range of exercise prices	10	-
Number of options outstanding	35,784	-
Weighted average remaining contractual life of options (in years)	3	-
Weighted average exercise price	10	-
Weighted average share price for the options exercised during the year	10	-

Figures for the year ended 31 March 2022 are as follows:

	ESOP 2022	ESOP 2017
Range of exercise prices	10	200
Number of options outstanding	45,050	-
Weighted average remaining contractual life of options (in years)	3.83	-
Weighted average exercise price	10	200
Weighted average share price for the options exercised during the year	-	300



Stock Options granted

The key inputs used in the measurement of the grant date fair valuation of equity settled plans are given in the table below:

Figures for the year ended 31 March 2023 are as follows:

	ESOP 2022	ESOP 2017
Weighted average share price	6,662	280.5
Exercise price	10	0
Expected volatility	NA	0.00%
Historical volatility	NA	0.10%
Life of the options granted (Vesting and exercise period) in years	4	0.00
Expected dividends	NA	Nil
Average risk-free interest rate	NA	7.20%
Value of options method		Black-Scholes valuation model
	Market price of stock*	

* Fair value has been considered as stock price of the day prior to the grant date.

Figures for the year ended 31 March 2022 are as follows:

	ESOP 2022	ESOP 2017
Weighted average share price	6662	280.5
Exercise price	10	200
Expected volatility	NA	0.00%
Historical volatility	NA	0.10%
Life of the options granted (Vesting and exercise period) in years	4	7.70
Expected dividends	NA	Nil
Average risk-free interest rate	NA	7.20%
Value of options method		Black-Scholes valuation model
	Market price of stock*	

* Fair value has been considered as stock price of the day prior to the grant date.

b) Stock appreciation rights (SAR)

The Company has granted stock appreciation rights to its employees. Details are as follows

	SAR 2018	SAR 2021	SAR 2022
Date of grant	October 01, 2018	August 01, 2021	January 10, 2022
Date of Board Approval	September 22,	July 19, 2021	January 08, 2022
Date Of Shareholder's approval	May 07, 2018	May 07, 2018	May 07, 2018
Number of units approved	800,740	8,600	68,770
Method of Settlement	Equity	Equity	Equity
Vesting year (in months)	0 to 48 Months	0 to 48 Months	0 to 48 Months

The details of activity have been summarized below:

SAR 2018*	For the year ended 31 March 2023		For the year ended 31 March 2022	
	Number of SAR units	Weighted Average Exercise Price (INR)	Number of SAR units	Weighted Average Exercise Price (INR)
Outstanding at the beginning of the year	203,658	500	427,788	500
Granted during the year	-	-	-	-
Lapsed during the year	2,028	500	11,280	500
Exercised during the year	201,630	500	212,850	500
Expired during the year	-	-	-	-
Outstanding at the end of the year	-	-	203,658	500
Exercisable at the end of the year	Nil	Nil	Nil	Nil

* 31 March 2023 : 175,893 (31 March 2022 : 208,850) shares have been issued against the SAR exercised under this scheme during the year.



IndiaMART InterMESH Limited
Notes to Standalone Financial Statements for the year ended 31 March 2023
(Amount in INR million, unless otherwise stated)

SAR 2021*	For the year ended 31 March 2023		For the year ended 31 March 2022	
	Number of SAR units	Weighted Average Exercise Price (INR)	Number of SAR units	Weighted Average Exercise Price (INR)
Outstanding at the beginning of the year	7,250	10	-	-
Granted during the year	-	-	8,600	10
Lapsed during the year	-	-	1,350	10
Exercised during the year	725	10	-	-
Expired during the year	-	-	-	-
Outstanding at the end of the year	6,525	10	7,250	10
Exercisable at the end of the year	-	-	-	-

* 31 March 2023 : 716 (31 March 2022 : Nil) shares have been issued against the SAR exercised under this scheme during the year.

SAR 2022*	For the year ended 31 March 2023		For the year ended 31 March 2022	
	Number of SAR units	Weighted Average Exercise Price (INR)	Number of SAR units	Weighted Average Exercise Price (INR)
Outstanding at the beginning of the year	66,350	10	-	-
Granted during the year	-	-	68,770	10
Lapsed during the year	6,813	10	2,420	10
Exercised during the year	5,996	10	-	-
Expired during the year	-	-	-	-
Outstanding at the end of the year	53,541	10	66,350	10
Exercisable at the end of the year	-	-	-	-

* 31 March 2023 : 5,447 (31 March 2022 : Nil) shares have been issued against the SAR exercised under this scheme during the year.

For the year ended 31 March 2023

	SAR 2018	SAR 2021	SAR 2022
Range of exercise prices	500	10	10
Number of units outstanding	-	6,525	53,541
Weighted average remaining contractual life of units (in years)	-	2.33	2.83
Weighted average exercise price	500	10	10

For the year ended 31 March 2022

	SAR 2018	SAR 2021	SAR 2022
Range of exercise prices	500	10	10
Number of units outstanding	203,658	7,250	66,350
Weighted average remaining contractual life of units (in years)	0.50	3.33	3.83
Weighted average exercise price	500	10	10



IndiaMART InterMESH Limited
Notes to Standalone Financial Statements for the year ended 31 March 2023
(Amount in INR million, unless otherwise stated)

SAR units granted

The key inputs used in the measurement of the grant date fair valuation of equity settled plans are given in the table below:

For the year ended 31 March 2023

	SAR 2018	SAR 2021*	SAR 2022*
Weighted average share price	597	7135	6662
Exercise Price	500	10	10
Expected Volatility	41%	NA	NA
Historical Volatility	41%	NA	NA
Life of the units granted (Vesting and exercise year) in years	4	4	4
Expected dividends	Nil	NA	NA
Average risk-free interest rate	7.80%	NA	NA
Value of options method	Black-Scholes	Market price of stock*	Market price of stock*

* Fair value has been considered as stock price of the day prior to the grant date.

For the year ended 31 March 2022

	SAR 2018	SAR 2021*	SAR 2022*
Weighted average share price	597	7135	6662
Exercise Price	500	10	10
Expected Volatility	41%	NA	NA
Historical Volatility	41%	NA	NA
Life of the units granted (Vesting and exercise year) in years	4.00	4	4
Expected dividends	Nil	NA	NA
Average risk-free interest rate	7.80%	NA	NA
Value of options method	Black-Scholes	Market price of stock*	Market price of stock*

* Fair value has been considered as stock price of the day prior to the grant date.

Effect of the employee share-based payment plans on the profit and loss:

	For the year ended 31 March 2023	For the year ended 31 March 2022
Total Employee Compensation Cost pertaining to share-based payment plans	262.50	102.73
Compensation Cost pertaining to equity-settled employee share-based payment plan included above	262.50	102.73

Effect of the employee share-based payment plans on its financial position:

	As at 31 March 2023	As at 31 March 2022
Total reserve for employee share based payments outstanding as at year end	256.53	130.15



29 Fair value measurements

a) Category wise details as to carrying value, fair value and the level of fair value measurement hierarchy of the Company's financial instruments are as follows:

	Level	As at 31 March 2023	As at 31 March 2022
Financial assets			
a) Measured at fair value through profit or loss (FVTPL)			
- Investment in mutual funds and exchange traded funds(Refer Note b(iii) below)	Level 1	10,784.53	15,731.30
-Investments in Investment Trust (Refer Note b(iii) below)	Level 1	484.19	327.63
- Investments in Alternative investment funds (Refer Note b(iii) below)	Level 1	-	102.61
- Investment in bonds & debentures (Refer Note b(v) below)	Level 2	10,250.96	6,832.57
- Investment in debt instruments of subsidiaries and equity/preference instruments of other entities (Refer Note b(iv) below)	Level 3	1,777.10	1,768.65
- Investment in debt instruments of associates at FVTPL (Refer Note b(vi) below)	Level 3	80.00	-
		<u>23,376.78</u>	<u>24,762.76</u>
b) Measured at amortised cost (Refer Note b(i) and (ii) below)			
- Trade receivables		15.82	13.26
- Cash and cash equivalents		501.09	452.78
- Loans to employees		5.21	31.07
- Inter-corporate deposits		-	417.35
- Security deposits		46.18	42.27
- Deposits with Banks		1.66	272.77
- Other financial assets		129.18	103.61
		<u>699.14</u>	<u>1,333.11</u>
Total (a+b)		<u>24,075.92</u>	<u>26,095.87</u>
Financial liabilities			
a) Measured at fair value through profit or loss (FVTPL)			
- Other financial liabilities (Refer Note b(vi) below)	Level 3	50.50	-
		<u>50.50</u>	<u>-</u>
b) Measured at amortised cost (Refer Note b(i) and (ii) below)			
- Trade payables		254.79	182.96
- Security deposits		0.78	-
- Other financial liabilities		217.26	194.29
- Lease liabilities		459.08	562.80
		<u>931.91</u>	<u>940.05</u>
Total		<u>982.41</u>	<u>940.05</u>

b) The following methods / assumptions were used to estimate the fair values:

- The carrying value of Deposits with Banks, Inter-corporate deposits with Financial institutions, trade receivables, cash and cash equivalents, loans to employees, trade payables, security deposits, lease liabilities and other financial assets and other financial liabilities measured at amortised cost approximate their fair value due to the short-term maturities of these instruments. These have been assessed basis counterparty credit risk.
- The fair value of non-current financial assets and financial liabilities are determined by discounting future cash flows using current rates of instruments with similar terms and credit risk. The current rates used do not reflect significant changes from the discount rates used initially. Therefore, the carrying value of these instruments measured at amortised cost approximate their fair value.
- Fair value of quoted mutual funds, exchange traded fund, alternative investment funds and investment trust is based on quoted market prices at the reporting date. We do not expect material volatility in these financial assets.
- Fair value of debt instruments of subsidiaries, equity/preference instruments of other entities is estimated based on replacement cost method / discounted cash flows / market multiple valuation technique using cash flow projections, discount rate and credit risk and are classified as Level 3.
- Fair value of the quoted bonds and debentures is determined using observable market's inputs and is classified as Level 2.
- Fair value of derivative contract liability is determined using Monte Carlo Simulation method and is classified as Level 3.
- Fair value of debt instruments of associates is estimated based on replacement cost method / discounted cash flows / market multiple valuation technique using cash flow projections, discount rate and credit risk and are classified as Level 3.

c) Following table describes the valuation techniques used and key inputs thereto for the level 3 financial assets as of 31 March 2023 :

Financial assets	Valuation technique(s)	Significant Unobservable input	Significant Unobservable input range	Inter-relationship between significant unobservable input and fair value measurement
Investment in debt instruments of subsidiaries and equity/preference instruments of other entities				
Pay With Indiamart Private Limited and Tradezaal Online Private Limited	Market multiple approach	Market multiples (Comparable Companies)	1.7x	The estimated fair value of investment in subsidiaries and other entities will Increase/ (decrease) if the Market multiple is higher (lower)
Zimyo Consulting Private Limited, Fleets Technologies Private Limited and Mynid Solutions Private Limited	Market multiple approach and discounted cash flow approach	i) Discount rate ii) Revenue growth rate iii) Market multiples (Comparable Companies)	i) 25.80%-28.50% ii) 10%-204.7% iii) 2.1x-7.2x	The estimated fair value of investment in other entities will Increase/ (decrease) if the revenue growth rate and Market multiple is higher/ (lower). The estimated fair value of investment in other entities will Increase/ (decrease) if the Discount Rate is (lower) higher.
Tolexo Online Private Limited	Replacement cost method	Replacement cost	NA	NA
Financial Liability				
Derivative contractual Liability	Monte Carlo Simulation method	Significant Unobservable input	i) 25% ii) 29.60%-571.60% iii) 2.2x	The estimated fair value of derivative contract liability will Increase/ (decrease) if the Discount Rate, revenue growth rate and Market multiple is higher (lower). The estimated fair value of derivative contract liability will Increase/ (decrease) if the Discount Rate is (lower)/higher.

Sensitivity

For the fair value of investment in subsidiaries and other entities, reasonably possible changes in significant unobservable inputs at the reporting date would have the following effect:

	For the year ended 31 March 2023
(a) Discount Rate:	
+1% change	(9.97)
-1% change	9.62
(b) Revenue Growth Rate:	
+1% change	15.86
-1% change	(16.32)
(c) Market Multiple:	
+2.5% change	15.13
-2.5% change	(15.13)



c) Following table describes the valuation techniques used and key inputs thereto for the level 3 financial assets as of 31 March 2022 :

Financial assets	Valuation technique(s)	Significant Unobservable input range	Inter-relationship between significant unobservable input and fair value measurement
Investment in debt instruments of subsidiaries and equity/preference instruments of other entities			
-Pay With Indiamart Private Limited, Tradezeal Online Private Limited, Mobisy Technologies Private Limited, Mynd Solutions Private Limited, Zimyo Consulting Private Limited and Fleets Technologies Private Limited	Market multiple approach	0.7x-8.3x	The estimated fair value of investment in subsidiaries and other entities will increase/ (decrease) if the Market multiple is higher (lower)
-Tolexo Online Private Limited	Replacement cost method	Replacement cost	N/A

Sensitivity

For the fair value of investment in subsidiaries and other entities, reasonably possible changes in Market Multiple by 250 basis points at the reporting date being a significant unobservable inputs, would have the following effect*

	For the year ended 31 March 2022
-2.5% change in Market Multiple	32.73
-2.5% change in Market Multiple	(21.09)


d) Reconciliation of level 3 fair value measurements

	Investment in Optionally Convertible Cumulative Redeemable Preference Instruments of subsidiaries	
	For the year ended 31 March 2023	For the year ended 31 March 2022
Opening balance	137.50	90.50
Gain (loss) recognised in profit or loss	(22.00)	(45.00)
Additions	-	92.00
Closing balance	115.50	137.50

	Investment in equity/preference instruments of other entities/investment in debt instruments of associates	
	For the year ended 31 March 2023	For the Year ended 31 March 2022
Opening balance	1,631.15	99.99
Gain recognised in profit or loss	239.80	7.72
Additions	320.68	1,523.44
Disposals/Extinguishment	(137.31)	-
Change in status of investment to Associate	(312.72)	-
Closing balance	1,741.60	1,631.15

	Derivative contract Liability	
	For the year ended 31 March 2023	For the Year ended 31 March 2022
Opening balance	-	-
Additions	50.50	-
Closing balance	50.50	-

e) During the year ended 31 March 2023 and 31 March 2022, there were no transfers due to re-classification into and out of Level 3 fair value measurements.



30 Capital management

The Company manages its capital to ensure that the Company will be able to continue as a going concern while maximising the returns to stakeholders through the optimisation of the borrowings and equity balance.

The capital structure of the Company consists of no borrowings and only equity of the Company.

The Company is not subject to any externally imposed capital requirements.

The Company reviews the capital structure on a regular basis. As part of this review, the Company considers the cost of capital, risks associated with each class of capital requirements and maintenance of adequate liquidity.

31 Financial risk management objectives and policies

The Company is exposed to market risk, credit risk and liquidity risk. The Company's board of directors has overall responsibility for the establishment and oversight of the Company's risk management framework. The Company's risk management policies are established to identify and analyse the risks faced by the Company, to set appropriate risk limits and controls and to monitor risks and adherence to limits. Risk management policies and systems are reviewed regularly to reflect changes in market conditions and the Company's activities.

The Company's Board oversees how management monitors compliance with the Company's risk management policies and procedures, and reviews the adequacy of the risk management framework in relation to the risks faced by the Company. The Board is assisted in its oversight role by internal audit. Internal audit undertakes regular reviews of risk management controls and procedures, the results of which are reported to the audit committee.

i) Credit risk management

Credit risk is the risk of financial loss to the Company if a customer or counterparty to a financial instrument fails to meet its contractual obligations, and arises principally from the Company's Cash and cash equivalents, bank deposits and investments in mutual funds, bonds, exchange traded funds, debentures, units of alternative investment funds and units of investment trust.

The carrying amounts of financial assets represent the maximum credit risk exposure.

Credit risk management considers available reasonable and supportive forward-looking information including indicators like external credit rating (as far as available), macro-economic information (such as regulatory changes, government directives, market interest rate).

Trade receivables

The Company primarily collects consideration in advance for the services to be provided to the customer. As a result, the Company is not exposed to significant credit risk on trade receivables.

Cash and cash equivalents, bank deposits and investments in mutual funds, bonds, exchange traded funds, debentures, units of alternative investment funds and units of investment trust.

The company maintains its cash and cash equivalents, bank deposits, inter-corporate deposits and investment in mutual funds, exchange traded funds, bonds, debentures, units of alternative investment funds and units of investment trust with reputed banks and financial institutions. The credit risk on these instruments is limited because the counterparties are banks with high credit ratings assigned by international credit rating agencies.


Security deposits and Loans

The Company monitors the credit rating of the counterparties on regular basis. These instruments carry very minimal credit risk based on the financial position of parties and Company's historical experience of dealing with the parties.

ii) Liquidity risk management

Liquidity risk is the risk that the Company will encounter difficulty in meeting the obligations associated with its financial liabilities that are settled by delivering cash or another financial asset. The Company's approach to managing liquidity is to ensure, as far as possible, that it will have sufficient liquidity to meet its liabilities when they are due, under both normal and stressed conditions, without incurring unacceptable losses or risking damage to the Company's reputation.

Ultimate responsibility for liquidity risk management rests with the board of directors, who has established an appropriate liquidity risk management framework for the management of the Company's short-term, medium-term and long-term funding and liquidity management requirements. The Company manages liquidity risk by maintaining adequate reserves, banking facilities and by continuously monitoring forecast and actual cash flows, and by matching the maturity profiles of financial assets and liabilities.



31 Financial risk management objectives and policies (Cont'd)

Maturities of financial liabilities

The table below summarises the maturity profile of the Company's undiscounted financial liabilities based on contractual payments:

Contractual maturities of financial liabilities

31 March 2023	Within 1 year	Between 1 and 5 years and thereafter	Total
Trade payables	254.79	-	254.79
Lease liabilities	118.80	455.49	574.29
Other financial liabilities	218.04	57.49	275.53
	591.63	512.98	1,104.61

31 March 2022	Within 1 year	Between 1 and 5 years and thereafter	Total
Trade payables	182.96	-	182.96
Lease liabilities	100.41	634.41	734.82
Other financial liabilities	194.29	-	194.29
	477.66	634.41	1,112.07

iii) **Market risk**

Market risk is the risk that the fair value of future cash flows of a financial instrument will fluctuate because of changes in market prices. Market risk comprises three types of risk: interest rate risk, currency risk and other price risk, such as equity price risk and commodity risk. Financial instruments affected by market risk include foreign currency receivables, deposits, investments in mutual funds, exchange traded funds, bonds, debentures, units of alternative investment funds, units of investment trust and investment in other entities.

a) **Foreign currency risk**


Foreign currency risk is the risk that the fair value or future cash flows of an exposure will fluctuate because of changes in foreign exchange rates. The company's exposure to the risk of changes in foreign exchange rates relates primarily to the company's operating activities (when revenue or expense is denominated in a foreign currency). The company's exposure to unhedged foreign currency risk as at 31 March 2023 and 31 March 2022 is not material. Currency risks related to the principal amounts of the company's US dollar trade receivables.

b) **Interest rate risk**

Investment of short-term surplus funds of the Company in liquid schemes of mutual funds, bonds, debentures, units of alternative investment fund and investment trust provides high level of liquidity from a portfolio of money market securities and high quality debt and categorized as 'low risk' product from liquidity and interest rate risk perspectives.

Sensitivity

	Impact on profit before tax	
	For the year ended 31 March 2023	For the year ended 31 March 2022
+ 5% change in NAV of mutual funds, exchange traded funds, bonds, debentures, units of alternative investment funds and investment trust.	1,075.98	1,149.71
- 5% change in NAV of mutual funds, exchange traded funds, bonds, debentures, units of alternative investment funds and investment trust.	(1,075.98)	(1,149.71)



32 Segment information

As per Ind AS 108 "Operating Segments", the Company has disclosed the segment information only as part of consolidated financial statements.

33 Related party transactions

i) Names of related parties and related party relationship:

a) Entity's subsidiaries & associates	Subsidiaries	Hello Trade Online Private Limited Tradezcal Online Private Limited Tolexo Online Private Limited Pay With Indiamart Private Limited Busy Infotech Private Limited (with effect from 06 April 2022) Livekeeping Technologies Private Limited (Formerly known as Finlite Technologies Private Limited) (with effect from 23 May 2022) Livekeeping Private Limited (Subsidiary of Livekeeping Technologies Private Limited, with effect from 23 May 2022)
	Associates	Simply Vyapar Apps Private Limited Ten Times Online Private Limited (ceased to be an associate with effect from 16 March 2023) IB Monotaro Private Limited Mobisy Technologies Private Limited (with effect from 03 November 2022)

b) Individuals owning directly or indirectly, an interest in the voting power of the Company that gives them Significant Influence over the Company and Key Management Personnel (KMP)

Name	Designation
Dinesh Chandra Agarwal	Managing Director & CEO
Brijesh Kumar Agrawal	Whole time director
Prateek Chandra	Chief financial officer
Manoj Bhargava	Company Secretary
Dhruv Prakash	Non-executive director
Rajesh Sawhney	Independent director
Elizabeth Lucy Chapman	Independent director (Resigned with effect from 07 October 2022)
Vivek Narayan Gour	Independent director
Pallavi Dinodia Gupta	Independent director (Appointed with effect from 20 October 2022)

c) Entities where Individuals and Key Management Personnel (KMP) as defined above exercise significant influence


Mansa Enterprises Private Limited
Mynd Solutions Private Limited

d) Other related parties

Indiamart Employee Benefit Trust (administered Trust to manage employees share based payment plans of the Company)
Indiamart InterMesh Employees Group Gratuity Assurance Scheme (administered Trust to manage post employment defined benefits of employees of the Company)

ii) Key management personnel compensation

	For the year ended 31 March 2023	For the year ended 31 March 2022
Short-term employee benefits	154.26	137.24
Post-employment benefits	0.04	0.25
Other long-term employee benefits	1.79	0.36
Employee share based payment	13.76	5.46
	<u>169.85</u>	<u>143.31</u>



33 Related party transactions (Cont'd)

The following table provides the total amount of transactions that have been entered into with the related parties for the relevant financial year:

Particulars	For the year ended 31 March 2023	For the year ended 31 March 2022
Entities where KMP and Individuals exercise Significant influence		
<u>Expenses for rent</u>		
Mansa Enterprises Private Limited	2.64	1.73
<u>Purchase of Investment</u>		
Mynd Solutions Private Limited	240.68	-
<u>Sale of Investment</u>		
Mynd Solutions Private Limited	137.31	-
Key management personnel (KMP)		
<u>Recruitment and training expenses</u>		
Dhruv Prakash	2.25	-
<u>Loans</u>		
Manoj Bhargava		1.50
Director's sitting fees	4.86	3.55
<u>Dividend paid</u>		
Dinesh Chandra Agarwal	17.18	129.46
Brijesh Kumar Agrawal	11.64	87.73
Prateek Chandra	0.23	1.46
Manoj Bhargava	0.01	0.01
Rajesh Sawhney	0.01	0.08
Dhruv Prakash	0.03	0.38
Vivek Narayan Gour	0.01	0.15
Subsidiaries and Associates		
<u>Investment in subsidiaries</u>		
Tolexo Online Private Limited	-	52.00
Tradezeal Online Private Limited	212.50	760.00
Hello Trade Online Private Limited	0.30	-
Busy Infotech Private Limited	5,000.00	-
Livekeeping Technologies Private Limited*	459.82	-
<u>Investment in associates</u>		
Simply Vyapar Apps Private Limited	39.78	615.51
Mobisy Technologies Private Limited	231.18	-
IB Monotaro Private Limited	-	1,041.77
<u>Sale of Investment in associates</u>		
Ten Times Online Pvt. Ltd	1.21	-
<u>Loans to subsidiaries</u>		
Tradezeal Online Private Limited	-	286.50
<u>Repayment of loans to subsidiaries</u>		
Tradezeal Online Private Limited	-	286.50
<u>Web & Advertisement services provided to</u>		
Pay With Indiamart Private Limited	4.49	4.25
Simply Vyapar Apps Private Limited	16.47	8.43
IB Monotaro Private Limited	0.32	-
Livekeeping Technologies Private Limited	0.12	-
Busy Infotech Private Limited	0.14	-
<u>Indemnification payments</u>		
Pay With Indiamart Private Limited	0.61	0.99
<u>Customer support services availed from</u>		
Pay With Indiamart Private Limited	1.85	2.49
<u>Miscellaneous services provided to</u>		
Simply Vyapar Apps Private Limited	0.43	2.38
Livekeeping Technologies Private Limited	1.24	-
Pay With Indiamart Private Limited	0.76	-
<u>Internet and online services availed from</u>		
Ten Times Online Pvt. Ltd	0.05	0.17
<u>Interest received on loans given</u>		
Tradezeal Online Private Limited	-	2.77
<u>Share Based payment pursuant to subsidiary</u>		
Busy Infotech Private Limited	3.15	-
<u>Indiamart Employee Benefit Trust</u>		
Repayment of loan given	-	2.00
Share capital issued	2.10	1.73
Interest free loan given	-	0.50
Dividend paid	0.15	3.31

Terms and conditions of transactions with related parties

The transactions with related parties are entered on terms equivalent to those that prevail in arm's length transactions. Outstanding balances at the year end are unsecured and interest free and settlement occurs in cash. There have been no guarantees provided or received for any related party receivables or payables. This assessment is undertaken each financial period through examining the financial position of the related party and the market in which the related party operates.



33 Related party transactions (Cont'd)

The following table discloses the balances with related parties at the relevant period end:

Balance Outstanding at the period end	As at 31 March 2023	As at 31 March 2022
Subsidiary companies		
<u>Investment in debt instruments of subsidiaries</u> (Measured at FVTPL)		
Tolexo Online Private Limited	-	22.00
Tradezeal Online Private Limited	60.00	60.00
Pay With Indiamart Private Limited	55.50	55.50
<u>Investment in equity instruments and debentures of subsidiaries (At cost)*</u>		
Tolexo Online Private Limited	70.02	70.02
Tradezeal Online Private Limited	933.60	721.10
Hello Trade Online Private Limited	0.60	0.30
Pay With Indiamart Private Limited	1.00	1.00
Busy Infotech Private Limited	5,000.00	-
Livekeeping Technologies Private Limited*	459.82	-
Key management personnel (KMP)		
<u>Loans</u>		
Manoj Bhargava	-	1.50
Associates		
<u>Investment in equity instruments in associates (at cost)</u>		
Simply Vyapar Apps Private Limited	967.30	927.52
Ten Times Online Private Limited	-	0.93
IB Monotaro Private Limited	1,041.77	1,041.77
Mobisy Technologies Private Limited	463.90	-
<u>Investment in debt instruments in associates (at FVTPL)</u>		
Mobisy Technologies Private Limited	80.00	-
<u>Trade receivables</u>		
Simply Vyapar Apps Private Limited	2.00	-
<u>Other Recoverables</u>		
Busy Infotech Private Limited	3.15	-
<u>Deferred Revenue</u>		
Simply Vyapar Apps Private Limited	2.53	1.01
Livekeeping Technologies Private Limited	0.12	-
Busy Infotech Private Limited	0.30	-
IB Monotaro Private Limited	1.10	-
<u>Investment in Entities where KMP and Individuals exercise Significant influence</u>		
Mynd Solutions Private Limited	577.36	-

* Does not include Contractual investment rights of INR 50.50 in Livekeeping technologies private limited



34 The Company has provided following function wise results of operations on a voluntary basis

The management has presented the below function wise results because it also monitors its performance in the manner explained below and it believes that this information is relevant to understanding the Company's financial performance. The basis of calculation is also mentioned for reference.

	For the year ended 31 March 2023	For the year ended 31 March 2022
A Revenue from operations	9,388.17	7,507.70
B Customer service cost	(2,371.39)	(1,596.08)
C Surplus over customer service cost (A-B)	7,016.78	5,911.62
Selling & Distribution Expenses	1,845.68	1,097.47
Technology & Content Expenses	1,746.75	1,105.36
Marketing Expenses	47.50	26.45
Depreciation and amortisation	192.68	119.01
Other Operating Expenses	760.63	561.42
D Total	4,593.24	2,909.71
E Operating profit (C-D)	2,423.54	3,001.91
Finance costs	(46.79)	(54.02)
Other income	1,128.83	1,078.60
F Total	1,082.04	1,024.58
Profit before exceptional items and tax	3,505.58	4,026.49
Exceptional item	52.61	-
G Profit before tax	3,452.97	4,026.49
Tax expense	731.11	928.25
Profit for the period	2,721.86	3,098.24

Below is the basis of classification of various function wise expenses mentioned above:

Customer service cost

Customer service cost primarily consists of employee benefits expense (included on "Employee benefit expense" in Note 21) for employees involved in servicing of our clients; website content charges (included in "Content development expenses" in Note 24); PNS charges i.e. rental for premium number service provided to our paying suppliers (included in "Buyer Engagement Expenses" in Note 24); SMS & Email charges i.e. cost of notifications sent to paying suppliers through SMS or email (included in "Buyer Engagement Expenses" in Note 24); Buy Lead Verification & Enrichment i.e. costs incurred in connection with the verification of RFQs posted by registered buyers on Indiamart and provided to our paying suppliers as a part of our subscription packages (included in "Customer Support Expenses" in Note 24); other expenses such as rent, power and fuel, repair & maintenance, travelling & conveyance allocated based on employee count; collection charges; domain registration & renewal charges (included in "Internet and other online expenses" in Note 24) for serving our clients.

Selling & Distribution Expenses

Selling & Distribution Expenses primarily consists of employee benefits expense for employees involved in acquisition of new paying suppliers; Outsourced sales cost i.e. costs incurred in connection with our outsourced telephone sales team and field sales team, other expenses such as rent, power and fuel, repair & maintenance, travelling & conveyance allocated based on employee count.

Technology & Content Expenses

Technology and content expenses include employee benefits expense for employees involved in the research and development of new and existing products and services, development, design, and maintenance of our website and mobile application, curation and display of products and services made available on our websites, and digital infrastructure costs; Data Verification & Enrichment i.e. amount paid to third parties to maintain and enhance our database (included in "Content development expenses" in Note 24); PNS charges i.e. rental for premium number service provided to our free suppliers (included in "Buyer Engagement Expenses" in Note 24); SMS & Email charges i.e. cost of notifications sent to buyers and free suppliers through SMS or email (included in "Buyer Engagement Expenses" in Note 24); Buy Lead Verification & Enrichment i.e. costs incurred in connection with the verification of RFQs posted by registered buyers on Indiamart and provided to our free suppliers (included in "Customer Support Expenses" in Note 24); other expenses such as rent, power and fuel, repair & maintenance, travelling & conveyance allocated based on employee count; Complaint Handling (1-800) Exp. (included in "Customer Support Expenses" in Note 24); Server Exp. (Web Space for Hosting), Software Expenses, Server Exp. (Google Emails-Employees) & Website Support & Maintenance (included in "Internet and other online expenses" in Note 24).

Marketing Expenses

While most of our branding and marketing is done by our field sales representatives through face to face meetings with potential customers (included in Selling & Distribution Expenses), our branding is aided by our spending on marketing, such as targeted digital marketing, search engine advertisements and offline advertising, and we also engage in advertising campaigns from time to time through television and print media. Employee benefits expense for employees involved in marketing activities are also included in marketing expenses.

Other Operating Expenses

Other operating expenses primarily include employee benefits expense for our support function employees; expenses such as rent, power and fuel, repair & maintenance, travelling & conveyance allocated basis employee count; browsing & connectivity-branch & employees (included in "Internet and other online expenses" in Note 24); telephone expenses-branch & employees (included in "Communication Costs" in Note 24); recruitment and training expenses; legal and professional fees and other miscellaneous operating expenses.



35 Contingent liabilities and commitments

a) Contingent liabilities

1) Pursuant to the service tax audit for the financial year 2013-14 to 2017-18 (i.e. upto 30 June 2017), a demand has been raised on non-payment of service tax under rule 6(3) of CCR, 2004 on "Net gain on sale of current investments" of INR 15.38. The Company has already recorded the provision for the said amount in the books of accounts in the financial year 2019-20. The Company was contesting the aforesaid mentioned demand against commissioner (Appeals). During the current year, the order has been received rejecting the appeal and imposing 100% penalty of INR 15.38. The Company is in process of filing the appeal before Tribunal against the order, and the management believes that the Company's position in the matter will be tenable.

2) On February 28, 2019, a judgment of the Supreme Court of India interpreting certain statutory defined contribution obligations of employees and employers altered historical understandings of such obligations, extending them to cover additional portions of the employee's income. However, the judgment isn't explicit if such interpretation may have retrospective application resulting in increased contribution for past and future years for certain employees of the Company. The Company, based on an internal assessment, evaluated that there are numerous interpretative challenges on the retrospective application of the judgment which results in impracticability in estimation of and timing of payment and amount involved. As a result of lack of implementation guidance and interpretative challenges involved, the Company is unable to reliably estimate the amount involved. Accordingly, the Company shall evaluate the amount of provision, if any, on there being further clarity on the matter.

3) The Company is involved in various lawsuits, claims and proceedings that arise in the ordinary course of business, the outcome of which is inherently uncertain. Some of these matters include speculative and frivolous claims for substantial or indeterminate amounts of damages. The Company records a liability when it is both probable that a loss has been incurred and the amount can be reasonably estimated. Significant judgment is required to determine both probability and the estimated amount. The Company reviews these provisions and adjusts these provisions accordingly to reflect the impact of negotiations, settlements, rulings, advice of legal counsel, and updated information. The Company believes that the amount or estimable range of reasonably possible loss, will not, either individually or in the aggregate, have a material adverse effect on its business, financial position, results or cash flows of the Company, with respect to loss contingencies for legal and other contingencies as at 31 March 2023.

4) The Indian Parliament has approved the Code on Social Security, 2020 which would impact the contributions by the Company towards Provident Fund and Gratuity. The effective date from which the changes are applicable is yet to be notified and the final rules are yet to be notified. The Company will carry out an evaluation of the impact and record the same in the financial statements in the period in which the Code becomes effective and the related rules are notified.

b) Capital and other commitments

- As at 31 March 2023, the Company has NIL capital commitment (31 March 2022: NIL).
- The Company will provide financial support to its wholly owned subsidiaries, so as to meet their liabilities as and when the same is required.

36 Corporate Social Responsibility (CSR) Expenditure

Particulars	31 March 2023	31 March 2022
a) Amount required to be spent by the company during the year,	51.38	54.86
b) Amount of expenditure incurred on:		
(i) construction/acquisition of any asset	-	-
(ii) on purpose other than (i) above	39.81	36.40
c) (Shortfall) /excess at the end of year #	(11.57)	0.03
d) Total previous year (Shortfall) /excess	-	1.51
e) Reason for shortfall	Pertains to ongoing projects	
f) Nature of CSR Activities	*	**
g) Details of related party transaction in relation to CSR expenditure	Nil	Nil
h) Where a provision is made with respect to a liability incurred by entering into a contractual obligation, the movements in the previous year shall be shown separately.	-	-

* Primary Education and Skill Development

** Education and skill development, healthcare, socio-economic development and any activity covered under schedule VII of Companies Act 2013.

The Company has transferred the unspent CSR liability to "Indiamart InterMesh Limited unspent CSR account FY-2022-23" amounting to INR 12.03, basis the approved projects.

37 Additional Regulatory Information

a) - Ratios

Ratio	Numerator	Denominator	Current year	Previous year	% Variance #
Current Ratio (in times)	Current Assets	Current liabilities	2.70	3.70	-27%
Debt-Equity Ratio (in times)	Total debts (represents lease liabilities) (Refer Note 1 below)	Shareholder's equity	0.02	0.03	-25%
Debt Service Coverage Ratio (in times)	Earning available for debt service (Refer Note 2 below)	Debt Service (Refer Note 3 below)	7.00	5.98	17%
Interest Coverage ratio (in times)	Profit before interest, tax & exceptional items	Finance cost	75.92	75.54	1%
Return on Equity Ratio (in %)	Profit after tax, attributable to equity shareholders	Average Shareholder's Equity	13.76%	17.66%	-22%
Trade Receivables turnover ratio (in times)	Net Credit sales during the year	Average trade receivable	23.38	20.63	13%
Trade payables turnover ratio (in times)	Other expenses	Average trade payable	12.70	10.44	22%
Net capital turnover ratio (in times)	Revenue from operations	Working capital (Current Assets- Current liabilities)	0.67	0.42	59%
Net profit ratio (in %)	Net profit after tax	Revenue from operations	28.99%	41.27%	-30%
Operating Profit Margin ratio (in %)	Profit before interest, tax, exceptional items & other income	Revenue from operations	25.81%	39.98%	-35%
EBITDA Margin ratio (in %)	EBITDA (Refer Note 8 below)	Revenue from operations	27.87%	41.57%	-33%
Return on Capital employed (ROCE) (in %)	Earning before interest and taxes	Capital employed (Refer Note 4 below)	16.58%	20.78%	-20%
Return on investment (ROI) (in %)	Income generated from invested funds (Refer Note 5 below)	Average invested funds in treasury investments (Refer Note 6 below)	4.46%	4.49%	-1%
Debt to EBITDA (in times)	Total debts (represents lease liabilities) (Refer Note 1 below)	EBITDA (Refer Note 8 below)	0.18	0.18	-3%

Notes

- Total debt represents lease liabilities.
- Earning available for debt service = Net Profit after taxes + Non-cash operating expenses like depreciation and amortizations + Interest + other adjustments like gain on sale of Fixed assets, share based expenses etc.
- Debt service = Lease Payments (Interest + Principal)
- Capital Employed = Total shareholder's equity + Deferred tax liability + Lease liabilities
- Income generated from invested funds = FVTPL gain on mutual funds, exchange traded funds, bonds, debentures, units of alternative investment funds and investment trust + Interest income from Bank deposits + Interest income on inter corporate deposits
- Average invested funds in treasury investments = Average of (Average quarterly opening treasury investments and quarterly closing treasury investments #)
- Treasury Investments = Mutual funds, exchange traded funds, bonds, debentures, units of alternative investment funds and investment trust + Inter - corporate deposits + Bank deposits
- Average is calculating based on simple average of opening and closing balances.
- EBITDA stands for profit before interest, tax, depreciation, amortisation & exceptional items.

* Explanation where variance in ratio is more than 25%

Current Ratio

The fall in ratio primarily on account of decrease in the current assets as the Company has utilised the investment in liquid instruments, to make strategic investments which are classified in non current assets. Further there has been an increase in the current contract liabilities.

Net capital turnover ratio (in times)

On account of increase in the revenue for the year an decrease in the net working capital.

Net profit ratio (in %), Operating Profit Margin ratio (in %) & EBITDA Margin ratio (in times)

Decrease is on account of increase in operating expenses (majorly employee benefit expenses) as compared to increase in revenue.




37 Additional Regulatory Information
b) - Relationship with Struck off companies

S. No.	Name of the struck off company	Nature of Transactions	Relationship	31 March 2023	
				Transaction amount	Balance outstanding
1	Maharishi Charak Natural Private Limited	Revenue and contract liabilities	Customer	-.*	-.*
2	Sahani Packaging Private Limited	Revenue and contract liabilities	Customer	-.*	-.*
3	Kilburn Power Gear Limited	Revenue and contract liabilities	Customer	-.*	-.*
4	Solitude Engineering	Revenue and contract liabilities	Customer	-.*	-.*
5	Sumithra Agro Foods Private Limited	Revenue and contract liabilities	Customer	-.*	-.*
6	Jec Lighting System Private Limited	Revenue and contract liabilities	Customer	-.*	-.*
7	Gabbar Enterprises Private Limited	Revenue and contract liabilities	Customer	-.*	-.*
8	Mybestfood Services Private Limited	Revenue and contract liabilities	Customer	-.*	-.*
9	New Hindustan Tubes Private Limited	Revenue and contract liabilities	Customer	-.*	-.*
10	Shml Infra Private Limited	Revenue and contract liabilities	Customer	-.*	-.*
11	4Uformulations Private Limited	Revenue and contract liabilities	Customer	-.*	-.*
12	Fiffridge Technology Private Limited	Revenue and contract liabilities	Customer	-.*	-.*
13	Tocis Private Limited	Revenue and contract liabilities	Customer	-.*	-.*
14	Acro Fire Solutions Private Limited	Revenue and contract liabilities	Customer	-.*	-.*
15	Mukhi Charging Solutions (Opc) Private Limited	Revenue and contract liabilities	Customer	-.*	-.*
16	Subplime Arc India Private Limited	Revenue and contract liabilities	Customer	-.*	-.*
17	Agrono Mech Private Limited	Revenue and contract liabilities	Customer	-.*	-.*
18	Pm Gepat Private Limited	Revenue and contract liabilities	Customer	-.*	-.*
19	Ind Digisoft Private Limited	Revenue and contract liabilities	Customer	-.*	-.*
20	Hani Homes	Revenue and contract liabilities	Customer	-.*	-.*
21	Pacbran (Opc) Private Limited	Revenue and contract liabilities	Customer	-.*	-.*
22	Ferroteal Private Limited	Revenue and contract liabilities	Customer	-.*	-.*
23	Balaj Gum India Pvt Ltd	Revenue and contract liabilities	Customer	-.*	-.*
24	Mukund Logistics Private Limited	Revenue and contract liabilities	Customer	-.*	-.*
25	Shipvey Cargo (Opc) Private Limited	Revenue and contract liabilities	Customer	-.*	-.*
26	Osmic Glass (Opc) Private Limited	Revenue and contract liabilities	Customer	-.*	-.*
27	Soundwave Technologies (Opc) Private Limited	Revenue and contract liabilities	Customer	-.*	-.*
28	Brikbond Online Services Private Limited	Revenue and contract liabilities	Customer	-.*	-.*
29	Balaji Subhas And Prabhas Private Limited	Revenue and contract liabilities	Customer	-.*	-.*
30	Notion Engineering Private Limited	Revenue and contract liabilities	Customer	-.*	-.*
31	Fleetkart Logisitics Private Limited	Revenue and contract liabilities	Customer	-.*	-.*
32	7Th Sky Innovative Consultants Private Limited	Revenue and contract liabilities	Customer	-.*	-.*
33	Hybrid Solutions India Private Limited	Revenue and contract liabilities	Customer	-.*	-.*
34	Sarvon Training And Consultants Private Limited	Revenue and contract liabilities	Customer	-.*	-.*
35	Shruthi Homes And Paving Blocks Private Limited	Revenue and contract liabilities	Customer	-.*	-.*
36	Altek India Private Limited	Revenue and contract liabilities	Customer	-.*	-.*
37	Orientech Engineers Pvt. Ltd.	Revenue and contract liabilities	Customer	-.*	-.*
38	Protectron Electromech Private Limited	Revenue and contract liabilities	Customer	-.*	-.*
39	Edicent Quality Registrar Private Limited	Revenue and contract liabilities	Customer	-.*	-.*
40	Jy Block Bearing Company Private Limited	Revenue and contract liabilities	Customer	-.*	-.*



37 Additional Regulatory Information
b) - Relationship with Struck off companies (Cont'd)

S. No.	Name of the struck off company	Nature of Transactions	Relationship	31 March 2023	
				Transaction amount	Balance outstanding
41	Amisan Solutions Private Limited	Revenue and contract liabilities	Customer	-.*	-.*
42	Apple Insulated Wires Private Limited	Revenue and contract liabilities	Customer	-.*	-.*
43	Herbalife International India Pvt Ltd	Revenue and contract liabilities	Customer	-.*	-.*
44	The By Nature Private Limited	Revenue and contract liabilities	Customer	-.*	-.*
45	V-Tac Infra System India Private Limited	Revenue and contract liabilities	Customer	-.*	-.*
46	Ultrachrom Innovatives Private Limited (Opc)	Revenue and contract liabilities	Customer	-.*	-.*
47	Dynamic Remedies Pvt Ltd	Revenue and contract liabilities	Customer	-.*	-.*
48	Leo Textile Spares India (P)Ltd	Revenue and contract liabilities	Customer	-.*	-.*
49	Bhumika Organic Product Private Limited	Revenue and contract liabilities	Customer	-.*	-.*
50	Unique Compusoft Pvt. Ltd.	Revenue and contract liabilities	Customer	-.*	-.*
51	Paradise Electricals (P) Ltd	Revenue and contract liabilities	Customer	-.*	-.*
52	Dinora International India Private Limited	Revenue and contract liabilities	Customer	-.*	-.*
53	Pyrotek India Private Limited	Revenue and contract liabilities	Customer	-.*	-.*
54	Marketwave Solutions (Opc) Private Limited	Revenue and contract liabilities	Customer	-.*	-.*
55	Datta Krupa Food Industries Private Limited	Revenue and contract liabilities	Customer	-.*	-.*
56	Raviwell Healthcare Private Limited	Revenue and contract liabilities	Customer	-.*	-.*
57	Quality Technoplus Private Limited	Revenue and contract liabilities	Customer	-.*	-.*
58	Aadeshwar Herbs Private Limited	Revenue and contract liabilities	Customer	-.*	-.*
59	Aden Oil India Private Limited	Revenue and contract liabilities	Customer	-.*	-.*
60	Lush Green Decor Horticulture And Landscape Privat	Revenue and contract liabilities	Customer	-.*	-.*
61	Atoz Staffing Services Private Limited	Revenue and contract liabilities	Customer	-.*	-.*
62	Motoqo Products Private Limited	Revenue and contract liabilities	Customer	-.*	-.*
63	Rasayan Vidhi Private Limited	Revenue and contract liabilities	Customer	-.*	-.*
64	Croissance Group Of Consultant Private Limited	Revenue and contract liabilities	Customer	-.*	-.*
65	Technistar India Private Limited	Revenue and contract liabilities	Customer	-.*	-.*
66	Sadhana Infra & Peb Projects Private Limited	Revenue and contract liabilities	Customer	-.*	-.*
67	Audiotechnik Prosolutions India Private Limited	Revenue and contract liabilities	Customer	-.*	-.*
68	Bhargale Hydraulics Pvt Ltd	Revenue and contract liabilities	Customer	-.*	-.*
69	Villus International (Opc) Private Limited	Revenue and contract liabilities	Customer	-.*	-.*
70	Kosini Fire & Security Pvt. Ltd.	Revenue and contract liabilities	Customer	-.*	-.*
71	Ashtasiddhi Vinayak Telecast & Teleport Private Li	Revenue and contract liabilities	Customer	-.*	-.*
72	Abpx Pharma Private Limited	Revenue and contract liabilities	Customer	-.*	-.*
73	Biofix Infiniumz Private Limited	Revenue and contract liabilities	Customer	-.*	-.*
74	Kazhugu Alavukol Private Limited	Revenue and contract liabilities	Customer	-.*	-.*
75	Leo Royal Techserve Private Limited	Revenue and contract liabilities	Customer	-.*	-.*
76	Aloe Pharmacy Private Limited	Revenue and contract liabilities	Customer	-.*	-.*
77	Navya Automation System Private Limited	Revenue and contract liabilities	Customer	-.*	-.*
78	Alivesmart India Private Limited	Revenue and contract liabilities	Customer	-.*	-.*
79	V Laval Engineering Private Limited	Revenue and contract liabilities	Customer	-.*	-.*
80	Advantech Crane Automation Private Limited	Revenue and contract liabilities	Customer	-.*	-.*



37 Additional Regulatory Information
b) - Relationship with Struck off companies (Cont'd)

S. No.	Name of the struck off company	Nature of Transactions	Relationship	31 March 2023	
				Transaction amount	Balance outstanding
81	V's Healthcare Private Limited	Revenue and contract liabilities	Customer	-.*	-.*
82	Micro Flow Contamination Solutions (India) Private	Revenue and contract liabilities	Customer	-.*	-.*
83	Rajratan Industries Private Limited	Revenue and contract liabilities	Customer	-.*	-.*
84	Kumar Ceramics Private Limited	Revenue and contract liabilities	Customer	-.*	-.*
85	Aspen Systems Private Limited	Revenue and contract liabilities	Customer	-.*	-.*
86	Microflow Devices India Private Limited	Revenue and contract liabilities	Customer	-.*	-.*
87	Ad Worldwide-Tech Co.Private Limited	Revenue and contract liabilities	Customer	-.*	-.*
88	Mercatum Technology Pvt. Ltd.	Revenue and contract liabilities	Customer	-.*	-.*
89	Fairhomes Interior Private Limited	Revenue and contract liabilities	Customer	-.*	-.*
90	Accu Medi Tech Private Limited	Revenue and contract liabilities	Customer	-.*	-.*
91	Agi Industries Private Limited	Revenue and contract liabilities	Customer	-.*	-.*
92	R M Retail Solutions Private Limited	Revenue and contract liabilities	Customer	-.*	-.*
93	Appolox Road Equipments Private Limited	Revenue and contract liabilities	Customer	-.*	-.*
94	Sha Hydraulics Private Limited	Revenue and contract liabilities	Customer	-.*	-.*
95	Dudhii Industries Private Limited	Revenue and contract liabilities	Customer	-.*	-.*
96	Giriraj Steels	Revenue and contract liabilities	Customer	-.*	-.*
97	Jumboo Deep Adventures & Tours Pvt. Ltd.	Revenue and contract liabilities	Customer	-.*	-.*
98	Egreat Cosmo Care Private Limited	Revenue and contract liabilities	Customer	-.*	-.*
99	Suryavanshi Pasandiy Services Private Limited	Revenue and contract liabilities	Customer	-.*	-.*
100	Alto Molto India Private Limited	Revenue and contract liabilities	Customer	-.*	-.*
101	Axcel Adorn Private Limited	Revenue and contract liabilities	Customer	-.*	-.*
102	Seven Plus Infra Private Limited	Revenue and contract liabilities	Customer	-.*	-.*
103	Shanvi Fmcg Industries Private Limited	Revenue and contract liabilities	Customer	-.*	-.*
104	Sathii Battery Pvt. Ltd.	Revenue and contract liabilities	Customer	-.*	-.*
105	Medivantis Pharma Private Limited	Revenue and contract liabilities	Customer	-.*	-.*
106	Koka Technology Private Limited	Revenue and contract liabilities	Customer	-.*	-.*
107	Shree Muruga Consumer Products Private Limited	Revenue and contract liabilities	Customer	-.*	-.*
108	Motexo Oil India (Opc) Private Limited	Revenue and contract liabilities	Customer	-.*	-.*
109	Gstek Plastoon Private Limited	Revenue and contract liabilities	Customer	-.*	-.*
110	Bpocomet Services Private Limited	Revenue and contract liabilities	Customer	-.*	-.*
111	Nature Bee Products Private Limited	Revenue and contract liabilities	Customer	-.*	-.*
112	Pfc Clothing Private Limited	Revenue and contract liabilities	Customer	-.*	-.*
113	Sausha R&D Private Limited	Revenue and contract liabilities	Customer	-.*	-.*
114	Optotec Electronics Private Limited	Revenue and contract liabilities	Customer	-.*	-.*
115	Vegavan Private Limited	Revenue and contract liabilities	Customer	-.*	-.*
116	Everything Services Private Limited	Revenue and contract liabilities	Customer	-.*	-.*
117	Fixfreely Home Services Private Limited	Revenue and contract liabilities	Customer	-.*	-.*
118	Fk Digttech (Opc) Private Limited	Revenue and contract liabilities	Customer	-.*	-.*
119	Perfect Agrochem Private Limited	Revenue and contract liabilities	Customer	-.*	-.*
120	Sri Pack Packing Machinery Private Limited	Revenue and contract liabilities	Customer	-.*	-.*
121	Hilm Imagineering Private Limited	Revenue and contract liabilities	Customer	-.*	-.*
122	Mg Krushi Dhan Agrotech Private Limited	Revenue and contract liabilities	Customer	-.*	-.*
123	Expert Engineers For You Private Limited	Revenue and contract liabilities	Customer	-.*	-.*




37 Additional Regulatory Information
b) - Relationship with Struck off companies (Cont'd)

S. No.	Name of the struck off company	Nature of Transactions	Relationship	31 March 2023	
				Transaction amount	Balance outstanding
124	Black Empire Private Limited	Revenue and contract liabilities	Customer	-.*	-.*
125	First Choice Machinery India Private Limited	Revenue and contract liabilities	Customer	-.*	-.*
126	Wali Technosoft Private Limited	Revenue and contract liabilities	Customer	-.*	-.*
127	Adrmanik Fashion Private Limited	Revenue and contract liabilities	Customer	-.*	-.*
128	Cartomax Lubricants Private Limited	Revenue and contract liabilities	Customer	-.*	-.*
129	Ritajya Industry Private Limited	Revenue and contract liabilities	Customer	-.*	-.*
130	Tanushri Soap Ocean (Opic) Private Limited	Revenue and contract liabilities	Customer	-.*	-.*
131	Lemison Laundry Equipment Private Limited	Revenue and contract liabilities	Customer	-.*	-.*
132	Dizzart Flooring Private Limited	Revenue and contract liabilities	Customer	-.*	-.*
133	Nizamis Exim Private Limited	Revenue and contract liabilities	Customer	-.*	-.*
134	Kmr Socks Private Limited	Revenue and contract liabilities	Customer	-.*	-.*
135	Mechwing Engineering And Services Private Limited	Revenue and contract liabilities	Customer	-.*	-.*
136	E-Systems Techno Private Limited	Revenue and contract liabilities	Customer	-.*	-.*
137	Aps Equipments Private Limited	Revenue and contract liabilities	Customer	-.*	-.*
138	Greenhandle Products Private Limited	Revenue and contract liabilities	Customer	-.*	-.*
139	Spine Care Medical Instruments Private Limited	Revenue and contract liabilities	Customer	-.*	-.*
140	Amso Pharma Private Limited	Revenue and contract liabilities	Customer	-.*	-.*
141	Starlife Enterprises India Private Limited	Revenue and contract liabilities	Customer	-.*	-.*
142	Gc Furn Solutions Private Limited	Revenue and contract liabilities	Customer	-.*	-.*
143	Connectia Tech Services Private Limited	Revenue and contract liabilities	Customer	-.*	-.*
144	Prayer Export Private Limited	Revenue and contract liabilities	Customer	-.*	-.*
145	Eurosia Irrigation Systems Private Limited	Revenue and contract liabilities	Customer	-.*	-.*
146	Maxin Hydro Dynamic India Private Limited	Revenue and contract liabilities	Customer	-.*	-.*
147	Taamini Crop Science Private Limited	Revenue and contract liabilities	Customer	-.*	-.*
148	Vikas Scientific Instruments Private Limited	Revenue and contract liabilities	Customer	-.*	-.*
149	Lorman Kitchen Equipments Private Limited	Revenue and contract liabilities	Customer	-.*	-.*
150	Nathanz Chemicals Private Limited	Revenue and contract liabilities	Customer	-.*	-.*
151	Jad Technosoft Private Limited	Revenue and contract liabilities	Customer	-.*	-.*
152	Jp Energy Systems (India) Private Limited	Revenue and contract liabilities	Customer	-.*	-.*
153	Rajjalita Chemicals Private Limited	Revenue and contract liabilities	Customer	-.*	-.*
154	Nesa Radiation Solutions Private Limited	Revenue and contract liabilities	Customer	-.*	-.*
155	First Office Solutions India Private Limited	Revenue and contract liabilities	Customer	-.*	-.*
156	Prodigy Secure India Private Limited	Revenue and contract liabilities	Customer	-.*	-.*
157	Supreme Reliable Retail Private Limited	Revenue and contract liabilities	Customer	-.*	-.*
158	Hottip India Private Limited	Revenue and contract liabilities	Customer	-.*	-.*
159	Kitchen Aids Distributors Private Limited	Revenue and contract liabilities	Customer	-.*	-.*
160	Eon Interior Products Private Limited	Revenue and contract liabilities	Customer	-.*	-.*
161	Crown Filtech Pvt. Ltd.	Revenue and contract liabilities	Customer	-.*	-.*
162	Ade Courier & Cargo Services Private Limited	Revenue and contract liabilities	Customer	-.*	-.*
163	Informatics E-Tech (India) Ltd	Revenue and contract liabilities	Customer	-.*	-.*
164	Rishirop Polymers Private Limited	Revenue and contract liabilities	Shareholders#	-	-
165	Puran Associates Private Limited	Revenue and contract liabilities	Shareholders#	-	-



37 Additional Regulatory Information
b) - Relationship with Struck off companies (Cont'd)


S.No.	Name of the struck off company	Nature of Transactions	Relationship	31 March 2022	
				Transaction amount	Balance outstanding
1	SG Fabs Kitchen Equipment Private Limited	Revenue and contract liabilities	Customer	-.*	-.*
2	Amro Cranes Private Limited	Revenue and contract liabilities	Customer	-.*	-.*
3	Kumar Ceramics Private Limited	Revenue and contract liabilities	Customer	-.*	-.*
4	Aspen Systems Private Limited	Revenue and contract liabilities	Customer	-.*	-.*
5	Vikas Scientific Instruments Private Limited	Revenue and contract liabilities	Customer	-.*	-.*
6	Mars Sterile Solutions Private Limited	Revenue and contract liabilities	Customer	-.*	-.*
7	Parameshwary Embed Technologies Private Limited	Revenue and contract liabilities	Customer	-.*	-.*
8	Nirvana Fashion Private Limited	Revenue and contract liabilities	Customer	-.*	-.*
9	Lemison Laundry Equipment Private Limited	Revenue and contract liabilities	Customer	-.*	-.*
10	Lorman Induction Technology Private Limited	Revenue and contract liabilities	Customer	-.*	-.*
11	Advantech Crane Automation Private Limited	Revenue and contract liabilities	Customer	-.*	-.*
12	Giriraj Steels Private Limited	Revenue and contract liabilities	Customer	-.*	-.*
13	First Office Solutions India Private Limited	Revenue and contract liabilities	Customer	-.*	-.*
14	Mollimax Suppliers Private Limited	Revenue and contract liabilities	Customer	-.*	-.*
15	Sunflower Natural Perfume Private Limited	Revenue and contract liabilities	Customer	-.*	-.*
16	Woman Arts Food Private Limited	Revenue and contract liabilities	Customer	-.*	-.*
17	Art Of Masala Foods Private Limited	Revenue and contract liabilities	Customer	-.*	-.*
18	Ratnaprava Industries Private Limited	Revenue and contract liabilities	Customer	-.*	-.*
19	Aps Equipments Private Limited	Revenue and contract liabilities	Customer	-.*	-.*
20	Leo Royal Techserve Private Limited	Revenue and contract liabilities	Customer	-.*	-.*
21	Aditya Inkjet Technologies Private Limited	Revenue and contract liabilities	Customer	-.*	-.*
22	Mercatum Technology Private Limited	Revenue and contract liabilities	Customer	-.*	-.*
23	Rajaratna Industries Private Limited	Revenue and contract liabilities	Customer	-.*	-.*
24	Micro-Flow Contamination Solutions (India) Private Limited	Revenue and contract liabilities	Customer	-.*	-.*
25	Sun Sports Private Limited	Revenue and contract liabilities	Customer	-.*	-.*
26	Maitri Infosoft Private Limited	Revenue and contract liabilities	Customer	-.*	-.*
27	R. M. Retail Solutions Private Limited	Revenue and contract liabilities	Customer	-.*	-.*
28	Navya Automation System Private Limited	Revenue and contract liabilities	Customer	-.*	-.*
29	Alba Nova Life Science Private Limited	Revenue and contract liabilities	Customer	-.*	-.*
30	Supreme Reliable Retail Private Limited	Revenue and contract liabilities	Customer	-.*	-.*
31	Ashwattha Enterprises Private Limited	Revenue and contract liabilities	Customer	-.*	-.*
32	E-Systems Techno Private Limited	Revenue and contract liabilities	Customer	-.*	-.*
33	Dev Electromedical Private Limited	Revenue and contract liabilities	Customer	-.*	-.*
34	Aster Automotive Private Limited	Revenue and contract liabilities	Customer	-.*	-.*
35	Hottip India Private Limited	Revenue and contract liabilities	Customer	-.*	-.*
36	Safezonee Enviro Engineers Private Limited	Revenue and contract liabilities	Customer	-.*	-.*
37	Agi Industries Private Limited	Revenue and contract liabilities	Customer	-.*	-.*
38	Crown Filtech Private Limited	Revenue and contract liabilities	Customer	-.*	-.*



Indiamart Intermesh Limited
Notes to Standalone Financial Statements for the year ended 31 March 2023
(Amounts in INR million, unless otherwise stated)


37 Additional Regulatory Information
b) - Relationship with Struck off companies (Cont'd)

S.No.	Name of the struck off company	Nature of Transactions	Relationship	31 March 2022	
				Transaction amount	Balance outstanding
39	Jp Energy Systems India Private Limited	Revenue and contract liabilities	Customer	-.*	-.*
40	Mahavir Interiors & Projects Private Limited	Revenue and contract liabilities	Customer	-.*	-.*
41	Atharva Industrial Equipments Private Limited	Revenue and contract liabilities	Customer	-.*	-.*
42	Fire Engitech Private Limited	Revenue and contract liabilities	Customer	-.*	-.*
43	Taamini Crop Science Private Limited	Revenue and contract liabilities	Customer	-.*	-.*
44	Sidhi Vinayak Footwears Private Limited	Revenue and contract liabilities	Customer	-.*	-.*
45	Appolex Road Equipments Private Limited	Revenue and contract liabilities	Customer	-.*	-.*
46	Nizami'S Exim Private Limited	Revenue and contract liabilities	Customer	-.*	-.*
47	Nathanz Chemicals Private Limited	Revenue and contract liabilities	Customer	-.*	-.*
48	Starlife Enterprises India Private Limited	Revenue and contract liabilities	Customer	-.*	-.*
49	Maanam Corporation (Opc) Private Limited	Revenue and contract liabilities	Customer	-.*	-.*
50	Intersoftkk (India) Private Limited	Revenue and contract liabilities	Customer	-.*	-.*
51	Visaag Technologies Private Limited	Revenue and contract liabilities	Customer	-.*	-.*
52	Fairhomes Interior Private Limited	Revenue and contract liabilities	Customer	-.*	-.*
53	Z-Axis Decors Private Limited	Revenue and contract liabilities	Customer	-.*	-.*
54	Aguez Water Private Limited	Revenue and contract liabilities	Customer	-.*	-.*
55	Sharmila Manpower Solutions Private Limited	Revenue and contract liabilities	Customer	-.*	-.*
56	Venerate Exports Private Limited	Revenue and contract liabilities	Customer	-.*	-.*
57	Midshipmite Recruiters Private Limited	Revenue and contract liabilities	Customer	-.*	-.*
58	Alen Fab Private Limited	Revenue and contract liabilities	Customer	-.*	-.*
59	Jacob And Sons Trading Private Limited	Revenue and contract liabilities	Customer	-.*	-.*
60	Green Velly Pesticides Private Limited	Revenue and contract liabilities	Customer	-.*	-.*
61	Virsun Organic India Private Limited	Revenue and contract liabilities	Customer	-.*	-.*
62	Axelerant Infra (India) Private Limited	Revenue and contract liabilities	Customer	-.*	-.*
63	Isavgo Technologies Private Limited	Revenue and contract liabilities	Customer	-.*	-.*
64	Se Consultancy Private Limited	Revenue and contract liabilities	Customer	-.*	-.*
65	Taral Pharma Machinery Private Limited	Revenue and contract liabilities	Customer	-.*	-.*
66	Tera Ventura Agro And Textiles Private Limited	Revenue and contract liabilities	Customer	-.*	-.*
67	Dinora International India Private Limited	Revenue and contract liabilities	Customer	-.*	-.*
68	Shri Laxmi Chemicals And Industries Private Limited	Revenue and contract liabilities	Customer	-.*	-.*
69	Biofix Infimiumz Private Limited	Revenue and contract liabilities	Customer	-.*	-.*
70	Aasara Pre-Fab Private Limited	Revenue and contract liabilities	Customer	-.*	-.*
71	Hansru Industries Private Limited	Revenue and contract liabilities	Customer	-.*	-.*
72	Informatics E-Tech (India) Limited	Revenue and contract liabilities	Customer	-.*	-.*
73	Diamenta Jewels Private Limited	Revenue and contract liabilities	Customer	-.*	-.*
74	Sapphire Industrial Products Private Limited	Revenue and contract liabilities	Customer	-.*	-.*
75	Aasthaa Aintech Private Limited	Revenue and contract liabilities	Customer	-.*	-.*
76	Super Transports Private Limited	Revenue and contract liabilities	Customer	-.*	-.*
77	Yo Dry Fruits Private Limited	Revenue and contract liabilities	Customer	-.*	-.*
78	Green Handle Products Private Limited	Revenue and contract liabilities	Customer	-.*	-.*
79	Sha Hydraulics Private Limited	Revenue and contract liabilities	Customer	-.*	-.*
80	Prinz Infosoft Systems Private Limited	Revenue and contract liabilities	Customer	-.*	-.*
81	Connectia Tech Services Private Limited	Revenue and contract liabilities	Customer	-.*	-.*



37 Additional Regulatory Information
b) - Relationship with Struck off companies (Cont'd)

S.No.	Name of the struck off company	Nature of Transactions	Relationship	31 March 2022	
				Transaction amount	Balance outstanding
82	Accu Meditech Private Limited	Revenue and contract liabilities	Customer	-.*	-.*
83	Access 1 Solution Digital Marketing Private Limited	Revenue and contract liabilities	Customer	-.*	-.*
84	Panacea Natural Greens India Private Limited	Revenue and contract liabilities	Customer	-.*	-.*
85	Kazhugu Alavukol Private Limited	Revenue and contract liabilities	Customer	-.*	-.*
86	Abpx Pharma Private Limited	Revenue and contract liabilities	Customer	-.*	-.*
87	Beetaair Solutions Private Limited	Revenue and contract liabilities	Customer	-.*	-.*
88	Aloc Pharmacy Private Limited	Revenue and contract liabilities	Customer	-.*	-.*
89	Sant Krupa Steel India Private Limited	Revenue and contract liabilities	Customer	-.*	-.*
90	Eurosia Irrigation Systems Private Limited	Revenue and contract liabilities	Customer	-.*	-.*
91	K. S. R. Brothers Private Limited	Revenue and contract liabilities	Customer	-.*	-.*
92	Jumboodeep Adventures & Tours Private Limited.	Revenue and contract liabilities	Customer	-.*	-.*
93	Exhicon World Exhibit Private Limited	Revenue and contract liabilities	Customer	-.*	-.*
94	Maxin Hydro Dynamic India Private Limited	Revenue and contract liabilities	Customer	-.*	-.*
95	Nesa Radiation Solutions Private Limited	Revenue and contract liabilities	Customer	-.*	-.*
96	Bvr Toys And Furnitures Private Limited	Revenue and contract liabilities	Customer	-.*	-.*
97	Js Hawkers India Private Limited	Revenue and contract liabilities	Customer	-.*	-.*
98	Saral Filtration Private Limited	Revenue and contract liabilities	Customer	-.*	-.*
99	Embassy Stones Private Limited	Revenue and contract liabilities	Customer	-.*	-.*
100	Lavl Automotive India Private Limited	Revenue and contract liabilities	Customer	-.*	-.*
101	R Tex Spin Mach Private Ltd.	Revenue and contract liabilities	Customer	-.*	-.*
102	Aarts Creative Studio Ope Private Limited	Revenue and contract liabilities	Customer	-.*	-.*
103	K. P. Fabricators & Engineers (Gujarat) Private Limited	Revenue and contract liabilities	Customer	-.*	-.*
104	Mazda Agencies Private Limited	Revenue and contract liabilities	Customer	-.*	-.*
105	Manmohan Marketing Private Limited	Revenue and contract liabilities	Customer	-.*	-.*
106	Vacatio Leisures Private Limited	Revenue and contract liabilities	Customer	-.*	-.*
107	Fast Care India Pest Control Private Limited	Revenue and contract liabilities	Customer	-.*	-.*
108	Fannar Exim Private Limited	Revenue and contract liabilities	Customer	-.*	-.*
109	Microsidd India Private Limited	Revenue and contract liabilities	Customer	-.*	-.*
110	Infrawave Ies Private Limited	Revenue and contract liabilities	Customer	-.*	-.*
111	Disti (India) Private Limited	Revenue and contract liabilities	Customer	-.*	-.*
112	Dia Overseas Private Limited	Revenue and contract liabilities	Customer	-.*	-.*
113	Bizkraft Concepts Private Limited	Revenue and contract liabilities	Customer	-.*	-.*
114	Primero Meditech Private Limited	Revenue and contract liabilities	Customer	-.*	-.*
115	Grey Box Technologies Private Limited	Revenue and contract liabilities	Customer	-.*	-.*
116	Purofyhealth Private Limited	Revenue and contract liabilities	Customer	-.*	-.*
117	Aplast International Private Limited	Revenue and contract liabilities	Customer	-.*	-.*
118	Axiomata Elevators Private Limited	Revenue and contract liabilities	Customer	-.*	-.*
119	Amruta Pharmaceutical Private Limited	Revenue and contract liabilities	Customer	-.*	-.*
120	Luxorian Corporate Services Private Limited	Revenue and contract liabilities	Customer	-.*	-.*
121	Tgs Vertical Transportation Private Limited	Revenue and contract liabilities	Customer	-.*	-.*
122	Gde Agro Foods Private Limited	Revenue and contract liabilities	Customer	-.*	-.*
123	Purplepro It Solutions India Private Limited	Revenue and contract liabilities	Customer	-.*	-.*
124	Telesis Consultancy Services Private Limited	Revenue and contract liabilities	Customer	-.*	-.*
125	TotStrunk Private Limited	Revenue and contract liabilities	Customer	-.*	-.*



37 Additional Regulatory Information
b) - Relationship with Struck off companies (Cont'd)

S.No.	Name of the struck off company	Nature of Transactions	Relationship	31 March 2022	
				Transaction amount	Balance outstanding
126	Gocco Solar Power Private Limited	Revenue and contract liabilities	Customer	-.*	-.*
127	Vividha Arts Private Limited	Revenue and contract liabilities	Customer	-.*	-.*
128	Striker Security Services Private Limited	Revenue and contract liabilities	Customer	-.*	-.*
129	Heritage Manufacturing Company Private Limited	Revenue and contract liabilities	Customer	-.*	-.*
130	Brivon Pharmatec Private Limited	Revenue and contract liabilities	Customer	-.*	-.*
131	D1 Engineering And Constructions (Opc) Private Limited	Revenue and contract liabilities	Customer	-.*	-.*
132	Incon Technologies Private Limited	Revenue and contract liabilities	Customer	-.*	-.*
133	Elecizio (Opc) Private Limited	Revenue and contract liabilities	Customer	-.*	-.*
134	Lunatic Craftwork Private Limited	Revenue and contract liabilities	Customer	-.*	-.*
135	Akara Exim Private Limited	Revenue and contract liabilities	Customer	-.*	-.*
136	Ovata Seal Construction Private Limited	Revenue and contract liabilities	Customer	-.*	-.*
137	Dpass Multi Solutions Private Limited	Revenue and contract liabilities	Customer	-.*	-.*
138	Strawsun Manufacture Private Limited	Revenue and contract liabilities	Customer	-.*	-.*
139	Gintara Private Limited	Revenue and contract liabilities	Customer	-.*	-.*
140	Solsun Power (Opc) Private Limited	Revenue and contract liabilities	Customer	-.*	-.*
141	Ashwanthana Private Limited	Revenue and contract liabilities	Customer	-.*	-.*
142	Abba Cure & Care Private Limited	Revenue and contract liabilities	Customer	-.*	-.*
143	Dream Success Inframart Private Limited	Revenue and contract liabilities	Customer	-.*	-.*
144	We Sprout Landscapers (Opc) Private Limited	Revenue and contract liabilities	Customer	-.*	-.*
145	Ab Brothers Private Limited (Opc)	Revenue and contract liabilities	Customer	-.*	-.*
146	Nlive Electronics India Private Limited	Revenue and contract liabilities	Customer	-.*	-.*
147	Clarismart Technologies Private Limited	Revenue and contract liabilities	Customer	-.*	-.*
148	Kings And Queens Impex Private Limited (Opc)	Revenue and contract liabilities	Customer	-.*	-.*
149	Majesty Aaron Elevators India Private Limited	Revenue and contract liabilities	Customer	-.*	-.*
150	Alfatech Thermal Engineers Private Limited	Revenue and contract liabilities	Customer	-.*	-.*
151	Kagazi Crafts Private Limited	Revenue and contract liabilities	Customer	-.*	-.*
152	Oum Sound & Acoustic Private Limited	Revenue and contract liabilities	Customer	-.*	-.*
153	Seastar Watersport Products Private Limited	Revenue and contract liabilities	Customer	-.*	-.*
154	Jingea Art Private Limited	Revenue and contract liabilities	Customer	-.*	-.*
155	Naksh Technologies Private Limited	Revenue and contract liabilities	Customer	-.*	-.*
156	Rrootofly Online Services Private Limited	Revenue and contract liabilities	Customer	-.*	-.*
157	Rubicon Ro Private Limited	Revenue and contract liabilities	Customer	-.*	-.*
158	Aqua Purity Industries Private Limited	Revenue and contract liabilities	Customer	-.*	-.*
159	Puran Associates Private Limited	-	Shareholders #	-	-
160	Avanti Realtors Private Limited	-	Shareholders #	-	-
161	Rishiroop Polymers Pvt Ltd	-	Shareholders #	-	-
162	Ratna Commercial Enterprises Pvt Ltd	-	Shareholders #	-	-

* Less than INR 1.00 Million.

Shareholders means persons holding the securities of the Company.



38 Details of dues to micro and small enterprises as defined under MSMED Act 2006:

	As at 31 March 2023	As at 31 March 2022
The principal amount and the interest due thereon remaining unpaid to any supplier as at the end of each accounting year		
- Principal amount due to micro and small enterprises	-	-
- Interest due on above	-	-
The amount of interest paid by the buyer in terms of section 16 of the MSMED Act 2006 along with the amounts of the payment made to the supplier beyond the appointed day during each accounting year	-	-
The amount of interest due and payable for the year of delay in making payment (which have been paid but beyond the appointed day during the year) but without adding the interest specified under the MSMED Act 2006.	-	-
The amount of interest accrued and remaining unpaid at the end of each accounting year	-	-
The amount of further interest remaining due and payable even in the succeeding years, until such date when the interest dues as above are actually paid to the small enterprise for the purpose of disallowance as a deductible expenditure under section 23 of the MSMED Act 2006	-	-

39 Events after the reporting period

- a) The Company has evaluated all the subsequent events through 28 April 2023 which is the date on which these standalone financial statements were issued, and no events have occurred from the balance sheet date through that date except for matters that have already been considered in the standalone financial statements.
- b) **Dividend**
Dividend declared by the Company is based on the profit available for distribution. On April 28 2023, the Board of Directors of the Company have proposed a final dividend of INR 20/- per share in respect of the year ended 31 March 2023.
- c) **Bonus Issue**
On April 28, 2023, the Board of Directors of the Company proposed issuance of 1:1 bonus shares on fully paid equity shares having face value of INR 10 per share, subject to approval of the shareholders. In the event of approval by the Shareholders of the proposed Bonus issue, post adjusting for this Bonus issue, the Basic Earnings per equity share would have been INR 44.57 per share and INR 50.92 per share for the year ended 31 March 2023 and 31 March 2022 respectively, and Diluted Earnings per equity share would have been INR 44.42 per share and INR 50.40 per share for the year ended 31 March 2023 and 31 March 2022 respectively.

As per our report of even date

For BSR & Co. LLP
Chartered Accountants
ICAI Firm Registration No.: 101248W/ W-100022

Kanika Kohli
Kanika Kohli
Partner
Membership No.: 511565

Place: Gurugram
Date: 28 April 2023

For and on behalf of the Board of Directors of
IndiaMART InterMESH Limited

Dinesh Chandra Agarwal
Dinesh Chandra Agarwal
(Managing Director & CEO)
DIN:00191806
Prateek Chandra
Prateek Chandra
(Chief Financial Officer)

Brijesh Kumar Agrawal
Brijesh Kumar Agrawal
(Whole-time Director)
DIN:00191760
Manoj Bhargava
Manoj Bhargava
(Company Secretary)

Place: Noida
Date: 28 April 2023

