



IndiaMART InterMESH Ltd.
6th floor, Tower 2, Assotech Business Cresterra,
Plot No.22, Sec 135, Noida-201305, U.P.
Call Us: +91 - 9696969696
E: customercare@indiamart.com
Website: www.indiamart.com

October 27, 2023

To,
BSE Limited
(BSE: 542726)

National Stock Exchange of India Limited
(NSE: INDIAMART)

Subject: Audited (Standalone and Consolidated) Financial Statements for the period ended September 30, 2023

Dear Sir/Ma'am,

Please find enclosed herewith the copy of Audited (Standalone and Consolidated) Financial Statements of the Company, along with the Auditor's Report thereon, for the period ended September 30, 2023.

The Financial Statements along with the Auditor's Report, are also being disseminated on the Company's website at <https://investor.indiamart.com/FinancialResultsStatements.aspx>

Please take the above information on record.

Yours faithfully,
For IndiaMART InterMESH Limited

(Manoj Bhargava)
Group General Counsel,
Company Secretary & Compliance Officer
Membership No: F5164

Encl: As above

B S R & Co. LLP

Chartered Accountants

Building No. 10, 12th Floor, Tower-C,
DLF Cyber City, Phase-II,
Gurugram – 122 002, India

Telephone: +91 124 719 1000
Fax: +91 124 235 8613

Independent Auditor's Report

To the Board of Directors of IndiaMART InterMESH Limited

Report on the Audit of the Condensed Standalone Interim Financial Statements

Opinion

We have audited the condensed standalone interim financial statements of IndiaMART InterMESH Limited ("the Company"), which comprise the condensed standalone interim balance sheet as at 30 September 2023, the condensed standalone interim statement of profit and loss (including other comprehensive income) for the quarter and year to date period then ended, the condensed standalone interim statement of changes in equity and condensed standalone interim statement of cash flows for the year-to-date then ended and notes to the condensed standalone interim financial statements, including a summary of material accounting policies and other explanatory information (hereinafter referred to as "the condensed standalone interim financial statements"), as required by Indian Accounting Standard (Ind AS) 34 "Interim Financial Reporting" and other accounting principles generally accepted in India.

In our opinion and to the best of our information and according to the explanations given to us, the aforesaid condensed standalone interim financial statements give a true and fair view in conformity with Ind AS 34 and other accounting principles generally accepted in India, of the state of affairs of the Company as at 30 September 2023, its profit and other comprehensive income for the quarter and year-to-date period then ended, changes in equity and its cash flows for the year-to-date period ended on that date.

Basis for Opinion

We conducted our audit in accordance with the Standards on Auditing (SAs) specified under Section 143(10) of the Companies Act, 2013 ("Act"). Our responsibilities under those SAs are further described in the *Auditor's Responsibilities for the Audit of the Condensed Standalone Interim Financial Statements* section of our report. We are independent of the Company in accordance with the Code of Ethics issued by the Institute of Chartered Accountants of India together with the ethical requirements that are relevant to our audit of the condensed standalone interim financial statements under the provisions of the Act, and the Rules thereunder, and we have fulfilled our other ethical responsibilities in accordance with these requirements and the Code of Ethics. We believe that the audit evidence obtained by us, is sufficient and appropriate to provide a basis for our opinion on the condensed standalone interim financial statements.

Management's and Board of Directors' Responsibilities for the Condensed Standalone Interim Financial Statements

The Company's Management and Board of Directors are responsible for the preparation and presentation of these condensed standalone interim financial statements that give a true and fair view of the state of affairs, profit/loss and other comprehensive income, changes in equity and cash flows of the Company in accordance with Ind AS 34 prescribed under section 133 of the Act and other accounting principles generally accepted in India. This responsibility also includes maintenance of adequate accounting records in accordance with the

KUL

provisions of the Act for safeguarding of the assets of the Company and for preventing and detecting frauds and other irregularities; selection and application of appropriate accounting policies; making judgments and estimates that are reasonable and prudent; and design, implementation and maintenance of adequate internal financial controls that were operating effectively for ensuring the accuracy and completeness of the accounting records, relevant to the preparation and presentation of the condensed standalone interim financial statements that give a true and fair view and are free from material misstatement, whether due to fraud or error.

In preparing the condensed standalone interim financial statements, the Management and Board of Directors are responsible for assessing the Company's ability to continue as a going concern, disclosing, as applicable, matters related to going concern and using the going concern basis of accounting unless the Board of Directors either intends to liquidate the Company or to cease operations, or has no realistic alternative but to do so.

The Board of Directors are also responsible for overseeing the Company's financial reporting process.

Auditor's Responsibilities for the Audit of the Condensed Standalone Interim Financial Statements

Our objectives are to obtain reasonable assurance about whether the condensed standalone interim financial statements as a whole are free from material misstatement, whether due to fraud or error, and to issue an auditor's report that includes our opinion. Reasonable assurance is a high level of assurance, but is not a guarantee that an audit conducted in accordance with SAs will always detect a material misstatement when it exists. Misstatements can arise from fraud or error and are considered material if, individually or in the aggregate, they could reasonably be expected to influence the economic decisions of users taken on the basis of these condensed standalone interim financial statements.

As part of an audit in accordance with SAs, we exercise professional judgment and maintain professional skepticism throughout the audit. We also:

- Identify and assess the risks of material misstatement of the condensed standalone interim financial statements, whether due to fraud or error, design and perform audit procedures responsive to those risks, and obtain audit evidence that is sufficient and appropriate to provide a basis for our opinion. The risk of not detecting a material misstatement resulting from fraud is higher than for one resulting from error, as fraud may involve collusion, forgery, intentional omissions, misrepresentations, or the override of internal control.
- Obtain an understanding of internal control relevant to the audit in order to design audit procedures that are appropriate in the circumstances, but not for the purpose of expressing opinion on whether the company has in place adequate internal financial controls with reference to financial statements and the operating effectiveness of such controls.
- Evaluate the appropriateness of accounting policies used and the reasonableness of accounting estimates and related disclosures made by the Management and Board of Directors.
- Conclude on the appropriateness of the Management and Board of Directors use of the going concern basis of accounting in the preparation of condensed standalone interim financial statements and, based on the audit evidence obtained, whether a material uncertainty exists related to events or conditions that may cast significant doubt on the Company's ability to continue as a going concern. If we conclude that a material uncertainty exists, we are required to draw attention in our auditor's report to the related disclosures in the condensed standalone interim financial statements or, if such disclosures are inadequate, to modify our opinion. Our conclusions are based on the audit evidence obtained up to the date of our auditor's report. However, future events or conditions may cause the Company to cease to continue as a going concern.



B S R & Co. LLP

- Evaluate the overall presentation, structure and content of the condensed standalone interim financial statements, including the disclosures, and whether the condensed standalone interim financial statements represent the underlying transactions and events in a manner that achieves fair presentation.

We communicate with those charged with governance regarding, among other matters, the planned scope and timing of the audit and significant audit findings, including any significant deficiencies in internal control that we identify during our audit.

We also provide those charged with governance with a statement that we have complied with relevant ethical requirements regarding independence, and to communicate with them all relationships and other matters that may reasonably be thought to bear on our independence, and where applicable, related safeguards.

For **B S R & Co. LLP**

Chartered Accountants

ICAI Firm registration No: 101248W/W-100022

Kanika

Kanika Kohli

Partner

Membership No:511565

ICAI UDIN: 23511565BGYGIH5137

Place: Noida

Date: 27 October 2023

IndiaMART InterMESH Limited
Condensed Standalone Interim Balance Sheet as at 30 September 2023
(Amount in INR million, unless otherwise stated)

	Notes	As at 30 September 2023	As at 31 March 2023
Assets			
Non-current assets			
Property, plant and equipment	4	109.78	118.31
Capital work in progress	4	1.77	1.77
Right-of-use assets	5	430.15	412.60
Intangible assets	6	0.78	0.97
Investment in subsidiaries and associates	7	9,001.84	8,864.49
Financial assets			
(i) Investments	8	1,857.10	1,857.10
(ii) Loans	8	1.36	0.84
(iii) Other financial assets	8	44.96	40.67
Deferred tax assets (net)	26	-	19.00
Non-current tax assets (net)	18	51.07	65.49
Other non-current assets	11	2.91	0.54
Total Non-current assets		11,501.72	11,381.78
Current assets			
Financial assets			
(i) Investments	8	17,304.87	21,519.68
(ii) Trade receivables	9	11.66	15.82
(iii) Cash and cash equivalents	10	284.61	501.09
(iv) Bank balances other than (iii) above	10	71.24	1.66
(v) Loans	8	3.23	4.36
(vi) Other financial assets	8	61.58	134.69
Current tax assets (net)	18	3.56	-
Other current assets	11	64.78	47.30
Total Current assets		17,805.53	22,224.60
Total Assets		29,307.25	33,606.38
Equity and Liabilities			
Equity			
Share capital	12	599.11	305.79
Other equity	13	15,164.45	20,338.31
Total Equity		15,763.56	20,644.10
Liabilities			
Non-current liabilities			
Financial liabilities			
(i) Lease liabilities	15	346.92	340.28
(ii) Other financial liabilities	15	34.84	50.50
Contract liabilities	17	4,517.95	4,152.24
Provisions	16	183.11	184.31
Deferred tax liabilities (net)	26	90.74	-
Total Non-current liabilities		5,173.56	4,727.33
Current liabilities			
Financial liabilities			
(i) Lease liabilities	15	129.22	118.80
(ii) Trade payables	14	-	-
(a) total outstanding dues of micro enterprises and small enterprises		-	-
(b) total outstanding dues of creditors other than micro enterprises and small enterprises		236.55	254.79
(iii) Other financial liabilities	15	205.96	218.04
Contract liabilities	17	7,531.58	7,191.74
Other current liabilities	17	188.28	349.22
Provisions	16	78.54	66.53
Current tax liabilities (net)	18	-	35.83
Total Current liabilities		8,370.13	8,234.95
Total Liabilities		13,543.69	12,962.28
Total Equity and Liabilities		29,307.25	33,606.38

Summary of material accounting policies 2

The accompanying notes are an integral part of the condensed standalone interim financial statements.

As per our report of even date

For BSR & Co. LLP

Chartered Accountants

ICAI Firm Registration No.: 101248W/ W-100022

Kanika

Kanika Kohli

Partner

Membership No.: 511565

Place: Noida

Date: 27 October 2023

For and on behalf of the Board of Directors of
IndiaMART InterMESH Limited

Dinesh
Dinesh Chandra Agarwal
(Managing Director & CEO)
DIN:00191800

Brijesh
Brijesh Kumar Agarwal
(Whole-time Director)
DIN:00191760

Prateek
Prateek Chandra
(Chief Financial Officer)

Manoj
Manoj Bhargava
(Company Secretary)

Place: Noida

Date: 27 October 2023



IndiaMART InterMESH Limited
Condensed Standalone Interim Statement of Profit and Loss for the quarter and six months period ended 30 September 2023
(Amount in INR million, unless otherwise stated)

	Notes	For the quarter ended 30 September 2023	For the quarter ended 30 September 2022	For the six months ended 30 September 2023	For the six months ended 30 September 2022
Income:					
Revenue from operations	19	2,806.66	2,291.11	5,483.05	4,424.18
Other income	20	323.96	369.24	861.30	341.89
Total income		3,130.62	2,660.35	6,344.35	4,766.07
Expenses:					
Employee benefits expense	21	1,238.28	943.45	2,402.09	1,823.19
Finance costs	22	11.50	11.93	22.33	24.16
Depreciation and amortisation expense	23	50.61	46.52	95.63	81.24
Other expenses	24	762.92	695.55	1,517.31	1,351.06
Total expenses		2,063.31	1,697.45	4,037.36	3,279.64
Profit before tax		1,067.31	962.90	2,306.99	1,486.43
Income tax expense					
Current tax	26	236.82	206.28	418.70	421.61
Deferred tax	26	1.87	14.49	106.98	(165.93)
Total tax expense		238.69	220.77	525.68	255.68
Net profit for the period		828.62	742.13	1,781.31	1,230.75
Other comprehensive income					
Items that will not be reclassified to profit or loss					
Re-measurement gain on defined benefit plans		11.99	47.83	10.96	47.83
Income tax effect	26	(3.02)	(12.04)	(2.76)	(12.04)
		8.97	35.79	8.20	35.79
Other comprehensive income for the period, net of tax		8.97	35.79	8.20	35.79
Total comprehensive income for the period		837.59	777.92	1,789.51	1,266.54
Earnings per equity share:					
Basic earnings per equity share (INR) - face value of INR 10 each	25	13.57	12.19	29.15	20.18
Diluted earnings per equity share (INR) - face value of INR 10 each		13.54	12.14	29.09	20.08
Summary of material accounting policies	2				

The accompanying notes are an integral part of the condensed standalone interim financial statements.

As per our report of even date

For BSR & Co. LLP
Chartered Accountants
ICAI Firm Registration No.: 101248W/W-100022

Kanika
Kanika Kohli
Partner
Membership No.: 511565

Place: Noida
Date: 27 October 2023

For and on behalf of the Board of Directors of
IndiaMART InterMESH Limited

D. Agarwal
Dinesh Chandra Agarwal
(Managing Director & CEO)
DIN:00191800

Prateek Chandra
Prateek Chandra
(Chief Financial Officer)

Place: Noida
Date: 27 October 2023

Brijesh Kumar Agrawal
Brijesh Kumar Agrawal
(Whole-time Director)
DIN:00191760

Maj Bhargava
Maj Bhargava
(Company Secretary)



IndiaMART InterMESH Limited
Condensed Standalone Interim Statement of changes in equity for the period ended 30 September 2023
(Amount in INR million, unless otherwise stated)

(a) Equity share capital (Refer Note 12)

Equity shares of INR 10 each issued, subscribed and fully paid up	Amount
As at 1 April 2022	305.53
Equity shares issued to Indiamart Employee Benefit Trust during the period	2.10
Equity shares issued during the period and held by Indiamart Employee Benefit Trust as at period end	(0.65)
Equity shares extinguished on buy back during the period	(1.60)
Equity shares issued during the earlier year to Indiamart Employee Benefit Trust and transferred to employees pursuant to SAR exercised during the period	0.12
As at 30 September 2022	305.50
As at 1 April 2023	305.79
Bonus issue during the period (Refer Note 12(1))	306.15
Bonus shares issued during the period and held by Indiamart Employee Benefit Trust (refer note 12(a))	(0.36)
Equity shares extinguished on buy back during the period (Refer Note 12(2))	(12.50)
Equity shares issued during the earlier year to Indiamart Employee Benefit Trust and transferred to employees pursuant to SAR exercised during the period (refer note 12(a))	0.03
As at 30 September 2023	599.11

(b) Other equity (Refer Note 13)

Particulars	Reserves and surplus					Total other equity
	Securities premium	General reserve	Employee share based payment reserve	Capital Redemption Reserve	Retained earnings	
Balance as at 1 April 2022	15,383.23	8.45	130.15	-	3,094.05	18,615.88
Profit for the period	-	-	-	-	1,230.75	1,230.75
Other comprehensive income for the period	-	-	-	-	35.79	35.79
Total comprehensive income	-	-	-	-	1,266.54	1,266.54
Employee share based payment expense (Refer Note 21)	-	-	157.11	-	-	157.11
Buy-back of equity shares *	-	-	-	-	(1,230.99)	(1,230.99)
Expenses for buy-back of equity shares	-	-	-	-	(12.78)	(12.78)
Amount transferred to capital redemption reserve upon buyback	-	-	-	1.60	(1.60)	-
Final dividend paid (INR 2/- per share for financial year ended 31 March 2022)	-	-	-	-	(61.09)	(61.09)
Balance as at 30 September 2022	15,383.23	8.45	130.15	1.60	4,285.11	19,808.55
Balance as at 1 April 2023	15,522.50	8.45	256.53	1.60	4,549.23	20,338.31
Profit for the period	-	-	-	-	1,781.31	1,781.31
Other comprehensive income for the period	-	-	-	-	8.20	8.20
Total comprehensive income	-	-	-	-	1,789.51	1,789.51
Amount utilised for bonus issue	(304.19)	-	-	(1.60)	-	(305.79)
Buy-back of equity shares (Refer Note 12(2))*	(6,149.39)	-	-	-	-	(6,149.39)
Expenses for buy-back of equity shares (Refer Note 12(2))	(36.78)	-	-	-	-	(36.78)
Amount transferred to capital redemption reserve upon buyback	(4.05)	(8.45)	-	12.50	-	-
Employee share based payment expense (Refer Note 21)	-	-	138.74	-	-	138.74
Share based payment pertaining to Subsidiaries	-	-	1.45	-	-	1.45
Final dividend paid (INR 20/- per share for financial year ended 31 March 2023)	-	-	-	-	(611.58)	(611.58)
Issue of equity shares on exercise of share based awards during the period (including bonus effect)	10.33	-	(10.35)	-	-	(0.02)
Balance as at 30 September 2023	9,038.42	-	386.37	12.50	5,727.16	15,164.45

* Including tax on buyback of INR 1,161.89 (30 September 2022: INR 232.59)

Profit of INR 8.20 and INR 35.79 on remeasurement of defined employee benefit plans (net of tax) is recognised as a part of retained earnings for the period ended 30 September 2023 and 30 September 2022 respectively.

The accompanying notes are an integral part of the condensed standalone interim financial statements.

As per our report of even date

For BSR & Co. LLP
Chartered Accountants
ICAI Firm Registration No.: 101248W/W-100022

Kanika Kohli
Kanika Kohli
Partner
Membership No.: 511565

Place: Noida
Date: 27 October 2023

For and on behalf of the Board of Directors of
IndiaMART InterMESH Limited

Dagand
Dinesh Chandra Agarwal
(Managing Director & CEO)
DIN:00141800

Prateek Chandra
Prateek Chandra
(Chief Financial Officer)

Agarwal
Brijesh Kumar Agrawal
(Whole-time Director)
DIN:00191760

Manoj Bhargava
Manoj Bhargava
(Company Secretary)

Place: Noida
Date: 27 October 2023



IndiaMART InterMESH Limited
Condensed Standalone Interim Statement of Cash Flows for the period ended 30 September 2023
(Amount in INR million, unless otherwise stated)

Particulars	Notes	For the six months ended	For the six months ended
		30 September 2023	30 September 2022
Cash flow from operating activities			
Profit before tax for the period		2,306.99	1,486.43
<i>Adjustments for:</i>			
Depreciation and amortisation expense	23	95.63	81.24
Loss on change of control of a subsidiary converted into an associate	20	(6.71)	(11.41)
Gain on de-recognition of Right-of-use assets	20	(2.27)	(3.03)
Fair value gain on measurement, interest and income from sale of mutual funds, exchange traded funds, bonds, debentures, units of alternative investment funds and investment trust	20	(857.47)	(264.50)
Fair value gain on measurement and income from sale of Investment in other entities	20	-	(64.49)
Fair value loss on measurement of derivative contract liability	20	10.40	8.50
Gain on disposal of property, plant and equipment	20	(0.17)	(1.80)
Share-based payment expense	21	138.74	157.11
Finance costs	22	22.33	24.16
Provisions and liabilities no longer required written back	20	(0.45)	(0.77)
Operating profit before working capital changes		1,707.02	1,411.44
Net Changes in:			
Trade receivables		4.17	(5.25)
Other financial assets		69.84	92.22
Other assets		(19.85)	8.12
Other financial liabilities		(42.06)	(61.46)
Trade payables		(18.24)	67.18
Contract liabilities		705.55	511.63
Provisions and other liabilities		(139.16)	(95.75)
Cash generated from operations		2,267.27	1,928.13
Income tax paid (net)		(443.67)	(480.41)
Net cash generated from operating activities		1,823.60	1,447.72
Cash flow from investing activities			
Proceeds from sale of property, plant and equipment		0.27	2.74
Purchase of property, plant and equipment, other intangible assets and capital advances		(35.97)	(141.87)
Purchase of current investments		(10,859.43)	(8,873.09)
Redemption of inter-corporate deposits placed with financial institutions		-	417.35
Investment in subsidiaries, associates and other entities		(137.36)	(5,712.40)
Proceeds from sale of current investments		15,712.02	13,447.23
Interest, dividend and income from investment units		224.92	241.75
Investment in bank deposits (having original maturity of more than three months)	10	(69.58)	(2.06)
Redemption of bank deposits		-	262.20
Net cash generated/(used in) from investing activities		4,834.87	(358.15)
Cash flow from financing activities			
Repayment of lease liabilities		(46.28)	(39.16)
Interest paid on lease liabilities		(22.33)	(24.16)
Payment of dividends		(611.46)	(61.09)
Expenses for buy-back of equity shares		(32.99)	(12.78)
Buy-back of equity shares including tax on buyback		(6,161.89)	(1,232.59)
Proceeds from issue of equity shares on exercise		-	1.57
Net cash used in financing activities		(6,874.95)	(1,368.21)
Net decrease in cash and cash equivalents		(216.48)	(278.64)
Cash and cash equivalents at the beginning of the period	10	501.09	452.78
Cash and cash equivalents at the end of the period	10	284.61	174.14
Summary of material accounting policies	2		

The accompanying notes are an integral part of the condensed standalone interim financial statements.

As per our report of even date

For B S R & Co. LLP
Chartered Accountants
ICAI Firm Registration No.: 101248W/ W-100022

Kanika
Kanika Kohli
Partner
Membership No.: 511565

Place: Noida
Date: 27 October 2023

For and on behalf of the Board of Directors of
IndiaMART InterMESH Limited

Dinesh
Dinesh Chandra Agarwal
(Managing Director & CEO)
DIN:00191800

Prateek
Prateek Chandra
(Chief Financial Officer)

Place: Noida
Date: 27 October 2023

Agrawal
Brijesh Kumar Agrawal
(Whole-time Director)
DIN:00191760

Maj Bhargava
Manoj Bhargava
(Company Secretary)



IndiaMART Intermesh Limited

Notes to condensed standalone interim financial statements for the period ended 30 September 2023 (Amounts in INR million, unless otherwise stated)

1. Corporate Information

IndiaMART Intermesh Limited (“the Company”) is a public company domiciled in India and was incorporated on 13 September 1999 under the provisions of the Companies Act applicable in India. The equity shares of the Company are listed on BSE Limited and National Stock Exchange of India. The Company provides an online B2B marketplace for business products and services. It provides a platform to discover products and services and connect with the suppliers of such products and services. The registered office of the Company is located at 1st Floor, 29-Daryagang, Netaji Subash Marg, New Delhi-110002, India.

The condensed standalone interim financial statements were authorised for issue in accordance with a resolution passed by Board of Directors on 27 October 2023.

2. Summary of Material Accounting Policies

(a) Statement of compliance

The condensed standalone interim financial statements for the period ended 30 September 2023 have been prepared in accordance with Indian Accounting Standard (referred to as “Ind AS”) 34, Interim Financial Reporting and other Ind ASs notified under the Companies (Indian Accounting Standards) Rules, 2015 (as amended from time to time) and other relevant provisions of the Companies Act, 2013 (“the Act”) (as amended from time to time). These condensed standalone interim financial statements must be read in conjunction with the standalone financial statements for the year ended 31 March 2023. They do not include all the information required for a complete set of Ind AS financial statements. However, selected explanatory notes are included to explain events and transactions that management believes are significant to an understanding of the changes in the Company’s financial position and performance since the last annual standalone financial statements.

All amounts disclosed in the condensed standalone interim financial statements have been rounded off to the nearest INR million as per the requirement of Schedule III to the Companies Act, 2013, unless otherwise stated.

(b) Basis of Preparation

The condensed standalone interim financial statements have been prepared on the historical cost basis, except for certain financial assets and liabilities measured at fair value or amortised cost at the end of each reporting period.

All assets and liabilities have been classified as current and non-current as per the Company’s normal operating cycle. Based on the nature of services rendered to customers and time elapsed between deployment of resources and the realisation in cash and cash equivalents of the consideration for such services rendered, the Company has considered an operating cycle of 12 months.

The statement of cash flows has been prepared under the indirect method. The preparation of these condensed standalone interim financial statements requires the use of certain critical accounting estimates and judgements. It also requires the management to exercise judgement in the process of applying the Company’s accounting policies. The areas where estimates are significant to the condensed standalone interim financial statements, or areas involving a higher degree of judgement or complexity, are disclosed in Note 3.

(c) Adoption of new accounting principles

Deferred tax related to assets and liabilities arising from a single transaction (amendments to Ind AS 12 - Income Taxes)

The amendments clarify that lease transactions give rise to equal and offsetting temporary differences and financial statements should reflect the future tax impacts of these transactions through recognizing deferred tax. The Company has adopted this amendment effective 1 April 2023. The Company previously accounted for deferred tax on leases on a net basis. Following the amendments, the Company has recognized a separate deferred tax asset in relation to its lease liabilities and a deferred tax liability in relation to its right-of-use assets. The adoption did



IndiaMART Intermesh Limited

Notes to condensed standalone interim financial statements for the period ended 30 September 2023

(Amounts in INR million, unless otherwise stated)

not have any impact on its condensed standalone interim financial statements as balances qualify for offset under paragraph 74 of Ind AS 12. The impact for the Company relates to disclosure of the deferred tax assets and liabilities recognized, which will be disclosed as part of the annual financial statements.

3. Significant accounting estimates and assumptions

The preparation of condensed standalone interim financial statements in conformity with Ind AS requires the management to make judgments, estimates and assumptions that affect the reported amounts of revenues, expenses, assets and liabilities and the disclosure of contingent liabilities, at the end of the reporting period. The significant judgements made by management in applying the Company's accounting policies and key sources of estimation and uncertainty were the same as those described in the last standalone annual financial statements for the year ended 31 March 2023.

Measurement of fair values

The Company records certain financial assets and liabilities at fair value on a recurring basis. The Company determines fair values based on the price it would receive to sell an asset or pay to transfer a liability in an orderly transaction between market participants at the measurement date in the principal or most advantageous market for that asset or liability.

The Company's management determines the policies and procedures for recurring fair value measurement, such as investment in debt instruments, equity instruments and preference instruments of other entities, investment in mutual funds, exchange traded funds, bonds, debentures, units of investment trust measured at fair value.

The Company has an embedded derivative feature in investment in a subsidiary. Derivatives are recognised initially at fair value; attributable transaction costs are recognized in profit or loss as incurred. Fair value of the derivative is determined on inception using Monte Carlo simulation model. Subsequent to initial recognition, derivative is measured at fair value, and changes therein are accounted in profit or loss.


The Company uses valuation techniques that are appropriate in the circumstances and for which sufficient data are available to measure fair value, maximising the use of relevant observable inputs and minimising the use of unobservable inputs.

All assets and liabilities for which fair value is measured or disclosed in the condensed standalone interim financial statements are categorised within the fair value hierarchy, described as follows, based on the degree to which the inputs to the fair value measurements are observable and the significance of the inputs to the fair value measurement in its entirety:

- (i) Level 1 — Quoted (unadjusted) market prices in active markets for identical assets or liabilities
- (ii) Level 2 — inputs, other than quoted prices included within Level 1, that are observable for the asset or liability, either directly or indirectly; and
- (iii) Level 3 — Unobservable inputs for the asset or liability reflecting Company's assumptions about pricing by market participants

For assets and liabilities that are recognised in the condensed standalone interim financial statements on fair value on a recurring basis, the Company determines whether transfers have occurred between Levels in the hierarchy by re-assessing categorisation (based on the lowest level input that is significant to the fair value measurement as a whole) at the end of each reporting period.

When applicable, further information about the assumptions made in determining fair values is disclosed in the notes specific to that asset or liability.



IndiaMART InterMESH Limited
Notes to Condensed Standalone Interim Financial Statements for the period ended 30 September 2023
(Amount in INR million, unless otherwise stated)

4 Property, plant and equipment	Computers	Office equipments	Furniture and fixtures	Motor vehicles	Total Property, plant and equipment	Capital work in progress (refer note I below)
Gross carrying amount						
As at 1 April 2022	108.35	46.79	4.02	3.79	162.95	1.77
Additions for the year	170.31	3.65	0.59	7.18	181.72	-
Disposals for the year	(9.19)	(2.26)	(0.58)	(3.75)	(15.78)	-
As at 31 March 2023	269.47	48.18	4.03	7.22	328.90	1.77
Additions for the period	31.80	3.00	1.17	-	35.97	-
Disposals for the period	(0.16)	(0.15)	(0.09)	-	(0.40)	-
As at 30 September 2023	301.11	51.03	5.11	7.22	364.47	1.77
Accumulated depreciation						
As at 1 April 2022	85.59	40.89	3.26	2.94	132.68	-
Charge for the year	86.86	3.13	0.27	1.99	92.25	-
Disposals during the year	(8.82)	(2.08)	(0.50)	(2.94)	(14.35)	-
As at 31 March 2023	163.63	41.94	3.03	1.99	210.59	-
Charge for the period	41.77	1.63	0.19	0.82	44.41	-
Disposals during the period	(0.09)	(0.14)	(0.08)	-	(0.31)	-
As at 30 September 2023	205.31	43.43	3.14	2.81	254.69	-
Net carrying value						
As at 1 April 2022	22.76	5.90	0.76	0.85	30.27	1.77
As at 31 March 2023	105.84	6.24	1.00	5.23	118.31	1.77
As at 30 September 2023	95.80	7.60	1.97	4.41	109.78	1.77

Notes:

1. Capital work in progress represents the amount incurred on construction of boundary wall for leasehold land, the project has been temporarily suspended as the Company is in process of evaluating the construction plan and also in the process of planning to seek further extension for construction on leasehold land (refer note 5 for details related to leasehold land).



5 Right-of-use assets

	Leasehold land (Refer Note 1 below)	Buildings	Total
Gross carrying amount			
As at 1 April 2022	37.12	834.60	871.72
Additions for the year	-	30.04	30.04
Disposals for the year (Refer Note 2 below)	-	(75.79)	(75.79)
As at 31 March 2023	37.12	788.85	825.97
Additions for the period	-	76.17	76.17
Disposals for the period	-	(16.36)	(16.36)
As at 30 September 2023	37.12	848.66	885.78
Accumulated depreciation			
As at 1 April 2022	2.76	340.53	343.29
Depreciation for the year	0.46	99.31	99.77
Disposals for the year (Refer Note 2 below)	-	(29.69)	(29.69)
As at 31 March 2023	3.22	410.15	413.37
Depreciation for the period	0.23	50.79	51.02
Disposals for the period	-	(8.76)	(8.76)
As at 30 September 2023	3.45	452.18	455.63
Net carrying value			
As at 1 April 2022	34.36	494.07	528.43
As at 31 March 2023	33.90	378.70	412.60
As at 30 September 2023	33.67	396.48	430.15

Notes:

1. As per the terms of the lease arrangement, the Company was required to complete the construction of building within a defined time from the date of handing over the possession. The Company had obtained extension for construction of building on the leasehold land till 5 July 2021. The project has been temporarily suspended as the Company is in the process of evaluating the construction plan and is also in the process of planning to seek further extension for construction on the leasehold land.

2. Disposal includes adjustment on account of lease modifications.



6 Intangible assets	Software	Unique telephone numbers	Total
Gross carrying amount			
As at 1 April 2022	13.73	4.70	18.43
As at 31 March 2023	13.73	4.70	18.43
As at 30 September 2023	13.73	4.70	18.43
Accumulated amortisation			
As at 1 April 2022	12.31	4.49	16.80
Amortisation for the year	0.57	0.09	0.66
As at 31 March 2023	12.88	4.58	17.46
Amortisation for the period	0.17	0.03	0.20
As at 30 September 2023	13.05	4.60	17.65
Net carrying value			
As at 1 April 2022	1.42	0.21	1.63
As at 31 March 2023	0.85	0.12	0.97
As at 30 September 2023	0.68	0.10	0.78




7 Investment in subsidiaries and associates

	As at 30 September 2023		As at 31 March 2023	
	No. of shares	Amount	No. of shares	Amount
Investment in subsidiaries - Unquoted				
<i>Fully paid up - at cost</i>				
Investment in Tradezeal Online Private Limited (Refer note (i) below)				
Equity shares of INR 10 each	1,10,000	1.10	1,10,000	1.10
Compulsorily Convertible Debentures of INR 100 each	93,25,000	932.50	93,25,000	932.50
Less: Impairment allowance		(1.10)		(1.10)
		932.50		932.50
Investment in Tolexo Online Private Limited				
Equity shares of INR 10 each	70,01,800	70.02	70,01,800	70.02
Less: Impairment allowance		(70.02)		(70.02)
		-		-
Investment in Pay With Indiamart Private Limited				
Equity shares of INR 10 each	1,00,000	1.00	1,00,000	1.00
		1.00		1.00
Investment in Hello Trade Online Private Limited				
Equity shares of INR 10 each	60,000	0.60	60,000	0.60
Less: Impairment allowance		(0.30)	30,000	(0.30)
		0.30		0.30
Investment in Busv Infotech Private Limited				
Equity shares of INR 10 each	45,000	5,000.00	45,000	5,000.00
		5,000.00		5,000.00
Investment in Livekeeping Technologies Private Limited				
Compulsorily Convertible Preference Shares of INR 10 each (at premium of INR 51,138 each)	6,843	350.01	6,843	350.01
Equity shares of INR 10 each (at premium of INR 51,138 each)	2,147	109.81	2,147	109.81
Contractual investment rights		50.50		50.50
Less: Impairment allowance		(52.61)		(52.61)
		457.71		457.71
		<u>6,391.51</u>		<u>6,391.51</u>
Investment in associates - Unquoted				
<i>Fully paid up - at cost</i>				
Investment in Simply Vyapar Apps Private Limited (Refer note (ii) below)				
Compulsory convertible preference shares of INR 100 each (at premium of INR 52,217.90 each)	5954	311.50	5,954	311.50
Bonus shares received on above Compulsory convertible preference shares	1,13,126	-	-	-
Equity shares of INR 10 each (at premium of INR 52,307.90 each)	10	0.52	10	0.52
Bonus shares received on above Equity shares	190	-	-	-
Compulsory convertible preference shares of INR 100 each (at premium of INR 2,90,261 each)	1,809	525.26	1,809	525.26
Bonus shares received on above Compulsory convertible preference shares	34,371	-	-	-
Equity shares of INR 10 each (at premium of INR 2,03,242 each)	444	90.24	444	90.24
Bonus shares received on above Equity shares	8,436	-	-	-
Equity shares of INR 10 each (at premium of INR 2,90,351 each)	137	39.78	137	39.78
Bonus shares received on above Equity shares	2,603	-	-	-
		967.30		967.30
Investment in Mobisy Technologies Private Limited				
Compulsory convertible preference shares of INR 1 each (at premium of INR 776 each)	1,28,593	99.92	1,28,593	99.92
Equity shares of INR 1 each (at premium of INR 776 each)	100	0.07	100	0.07
Compulsory convertible preference shares of INR 1 each (at premium of INR 836 each)	1,19,474	100.00	1,19,474	100.00
Compulsory convertible preference shares of INR 1 each (at premium of INR 1,222 each)	1,05,607	129.20	1,05,607	129.20
Equity shares of INR 1 each (at premium of INR 837 each)	17,750	14.86	17,750	14.86
Equity shares of INR 1 each (at premium of INR 1,222/- each)	17,963	21.98	17,963	21.98
Fair value gain recognised through profit and loss till the date entity has become an associate	-	97.87	-	97.87
		463.90		463.90
Investment in Ten Times Online Private Limited				
Equity shares of INR 10 each (at premium of INR 40 each)	-	-	18,701	0.93
Sale of Equity shares of INR 10 each (INR 64,7024)	-	-	18,701	(1.21)
Gain on sale of Investment during the year	-	-	-	0.28
		-		-
Investment in IB Monotaro Private Limited				
Equity shares of INR 10 each (at premium of INR 1,274.15 each)	8,11,250	1,041.77	8,11,250	1,041.77
Investment in Equity shares of INR 10 each (at premium of INR 1,275.24/- each)	1,06,876	137.36		-
(Refer note (iii) below)		1,179.13		-
		<u>2,610.33</u>		<u>2,472.97</u>
Total investment in subsidiaries and associates		<u>9,001.84</u>		<u>8,864.49</u>
Aggregate carrying value of unquoted investments		9,001.84		8,864.49
Aggregate impairment in value of investments		124.03		124.03

Notes:

- The instrument is classified as equity as it meets the 'fixed for fixed' evaluation criteria. Further, the interest on the instrument is payable at the discretion of Tradezeal Online Private Limited.
- During the period ended 30 September 2023, the Company has received bonus shares from Simply Vyapar Private Limited in the ratio of 1:19 (i.e. 19 Bonus shares for every 1 existing share).
- During the period ended 30 September 2023, the Company has further invested INR 137.36 into the equity shares of IB Monotaro Private Limited as a part of right issue resulting in increase of its equity ownership on fully converted and diluted basis to 26.70% from 26.00%.



8 Financial assets

	As at 30 September 2023	As at 31 March 2023
i) Investments		
Non-current		
a) Investment in subsidiaries at FVTPL	115.50	115.50
b) Investment in other entities at FVTPL	1,661.60	1,661.60
c) Investment in debt instruments of associates - Unquoted (measured at FVTPL)	80.00	80.00
	<u>1,857.10</u>	<u>1,857.10</u>
Current		
Investment in mutual funds and exchange traded funds at FVTPL	12,102.59	10,784.53
Investment in bonds and debentures at FVTPL	4,864.98	10,250.96
Investments in Investment Trust- Quoted (measured at FVTPL)	337.30	484.19
	<u>17,304.87</u>	<u>21,519.68</u>

Non-current investments

a) Investment in debt instruments of subsidiaries (fully paid-up)

	As at 30 September 2023		As at 31 March 2023	
	No. of shares	Amount	No. of shares	Amount
Unquoted (measured at FVTPL)				
Investment in Tolexo Online Private Limited				
Optionally Convertible Cumulative Redeemable Preference Shares of INR 10 each (Refer note (i) below)	2,09,89,275		2,09,89,275	
Opening balance	-		20.71	
Fair value loss recognised through profit and loss during the year	-		<u>(20.71)</u>	
Optionally Convertible Cumulative Redeemable Preference Shares of INR 10 each (at premium of INR 90 each) (Refer note (i) below)	12,98,050		12,98,050	1.13
Fair value loss recognised through profit and loss during the year	-		<u>(1.13)</u>	
Optionally Convertible Cumulative Redeemable Preference Shares of INR 10 each (at premium of INR 40 each) (Refer note (i) below)	1,89,000		1,89,000	0.16
Fair value loss recognised through profit and loss during the year	-		<u>(0.16)</u>	
Investment in Tradezeal Online Private Limited				
Optionally Convertible Cumulative Redeemable Preference Shares of INR 10 each (Refer note (i) below)	78,70,000	60.00	78,70,000	60.00
Investment in Pay With Indiamart Private Limited				
Optionally Convertible Cumulative Redeemable Preference Shares of INR 10 each (at premium of INR 10 each) (Refer note (i) below)	27,75,000	55.50	27,75,000	55.50
		<u>115.50</u>		<u>115.50</u>

b) Investment in other entities (fully paid up)

Unquoted (measured at FVTPL)

Investment in Mynd Solutions Private Limited

Equity shares of INR 10 each (at premium of INR 87.21 each)	24,74,637	240.56	33,36,489	324.34
Sale of equity shares of Mynd Solutions Private Limited	-		(8,61,852)	(83.78)
Compulsory convertible preference shares of INR 10 each INR (at premium of INR 149.32 each)	15,10,656	240.68	15,10,656	240.68
Fair value gain recognised through profit and loss till date	-	96.12	-	96.12
		577.36		577.36

Investment in Zimyo consulting Private Limited

Compulsory convertible preference shares of INR 10 each (at premium of INR 86306.32/- each)	1,870	161.41	1,870	161.41
Equity shares of INR 10 each (at premium of INR 86,306.32/- each)	100	8.63	100	8.63
		170.04		170.04

Investment in Fleetx Technologies Private Limited

Compulsory convertible preference shares of INR 10 each (at premium of INR 67,420/- each)	10,323	696.08	10,323	696.08
Equity shares of INR 10 each (at premium of INR 57,315/- each)	3,805	218.12	3,805	218.12
		914.20		914.20
		<u>1,661.60</u>		<u>1,661.60</u>

c) Investment in debt instruments of associates

Unquoted (measured at FVTPL)

Investment in Mobisy Technologies Private Limited

Investment in Compulsory convertible Debentures of INR 1,000/- each in Mobisy Technologies Private Limited	80,000	80.00	80,000	80.00
		80.00		80.00

Total non-current investments (a+b+c)


1,857.10

1,857.10

Notes:

i). The Company has invested in optionally convertible cumulative redeemable preference shares ('OCCRPS') of its subsidiaries. Based on the terms of OCCRPS, these have been classified as financial instruments in the nature of financial assets to be measured at fair value. Fair value of these instruments has been determined based on market multiples / replacement cost method / discounted cash flow valuation technique using cash flow projections and discount rate. Gain/loss on subsequent re-measurement is recognised through Statement of Profit and Loss.

ii). The Company has investment in compulsory convertible preference shares and equity shares of other entities, based on the terms of these instruments they are being measured at fair value through profit and loss.




IndiaMART InterMESH Limited


Notes to Condensed Standalone Interim Financial Statements for the period ended 30 September 2023

(Amount in INR million, unless otherwise stated)

	As at 30 September 2023		As at 31 March 2023	
	No. of units	Amount	No. of units	Amount
Current investments				
<i>Investment in mutual funds and exchange traded funds - Quoted (measured at FVTPL)</i>				
Aditya Birla Sun Life Corporate Bond Fund	1,16,44,141	1,155.67	1,16,44,141	1,113.24
Aditya Birla Sun Life Money Manager Fund - Direct	13,736	4.51	-	-
Aditya Birla Sun Life Liquid Fund	-	-	2,500	0.91
Aditya Birla Sun Life Nifty SDL Apr 2027 Index Fund	3,91,18,998	422.74	3,91,18,998	409.46
Axis Corporate Debt Fund	87,77,620	136.45	87,77,620	131.42
Bharat Bond ETF April-2023	-	-	4,00,000	491.63
Bharat Bond ETF April-2025	8,20,419	947.70	3,79,992	423.31
Edelweiss NIFTY PSU Bond Plus SDL Apr 2026 50:50 Index Fund	4,74,76,047	543.44	4,74,76,047	525.57
Edelweiss CRISIL IBX 50:50 Gilt Plus SDL Apr 2037 Index Fund	4,77,54,473	522.19	4,77,54,473	500.05
Edelweiss Arbitrage Fund	19,38,940	35.23	-	-
HDFC Low Duration Fund	1,54,29,585	843.59	1,54,29,585	810.37
HDFC Corporate Bond Fund	47,38,647	136.31	47,38,647	130.88
ICICI Prudential Savings Fund	14,43,254	695.08	14,43,254	667.64
ICICI Prudential Money Market Fund	1,558	0.52	-	-
ICICI Prudential Liquid Fund	340	0.12	-	-
ICICI Prudential Corporate Bond Fund	2,06,88,321	561.04	2,06,88,321	538.47
ICICI Prudential Nifty SDL Dec 2028 Index Fund	4,82,19,177	521.24	4,82,19,177	502.67
ICICI Prudential Overnight Fund	40,088	50.04	-	-
Kotak Corporate Bond Fund	2,16,768	736.87	2,16,768	710.18
Kotak Equity Arbitrage Fund	83,37,732	291.33	15,80,642	53.03
Kotak Nifty SDL Apr 2027 Top 12 Equal Weight Index Fund	4,48,35,182	479.52	4,48,35,182	464.84
Kotak Nifty SDL Apr 2032 Top 12 Equal Weight Index Fund	9,46,02,577	1,037.34	9,46,02,577	990.38
Kotak Low Duration Fund	212	0.67	-	-
Nippon India Dynamic Bond Fund	2,49,40,628	856.13	2,49,40,628	822.49
Nippon India Corporate Bond Fund	4,189	0.23	-	-
SBI Nifty 50 ETF	1,00,000	20.47	14,50,000	260.41
SBI S&P BSE Sensex ETF	6,48,000	460.57	6,48,000	408.88
SBI Nifty Index Fund	5,02,335	89.82	5,02,335	78.85
SBI Magnum Constant Maturity Fund	91,91,798	518.75	91,91,798	500.27
SBI Arbitrage Opportunities Fund	2,19,22,524	690.34	-	-
UTI Nifty 50 ETF	13,50,000	284.53	1,35,000	249.57
UTI Arbitrage Fund	18,43,622	60.15	-	-
Total		12,102.59		10,784.53
<i>Investment in bonds and debentures- Quoted (measured at FVTPL)</i>				
Bank of Baroda Perpetual Bond	10	99.60	10	102.85
Bajaj Finance bond	-	-	200	197.48
Canara Bank perpetual bond	30	307.98	30	304.85
Export Import bank of India bond	-	-	200	196.16
HDFC Bank Perpetual Bond	20	199.81	20	205.59
HDFC Ltd Coupon Bond	500	518.19	800	802.57
India Infra debt Ltd Bond	100	102.14	100	99.02
IRFC Ltd Bond	-	-	250	255.18
ICICI Home Finance Company Ltd MLD	-	-	150	153.98
ICICI Bank Infra Bond	-	-	100	103.29
Kotak Mahindra Investment Ltd Zero Coupon Bond	200	191.47	200	184.23
Tata Cleantech MLD	-	-	200	203.95
LIC Housing Finance Bond	-	-	1,000	1,020.54
Mahindra & Mahindra Zero Coupon Bond	200	176.82	200	169.78
NABARD Bond	900	893.27	1,750	1,732.86
Piramal Enterprises MLD	-	-	180	197.46
Punjab National Bank Perpetual Bond	10	105.67	10	100.83
Power Grid Corporation of India Limited Bond	55	74.64	55	71.84
Power Finance Corporation Ltd - Bond	1,058	163.55	558	577.90
REC Bond	100	100.83	998	1,042.77
State Bank of India Perpetual Bond	210	1,126.27	210	1,141.85
State Bank of India Tier-II Bond	500	497.38	500	490.53
Shriram Transport MLD	-	-	100	114.30
SIDBI Bond	150	150.43	650	629.46
Union Bank Perpetual Bond	15	156.93	15	151.69
Total		4,864.98		10,250.96
<i>Investments in Investment Trust- Quoted (measured at FVTPL)</i>				
Powergrid InvIT	32,91,399	337.30	39,51,962	484.19
		337.30		484.19
Aggregate book value of quoted investments		17,304.87		21,519.68
Aggregate market value of quoted investments		17,304.87		21,519.68
Aggregate carrying value of unquoted investments		1,857.10		1,857.10



	As at 30 September 2023	As at 31 March 2023
ii) Loans (measured at amortised cost)		
Non current		
Considered good- Unsecured		
Loans to employees*	1.36	0.84
	<u>1.36</u>	<u>0.84</u>
Current		
Considered good- Unsecured		
Loans to employees*	3.23	4.36
	<u>3.23</u>	<u>4.36</u>
Notes:		
*Represent interest free loans to employees, which are generally recoverable within 24 monthly instalments.		
iii) Others (measured at amortised cost)		
Non-current (unsecured, considered good unless stated otherwise)		
Security deposits	44.96	40.67
	<u>44.96</u>	<u>40.67</u>
Current (unsecured, considered good unless stated otherwise)		
Security deposits	11.38	5.51
Amount recoverable from payment gateway	48.75	126.03
Other receivables *	1.45	3.15
	<u>61.58</u>	<u>134.69</u>
Notes:		
Security deposits are non-interest bearing and are generally on term of 3 to 9 years.		
* Refer Note 30 for outstanding balances pertaining to related parties.		
9 Trade receivables		
Unsecured, considered good unless stated otherwise		
Trade receivables	9.90	13.82
Receivables from related parties (Refer note 30)	1.76	2.00
Total	<u>11.66</u>	<u>15.82</u>
Notes:		
a) No trade receivables are due from directors or other officers of the Company either severally or jointly with any other person.		
b) For terms and conditions relating to related party receivables, Refer Note 30.		
c) Trade receivables are non-interest bearing and are generally on terms of 30 to 180 days.		
10 Cash and bank balances		
a) Cash and cash equivalents		
Cheques on hand	94.29	237.90
Balance with bank		
- On current accounts	190.32	263.19
Total Cash and cash equivalents	<u>284.61</u>	<u>501.09</u>
Note:		
Cash and cash equivalents for the purpose of cash flow statement comprise cash and cash equivalents as shown above.		
b) Bank balances other than cash and cash equivalents		
- Earmarked balances with banks*	71.24	1.66
Amount disclosed under current bank deposits	<u>71.24</u>	<u>1.66</u>
* Earmarked balances includes below items :-		
- Unclaimed/Unpaid dividend	0.13	0.13
- Bank balance with Indiamart Employee Benefit Trust	1.57	1.53
- Corporate Social Responsibility(CSR) unspent bank account balance	4.40	-
- FDR's on lien - buyback	65.13	-
- FDR's on lien - Others	0.01	-
11 Other assets		
Non-current (unsecured, considered good unless stated otherwise)		
Prepaid expenses	2.91	0.54
Total	<u>2.91</u>	<u>0.54</u>
Current (unsecured, considered good unless stated otherwise)		
Advances recoverable	12.94	8.84
Indirect taxes recoverable	15.06	12.37
Prepaid expenses	36.78	26.06
Others	-	0.03
Total	<u>64.78</u>	<u>47.30</u>



12 Share capital


<u>Authorised equity share capital (INR 10 per share)</u>	Number of shares	Amount
As at 1 April 2022	9,94,42,460	994.42
As at 31 March 2023	9,94,42,460	994.42
As at 30 September 2023	9,94,42,460	994.42
<u>Authorised 0.01% cumulative preference share capital (INR 328 per share)</u>	Number of shares	Amount
As at 1 April 2022	3	0.00
As at 31 March 2023	3	0.00
As at 30 September 2023	3	0.00
<u>Issued equity share capital (subscribed and fully paid up) (INR 10 per share)</u>	Number of shares	Amount
As at 1 April 2022	3,05,52,990	305.53
Equity shares issued to Indiamart Employee Benefit Trust during the year (refer note (a) below)	2,10,000	2.10
Equity shares issued during the earlier period to Indiamart Employee Benefit Trust and transferred to employees pursuant to SAR/ESOP exercised during the year (refer note (a) below)	11,584	0.12
Equity shares issued during the year and held by Indiamart Employee Benefit Trust as at year end (refer note (a) below)	(35,353)	(0.36)
Equity shares extinguished on buy back during the year	(1,60,000)	(1.60)
As at 31 March 2023	3,05,79,221	305.79
Bonus issue during the period (refer note 1 below)	3,06,14,574	306.15
Bonus shares issued during the period and held by Indiamart Employee Benefit Trust (refer note (a) below)	(35,353)	(0.36)
Equity shares extinguished on buy back during the period (refer note 2 below)	(12,50,000)	(12.50)
Equity shares issued during the earlier period to Indiamart Employee Benefit Trust and transferred to employees pursuant to SAR/ESOP exercised during the period (refer note (a) below)	2,934	0.03
As at 30 September 2023	5,99,11,376	599.11

Notes:

- During the period ended 30 September 2023, the Company has issued and allotted 30,614,574 fully paid up Bonus Equity shares of 10 each on 22 June 2023 in the ratio of 1:1 (i.e. 1 Bonus Equity shares for every 1 existing equity share of the Company) to the shareholders who held shares on 21 June 2023 i.e. Record date.
- The Board of Directors at its meeting held on 20 July 2023, approved a proposal to buy-back upto 12,50,000 equity shares of the Company for an aggregate amount not exceeding INR 5,000, being 2.04% of the total paid up equity share capital at 4,000 per equity share. A Letter of Offer was made to all eligible shareholders. The Company bought back 12,50,000 equity shares out of the shares that were tendered by eligible shareholders and extinguished the equity shares on 25 September 2023. Capital redemption reserve was created to the extent of share capital extinguished of INR 12.50. The buyback results in a cash outflow of INR 6,198.67 (including transaction costs of INR 36.78 and tax on buyback of INR 1,161.89). The Company funded the buyback from its free reserves including Securities Premium as explained in Section 68 of the Companies Act, 2013.

a) Shares held by Indiamart employee benefit trust against employees share based payment plans (face value: INR 10 each)

	As at 30 September 2023		As at 31 March 2023	
	Number	Amount	Number	Amount
Opening balance	35,353	0.36	11,584	0.12
Purchased during the period/year	-	-	2,10,000	2.10
Bonus issued during the period/year	35,353	0.36	-	-
Transfer to employees pursuant to SAR/ESOP exercised	(2,934)	(0.03)	(1,86,231)	(1.86)
Closing Balance	67,772	0.69	35,353	0.36




13 Other equity


	As at 30 September 2023	As at 31 March 2023
Securities premium	9,038.42	15,522.50
Capital redemption reserve	12.50	1.60
General reserve	-	8.45
Employee share based payment reserve	386.37	256.53
Retained earnings	5,727.16	4,549.23
Total other equity	15,164.45	20,338.31

Nature and purpose of reserves and surplus:

- a) **Securities premium:** The Securities premium account is used to record the premium on issue of shares and is utilised in accordance with the provisions of the Companies Act, 2013.
- b) **Capital redemption reserve:** The Capital redemption reserve is created when company purchases its own shares out of free reserves or securities premium. A sum equal to the nominal value of the shares so purchased is transferred to capital redemption reserve. The reserve is utilised in accordance with the provisions of section 69 of the Companies Act, 2013.
- c) **General reserve:** The general reserve is used from time to time to transfer profits from retained earnings for appropriation purposes, as the same is created by transfer from one component of equity to another.
- d) **Employee share based payment reserve:** The Employee share based payment reserve is used to recognise the compensation related to share based awards issued to employees under Company's Share based payment scheme.
- e) **Retained earnings:** Retained earnings represent the amount of accumulated earnings of the Company, and re-measurement gains/losses on defined benefit plans.



14 Trade payables*	As at 30 September 2023	As at 31 March 2023
Payable to micro, small and medium enterprises**	-	-
Other trade payables	-	-
- Outstanding dues to others	1.27	0.15
Accrued expenses	235.28	254.64
Total	236.55	254.79
* Refer note 30 for outstanding balances pertaining to related parties.		
** MSME as per the Micro, Small and Medium Enterprises Development Act, 2006.		
15 Lease and other financial liabilities	As at 30 September 2023	As at 31 March 2023
Lease liabilities		
Non current	346.92	340.28
Current	129.22	118.80
Total	476.14	459.08
Other financial liabilities		
Non-current		
Derivative contract liability*	34.84	50.50
Total	34.84	50.50
Current		
Payable to employees	167.54	208.69
Security deposits	-	0.78
Derivative contract liability*	26.06	-
Other payable**	12.36	8.57
Total	205.96	218.04
* This pertains to the liability on account of embedded derivative as per the shareholders agreement of Livekeeping Technologies Private Limited.		
**Includes unclaimed/unpaid dividend of INR 0.13 (31 March 2023: INR 0.13) and buy back expenses of INR 4.47 (31 March 2023 : Nil).		
16 Provisions	As at 30 September 2023	As at 31 March 2023
Non-current		
Provision for employee benefits (Refer Note 27)		
Provision for gratuity	70.25	91.64
Provision for Leave encashment	112.86	92.67
Total	183.11	184.31
Current		
Provision for employee benefits (Refer Note 27)		
Provision for gratuity	32.06	30.58
Provision for leave encashment	31.10	20.57
Provision-others*	15.38	15.38
Total	78.54	66.53
* Contingency provision towards indirect taxes. There is no change in this provision during the period ended 30 September 2023.		
17 Contract and other liabilities	As at 30 September 2023	As at 31 March 2023
Contract liabilities*		
Non-current		
Deferred revenue	4,517.95	4,152.24
Total	4,517.95	4,152.24
Current		
Deferred revenue	7,160.99	6,558.67
Advances from customers	370.59	633.07
Total	7,531.58	7,191.74
Total	12,049.53	11,343.98
Other liabilities-Current		
Statutory dues		
Tax deducted at source payable	32.37	50.62
GST payable	142.63	287.41
Others	13.28	11.19
Total	188.28	349.22
* Contract liabilities include consideration received in advance to render web services in future periods. Refer Note 30 for outstanding balances pertaining to related parties.		
18 Income tax assets (net)	As at 30 September 2023	As at 31 March 2023
Income tax assets and liabilities (net of provisions)		
Non current		
Income tax assets	686.03	1,681.21
Less: Provision for income tax	(634.96)	(1,615.72)
Tota non current tax assets (net)	51.07	65.49
Current		
Income tax assets	1,342.17	884.08
Less : Provision for income tax	(1,338.61)	(919.91)
Tota current tax assets/(liability) (net)	3.56	(35.83)



IndiaMART InterMESH Limited**Notes to Condensed Standalone Interim Financial Statements for the period ended 30 September 2023**

(Amount in INR million, unless otherwise stated)

19 Revenue from operations

Set out below is the disaggregation of the Company's revenue from contracts with customers:

	For the quarter ended 30 September 2023	For the quarter ended 30 September 2022	For the six months ended 30 September 2023	For the six months ended 30 September 2022
Sale of services				
Income from web services	2,774.89	2,231.93	5,421.59	4,320.81
Advertisement and marketing services	31.77	59.18	61.46	103.37
Total	2,806.66	2,291.11	5,483.05	4,424.18

Changes in the contract liability balances during the period are as follows:

	For the quarter ended 30 September 2023	For the quarter ended 30 September 2022	For the six months ended 30 September 2023	For the six months ended 30 September 2022
Opening balance at the beginning of the period	11,645.43	9,065.97	11,343.98	9,065.97
Less: Revenue recognised from contract liability balance at the beginning of the period	(2,256.96)	(3,148.33)	(3,972.54)	(4,328.80)
Add: Amount received from customers during the period	3,210.76	4,935.80	6,188.60	7,668.01
Less: Revenue recognised from amounts received during the period	(549.70)	(1,275.85)	(1,510.51)	(2,497.36)
Closing balance at the end of the period	12,049.53	9,577.59	12,049.53	9,907.82



	For the quarter ended 30 September 2023	For the quarter ended 30 September 2022	For the six months ended 30 September 2023	For the six months ended 30 September 2022
20 Other income				
Fair value gain/(loss) on measurement and income from sale of financial assets				
-Fair value gain/(loss) (net) on measurement, interest and income from sale of mutual funds, exchange traded funds, bonds, debentures, units of alternative investment funds and investment trust	317.07	306.21	857.47	264.50
-Fair value loss on measurement of derivative contract liability	(0.80)	(8.50)	(10.40)	(8.50)
- on bank deposits	1.05	0.13	1.13	2.96
- on corporate deposits and loans	-	-	-	1.73
- on security deposits	0.75	0.92	1.47	1.56
Dividend Income	1.74	2.48	4.11	5.17
Gain on de-recognition of Right-of-use assets	1.80	0.68	2.27	3.03
Liabilities and provisions no longer required written back	0.12	0.21	0.45	0.77
Net gain on disposal of property, plant and equipment	0.15	(0.02)	0.17	1.80
Miscellaneous income	2.08	2.64	4.63	4.38
Total	323.96	369.24	861.30	341.89
21 Employee benefits expense				
Salaries, allowance and bonus	1,104.05	812.25	2,137.98	1,589.61
Gratuity expense	16.41	15.05	32.04	29.99
Leave encashment expense	15.76	17.96	36.30	19.44
Contribution to provident and other funds	17.17	10.42	33.06	20.20
Employee share based payment expense	73.72	84.05	138.74	157.11
Staff welfare expenses	11.17	3.72	23.97	6.84
Total	1,238.28	943.45	2,402.09	1,823.19
22 Finance costs				
Interest cost of lease liabilities	11.50	11.93	22.33	24.16
Total	11.50	11.93	22.33	24.16
23 Depreciation and amortisation expense				
Depreciation of property, plant and equipment (Refer Note 4)	23.21	20.52	44.41	29.94
Depreciation of Right-of-use assets (Refer Note 5)	27.30	25.83	51.02	50.97
Amortisation of intangible assets (Refer Note 6)	0.10	0.17	0.20	0.33
Total	50.61	46.52	95.63	81.24



IndiaMART InterMESH Limited
Notes to Condensed Standalone Interim Financial Statements for the period ended 30 September 2023

(Amount in INR million, unless otherwise stated)

24 Other expenses	For the quarter ended 30 September 2023	For the quarter ended 30 September 2022	For the six months ended 30 September 2023	For the six months ended 30 September 2022
Content development expenses	72.47	70.55	142.69	132.12
Buyer Engagement Expenses	31.79	33.68	61.35	68.92
Customer Support Expenses	70.69	50.89	133.97	96.32
Outsourced sales cost	362.19	327.98	733.41	643.43
Internet and other online expenses	126.93	118.97	247.73	218.79
Rates and taxes	1.48	0.51	4.85	1.84
Outsourced support cost	4.20	4.10	7.68	8.04
Advertisement expenses	5.46	4.05	8.83	6.15
Power and fuel	4.77	3.90	9.41	7.37
Repair and maintenance:				
- Plant and machinery	2.74	1.95	4.03	3.01
- Others	13.63	8.50	23.98	15.66
Travelling and conveyance	11.07	8.28	22.14	14.74
Recruitment and training expenses	7.02	10.46	13.73	15.08
Legal and professional fees	4.60	8.43	17.66	51.51
Directors' sitting fees	2.10	1.05	3.90	2.31
Auditor's remuneration	1.79	1.59	3.57	3.35
Insurance expenses	15.92	10.96	26.86	21.30
Collection charges	8.07	6.94	14.75	13.29
Corporate social responsibility activities expenses	5.74	18.13	14.87	19.23
Rent	9.11	3.87	17.30	7.01
Miscellaneous expenses	1.15	0.76	2.60	1.59
Total	762.92	695.55	1,517.31	1,351.06

25 Earnings per share (EPS)

Basic EPS amounts are calculated by dividing the earnings for the period attributable to equity holders of the Company by the weighted average number of equity shares outstanding during the period.

Diluted EPS are calculated by dividing the earnings for the period attributable to the equity holders of the Company by weighted average number of equity shares outstanding during the period plus the weighted average number of equity shares that would be issued on conversion of all the dilutive potential equity shares into equity shares. The following reflects the basic and diluted EPS computations:

	For the quarter ended 30 September 2023	For the quarter ended 30 September 2022	For the six months ended 30 September 2023	For the six months ended 30 September 2022
Basic				
Net profit as per the statement of profit and loss for computation of EPS (A)	828.62	742.13	1,781.31	1,230.75
Weighted average number of equity shares used in calculating basic EPS (B)	6,10,77,909	6,08,91,294	6,11,17,955	6,09,94,552
Basic earnings per equity share (A/B)	13.57	12.19	29.15	20.18
Diluted				
Weighted average number of equity shares used in calculating basic EPS*	6,10,77,909	6,08,91,294	6,11,17,955	6,09,94,552
Potential equity shares*	1,35,823	2,39,118	1,26,759	2,98,027
Total no. of shares outstanding (including dilution) (C)	6,12,13,732	6,11,30,412	6,12,44,714	6,12,92,579
Diluted earnings per equity share (A/C)	13.54	12.14	29.09	20.08

There are potential equity shares for the period 30 September 2023 and 30 September 2022 in the form of share based awards granted to employees which have been considered in the calculation of diluted earning per share.

*Previous period numbers are adjusted for bonus shares issued during the current period.



26 Income tax

a) Income tax expense/(income) recognised in Statement of profit and loss

Particulars	For the quarter ended 30 September 2023	For the quarter ended 30 September 2022	For the six months ended 30 September 2023	For the six months ended 30 September 2022
Current tax expense				
Current tax for the period	236.82	206.28	418.70	421.61
	<u>236.82</u>	<u>206.28</u>	<u>418.70</u>	<u>421.61</u>
Deferred tax expense/(benefit)				
Relating to origination and reversal of temporary differences	1.87	14.49	106.98	(165.93)
	<u>1.87</u>	<u>14.49</u>	<u>106.98</u>	<u>(165.93)</u>
Total income tax expense	<u>238.69</u>	<u>220.77</u>	<u>525.68</u>	<u>255.68</u>

The effective tax rate has been increased to 22.79% for the period ended 30 September 2023 from 17.20% for the period ended 30 September 2022, primarily on account of long term capital gain realised on sale of mutual funds units and investments taxed at lower rate in the previous period.

b) Income tax recognised in other comprehensive income/(loss) (OCI)

Deferred tax related to items recognised in OCI during the period

Particulars	For the quarter ended 30 September 2023	For the quarter ended 30 September 2022	For the six months ended 30 September 2023	For the six months ended 30 September 2022
Net gain/(loss) on remeasurements of defined benefit plans	3.02	12.04	2.76	12.04

c) Reconciliation of Deferred tax assets/(liabilities) (Net):

Particulars	As at 30 September 2023	As at 31 March 2023
Opening balance as of 1 April	19.00	(156.42)
Tax (expense)/ benefit during the period recognised in Statement of profit and loss	(106.98)	188.80
Tax impact during the period recognised in OCI	(2.76)	(13.38)
Closing balance at the end of the period	<u>(90.74)</u>	<u>19.00</u>

The Company offsets tax assets and liabilities if and only if it has a legally enforceable right to set off current tax assets and current tax liabilities, and deferred tax assets and deferred tax liabilities relate to income taxes levied by the same tax authority.

27 Defined benefit plan and other long-term employee benefit plan

The Company has a defined benefit gratuity plan. Every employee who has completed statutory defined period of service gets a gratuity on departure at 15 days salary (last drawn salary) for each completed year of service. The scheme is funded with insurance company in form of qualifying insurance policy. This defined benefit plan exposes the Company to actuarial risks, such as longevity risk, interest rate risk and salary risk.

The amount included in the balance sheet arising from the Company's obligation in respect of its gratuity plan and leave encashment is as follows:

Gratuity - defined benefit plan

	As at 30 September 2023	As at 31 March 2023
Present value of defined benefit obligation	358.79	332.44
Fair value of plan assets	(256.48)	(210.22)
Net liability arising from defined benefit obligation	<u>102.31</u>	<u>122.22</u>

Leave encashment - other long-term employee benefit plan

	As at 30 September 2023	As at 31 March 2023
Present value of other long-term employee benefit	143.96	113.24
Net liability arising from other long-term employee benefit	<u>143.96</u>	<u>113.24</u>




28 Fair value measurements

a) Category wise details as to carrying value, fair value and the level of fair value measurement hierarchy of the Company's financial instruments are as follows:

	Level	As at 30 September 2023	As at 31 March 2023
Financial assets			
a) Measured at fair value through profit or loss (FVTPL)			
- Investment in mutual funds and exchange traded funds(Refer Note b(ii) below)	Level 1	12,102.59	10,784.53
-Investments in Investment Trust (Refer Note b(iii) below)	Level 1	337.30	484.19
- Investment in bonds & debentures (Refer Note b(v) below)	Level 2	4,864.98	10,250.96
- Investment in debt instruments of subsidiaries and equity/preference instruments of other entities (Refer Note b(iv) below)	Level 3	1,777.10	1,777.10
- Investment in debt instruments of associates at FVTPL (Refer Note b(vi) below)	Level 3	80.00	80.00
		<u>19,161.97</u>	<u>23,376.78</u>
b) Measured at amortised cost (Refer Note b(i) and (ii) below)			
- Trade receivables		11.66	15.82
- Cash and cash equivalents		284.61	501.09
- Loans to employees		4.59	5.21
- Security deposits		56.34	46.18
- Deposits with Banks		71.24	1.66
- Other financial assets		50.19	129.18
		<u>478.63</u>	<u>699.14</u>
Total (a+b)		<u>19,640.60</u>	<u>24,075.92</u>
Financial liabilities			
a) Measured at fair value through profit or loss (FVTPL)			
- Other financial liabilities (Refer Note b(vi) below)	Level 3	60.90	50.50
		<u>60.90</u>	<u>50.50</u>
b) Measured at amortised cost (Refer Note b(i) and (ii) below)			
- Trade payables		236.55	254.79
- Security deposits		-	0.78
- Other financial liabilities		179.90	217.26
- Lease liabilities		476.13	459.08
		<u>892.58</u>	<u>931.91</u>
Total		<u>953.48</u>	<u>982.41</u>

b) The following methods / assumptions were used to estimate the fair values:

- The carrying value of Deposits with Banks, trade receivables, cash and cash equivalents, loans to employees, trade payables, security deposits, lease liabilities and other financial assets and other financial liabilities measured at amortised cost approximate their fair value due to the short-term maturities of these instruments. These have been assessed basis counterparty credit risk.
- The fair value of non-current financial assets and financial liabilities are determined by discounting future cash flows using current rates of instruments with similar terms and credit risk. The current rates used do not reflect significant changes from the discount rates used initially. Therefore, the carrying value of these instruments measured at amortised cost approximate their fair value.
- Fair value of quoted mutual funds, exchange traded funds and investment trust is based on quoted market prices at the reporting date. We do not expect material volatility in these financial assets.
- Fair value of debt instruments of subsidiaries, equity/preference instruments of other entities is estimated based on replacement cost method / discounted cash flows / market multiple valuation technique using cash flow projections, discount rate and credit risk and are classified as Level 3.
- Fair value of the quoted bonds and debentures is determined using observable market's inputs and is classified as Level 2.
- Fair value of derivative contract liability is determined using Monte Carlo Simulation method and is classified as Level 3.
- Fair value of debt instruments of associates is estimated based on replacement cost method / discounted cash flows / market multiple valuation technique using cash flow projections, discount rate and credit risk and are classified as Level 3.



c) Following table describes the valuation techniques used and key inputs thereto for the level 3 financial assets as of 31 March 2023 :


Financial assets	Valuation technique(s)	Significant Unobservable input	Inter-relationship between significant unobservable input and fair value measurement
Investment in debt instruments of subsidiaries and equity/preference instruments of other entities			
Pay With Indiamart Private Limited and Tradezeal Online Private Limited	Market multiple approach	Market multiples (Comparable Companies)	The estimated fair value of investment in subsidiaries and other entities will Increase/ (decrease) if the Market multiple is higher/ (lower)
Zimyo Consulting Private Limited, Fleets Technologies Private Limited and Mynd Solutions Private Limited	Market multiple approach and discounted cash flow approach	i) Discount rate ii) Revenue growth rate iii) Market multiples (Comparable Companies)	The estimated fair value of investment in other entities will Increase/ (decrease) if the revenue growth rate and Market multiple is higher/ (lower). The estimated fair value of investment in other entities will Increase/ (decrease) if the Discount Rate is (lower)/higher.
Tolexo Online Private Limited	Replacement cost method	Replacement cost	NA
Financial Liability			
Derivative contractual Liability	Valuation technique Monte Carlo Simulation method	Significant Unobservable input i) Discount rate ii) Revenue growth rate iii) Market multiples (Comparable Companies)	Inter-relationship between significant unobservable input and fair value measurement The estimated fair value of derivative contract liability will Increase/ (decrease) if the Discount Rate, revenue growth rate and Market multiple is higher/ (lower). The estimated fair value of derivative contract liability will Increase/ (decrease) if the Discount Rate is (lower)/higher.

For the period ended 30 September 2023, there is no material change in the significant unobservable inputs and sensitivity from the period ended 31 March 2023 for investment made in other entities, and * debt instruments of subsidiaries.

d) Reconciliation of level 3 fair value measurements

	Investment in Optionally Convertible Cumulative Redeemable Preference instruments of subsidiaries			
	For the quarter ended 30 September 2023	For the quarter ended 30 September 2022	For the six months ended 30 September 2023	For the six months ended 30 September 2022
Opening balance	-	137.50	115.50	137.50
Closing balance	-	137.50	115.50	137.50
	Investment in equity/preference instruments of other entities/investment in debt instruments of associates			
	For the quarter ended 30 September 2023	For the quarter ended 30 September 2022	For the six months ended 30 September 2023	For the six months ended 30 September 2022
Opening balance	-	1,631.15	1,795.13	1,631.15
Closing balance	-	1,695.64	1,795.13	1,695.64
	Derivative contract Liability			
	For the quarter ended 30 September 2023	For the quarter ended 30 September 2022	For the six months ended 30 September 2023	For the six months ended 30 September 2022
Opening balance	60.10	50.50	50.50	-
Additions	-	-	-	50.50
Loss recognised in profit or loss	0.80	8.50	10.40	8.50
Closing balance	60.90	59.00	60.90	59.00

e) During the period ended 30 September 2023 and 30 September 2022, there were no transfers due to re-classification into and out of Level 3 fair value measurements.



29 Segment information

As per Ind AS 108 "Operating Segments", the Company has disclosed the segment information only as part of consolidated financial statements.

30 Related party transactions

i) Names of related parties and related party relationship:

a) Entity's subsidiaries & associates	Subsidiaries	Hello Trade Online Private Limited Tradezeal Online Private Limited Tolexo Online Private Limited Pay With Indiamart Private Limited Busy Infotech Private Limited (with effect from 06 April 2022) Livekeeping Technologies Private Limited (Formerly known as Finlite Technologies Private Limited) (with effect from 23 May 2022) Livekeeping Private Limited (Subsidiary of Livekeeping Technologies Private Limited, with effect from 23 May 2022)
	Associates	Simply Vyapar Apps Private Limited Ten Times Online Private Limited (ceased to be an associate with effect from 16 March 2023) IB Monotaro Private Limited Mobisy Technologies Private Limited (with effect from 03 November 2022)

b) Key Management Personnel (KMP)

Name	Designation
Dinesh Chandra Agarwal	Managing Director & CEO
Brijesh Kumar Agrawal	Whole time director
Prateek Chandra	Chief financial officer
Manoj Bhargava	Company Secretary
Dhruv Prakash	Non-executive director
Rajesh Sawhney	Independent director
Elizabeth Lucy Chapman	Independent director (Resigned with effect from 07 October 2022)
Vivek Narayan Gour	Independent director
Pallavi Dinodia Gupta	Independent director (Appointed with effect from 20 October 2022)
Aakash Chaudhry	Independent director (Appointed with effect from 20 July 2023)

c) Relatives of Key Management Personnel (KMPs)*

Chetna Agarwal
 Gunjan Agarwal
 Anand Kumar Agrawal
 Meena Agrawal
 Pankaj Agarwal
 Naresh Chandra Agrawal
 Prakash Chandra Agrawal
 Shravani Prakash
 Anjani Prakash
 Megha Bhargava
 Sphurti Gupta

d) Entities where Key Management Personnel (KMP) exercise significant influence*

Mansa Enterprises Private Limited
 Mynd Solutions Private Limited
 S R Dinodia & Co LLP
 Dinesh Chandra Agarwal HUF
 Nanpara Family Trust
 Nanpara Business Trust
 Hamirwasia Business Trust
 Hamirwasia Family Trust

e) Other related parties

Indiamart Employee Benefit Trust (administered Trust to manage employees share based payment plans of the Company)
 Indiamart InterMesh Employees Group Gratuity Assurance Scheme (administered Trust to manage post employment defined benefits of employees of the Company)

*With whom the Company had transactions during the reporting period.

ii) Key management personnel compensation

	For the quarter ended 30 September 2023	For the quarter ended 30 September 2022	For the six months ended 30 September 2023	For the six months ended 30 September 2022
Short-term employee benefits	43.13	37.85	86.26	76.36
Post-employment benefits	0.04	-	0.17	-
Other long-term employee benefits	0.15	1.15	2.79	1.15
Employee share based payment	7.99	4.26	14.36	8.18
	51.31	43.26	103.58	85.69




30 Related party transactions (Cont'd)

The following table provides the total amount of transactions that have been entered into with the related parties for the relevant financial period:

Particulars	For the quarter ended 30 September 2023	For the quarter ended 30 September 2022	For the six months ended 30 September 2023	For the six months ended 30 September 2022
Entities where KMP exercise Significant influence				
<u>Rent & related miscellaneous expenses</u>				
Mansa Enterprises Private Limited	1.41	0.66	2.50	1.12
<u>Tax consultancy and litigation support service</u>				
S R Dinodia & Co LLP	0.23	-	0.97	-
KMP and relatives of KMP's				
<u>Recruitment and training expenses</u>				
Key management personnel	0.75	0.75	1.50	0.75
<u>Bonus share issued (Face Value 10/- each)</u>				
Key management personnel	-	-	145.54	-
Relatives of Key Management Personnel	-	-	5.72	-
Entities where Key Management Personnel exercise significant influence	-	-	0.60	-
<u>Dividend paid</u>				
Key management personnel	-	29.06	291.09	29.06
Relatives of Key Management Personnel	-	1.13	11.45	1.13
Entities where Key Management Personnel exercise significant influence	-	0.12	1.21	0.12
Director's sitting fees	2.10	1.05	3.90	2.31
<u>Other services availed</u>				
Relatives of Key Management Personnel	0.29	-	0.56	-
Subsidiaries and Associates				
<u>Investment in subsidiaries</u>				
Tradezeal Online Private Limited	-	-	-	212.50
Busy Infotech Private Limited	-	-	-	5,000.00
Livekeeping Technologies Private Limited*	-	-	-	510.32
<u>Investment in associates</u>				
Simply Vyapar Apps Private Limited	-	-	-	39.78
IB Monotaro Private Limited	-	-	137.36	-
<u>Bonus Shares Received</u>				
Simply Vyapar Apps Private Limited	-	-	-	-
-Equity Shares Capital (Face value 10/- each)	-	-	0.11	-
-Compulsory convertible preference shares (Face value 100/- each)	-	-	14.75	-
<u>Web, advertisement & marketing services provided to</u>				
Pay With Indiamart Private Limited	1.50	1.00	2.95	2.04
Simply Vyapar Apps Private Limited	1.33	4.44	3.26	7.40
IB Monotaro Private Limited	0.36	-	0.70	-
Livekeeping Technologies Private Limited	0.05	0.04	0.09	0.05
Busy Infotech Private Limited	0.03	0.07	0.07	0.07
Mynd Solutions Private Limited	5.00	-	5.00	-
<u>Indemnification payments</u>				
Pay With Indiamart Private Limited	0.20	0.06	0.39	0.35
<u>Customer support services availed from</u>				
Pay With Indiamart Private Limited	0.76	0.50	1.45	0.90
<u>Miscellaneous services provided to</u>				
Simply Vyapar Apps Private Limited	-	-	-	0.43
Livekeeping Technologies Private Limited	1.63	0.24	3.07	0.34
Pay With Indiamart Private Limited	0.29	0.23	0.57	0.23
<u>Internet and online services availed from</u>				
Ten Times Online Pvt. Ltd	-	0.02	-	0.05
<u>Purchase of Fixed Assets</u>				
IB Monotaro Private Limited	0.01	-	0.01	-
<u>Share Based payment pertains to subsidiary</u>				
Busy Infotech Private Limited	0.74	-	1.45	-
<u>Indiamart Employee Benefit Trust</u>				
Share capital issued	-	-	-	2.10
Bonus share capital issued	-	-	0.35	-
Dividend paid	-	0.15	0.71	0.15

Terms and conditions of transactions with related parties

The transactions with related parties are entered on terms equivalent to those that prevail in arm's length transactions. Outstanding balances at the period end are unsecured and interest free and settlement occurs in cash. There have been no guarantees provided or received for any related party receivables or payables. This assessment is undertaken each financial period through examining the financial position of the related party and the market in which the related party operates.




30 Related party transactions (Cont'd)

The following table discloses the balances with related parties at the relevant period end:

Balance Outstanding at the period end	As at 30 September 2023	As at 31 March 2023
Subsidiary companies		
<u>Investment in debt instruments of subsidiaries</u> (Measured at FVTPL)		
Tolexo Online Private Limited	-	-
Tradezeal Online Private Limited	60.00	60.00
Pay With Indiamart Private Limited	55.50	55.50
<u>Investment in equity instruments and debentures of subsidiaries (At cost)*</u>		
Tolexo Online Private Limited	70.02	70.02
Tradezeal Online Private Limited	933.60	933.60
Hello Trade Online Private Limited	0.60	0.60
Pay With Indiamart Private Limited	1.00	1.00
Busy Infotech Private Limited	5,000.00	5,000.00
Livekeeping Technologies Private Limited*	459.82	459.82
Associates		
<u>Investment in equity instruments in associates (at cost)</u>		
Simply Vyapar Apps Private Limited	967.30	967.30
IB Monotaro Private Limited	1,179.13	1,041.77
Mobisy Technologies Private Limited	463.90	463.90
<u>Investment in debt instruments in associates (at FVTPL)</u>		
Mobisy Technologies Private Limited	80.00	80.00
<u>Trade receivables</u>		
Simply Vyapar Apps Private Limited	1.76	2.00
<u>Other Receivable</u>		
Busy Infotech Private Limited	1.45	3.15
<u>Trade Payable (including accrued expenses)</u>		
S R Dinodia & Co LLP	0.93	-
Mansa Enterprises Private Limited	0.16	-
Key management personnel	0.25	-
<u>Contract Liabilities</u>		
Simply Vyapar Apps Private Limited	0.48	2.53
Livekeeping Technologies Private Limited	0.03	0.12
Busy Infotech Private Limited	0.22	0.30
IB Monotaro Private Limited	2.86	1.10
<u>Investment in Entities where KMP and Individuals exercise Significant influence (at FVTPL)</u>		
Mynd Solutions Private Limited	577.36	577.36

* Does not include Contractual investment rights of INR 50.50 in Livekeeping technologies private limited



31 The Company has provided following function wise results of operations on a voluntary basis

The management has presented the below function wise results because it also monitors its performance in the manner explained below and it believes that this information is relevant to understanding the Company's financial performance. The basis of calculation is also mentioned for reference.

	For the quarter ended 30 September 2023	For the quarter ended 30 September 2022	For the six months ended 30 September 2023	For the six months ended 30 September 2022
A Revenue from operations	2,806.66	2,291.11	5,483.05	4,424.18
B Customer service cost	(770.54)	(537.40)	(1,462.98)	(1,050.88)
C Surplus over customer service cost (A-B)	2,036.12	1,753.71	4,020.07	3,373.30
Selling & Distribution Expenses	514.38	459.86	1,038.22	898.72
Technology & Content Expenses	496.74	443.86	969.24	827.48
Marketing Expenses	13.62	10.91	25.68	18.60
Depreciation and amortisation	50.61	46.52	95.63	81.24
Other Operating Expenses	205.92	186.97	423.28	378.57
D Total	1,281.27	1,148.12	2,552.05	2,204.61
E Operating profit (C-D)	754.85	605.59	1,468.02	1,168.69
Finance costs	(11.50)	(11.93)	(22.33)	(24.16)
Other income	323.96	369.24	861.30	341.89
F Total	312.46	357.31	838.97	317.73
G Profit before tax (E+F)	1,067.31	962.90	2,306.99	1,486.43
Tax expense	238.69	220.77	525.68	255.68
Profit for the period	828.62	742.13	1,781.31	1,230.75

Below is the basis of classification of various function wise expenses mentioned above:

Customer service cost

Customer service cost primarily consists of employee benefits expense (included on "Employee benefit expense" in Note 21) for employees involved in servicing of our clients; website content charges (included in "Content development expenses" in Note 24); Outsourced service cost i.e. cost of outsourced activities towards servicing of our clients (included on "Customer Support Expenses" in Note 24); PNS charges i.e. rental for premium number service provided to our paying suppliers (included in "Buyer Engagement Expenses" in Note 24); SMS & Email charges i.e. cost of notifications sent to paying suppliers through SMS or email (included in "Buyer Engagement Expenses" in Note 24); Buy Lead Verification & Enrichment i.e. costs incurred in connection with the verification of RFQs posted by registered buyers on Indiamart and provided to our paying suppliers as a part of our subscription packages (included in "Customer Support Expenses" in Note 24); other expenses such as rent, power and fuel, repair & maintenance, travelling & conveyance, Insurance cost allocated based on employee count; collection charges; domain registration & renewal charges (included in "Internet and other online expenses" in Note 24) for serving our clients.

Selling & Distribution Expenses

Selling & Distribution Expenses primarily consists of Outsourced sales cost i.e. costs incurred towards acquisition of new paying suppliers through our outsourced sales team and Channel partners; employee benefits expense for employees involved in acquisition of new paying suppliers; other expenses such as rent, power and fuel, repair & maintenance, travelling & conveyance and Insurance cost allocated based on employee count.

Technology & Content Expenses


Technology and content expenses include employee benefits expense for employees involved in the research and development of new and existing products and services, development, design, and maintenance of our website and mobile application, curation and display of products and services made available on our websites, and digital infrastructure costs; Data Verification & Enrichment i.e. amount paid to third parties to maintain and enhance our database (included in "Content development expenses" in Note 24); PNS charges i.e. rental for premium number service provided to our free suppliers (included in "Buyer Engagement Expenses" in Note 24); SMS & Email charges i.e. cost of notifications sent to buyers and free suppliers through SMS or email (included in "Buyer Engagement Expenses" in Note 24); Buy Lead Verification & Enrichment i.e. costs incurred in connection with the verification of RFQs posted by registered buyers on Indiamart and provided to our free suppliers (included in "Customer Support Expenses" in Note 24); other expenses such as rent, power and fuel, repair & maintenance, travelling & conveyance and Insurance cost allocated based on employee count; Complaint Handling (1-800) Exp. (included in "Customer Support Expenses" in Note 24); Server Exp. (Web Space for Hosting), Software Expenses, Server Exp. (Google Emails-Employees) & Website Support & Maintenance (included in "Internet and other online expenses" in Note 24).

Marketing Expenses

While most of our branding and marketing is done by our sales representatives through meetings with potential customers (included in Selling & Distribution Expenses), our branding is aided by our spending on marketing, such as targeted digital marketing, search engine advertisements and offline advertising, and we also engage in advertising campaigns from time to time through television and print media. Employee benefits expense for employees involved in marketing activities are also included in marketing expenses.

Other Operating Expenses

Other operating expenses primarily include employee benefits expense for our support function employees; expenses such as rent, power and fuel, repair & maintenance, travelling & conveyance and Insurance cost allocated basis employee count; browsing & connectivity-branch & employees (included in "Internet and other online expenses" in Note 24); telephone expenses-branch & employees (included in "Communication Costs" in Note 24); recruitment and training expenses; legal and professional fees; Corporate Social Responsibility expenses and other miscellaneous operating expenses.



32 Contingent liabilities and commitments

a) Contingent liabilities

	As at 30 September 2023	As at 31 March 2023
Service tax/ GST demand (refer note (1) below)	15.38	15.38

1) Pursuant to the service tax audit for the financial year 2013-14 to 2017-18 (i.e. upto 30 June 2017), a demand has been raised on non-payment of service tax under rule 6(3) of CCR, 2004 on "Net gain on sale of current investments" of INR 15.38. The Company has already recorded the provision for the said amount in the books of accounts in the financial year 2019-20. The Company was contesting the aforesaid mentioned demand against commissioner (Appeals). During the current year, the order has been received rejecting the appeal and imposing 100% penalty of INR 15.38. The Company has filed the appeal before Tribunal against the order, and the management believes that the Company's position in the matter will be tenable.

2. On February 28, 2019, a judgment of the Supreme Court of India interpreting certain statutory defined contribution obligations of employees and employers altered historical understandings of such obligations, extending them to cover additional portions of the employee's income. However, the judgment isn't explicit if such interpretation may have retrospective application resulting in increased contribution for past and future years for certain employees of the Company. The Company, based on an internal assessment, evaluated that there are numerous interpretative challenges on the retrospective application of the judgment which results in impracticability in estimation of and timing of payment and amount involved. As a result of lack of implementation guidance and interpretative challenges involved, the Company is unable to reliably estimate the amount involved. Accordingly, the Company shall evaluate the amount of provision, if any, on there being further clarity on the matter.

3. The Company is involved in various lawsuits, claims and proceedings that arise in the ordinary course of business, the outcome of which is inherently uncertain. Some of these matters include speculative and frivolous claims for substantial or indeterminate amounts of damages. The Company records a liability when it is both probable that a loss has been incurred and the amount can be reasonably estimated. Significant judgment is required to determine both probability and the estimated amount. The Company reviews these provisions and adjusts these provisions accordingly to reflect the impact of negotiations, settlements, rulings, advice of legal counsel, and updated information. The Company believes that the amount or estimable range of reasonably possible loss, will not, either individually or in the aggregate, have a material adverse effect on its business, financial position, results or cash flows of the Company, with respect to loss contingencies for legal and other contingencies as at 30 September 2023.

4. The Indian Parliament has approved the Code on Social Security, 2020 which would impact the contributions by the Company towards Provident Fund and Gratuity. The effective date from which the changes are applicable is yet to be notified and the final rules are yet to be notified. The Company will carry out an evaluation of the impact and record the same in the financial statements in the period in which the Code becomes effective and the related rules are notified.

b) Capital and other commitments

- As at 30 September 2023, the Company has INR 0.63 capital commitment (31 March 2023: NIL).
- The Company will provide financial support to its wholly owned subsidiaries, so as to meet their liabilities as and when the same is required.

33 Events after the reporting period

- a) The Company has evaluated all the subsequent events through 27 October 2023, which is the date on which these condensed standalone interim financial statements were issued, and no events have occurred from the balance sheet date through that date except for matters that have already been considered in the condensed standalone interim financial statements.

As per our report of even date


For BSR & Co. LLP
Chartered Accountants
ICAI Firm Registration No.: 101248W/ W-100022


Kanika Kohli
Partner
Membership No.: 511565

Place: Noida
Date: 27 October 2023


For and on behalf of the Board of Directors of
IndiaMART InterMESH Limited



Dinesh Chandra Agarwal
(Managing Director & CEO)
DIN:00191800


Prateek Chandra
(Chief Financial Officer)

Place: Noida
Date: 27 October 2023


Brijesh Kumar Agrawal
(Whole-time Director)
DIN:00191760


Manoj Bhargava
(Company Secretary)



B S R & Co. LLP

Chartered Accountants

Building No.10,12th Floor, Tower-C,
DLF Cyber City, Phase-II,
Gurugram – 122 002, India

Telephone: +91 124 719 1000
Fax: +91 124 236 8613

Independent Auditor's Report

To the Board of Directors of IndiaMART InterMESH Limited

Report on the Audit of the Condensed Consolidated Interim Financial Statements

Opinion

We have audited the condensed consolidated interim financial statements of IndiaMART InterMESH Limited (hereinafter referred to as the 'Holding Company') and its subsidiaries (Holding Company and its subsidiaries together referred to as "the Group"), and its associates, which comprise the condensed consolidated interim Balance Sheet as at 30 September 2023, the condensed consolidated interim statement of Profit and Loss (including other comprehensive income) for the quarter and year-to-date period then ended, the condensed consolidated interim statement of changes in equity and condensed consolidated interim statement of cash flows for the year-to-date period then ended, and notes to the condensed consolidated interim financial statements, including a summary of material accounting policies and other explanatory (hereinafter referred to as "the condensed consolidated interim financial statements") as required by Indian Accounting Standard (Ind AS) 34 "Interim Financial Reporting" and other accounting principles generally accepted in India.

In our opinion and to the best of our information and according to the explanations given to us, and based on the consideration of reports of other auditors on condensed separate interim financial statements of such subsidiaries and unaudited condensed interim financial information of associates furnished to us by the management, the aforesaid condensed consolidated interim financial statements give a true and fair view in conformity with Ind AS 34 and other accounting principles generally accepted in India, of the consolidated state of affairs of the Group, and its associates as at 30 September 2023, of its consolidated profit and other comprehensive income for the quarter and year-to-date period then ended, consolidated changes in equity and its consolidated cash flows for the year-to-date period ended on that date.

Basis for Opinion

We conducted our audit in accordance with the Standards on Auditing (SAs) specified under section 143(10) of the Companies Act, 2013 ("Act"). Our responsibilities under those Standards are further described in the *Auditor's Responsibilities for the Audit of the Condensed Consolidated Interim Financial Statements* section of our report. We are independent of the Group, and its associates in accordance with the ethical requirements that are relevant to our audit of the condensed consolidated interim financial statements in terms of the Code of Ethics issued by the Institute of Chartered Accountants of India and the relevant provisions of the Act and Rules made thereunder, and we have fulfilled our other ethical responsibilities in accordance with these requirements. We believe that the audit evidence obtained by us along with the consideration of reports of other auditors referred to in paragraph I(a) of the "Other Matters" section below, is sufficient and appropriate to provide a basis for our opinion on the condensed consolidated interim financial statements.

KK

Management's and Board of Directors' Responsibilities for the Condensed Consolidated Interim Financial Statements

The Holding Company's Management and Board of Directors are responsible for the preparation and presentation of these condensed consolidated interim financial statements that give a true and fair view of the consolidated state of affairs, consolidated profit/loss and other comprehensive income, consolidated statement of changes in equity and consolidated cash flows of the Group including its associates in accordance with Ind AS 34 prescribed under section 133 of the Act and other accounting principles generally accepted in India. The respective Management and Board of Directors of the companies included in the Group and of its associates are responsible for maintenance of adequate accounting records in accordance with the provisions of the Act for safeguarding of the assets of each company and for preventing and detecting frauds and other irregularities; the selection and application of appropriate accounting policies; making judgments and estimates that are reasonable and prudent; and the design, implementation and maintenance of adequate internal financial controls, that were operating effectively for ensuring accuracy and completeness of the accounting records, relevant to the preparation and presentation of the condensed consolidated interim financial statements that give a true and fair view and are free from material misstatement, whether due to fraud or error, which have been used for the purpose of preparation of the condensed consolidated interim financial statements by the Management and Board of Directors of the Holding Company, as aforesaid.

In preparing the condensed consolidated interim financial statements, the respective Management and Board of Directors of the companies included in the Group and of its associates are responsible for assessing the ability of each company to continue as a going concern, disclosing, as applicable, matters related to going concern and using the going concern basis of accounting unless the respective Board of Director either intends to liquidate the Company or to cease operations, or has no realistic alternative but to do so.

The respective Board of Directors of the companies included in the Group and of its associates are responsible for overseeing the financial reporting process of each company.

Auditor's Responsibilities for the Audit of the Condensed Consolidated Interim Financial Statements

Our objectives are to obtain reasonable assurance about whether the condensed consolidated interim financial statements as a whole are free from material misstatement, whether due to fraud or error, and to issue an auditor's report that includes our opinion. Reasonable assurance is a high level of assurance, but is not a guarantee that an audit conducted in accordance with SAs will always detect a material misstatement when it exists. Misstatements can arise from fraud or error and are considered material if, individually or in the aggregate, they could reasonably be expected to influence the economic decisions of users taken on the basis of these condensed consolidated interim financial statements.

As part of an audit in accordance with SAs, we exercise professional judgment and maintain professional skepticism throughout the audit. We also:

- Identify and assess the risks of material misstatement of the condensed consolidated interim financial statements, whether due to fraud or error, design and perform audit procedures responsive to those risks, and obtain audit evidence that is sufficient and appropriate to provide a basis for our opinion. The risk of not detecting a material misstatement resulting from fraud is higher than for one resulting from error, as fraud may involve collusion, forgery, intentional omissions, misrepresentations, or the override of internal control.



B S R & Co. LLP

- Obtain an understanding of internal control relevant to the audit in order to design audit procedures that are appropriate in the circumstances, but not for the purpose of expressing opinion on whether the company has in place adequate internal financial controls with reference to financial statements and the operating effectiveness of such controls.
- Evaluate the appropriateness of accounting policies used and the reasonableness of accounting estimates and related disclosures made by the Management and Board of Directors.
- Conclude on the appropriateness of the Management and Board of Directors use of the going concern basis of accounting in preparation of condensed consolidated interim financial statements and, based on the audit evidence obtained, whether a material uncertainty exists related to events or conditions that may cast significant doubt on appropriateness of this assumption. If we conclude that a material uncertainty exists, we are required to draw attention in our auditor's report to the related disclosures in the condensed consolidated interim financial statements or, if such disclosures are inadequate, to modify our opinion. Our conclusions are based on the audit evidence obtained up to the date of our auditor's report. However, future events or conditions may cause the Group and its associates to cease to continue as a going concern.
- Evaluate the overall presentation, structure and content of the condensed consolidated interim financial statements, including the disclosures, and whether the condensed consolidated interim financial statements represent the underlying transactions and events in a manner that achieves fair presentation.
- Obtain sufficient appropriate audit evidence regarding the condensed consolidated interim financial statements of such entities or business activities within the Group and its associates to express an opinion on the condensed consolidated interim financial statements. We are responsible for the direction, supervision and performance of the audit of condensed consolidated interim financial statements of such entity included in the condensed consolidated interim financial statements of which we are the independent auditors. For the other entities included in the condensed consolidated interim financial statements, which have been audited by other auditors, such other auditors remain responsible for the direction, supervision and performance of the audits carried out by them. We remain solely responsible for our audit opinion. Our responsibilities in this regard are further described in para 1(a) of the section titled 'Other Matters' in this audit report.

We communicate with those charged with governance of the Holding Company and such other entity included in the condensed consolidated interim financial statements of which we are the independent auditors regarding, among other matters, the planned scope and timing of the audit and significant audit findings, including any significant deficiencies in internal control that we identify during our audit.

We also provide those charged with governance with a statement that we have complied with relevant ethical requirements regarding independence, and to communicate with them all relationships and other matters that may reasonably be thought to bear on our independence, and where applicable, related safeguards.

Other Matters

1. (a) We did not audit the condensed consolidated interim financial statements of five subsidiaries, whose condensed interim financial statements reflect total assets (before consolidation adjustments) of INR 1,889.71 Million as at 30 September 2023, total revenues (before consolidation adjustments) of INR 13.91 Million and INR 26.24 Million for the quarter ended 30 September 2023 and year-to-date period ended 30 September 2023 respectively and net cash inflows (before consolidation adjustments) amounting to INR 0.36 Million for the year-to-date period ended 30 September 2023, as considered in the condensed consolidated interim financial statements. These condensed interim financial statements have been audited by other auditors whose reports have been furnished to us by the Management and our opinion on the condensed consolidated interim financial statements, in so



B S R & Co. LLP

far as it relates to the amounts and disclosures included in respect of these subsidiaries is based solely on the reports of the other auditors.

- (b) The condensed consolidated interim financial statements also include the Group's share of net loss of INR 110.01 Million and INR 216.23 Million for the quarter and year-to-date period ended 30 September 2023, as considered in the condensed consolidated interim financial statements, in respect of eight associates, whose condensed interim financial information have not been audited by us or by other auditors. These unaudited condensed interim financial information have been furnished to us by the Management and our opinion on the condensed consolidated interim financial statements, in so far as it relates to the amounts and disclosures included in respect of these associates, is based solely on such unaudited condensed interim financial information. In our opinion and according to the information and explanations given to us by the Management, these condensed interim financial information are not material to the Group.

Our opinion on the condensed consolidated interim financial statements is not modified in respect of the above matters with respect to our reliance on the work done and the reports of the other auditors and the condensed interim financial information certified by the Management.

For **B S R & Co. LLP**
Chartered Accountants
ICAI Firm registration No: 101248W/W-100022

Kanika

Kanika Kohli
Partner
Membership No:511565
ICAI UDIN: 23511565BGYGII1472

Place: Noida
Date: 27 October 2023

IndiaMART InterMESH Limited
Condensed Consolidated Interim Balance Sheet as at 30 September 2023
(Amounts in INR million, unless otherwise stated)

	Notes	As at 30 September 2023	As at 31 March 2023
Assets			
Non-current assets			
Property, plant and equipment	5A	119.05	128.31
Capital work in progress	5A	1.77	1.77
Right-of-use assets	5B	430.17	412.62
Goodwill	6A	4,542.72	4,542.72
Other intangible assets	6B	391.51	447.43
Investment in associates	7	2,654.37	2,751.48
Financial assets			
(i) Investments	8	2,395.52	2,365.52
(ii) Loans	8	266.26	0.84
(iii) Other financial assets	8	51.76	40.73
Deferred tax assets (net)	28	12.23	21.75
Non-current tax assets (net)	18	73.96	84.26
Other non-current assets	9	17.06	15.21
Total Non-current assets		10,956.39	10,812.64
Current assets			
Financial assets			
(i) Investments	8	18,250.99	22,718.33
(ii) Trade receivables	10	45.73	70.55
(iii) Cash and cash equivalents	11	312.08	581.06
(iv) Bank balances other than (iii) above	11	261.26	1.69
(v) Loans	8	3.24	56.48
(vi) Other financial assets	8	93.10	149.62
Current tax assets (net)		3.35	-
Other current assets	9	73.63	55.93
Total current assets		19,043.37	23,633.66
Total Assets		29,999.77	34,446.30
Equity and Liabilities			
Equity			
Share capital	12	599.11	305.79
Other equity	13	14,848.96	20,279.13
Total Equity		15,448.07	20,584.92
Liabilities			
Non-current liabilities			
Financial liabilities			
(i) Lease liabilities	15 (a)	346.92	340.28
(ii) Other financial liabilities	15 (b)	253.53	355.68
Contract liabilities	17	4,659.71	4,205.57
Provisions	16	198.83	196.40
Deferred tax liabilities (net)	28	299.32	202.86
Total Non-current liabilities		5,758.31	5,300.79
Current liabilities			
Financial liabilities			
(i) Lease liabilities	15 (a)	129.22	118.80
(ii) Trade payables	14	-	1.07
(a) total outstanding dues of micro enterprises and small enterprises		-	1.07
(b) total outstanding dues of creditors other than micro enterprises and small enterprises		256.18	271.11
(iii) Other financial liabilities	15 (b)	332.88	270.61
Contract liabilities	17	7,780.97	7,419.06
Other current liabilities	17	200.41	367.09
Provisions	16	93.72	77.02
Current tax liabilities (net)	18	-	35.83
Total Current liabilities		8,793.39	8,560.59
Total Liabilities		14,551.70	13,861.38
Total Equity and Liabilities		29,999.77	34,446.30
Summary of material accounting policies	2		

The accompanying notes are an integral part of the condensed consolidated interim financial statements.

As per our report of even date attached

For B S R & Co. LLP
Chartered Accountants
ICAI Firm Registration No. 101248W/W-100022

Kanika
Kanika Kohli
Partner
Membership No.: 511565
Place: Noida

Date: 27 October 2023

For and on behalf of the Board of Directors of
IndiaMART InterMESH Limited


Dinesh Chandra Agarwal
Dinesh Chandra Agarwal
(Managing Director and CEO)
DIN:00191800

Brijesh Kumar Agrawal
Brijesh Kumar Agrawal
(Whole-time director)
DIN:00191760

Prateek Chandra
Prateek Chandra
(Chief Financial Officer)

Mahoj Bhargava
Mahoj Bhargava
(Company Secretary)

Place: Noida
Date: 27 October 2023



kk

IndiaMART InterMESH Limited
Condensed Consolidated Interim Statement of Profit and Loss for the quarter and six months period ended 30 September 2023
(Amounts in INR million, unless otherwise stated)

	Notes	For the quarter ended 30 September 2023	For the quarter ended 30 September 2022	For the six months ended 30 September 2023	For the six months ended 30 September 2022
Income:					
Revenue from operations	19	2,946.96	2,406.61	5,768.18	4,652.42
Other income	20	346.36	465.71	917.74	475.74
Total income		3,293.33	2,872.32	6,685.92	5,128.16
Expenses:					
Purchase of stock in trade	21	-	-	-	1.55
Changes in inventories of Stock-in-Trade	22	-	0.29	-	0.11
Employee benefits expense	23	1,324.72	1,004.67	2,567.39	1,929.94
Finance costs	24	22.92	25.25	44.83	37.57
Depreciation and amortisation expense	25	79.58	75.88	154.23	139.00
Other expenses	26	822.82	729.50	1,627.77	1,406.59
Total expenses		2,250.03	1,835.59	4,394.22	3,514.76
Net profit before share of loss in associates, exceptional items and tax		1,043.28	1,036.73	2,291.70	1,613.40
Share in net loss of associates		(110.01)	(110.04)	(216.23)	(179.70)
Profit before exceptional items and tax		933.27	926.69	2,075.47	1,433.70
Exceptional items					
Impairment of investment	7	-	-	(18.23)	-
Profit before tax		933.27	926.69	2,057.24	1,433.70
Income tax expense					
Current tax	28	245.94	206.32	428.62	421.65
Deferred tax	28	(6.66)	36.83	103.14	(138.49)
Total tax expense		239.28	243.15	531.77	283.16
Net profit for the period		694.00	683.54	1,525.47	1,150.54
Other comprehensive income					
Items that will not be reclassified to profit or loss					
Re-measurement gain on defined benefit plans		11.60	49.38	10.57	53.26
Income tax effect		(3.10)	(12.04)	(2.84)	(13.01)
Other comprehensive income for the period, net of tax		8.50	37.34	7.73	40.25
Total comprehensive income for the period		702.50	720.88	1,533.20	1,190.79
Earnings per equity share:					
Basic earnings per equity share (INR) - face value of INR 10 each	27	11.36	11.23	24.96	18.86
Diluted earnings per equity share (INR) - face value of INR 10 each		11.34	11.18	24.91	18.82
Summary of material accounting policies	2				

The accompanying notes are an integral part of the condensed consolidated interim financial statements.

As per our report of even date attached

For BSR & Co. LLP
Chartered Accountants
ICAI Firm Registration No. 101248W/W-100022

Kanika Kohli

Kanika Kohli
Partner
Membership No.: 511565
Place: Noida

Date: 27 October 2023

For and on behalf of the Board of Directors of
IndiaMART InterMESH Limited


Dinesh Chandra Agarwal
Dinesh Chandra Agarwal (Managing Director and CEO)
DIN:00191800

Brijesh Kumar Agrawal
Brijesh Kumar Agrawal (Whole-time director)
DIN:00191760

Prateek Chandra
Prateek Chandra (Chief Financial Officer)

Manoj Bhargava
Manoj Bhargava (Company Secretary)

Place: Noida
Date: 27 October 2023



(a) Equity share capital (Refer Note 12)

Equity shares of INR 10 each issued, subscribed and fully paid up	Amount
As at 1 April 2022	305.53
Equity shares issued to Indiamart Employee Benefit Trust during the period	2.10
Equity shares issued during the earlier year to Indiamart Employee Benefit Trust and transferred to employees pursuant to SAR/ESOPs exercised during the year	0.12
Equity shares issued during the period and held by Indiamart Employee Benefit Trust as at period end	(0.65)
Equity shares extinguished on buy back during the period	(1.60)
As at 30 September 2022	305.50
As at 1 April 2023	305.79
Bonus issue during the period (Refer Note 12(1))	306.15
Bonus shares issued during the period and held by Indiamart Employee Benefit Trust (refer note 12(a))	(0.36)
Equity shares extinguished on buy back during the period (Refer Note 12(2))	(12.50)
Equity shares issued during the earlier year to Indiamart Employee Benefit Trust and transferred to employees pursuant to SAR exercised during the period (refer note 12(a))	0.03
As at 30 September 2023	599.11

(b) Other equity (Refer Note 13)

Particulars	Attributable to the equity holders of parent					Total other equity
	Securities premium	General reserve	Reserves and surplus	Capital Redemption Reserve	Retained earnings	
Balance as at 1 April 2022	15,383.23	8.45	130.16	-	2,913.16	18,435.00
Profit for the period	-	-	-	-	1,150.54	1,150.54
Other comprehensive income for the period	-	-	-	-	40.25	40.25
Total comprehensive income	-	-	-	-	1,190.79	1,190.79
Employee share based payment expense (Refer Note 23)	-	-	157.11	-	-	157.11
Buy-back of equity shares*	-	-	-	-	(1,230.99)	(1,230.99)
Expenses for buy-back of equity shares	-	-	-	-	(12.78)	(12.78)
Amount transferred to capital redemption reserve upon buyback	-	-	-	1.60	(1.60)	-
Final dividend paid (INR 2/- per share for financial year ended 31 March 2022)	-	-	-	-	(61.09)	(61.09)
Balance as at 30 September 2022	15,383.23	8.45	287.27	1.60	2,797.49	18,478.04
Balance as at 1 April 2023	15,522.50	8.45	256.55	1.60	4,490.03	20,279.13
Profit for the period	-	-	-	-	1,525.47	1,525.47
Other comprehensive loss for the period	-	-	-	-	7.73	7.73
Total comprehensive income	-	-	-	-	1,533.20	1,533.20
Amount utilised for bonus issue	(304.19)	-	-	(1.60)	-	(305.79)
Buy-back of equity shares (Refer Note 12(2))*	(6,149.39)	-	-	-	-	(6,149.39)
Expenses for buy-back of equity shares (Refer Note 12(2))	(36.78)	-	-	-	-	(36.78)
Amount transferred to capital redemption reserve upon buyback	(4.05)	(8.45)	-	12.50	-	-
Employee share based payment expense (Refer Note 23)	-	-	140.19	-	-	140.19
Final dividend paid (INR 20/- per share for financial year ended 31 March 2023)	-	-	-	-	(611.58)	(611.58)
Issue of equity shares on exercise of share based awards during the period (including bonus effect)	10.33	-	(10.35)	-	-	(0.02)
Balance as at 30 September 2023	9,038.42	-	386.39	12.50	5,411.65	14,848.96

* Including tax on buyback of INR 1,161.89 (30 September 2022: 232.59)

Gain of INR 7.72 and INR 40.25 on remeasurement of defined benefit plans (net of tax) is recognised as a part of retained earnings for the period ended 30 September 2023 and 30 September 2022 respectively.

The accompanying notes are an integral part of the condensed consolidated interim financial statements.

As per our report of even date attached

For BSR & Co. LLP
Chartered Accountants
ICAI Firm Registration No. 101248W/W-100022

Kanika
Kanika Kohli
Partner
Membership No.: 511565
Place: Noida

Date: 27 October 2023

For and on behalf of the Board of Directors of
IndiaMART InterMESH Limited

Dinesh Chandra Agarwal
Dinesh Chandra Agarwal
(Managing Director and CEO)
DIN:00191800

Brijesh Kumar Agrawal
Brijesh Kumar Agrawal
(Whole-time director)
DIN:00191760

Prateek Chandra
Prateek Chandra
(Chief Financial Officer)

Manoj Bhargava
Manoj Bhargava
(Company Secretary)

Place: Noida
Date: 27 October 2023



IndiaMART InterMESH Limited
Condensed Consolidated Interim Statement of Cash Flows for the period ended 30 September 2023
(Amounts in INR million, unless otherwise stated)

Particulars	Notes	For the six months ended 30 September 2023	For the six months ended 30 September 2022
Cash flow from operating activities			
Profit before tax for the period		2,057.24	1,433.70
<i>Adjustments for:</i>			
Depreciation and amortisation expense	25	154.23	139.00
Interest, dividend and other income	20	(25.61)	(19.43)
Gain on de-recognition of Right-of-use assets	20	(2.27)	(3.03)
Provisions and liabilities no longer required written back	20	(0.45)	(0.98)
Fair value gain/(loss) (net) on measurement, interest and income from sale of mutual funds, exchange traded funds, bonds, debentures, units of investment trust and alternative investment funds	20	(888.23)	(274.16)
Fair value gain on measurement and sale of Investment in other entities	20	-	(172.10)
Gain on disposal of property, plant and equipment	20	(0.16)	(2.28)
Finance costs	24	44.83	37.57
Allowances for doubtful debts		-	0.18
Share-based payment expense	23	140.19	157.11
Share of net loss of associates		216.23	179.70
Impairment of investment	7	18.23	-
Operating profit before working capital changes		1,714.22	1,475.28
Net changes in:			
Trade receivables		24.82	39.90
Other financial assets		66.82	91.16
Inventory		-	0.16
Other assets		(19.54)	4.04
Other financial liabilities		(66.30)	(62.16)
Trade payables		(15.99)	41.83
Contract liabilities		816.05	524.13
Provisions and other liabilities		(136.97)	(104.91)
Cash generated from operations		2,383.10	2,009.42
Income tax paid (net)		(457.52)	(484.49)
Net cash generated from operating activities		1,925.59	1,524.94
Cash flow from investing activities			
Proceeds from sale of property, plant and equipment		0.34	10.29
Purchase of property, plant and equipment, other intangible assets and capital advances		(38.20)	(151.78)
Purchase of current investments		(11,228.71)	(9,447.92)
Inter-corporate deposits placed with financial institutions		(265.91)	(197.97)
Redemption of inter-corporate deposits placed with financial institutions and body corporates		53.13	448.95
Proceeds from sale of current investments		16,354.94	13,747.90
Interest, dividend and income from investment units		238.49	249.74
Payment for acquisition (net of cash acquired)		-	(5,080.53)
Investment in bank deposits (having original maturity of more than three months)	11	(266.34)	(25.94)
Redemption of bank deposits		-	262.20
Investment in associates and other entities		(167.36)	(252.28)
Net cash flow from/(used in) investing activities		4,680.38	(437.34)
Cash flow from financing activities			
Repayment of lease liabilities		(46.27)	(39.75)
Interest paid on lease liabilities	24	(22.33)	(24.33)
Dividend paid		(611.46)	(61.09)
Expenses for buy-back of equity shares		(32.99)	(12.78)
Buy-back of equity shares including tax on buyback		(6,161.89)	(1,232.59)
Proceeds from issue of equity shares on exercise of share based awards		-	1.56
Net cash used in financing activities		(6,874.94)	(1,368.99)
Net increase in cash and cash equivalents		(268.98)	(281.38)
Cash and cash equivalents at the beginning of the period	11	581.06	495.47
Cash and cash equivalents at the end of the period	11	312.08	214.09

Summary of material accounting policies 2

The accompanying notes are an integral part of the condensed consolidated interim financial statements.

As per our report of even date attached

For B S R & Co. LLP

Chartered Accountants

ICAI Firm Registration No. 101248W/W-100022

Kanika

Kanika Kohli

Partner

Membership No.: 511565

Place: Noida

Date: 27 October 2023

For and on behalf of the Board of Directors of
IndiaMART InterMESH Limited

Dogand
Dinesh Chandra Agarwal
(Managing Director and CEO)
DIN:00191800

Agarwal
Brijesh Kumar Agrawal
(Whole-time director)
DIN:00191760

Prateek Chandra
Prateek Chandra
(Chief Financial Officer)

Manoj Bhargava
Manoj Bhargava
(Company Secretary)

Place: Noida

Date: 27 October 2023



IndiaMART Intermesh Limited

Notes to condensed consolidated interim financial statements for the period ended 30 September 2023

(Amounts in INR million, unless otherwise stated)

1. Corporate Information

The condensed consolidated interim financial statements comprise the condensed interim financial statements of IndiaMART Intermesh Limited (“the Company”) and its subsidiaries (collectively referred to as “the Group”) and its associates.

The Company is a public company domiciled in India and was incorporated on 13 September 1999 under the provisions of the Companies Act applicable in India. The equity shares of the Company are listed on BSE Limited and National Stock Exchange of India. The Company provides an online B2B marketplace for business products and services. It provides a platform to discover products and services and connect with the suppliers of such products and services. . The registered office of the Company is located at 1st Floor, 29-Daryagang, Netaji Subash Marg New Delhi-110002, India.

The condensed consolidated interim financial statements were authorised for issue in accordance with a resolution passed by Board of Directors on 27 October 2023.

2. Summary of Material Accounting Policies

(a) Statement of compliance

The condensed consolidated interim financial statements for the period ended 30 September 2023 have been prepared in accordance with Indian Accounting Standard (referred to as “Ind AS”) 34, Interim Financial Reporting and other Ind ASs notified under the Companies (Indian Accounting Standards) Rules, 2015 (as amended from time to time) and other relevant provisions of the Companies Act, 2013 (“the Act”) (as amended from time to time). These condensed consolidated interim financial statements must be read in conjunction with the consolidated financial statements for the year ended 31 March 2023. They do not include all the information required for a complete set of Ind AS financial statements. However, selected explanatory notes are included to explain events and transactions that management believes are significant to an understanding of the changes in the Group’s financial position and performance since the last annual consolidated financial statements.

All amounts disclosed in the condensed consolidated interim financial statements have been rounded off to the nearest INR million as per the requirement of Schedule III to the Companies Act, 2013, unless otherwise stated.

(b) Basis of Preparation

The condensed consolidated interim financial statements have been prepared on the historical cost basis, except for certain financial assets and liabilities measured at fair value or amortised cost at the end of each reporting period.

All assets and liabilities have been classified as current and non-current as per the Group’s normal operating cycle. Based on the nature of services rendered to customers and time elapsed between deployment of resources and the realisation in cash and cash equivalents of the consideration for such services rendered, the Group has considered an operating cycle of 12 months.

The statement of cash flows has been prepared under the indirect method. The preparation of these condensed consolidated interim financial statements requires the use of certain critical accounting estimates and judgements. It also requires the management to exercise judgement in the process of applying the Group’s accounting policies. The areas where estimates are significant to the condensed consolidated interim financial statements, or areas involving a higher degree of judgement or complexity, are disclosed in Note 3.

(c) Basis of consolidation

The Company consolidates all entities which are controlled by it. The Company establishes control when; it has power over the entity, is exposed, or has rights, to variable returns from its involvement with the entity and has the ability to affect the entity’s returns by using its power over relevant activities of the entity.

Entities controlled by the Company are consolidated from the date control commences until the date control ceases. All inter-company transactions, balances, income and expenses are eliminated in full on consolidation.

Changes in the Company’s interests in subsidiaries that do not result in a loss of control are accounted for as equity transactions.



IndiaMART Intermesh Limited

Notes to condensed consolidated interim financial statements for the period ended 30 September 2023

(Amounts in INR million, unless otherwise stated)

An associate is an entity over which the Group has significant influence, but not control or joint control over financial and operating policies. Investments in associates are accounted for using the equity method of accounting, after initially being recognized at cost. The aggregate of the Group's share of profit and loss of an associate is shown on the face of the condensed consolidated interim statement of profit and loss.

(d) Revenue from contracts with customers and other income

Revenue from contracts with customers

The Group is engaged primarily in providing web related services and accounting software services. Revenue from contracts with customers is recognised when control of the services is transferred to the customer at an amount that reflects the consideration to which the Group expects to be entitled in exchange for those services and excluding taxes or duties collected on behalf of the government.

The specific recognition criteria described below must also be met before revenue is recognised.

Rendering of services

Revenue from web based services is recognised based on output method i.e. pro-rata over the period of the contract as and when the Group satisfies performance obligations by transferring the promised services to its customers. Revenues from lead based services is recognised based on output method i.e. as and when leads are consumed by the customer or on the expiry of contract whichever is earlier. Activation revenue is amortised over the estimated customer relationship period.

Revenue from term license software for accounting software services is recognized at a point in time when control is transferred to the end user. Control is transferred when the end user activates the license procured from the Company. In case of renewals of proprietary term licenses with existing customers, revenue from term license is recognized at a point in time when the renewal is activated by the end user. Revenue from support and subscription (S&S) is recognized over the contract term on a straight-line basis as the Company is providing a service of standing ready to provide support, when-and-if needed, and is providing unspecified software upgrades on a when-and-if available basis over the contract term. In case softwares are bundled with support and subscription for term based license, such support and subscription contracts are generally priced as a percentage of the net fees paid by the customer to purchase the license and are generally recognized as revenues rateably over the contractual period that the support services are provided.

Revenue from sale of services is based on the price agreed with the customers, net of discounts.

Advertising revenue is derived from displaying web based banner ads and sale of online advertisements.

Revenue from banner advertisement is recognised on a pro rata basis over the period of display of advertisement as per the terms of the contract. Revenue from sale of online advertisements is recognised based on output method and the Group applies the practical expedient to recognize advertising revenue in the amount to which the Group has a right to invoice.

Contract balances

Trade receivables

A receivable represents the Group's right to an amount of consideration that is unconditional (i.e., only the passage of time is required before payment of the consideration is due).

Contract liabilities

A contract liability is the obligation to transfer goods or services to a customer for which the Group has received consideration (or an amount of consideration is due) from the customer. If a customer pays consideration before the Group transfers services to the customer, a contract liability is recognised. The Group recognises contract liability for consideration received in respect of unsatisfied performance obligations and reports these amounts as deferred revenue and advances from customers in the balance sheet. The unaccrued amounts are not recognised as revenue till all related performance obligation are fulfilled. The Group generally receives transaction price in advance for contracts with customers that run up for more than one year. The transaction price received in advance does not have any significant financing component as the difference between the promised consideration and the selling price of the service arises for reasons other than the provision of finance.



IndiaMART Intermesh Limited

Notes to condensed consolidated interim financial statements for the period ended 30 September 2023

(Amounts in INR million, unless otherwise stated)

Other income

Interest income

For all financial assets measured at amortised cost, interest income is recorded using the effective interest rate (EIR). EIR is the rate that exactly discounts the estimated future cash payments or receipts over the expected life of the financial instrument or a shorter period, where appropriate, to the net carrying amount of the financial asset or to the amortised cost of a financial liability. When calculating EIR, the Group estimates the expected cash flows by considering all the contractual terms of the financial instrument but does not consider the expected credit losses. Interest income is included in other income in the statement of profit and loss.

Dividends

Dividend is recognised when the Group's right to receive the payment is established, which is generally when shareholders approve the dividend.

(e) Business combinations, goodwill and Intangibles

Business combinations are accounted for using the acquisition method. The cost of an acquisition is the aggregate of the consideration transferred which is measured at fair value at the acquisition date and the amount of any non-controlling interest in the acquiree. For each business combination, the Group measures the non-controlling interest in the acquiree at fair value. Acquisition related costs are expensed as incurred. Any contingent consideration to be transferred by the acquirer is recognized at fair value at the acquisition date. Contingent consideration classified as financial liability is measured at fair value with changes in fair value recognized in the statement of profit and loss.

Goodwill is initially measured at cost, being the excess of the aggregate of the consideration transferred and the amount recognized for non-controlling interest, and any previous interest held, over the net identifiable assets acquired and liabilities assumed. If the fair value of the net assets acquired is in excess of the aggregate consideration transferred, the excess is recognized as capital reserve after reassessing the fair values of the net assets.

Intangible assets acquired in a business combination are measured at their fair value at the date of acquisition.

Goodwill is tested annually on March 31, for impairment, or sooner whenever there is an indication that goodwill may be impaired, relying on a number of factors including operating results, business plans and future cash flows.


For the purpose of impairment testing, goodwill acquired in a business combination is allocated to the Group's cash generating units (CGU) expected to benefit from the synergies arising from the business combination. A CGU is the smallest identifiable group of assets that generates cash inflows that are largely independent of the cash inflows from other assets or group of assets.

Impairment occurs when the carrying amount of a CGU including the goodwill, exceeds the estimated recoverable amount of the CGU. The recoverable amount of a CGU is the higher of its fair value less cost to sell and its value-in-use. Value-in-use is the present value of future cash flows expected to be derived from the CGU. Total impairment loss of a CGU is allocated first to reduce the carrying amount of goodwill allocated to the CGU and then to the other assets of the CGU, pro-rata on the basis of the carrying amount of each asset in the CGU. An impairment loss on goodwill recognized in the statement of profit and loss is not reversed in the subsequent period.

(f) Adoption of new accounting principles

Deferred tax related to assets and liabilities arising from a single transaction (amendments to Ind AS 12 - Income Taxes)

The amendments clarify that lease transactions give rise to equal and offsetting temporary differences and financial statements should reflect the future tax impacts of these transactions through recognizing deferred tax. The Group has adopted this amendment effective 1 April 2023. The Group previously accounted for deferred tax on leases on a net basis. Following the amendments, the Group has recognized a separate deferred tax asset in relation to its lease liabilities and a deferred tax liability in relation to its right-of-use assets. The adoption did not have any impact on its condensed consolidated interim financial statements as balances qualify for offset under paragraph 74 of Ind AS 12. The impact for



IndiaMART Intermesh Limited

Notes to condensed consolidated interim financial statements for the period ended 30 September 2023

(Amounts in INR million, unless otherwise stated)

the Group relates to disclosure of the deferred tax assets and liabilities recognized, which will be disclosed as part of the annual financial statements.

3. Significant accounting estimates and assumptions

The preparation of condensed consolidated interim financial statements in conformity with Ind AS requires the management to make judgments, estimates and assumptions that affect the reported amounts of revenues, expenses, assets and liabilities and the disclosure of contingent liabilities, at the end of the reporting period. The significant judgements made by management in applying the Group's accounting policies and key sources of estimation and uncertainty were the same as those described in the last annual consolidated financial statements for the year ended 31 March 2023.

Measurement of fair values

The Group records certain financial assets and liabilities at fair value on a recurring basis. The Group determines fair values based on the price it would receive to sell an asset or pay to transfer a liability in an orderly transaction between market participants at the measurement date in the principal or most advantageous market for that asset or liability.

The Group's management determines the policies and procedures for recurring fair value measurement, such as investment in equity instruments and preference instruments, investments in mutual funds, exchange traded funds, bonds, debentures, units of investment trust and units of alternative investment funds measured at fair value.

The Group uses valuation techniques that are appropriate in the circumstances and for which sufficient data are available to measure fair value, maximising the use of relevant observable inputs and minimising the use of unobservable inputs.

All assets and liabilities for which fair value is measured or disclosed in the condensed consolidated interim financial statements are categorised within the fair value hierarchy, described as follows, based on the degree to which the inputs to the fair value measurements are observable and the significance of the inputs to the fair value measurement in its entirety:

- (i) Level 1 — Quoted (unadjusted) market prices in active markets for identical assets or liabilities
- (ii) Level 2 — inputs, other than quoted prices included within Level 1, that are observable for the asset or liability, either directly or indirectly; and
- (iii) Level 3 — Unobservable inputs for the asset or liability reflecting Group's assumptions about pricing by market participants

For assets and liabilities that are recognised in the condensed consolidated interim financial statements on fair value on a recurring basis, the Group determines whether transfers have occurred between Levels in the hierarchy by re-assessing categorisation (based on the lowest level input that is significant to the fair value measurement as a whole) at the end of each reporting period.

When applicable, further information about the assumptions made in determining fair values is disclosed in the notes specific to that asset or liability.

4. Segment Information

Operating segments are defined as components of an enterprise for which discrete financial information is available that is evaluated regularly by the chief operating decision maker, in deciding how to allocate resources and assessing performance.

The Group has identified two business segments namely "Web and related Services" and "Accounting Software Services" as reportable segments based on the nature of the products, the risks and returns, the organization structure and the internal financial reporting systems.

Web and related services pertains to online B2B marketplace for business products and services. It provides a platform to discover products and services and connect with the suppliers of such products and services. Accounting software services include business of development, system analysis, designing and marketing of integrated business accounting software to help and manage businesses with increased efficiency.

The accounting principles used in the preparation of the financial statements are consistently applied to record revenue and expenditure in individual segments and are as set out in Note 2 on material accounting policies. The accounting policies in relation to segment accounting are as under:

- (a) Segment revenue and expenses



IndiaMART Intermesh Limited


Notes to condensed consolidated interim financial statements for the period ended 30 September 2023

(Amounts in INR million, unless otherwise stated)

Segment revenue is directly attributable to the segment and segment expenses have been allocated to various segments on the basis of specific identification. However, segment revenue does not include other income.

(b) Segment assets and liabilities

Assets and liabilities directly attributable or allocable to segments are disclosed under each reportable segment.



5A Property, plant and equipment

	Computers	Office equipments	Furniture and fixtures	Motor vehicles	Total Property, plant and equipment	Capital work in progress (Refer Note below)
Gross carrying amount						
As at 01 April 2022	115.58	48.68	4.03	3.78	172.07	1.77
Acquisitions through business combinations (refer note 33)	1.73	1.29	1.61	4.42	9.05	
Additions for the year	184.22	3.79	0.59	7.18	195.77	-
Disposals for the year	(10.01)	(3.82)	(2.11)	(8.11)	(24.05)	-
As at 31 March 2023	291.52	49.94	4.12	7.27	352.85	1.77
Additions for the period	34.03	3.00	1.17	-	38.20	-
Disposals for the period	(0.38)	(0.15)	(0.09)	-	(0.62)	-
As at 30 September 2023	325.17	52.79	5.20	7.27	390.43	1.77
Accumulated depreciation						
As at 01 April 2022	92.51	42.73	3.26	2.95	141.45	-
Charge for the year	92.60	3.39	0.44	2.01	98.44	-
Disposals during the year	(9.08)	(2.66)	(0.65)	(2.96)	(15.35)	-
As at 31 March 2023	176.03	43.46	3.05	2.00	224.54	-
Charge for the period	44.60	1.66	0.20	0.82	47.28	-
Disposals during the period	(0.22)	(0.14)	(0.08)	-	(0.44)	-
As at 30 September 2023	220.41	44.98	3.17	2.82	271.39	-
Net Carrying value						
As at 01 April 2022	23.07	5.95	0.77	0.83	30.62	1.77
As at 31 March 2023	115.49	6.48	1.07	5.27	128.31	1.77
As at 30 September 2023	104.75	7.81	2.03	4.45	119.05	1.77

Note:

1. Capital work in progress represents the amount incurred on construction of boundary wall for leasehold land, the project has been temporarily suspended as the Company is in process of evaluating the construction plan and also in the process of planning to seek further extension for construction on leasehold land (refer note 5B for details related to leasehold land).



5B Right-of-use asset

	Leasehold land (Refer Note 1 below)	Buildings	Total
Gross carrying amount			
As at 01 April 2022	37.12	834.60	871.72
Acquisitions through business combinations (refer note 33)	-	2.79	2.79
Measurement period adjustments (refer note 33)	-	(0.07)	(0.07)
Additions for the year	-	30.05	30.05
Disposals for the year (refer note 2 below)	-	(79.41)	(79.41)
As at 31 March 2023	37.12	787.96	825.08
Additions for the period	-	76.17	76.17
Disposals for the period	-	(16.36)	(16.36)
As at 30 September 2023	37.12	847.77	884.89
Accumulated depreciation			
As at 01 April 2022	2.76	340.53	343.29
Depreciation for the year	0.46	100.22	100.68
Disposals for the year (refer note 2 below)	-	(31.51)	(31.51)
As at 31 March 2023	3.22	409.24	412.46
Depreciation for the period	0.23	50.79	51.02
Disposals for the period	-	(8.76)	(8.76)
As at 30 September 2023	3.45	451.27	454.72
Net Carrying value			
As at 01 April 2022	34.36	494.07	528.43
As at 31 March 2023	33.90	378.72	412.62
As at 30 September 2023	33.67	396.50	430.17

1. As per the terms of the lease arrangement, the Company was required to complete the construction of building within a defined time from the date of handing over the possession. The Company had obtained extension for construction of building on the leasehold land till 5 July 2021. The project has been temporarily suspended as the Company is in the process of evaluating the construction plan and is also in the process of planning to seek further extension for construction on the leasehold land.

2. Disposal includes adjustment on account of lease modifications

6A Goodwill

As at 30 September 2023


Acquisitions through business combinations

4,542.72

The following table presents the changes in the carrying value of goodwill based on identified CGUs:

	Busy Infotech Private Limited	Livekeeping Technologies Private Limited	Total
Opening balance as at 1 April 2022	-	-	-
Acquisitions through business combination (refer note 33)	4,137.71	419.92	4,557.63
Measurement period adjustments (refer note 33)	(15.37)	0.46	(14.91)
Closing balance as at 31 March 2023	4,122.34	420.38	4,542.72
Changes during the period	-	-	-
Closing balance as at 30 September 2023	4,122.34	420.38	4,542.72

The Group tests goodwill for impairment on March 31, or more frequently when there is indication for impairment. For the purpose of impairment testing, goodwill is allocated to a CGU representing the lowest level within the Group at which goodwill is monitored for internal management purposes, and which is not larger than the Group's operating segment.




IndiaMART InterMESH Limited

Notes to Condensed Consolidated Interim Financial Statements for the period ended 30 September 2023
(Amounts in INR million, unless otherwise stated)

6B Other Intangible assets

	Software	Unique telephone numbers	Technology	Channel Network	Total
Gross carrying amount					
As at 01 April 2022	15.07	4.70	-	-	19.77
Acquisitions through business combinations (refer note 33)	0.77	-	191.08	365.62	557.47
As at 31 March 2023	15.84	4.70	191.08	365.62	577.24
Additions	-	-	-	-	-
As at 30 September 2023	15.84	4.70	191.08	365.62	577.24
Accumulated amortization					
As at 01 April 2022	13.69	4.49	-	-	18.18
Amortisation for the year	0.78	0.09	37.64	73.12	111.63
As at 31 March 2023	14.47	4.58	37.64	73.12	129.81
Amortisation for the period	0.22	0.03	19.11	36.56	55.92
As at 30 September 2023	14.69	4.61	56.75	109.68	185.73
Net Carrying value					
As at 01 April 2022	1.38	0.21	-	-	1.59
As at 31 March 2023	1.37	0.12	153.44	292.50	447.43
As at 30 September 2023	1.15	0.09	134.33	255.94	391.51




8 Financial assets

	As at 30 September 2023	As at 31 March 2023
i) Investments		
Non-current		
i) Investment in other entities at FVTPL	2,210.52	2,210.52
ii) Investment in debt instruments of associates at FVTPL	185.00	155.00
	<u>2,395.52</u>	<u>2,365.52</u>
Current		
Investment in mutual funds and exchange traded funds at FVTPL	12,855.64	11,736.59
Investment in bonds and debentures at FVTPL	5,058.05	10,497.55
Investments in Investment Trust- Quoted (measured at FVTPL)	337.30	484.19
	<u>18,250.99</u>	<u>22,718.33</u>

	As at 30 September 2023		As at 31 March 2023	
	No. of units	Amount	No. of units	Amount
a) Non-current investments				
(i) Investment in others entities				
Unquoted (measured at FVTPL)				
Instant Procurement Services Private Limited				
Equity shares held of INR 10 each (at premium of INR 899 each)	10	-	5,510	-
Equity shares sold during the year	-	-	(5,500)	-
0.001% Compulsorily convertible preference share of INR 10 each	16,200	-	16,200	-
Fair value gain recognised through profit and loss till date		386.74		386.74
Legistify Services Private Limited				
Compulsory convertible preference shares of INR 10 each (at premium of INR 5,132.68 each)	1,146	5.89	1,146	5.89
Compulsory convertible preference shares of INR 10 each (at premium of INR 4,104.14 each)	1,580	6.50	1,580	6.50
Compulsory convertible preference shares of INR 10 each (at premium of INR 58,120.00 each)	1,290	75.00	1,290	75.00
Equity shares of INR 10 each (at premium of INR 5,132.68 each)	100	0.51	100	0.51
Fair value gain recognised through profit and loss till date		74.28		74.28
Mynd Solutions Private Limited				
Equity shares of INR 10 each (at premium of INR 87.21 each)	24,74,637	240.56	33,36,489	324.34
Sale of equity shares	-	-	(8,61,852)	(83.78)
Compulsory convertible preference shares of INR 10 each INR (at premium of INR 149.32 each)	15,10,656	240.68	15,10,656	240.68
Fair value gain recognised through profit and loss till date		96.12		96.12
Zimyo Consulting Private Limited				
Compulsory convertible preference shares of INR 10 each (at premium of INR 86,306.32/- each)	1,870	161.41	1,870	161.41
Equity shares of INR 10 each (at premium of INR 86,306.32/- each)	100	8.63	100	8.63
		170.04		170.04
Flectx Technologies Private Limited				
Compulsory convertible preference shares of INR 10 each (at premium of INR 67,420/- each)	10,323	696.08	10,323	696.08
Equity shares of INR 10 each (at premium of INR 57,315/- each)	3,805	218.12	3,805	218.12
		914.20		914.20
		<u>2,210.52</u>		<u>2,210.52</u>
(ii) Investment in debt instruments of associates at FVTPL				
Unquoted (measured at FVTPL)				
Investment in Truckhall Private Limited				
Investment made in 0.0001% Compulsory convertible debentures of INR 1000 each in Truckhall Private Limited:				
Opening	75,000	75.00	-	-
Addition during the period (Refer Note 2 below)	30,000	30.00	75,000	75.00
		105.00		75.00
Investment in Mobisy Technologies Private Limited				
Investment in Compulsory convertible debentures of INR 1000 each in Mobisy Technologies Private Limited	80,000	80.00	80,000	80.00
		80.00		80.00
		<u>185.00</u>		<u>155.00</u>

1. The Group has invested in equity, convertible preference, and convertible debt instruments of other entities and associates, based on the terms of these instruments they are measured at fair value through profit and loss.


2. During the period ended 30 September 2023, the Group has further invested INR 30 in Truckhall Private Limited in Compulsory Convertible Debentures.



8 Financial assets (Cont'd)

b) Current investments

Investment in mutual funds and exchange traded funds - Quoted (measured at FVTPL)	As at 30 September 2023		As at 31 March 2023	
	No. of units	Amount	No. of units	Amount
Aditya Birla Sun Life Corporate Bond Fund - Regular Growth	12,48,976	123.96	5,30,849	50.75
Aditya Birla Sun Life Corporate Bond Fund	1,16,44,141	1,155.67	1,21,76,476	1,164.12
Aditya Birla Sun Life Money Manager Fund - Direct	13,736	4.51	-	-
Aditya Birla Sun Life Overnight fund	-	-	4	0.01
Aditya Birla Sun Life Nifty SDL Apr 2027 Index Fund	4,40,73,459	476.28	4,69,79,108	491.73
Aditya Birla Sunlife CRISIL AAA Jun 2023 Index Fund	-	-	39,99,365	42.03
Axis Corporate Debt Fund	87,77,620	136.45	1,22,01,532	240.59
Bharat Bond ETF April 2023	-	-	4,00,000	491.63
Bharat Bond ETF April 2025	8,20,419	947.70	3,79,992	423.31
Bharat Bond FOF April 2023	-	-	55,34,867	67.64
Edelweiss NIFTY PSU Bond Plus SDL Apr 2026 50:50 Index Fund	4,74,76,047	543.44	4,74,76,047	525.57
Edelweiss CRISIL IBX 50:50 Gilt Plus SDL Apr 2037 Index Fund	4,77,54,473	522.19	4,77,54,473	500.05
Edelweiss Arbitrage Fund- 1st April 2023 onward	19,38,940	35.23	-	-
HDFC Short Term Debt Fund	1,04,887	2.92	1,04,887	2.81
HDFC Low Duration Fund	1,54,29,585	843.59	1,54,29,585	810.37
HDFC Corporate Bond Fund	47,38,647	136.31	47,38,647	130.88
ICICI Prudential Banking & PSU Debt Fund	-	-	4,12,300	11.36
ICICI Prudential Corporate Bond Fund - Growth	6,64,641	17.27	6,64,641	16.60
ICICI Prudential Savings Fund	14,74,179	709.97	14,74,179	681.95
ICICI Prudential Short Term Fund	-	-	3,61,528	18.27
ICICI Prudential Money Market Fund	1,558	0.52	-	-
ICICI Prudential Liquid Fund	340	0.12	-	-
ICICI Prudential Corporate Bond Fund	2,08,93,932	660.06	2,23,05,368	580.56
ICICI Prudential Nifty SDL Dec 2028 Index Fund	4,82,19,177	521.24	4,82,19,177	502.67
ICICI Prudential Overnight Fund 1st April 2023 onward	40,088	50.04	-	-
IDFC Banking & PSU Debt Fund - Direct - Growth	-	-	12,05,754	25.19
Kotak Corporate Bond Fund	2,37,186	806.27	2,52,698	827.90
Kotak Nifty SDL Apr 2027 Top 12 Equal Weight Index Fund	4,97,90,091	532.51	5,47,08,297	567.20
Kotak Equity Arbitrage Fund	1,11,07,673	388.11	15,80,642	53.03
Kotak Nifty SDL Apr 2032 Top 12 Equal Weight Index Fund	9,46,02,577	1,037.34	9,46,02,577	990.38
Kotak Low Duration Fund - Direct Growth	212	0.67	-	-
Nippon India Dynamic Bond Fund	2,49,40,628	856.13	2,49,40,628	822.49
Nippon India Corporate Bond Fund	4,189	0.23	-	-
SBI Nifty 50 ETF	1,12,165	22.97	14,50,000	260.41
SBI Mutual Fund ETF Sensex Open Ended	3,450	2.45	-	-
SBI Savings Fund - Direct Growth	45,42,601	62.78	45,42,601	60.54
SBI Liquid Fund - Direct - Growth Plan	-	-	7,127	25.11
Aditya Birla Sun Life Liquid Fund	12,17,740	30.46	1,65,315	60.02
SBI S&P BSE Sensex ETF	6,48,000	460.57	6,48,000	408.88
SBI Nifty Index Fund	5,02,335	89.82	5,02,335	78.85
SBI Magnum Constant Maturity Fund	91,91,798	518.75	91,91,798	500.27
SBI Arbitrage Opportunities Fund	2,25,86,213	711.24	-	-
Invesco India Arbitrage Fund - DG	34,23,053	103.19	-	-
UTI Nifty 50 ETF	13,50,000	284.53	1,35,000	249.57
UTI Liquid Cash Plan	-	-	14,595	53.85
UTI Arbitrage Fund - 1st April 2023 onward	18,43,622	60.15	-	-
Total		12,855.64		11,736.59
Investment in bonds and debentures- Quoted (measured at FVTPL)				
Bejaj Finance bond	-	-	200	197.48
Canara Bank perpetual bond	30	307.98	30	304.85
Export Import Bank Of India Bond	-	-	200	196.16
HDFC bank Perpetual Bond	20	199.81	20	205.59
HDFC Ltd Bond	500	518.19	900	903.80
ICICI Bank Infra Bond	-	-	100	103.29
Kotak Mahindra Investment Ltd Zero Coupon Bond	200	191.47	200	184.23
India Infradebt Ltd Bond	100	102.14	100	99.02
IRFC Ltd Perpetual Bond	-	-	250	255.18
ICICI Home Finance Company Ltd MLD	-	-	150	153.98
LIC Housing Finance Bond	-	-	1,000	1,020.54
Mahindra & Mahindra Zero coupon bonds	250	221.01	400	212.23
NABARD Bond	900	893.27	1,750	1,732.88
Piramal Enterprises MLD	-	-	180	197.46
Punjab National Bank Perpetual Bond	10	105.67	10	100.83
Power Grid Corporation of India Limited Bond	55	74.64	55	71.84
Power Finance Corporation Ltd - Bond	1,058	163.55	558	577.90
REC Bond	100	100.83	998	1,042.77
SBI Perpetual Bond	210	1,126.27	210	1,141.85
7.75% SBI Sept 2027	5	148.88	5	51.91
Shriram Transport Finance MLD	-	-	100	114.30
Bank of Baroda Perpetual Bond	10	99.60	10	102.85
State Bank of India Tier-II Bond	500	497.38	500	490.53
SIDBI Bond	150	150.43	650	629.46
Tata Cleantech MLD	-	-	250	254.93
Union Bank Perpetual Bond	15	156.93	15	151.69
Total		5,058.05		10,497.55
Investments in Investment Trust- Quoted (measured at FVTPL)				
Powergrid InvIT	32,91,399	337.30	39,51,962	484.19
Total current investments		18,250.99		22,718.33
Aggregate book value of quoted investments		18,250.99		22,718.33
Aggregate market value of quoted investments		18,250.99		22,718.33
Aggregate carrying value of unquoted investments		2,395.52		2,365.52



8 Financial assets (Cont'd)

c) Loans (measured at amortised cost)

(i) Loans

Non-current (unsecured, considered good unless stated otherwise)

	As at 30 September 2023	As at 31 March 2023
Inter-corporate deposits*		
-PNB Housing Finance Limited	100.54	-
-HDFC Limited	102.43	-
-Bajaj Finance Limited	61.94	-
Loans to employees**	1.36	0.84
	<u>266.26</u>	<u>0.84</u>

Current (unsecured, considered good unless stated otherwise)

Inter-corporate deposits*		
-Bajaj Finance Limited	-	52.12
Loans to employees ***	3.23	4.36
	<u>3.23</u>	<u>56.48</u>

Total loans

	<u>269.50</u>	<u>57.32</u>
--	---------------	--------------

Notes:

*Inter-corporate deposits placed with financial institutions yield fixed interest rate.

**Represent interest free loans to employees, which are generally recoverable within 24 monthly instalments.

d) Others (measured at amortised cost)

Non-current (unsecured, considered good unless stated otherwise)

	As at 30 September 2023	As at 31 March 2023
Security deposits	44.99	40.73
Deposits with remaining maturity for more than twelve months (Refer Note 11)	6.77	-
Total	<u>51.76</u>	<u>40.73</u>

Current (unsecured, considered good unless stated otherwise)

Security deposits	13.73	7.71
Amount recoverable from payment gateway	64.20	141.91
Other receivables	15.17	-
Total	<u>93.10</u>	<u>149.62</u>

Notes:

Security deposits are non-interest bearing and are generally on term of 3 to 9 years.

9 Other assets

Non-current (unsecured, considered good unless stated otherwise)

	As at 30 September 2023	As at 31 March 2023
Prepaid expenses	2.93	0.60
Indirect taxes recoverable	14.13	14.61
Total	<u>17.06</u>	<u>15.21</u>

Current (Unsecured, considered good unless stated otherwise)

Advances recoverable	13.98	10.41
Indirect taxes recoverable	20.09	15.36
Prepaid expenses	39.56	30.13
Others	-	0.03
Total	<u>73.63</u>	<u>55.93</u>

10 Trade receivables

Unsecured, considered good unless stated otherwise

	As at 30 September 2023	As at 31 March 2023
Trade receivables	43.97	68.55
Receivables from related parties (Refer Note 32)	1.76	2.00
Total	<u>45.73</u>	<u>70.55</u>

Notes:

a) No trade receivables are due from directors or other officers of the Group either severally or jointly with any other person.

b) For terms and conditions relating to related party receivables (Refer Note 32)

c) Trade receivables are non-interest bearing and are generally on terms of 30 to 180 days.

11 Cash and bank balances

a) Cash and cash equivalents

	As at 30 September 2023	As at 31 March 2023
Cheques on hand	94.29	237.90
Balance with bank		
- On current accounts	217.79	301.45
- Deposits with original maturity of less than three months	-	41.71
Total Cash and cash equivalents	<u>312.08</u>	<u>581.06</u>

Note:

Cash and cash equivalents for the purpose of cash flow statement comprise cash and cash equivalents as shown above.

b) Bank balances other than cash and cash equivalents

(i) Deposits with banks		
- remaining maturity upto twelve months	190.02	0.03
- remaining maturity for more than twelve months	6.77	-
	<u>196.79</u>	<u>0.03</u>
Less: Amount disclosed under Other financial assets non-current	(6.77)	-
	<u>190.02</u>	<u>0.03</u>

(ii) Earmarked balances with banks*

Amount disclosed under current bank deposits	<u>71.24</u>	<u>1.66</u>
	<u>261.26</u>	<u>1.69</u>

* Earmarked balances includes below items :-

-Unclaimed/Unpaid dividend	0.13	0.13
-Bank balance with Indiamart Employee Benefit Trust	1.57	1.53
-Corporate Social Responsibility(CSR) unspent bank account balance	4.40	-
-FDR's on lien - buyback	65.13	-
-FDR's on lien - Others	0.01	-



12 Share capital


	Number of shares	Amount
Authorised equity share capital (INR 10 per share)		
As at 01 April 2022	9,94,42,460	994.42
As at 31 March 2023	9,94,42,460	994.42
As at 30 September 2023	9,94,42,460	994.42
Authorised 0.01% cumulative preference share capital (INR 328 per share)		
	Number of shares	Amount
As at 01 April 2022	3	0.00
As at 31 March 2023	3	0.00
As at 30 September 2023	3	0.00
Issued equity share capital (subscribed and fully paid up) (INR 10 per share)		
	Number of shares	Amount
As at 01 April 2022	3,05,52,990	305.53
Equity shares issued to Indiamart Employee Benefit Trust during the year (refer note (a) below)	2,10,000	2.10
Equity shares issued during the earlier year to Indiamart Employee Benefit Trust and transferred to employees pursuant to SAR/ESOP's exercised during the year (refer note (a) below)	11,584	0.12
Equity shares issued during the year and held by Indiamart Employee Benefit Trust as at year end (refer note (a) below)	(35,353)	(0.36)
Equity shares extinguished on buy back during the year	(1,60,000)	(1.60)
As at 31 March 2023	3,05,79,221	305.79
Bonus issue during the period (refer note 1 below)	3,06,14,574	306.15
Bonus shares issued during the period and held by Indiamart Employee Benefit Trust (refer note (a) below)	(35,353)	(0.36)
Equity shares extinguished on buy back during the period (refer note 2 below)	(12,50,000)	(12.50)
Equity shares issued during the earlier year to Indiamart Employee Benefit Trust and transferred to employees pursuant to SAR exercised during the period (refer note (a) below)	2,934	0.03
As at 30 September 2023	5,99,11,376	599.11

Notes:

- During the period ended 30 September 2023, the Company has issued and allotted 30,614,574 fully paid up Bonus Equity shares of 10 each on 22 June 2023 in the ratio of 1:1 (i.e. 1 Bonus Equity shares for every 1 existing equity share of the Company) to the shareholders who held shares on 21 June 2023 i.e. Record date.
- The Board of Directors at its meeting held on 20 July 2023, approved a proposal to buy-back upto 12,50,000 equity shares of the Company for an aggregate amount not exceeding INR 5,000, being 2.04% of the total paid up equity share capital at 4,000 per equity share. A Letter of Offer was made to all eligible shareholders. The Company bought back 12,50,000 equity shares out of the shares that were tendered by eligible shareholders and extinguished the equity shares on 25 September 2023. Capital redemption reserve was created to the extent of share capital extinguished of INR 12.50. The buyback results in a cash outflow of INR 6,198.67 (including transaction costs of INR 36.78 and tax on buyback of INR 1,161.89). The Company funded the buyback from its free reserves including Securities Premium as explained in Section 68 of the Companies Act, 2013.

a) Shares held by Indiamart Employee Benefit Trust against employees share based payment plans (face value: INR 10 each)

	As at 30 September 2023		As at 31 March 2023	
	Number	Amount	Number	Amount
Opening balance	35,353	0.36	11,584	0.12
Purchased during the period/year	-	-	2,10,000	2.10
Bonus issued during the period/year	35,353	0.36	-	-
Transfer to employees pursuant to SAR/ESOP exercised	(2,934)	(0.03)	(1,86,231)	(1.86)
Closing balance	67,772	0.69	35,353	0.36



13 Other equity

	As at 30 September 2023	As at 31 March 2023
Securities premium	9,038.42	15,522.50
General reserve	-	8.45
Employee share based payment reserve	386.39	256.55
Capital redemption reserve	12.50	1.60
Retained earnings	5,411.65	4,490.03
Total other equity	14,848.96	20,279.13

Nature and purpose of reserves and surplus:

- a) **Securities premium:** The Securities premium account is used to record the premium on issue of shares and is utilised in accordance with the provisions of the Companies Act 2013.
- b) **General reserve:** The General reserve is used from time to time to transfer profits from retained earnings for appropriation purposes, as the same is created by transfer from one component of equity to another.
- c) **Employee share based payment reserve:** The Employee share based payment reserve is used to recognise the compensation related to share based awards issued to employees under Company's Share based payment scheme.
- d) **Capital redemption reserve:** The Capital redemption reserve is created when company purchases its own shares out of free reserves or securities premium. A sum equal to the nominal value of the shares so purchased is transferred to capital redemption reserve. The reserve is utilised in accordance with the provisions of section 69 of the Companies Act, 2013.
- e) **Retained earnings:** Retained earnings represent the amount of accumulated earnings of the Group, and re-measurement gains/losses on defined benefit plans.

14 Trade payables*

	As at 30 September 2023	As at 31 March 2023
Payable to micro, small and medium enterprises **	-	1.07
Other trade payables	3.36	3.18
- outstanding dues to others	252.82	267.93
Accrued expenses	-	-
Total	256.18	272.18

* Refer note 32 for outstanding balances pertaining to related parties.

** MSME as per the Micro, Small and Medium Enterprises Development Act, 2006.

15 Lease and other financial liabilities


	As at 30 September 2023	As at 31 March 2023
(a) Lease liabilities		
Non-current	346.92	340.28
Current	129.22	118.80
	476.14	459.08
(b) Other financial liabilities		
Non-current		
Deferred Consideration	253.53	355.68
Total	253.53	355.68
Current		
Payable to employees	180.00	238.01
Deferred Consideration	124.65	-
Security deposits	-	0.78
Other payable*	28.23	31.82
Total	332.88	270.61

*Includes unclaimed/unpaid dividend of INR 0.13 (31 March 2023: INR 0.13) and buy back expenses of INR 4.47 (31 March 2023 : Nil).

16 Provisions

	As at 30 September 2023	As at 31 March 2023
Non-current		
Provision for employee benefits (Refer note 29)		
Provision for gratuity	85.46	103.38
Provision for leave encashment	113.37	93.02
Total	198.83	196.40
Current		
Provision for employee benefits (Refer note 29)		
Provision for gratuity	35.33	33.51
Provision for leave encashment	43.01	28.13
Provision-others*	15.38	15.38
Total	93.72	77.02

* Contingency provision towards indirect taxes. There is no change in this provision during the period ended 30 September 2023.



17 Contract and other liabilities

	As at 30 September 2023	As at 31 March 2023
Contract liabilities*		
Non-current		
Deferred revenue	4,659.71	4,205.57
	<u>4,659.71</u>	<u>4,205.57</u>
Current		
Deferred revenue	7,374.13	6,741.96
Advances from customers	406.84	677.10
	<u>7,780.97</u>	<u>7,419.06</u>
Total	<u>12,440.68</u>	<u>11,624.63</u>
Other liabilities- current		
Statutory dues		
Tax deducted at source payable	34.92	53.20
GST payable	149.15	297.05
Others	16.34	16.84
Total	<u>200.41</u>	<u>367.09</u>

* Contract liabilities include consideration received in advance to render services in future periods. Refer Note 32 for outstanding balances pertaining to related parties.

18 Income tax assets and liabilities

	As at 30 September 2023	As at 31 March 2023
Income tax assets (net of provisions)		
Non current		
Income tax assets	748.79	1,699.98
Less: Provision for income tax	(674.83)	(1,615.72)
Total non current tax assets (net)	<u>73.96</u>	<u>84.26</u>
Current		
Income tax assets	1,342.20	884.08
Less: Provision for income tax	(1,338.85)	(919.91)
Total current tax assets/(liability) (net)	<u>3.35</u>	<u>(35.83)</u>



19 Revenue from operations

Set out below is the disaggregation of the Group's revenue from contracts with customers:

	For the quarter ended 30 September 2023	For the quarter ended 30 September 2022	For the six months ended 30 September 2023	For the six months ended 30 September 2022
Sale of services				
Income from web services	2,785.60	2,239.65	5,441.80	4,335.94
Income from accounting software services	129.59	107.78	264.92	213.11
Advertisement and marketing services	31.77	59.18	61.46	103.37
Total	2,946.96	2,406.61	5,768.18	4,652.42

Changes in the contract liability balances during the period are as follows:

	For the quarter ended 30 September 2023	For the quarter ended 30 September 2022	For the six months ended 30 September 2023	For the six months ended 30 September 2022
Opening balance at the beginning of the period	12,017.14	9,607.11	11,624.63	9,070.37
Acquisition through business combinations	-	-	-	241.71
Less: Revenue recognised from contract liability balance at the beginning of the period	(2,359.75)	(1,951.88)	(4,176.64)	(3,359.43)
Add: Amount received/billed from customers during the period	3,370.50	2,637.32	6,584.23	5,178.15
Less: Revenue recognised from amount received/billed during the period	(587.21)	(454.73)	(1,591.54)	(1,292.99)
Closing balance at the end of the period	12,440.68	9,837.81	12,440.68	9,837.81

20 Other income

	For the quarter ended 30 September 2023	For the quarter ended 30 September 2022	For the six months ended 30 September 2023	For the six months ended 30 September 2022
Fair value gain/(loss) on measurement and income from sale of financial assets				
-Fair value gain/(loss) (net) on measurement, interest and income from sale of mutual funds, exchange traded funds, bonds, debentures, units of alternative investment funds and investment trust	325.85	315.47	888.23	274.16
-Fair value gain on measurement and income from sale of Investment in other entities	-	138.77	-	172.10
Interest income from financial assets measured at amortised cost				
- on bank deposits	2.43	2.53	3.03	7.40
- on corporate deposits and loans	13.12	2.99	17.00	5.28
- on security deposits	0.75	0.92	1.47	1.57
Other interest income	-	0.04	0.03	0.08
Dividend Income	1.74	2.48	4.11	5.17
Gain on de-recognition of Right-of-use assets	1.80	0.68	2.27	3.03
Provisions and liabilities no longer required written back	0.12	0.21	0.45	0.98
Net gain/(loss) on disposal of property, plant and equipment	0.14	(0.35)	0.16	2.28
Miscellaneous income	0.40	1.97	0.99	3.69
Total	346.36	465.71	917.74	475.74

21 Purchase of stock in trade

	For the quarter ended 30 September 2023	For the quarter ended 30 September 2022	For the six months ended 30 September 2023	For the six months ended 30 September 2022
Purchases of stock in trade	-	-	-	1.55
	-	-	-	1.55

22 Changes in inventories of finished goods, Stock-in -Trade

	For the quarter ended 30 September 2023	For the quarter ended 30 September 2022	For the six months ended 30 September 2023	For the six months ended 30 September 2022
Inventory at the end of the period	-	1.00	-	1.00
Inventory at the beginning of the period	-	1.29	-	1.11
Increase in inventories	-	0.29	-	0.11

23 Employee benefits expense

	For the quarter ended 30 September 2023	For the quarter ended 30 September 2022	For the six months ended 30 September 2023	For the six months ended 30 September 2022
Salaries, allowance and bonus	1,187.71	868.10	2,293.25	1,686.67
Gratuity expense	18.48	16.79	35.67	32.68
Leave encashment expense	14.34	19.04	36.51	22.64
Contribution to provident and other funds	19.24	12.03	37.05	22.87
Employee share based payment expense	74.46	84.05	140.19	157.11
Staff welfare expenses	10.49	4.66	24.72	7.98
Total	1,324.72	1,004.67	2,567.39	1,929.95

24 Finance costs

	For the quarter ended 30 September 2023	For the quarter ended 30 September 2022	For the six months ended 30 September 2023	For the six months ended 30 September 2022
Interest cost of lease liabilities	11.50	12.01	22.33	24.33
Interest Cost on Deferred consideration	11.42	13.24	22.50	13.24
Total	22.92	25.25	44.83	37.57



25 Depreciation and amortisation expense

	For the quarter ended 30 September 2023	For the quarter ended 30 September 2022	For the six months ended 30 September 2023	For the six months ended 30 September 2022
Depreciation of property, plant and equipment (Refer Note 5A)	24.53	21.85	47.28	32.02
Depreciation of Right-of-use assets (Refer Note 5B)	27.31	26.06	51.02	51.43
Amortisation of intangible assets (Refer Note 6B)	27.73	27.97	55.92	55.55
Total	79.58	75.88	154.23	139.00

26 Other expenses

	For the quarter ended 30 September 2023	For the quarter ended 30 September 2022	For the six months ended 30 September 2023	For the six months ended 30 September 2022
Content development expenses	77.13	71.27	152.49	133.17
Buyer engagement expenses	31.87	33.71	61.48	69.00
Customer support expenses	81.69	54.78	155.18	99.78
Commission on Sales	5.34	2.66	12.04	3.56
Outsourced sales cost	370.34	329.74	745.62	645.19
Internet and other online expenses	130.76	120.34	255.02	221.32
Rates and taxes	1.50	0.54	4.87	1.98
Outsourced support cost	4.20	4.10	7.68	8.04
Advertisement expenses	7.08	6.11	11.69	8.63
Power and fuel	4.84	4.36	9.59	8.35
Repair and maintenance:				
- Plant and machinery	3.17	2.14	4.68	3.48
- Others	13.61	8.58	26.01	15.99
Travelling and conveyance	14.70	9.42	27.20	16.42
Recruitment and training expenses	7.06	10.50	13.80	15.12
Legal and professional fees	4.30	20.99	25.77	75.61
Directors' sitting fees	12.84	1.12	14.73	2.54
Insurance expenses	15.37	11.87	27.18	23.25
Collection charges	15.38	11.38	28.58	21.89
Corporate social responsibility activities expenses	7.19	18.13	16.43	19.23
Rent	13.04	6.41	24.43	11.25
Miscellaneous expenses	1.42	1.35	3.29	2.79
Total	822.82	729.50	1,627.77	1,406.59


27 Earnings per share (EPS)

Basic EPS amounts are calculated by dividing the earnings for the period attributable to equity holders of the parent company by the weighted average number of equity shares outstanding during the period. Diluted EPS are calculated by dividing the earnings for the period attributable to the equity holders of the parent company by weighted average number of equity shares outstanding during the period plus the weighted average number of equity shares that would be issued on conversion of all the dilutive potential equity shares into equity shares. The following reflects the basic and diluted EPS computations:

	For the quarter ended 30 September 2023	For the quarter ended 30 September 2022	For the six months ended 30 September 2023	For the six months ended 30 September 2022
Basic				
Net profit as per the statement of profit and loss for computation of EPS (A)	694.00	683.54	1,525.47	1,150.54
Weighted average number of equity shares used in calculating basic EPS (B)*	6,10,77,909	6,08,91,294	6,11,17,955	6,09,94,552
Basic earnings per equity share (A/B)	11.36	11.23	24.96	18.86
Diluted				
Weighted average number of equity shares used in calculating basic EPS*	6,10,77,909	6,08,91,294	6,11,17,955	6,09,94,552
Potential equity shares	1,35,823	2,39,118	1,26,759	1,49,014
Total no. of shares outstanding (including dilution) (C)*	6,12,13,732	6,11,30,412	6,12,44,714	6,11,43,566
Diluted earnings per equity share (A/C)	11.34	11.18	24.91	18.82

There are potential equity shares for the period ended 30 September 2023 and 30 September 2022 in the form of share based awards granted to employees which have been considered in the calculation of diluted earning per share.

*Previous period numbers are adjusted for bonus shares issued during the current period.



28 Income tax

The major components of income tax expense are:

a) Income tax expense recognised in Statement of profit and loss

Particulars	For the quarter ended 30 September 2023	For the quarter ended 30 September 2022	For the six months ended 30 September 2023	For the six months ended 30 September 2022
Current tax expense				
Current tax for the period	245.94	206.32	428.62	421.65
	<u>245.94</u>	<u>206.32</u>	<u>428.62</u>	<u>421.65</u>
Deferred tax benefit				
Relating to origination and reversal of temporary differences	(6.66)	36.83	103.14	(138.49)
	<u>(6.66)</u>	<u>36.83</u>	<u>103.14</u>	<u>(138.49)</u>
Total income tax expense	<u>239.28</u>	<u>243.15</u>	<u>531.77</u>	<u>283.14</u>

The effective tax rate has been increased to 25.85% for the period ended 30 September 2023 from 19.75% for the period ended 30 September 2022, primarily on account of long term capital gain realised on sale of mutual funds units and investments taxed at lower rate in the previous period.

b) Income tax recognised in other comprehensive income/(loss) (OCI)

Deferred tax related to items recognised in OCI during the period.

Particulars	For the quarter ended 30 September 2023	For the quarter ended 30 September 2022	For the six months ended 30 September 2023	For the six months ended 30 September 2022
Net gain/(loss) on remeasurements of defined benefit plans	3.10	12.04	2.84	13.01


c) Reconciliation of Deferred tax Assets & liabilities:

Particulars	As at 30 September 2023	As at 31 March 2023
Opening balance as of 1 April	<u>(181.11)</u>	<u>(156.42)</u>
Tax benefit/(expense) during the period recognised in Statement of profit and loss	(103.14)	75.60
Net Deferred tax liabilities recognised pursuant to business combinations (refer note 33)	-	(80.35)
Measurement period adjustments (refer note 33)	-	(4.63)
Tax impact during the period recognised in OCI	(2.84)	(15.31)
Closing balance at the end of the period	<u>(287.09)</u>	<u>(181.11)</u>

d) Disclosed in the balance sheet as follows:

Particulars	As at 30 September 2023	As at 31 March 2023
Deferred Tax Liabilities	(299.32)	(202.86)
Deferred Tax Assets	12.23	21.75
Deferred Tax Liabilities (net)	<u>(287.09)</u>	<u>(181.11)</u>

The Group offsets tax assets and liabilities if and only if it has a legally enforceable right to set off current tax assets and current tax liabilities and the deferred tax assets and deferred tax liabilities relate to income taxes levied by the same tax authority.



29 Defined benefit plan and other long term employee benefit plan

The Group has a defined benefit gratuity plan. Every employee who has completed statutory defined period of service gets a gratuity on departure at 15 days salary (last drawn salary) for each completed year of service. The scheme is funded with insurance company in form of qualifying insurance policy. This defined benefit plans exposes the Group to actuarial risks, such as longevity risk, interest rate risk and salary risk.

The amount included in the balance sheet arising from the Group's obligation in respect of its gratuity plan and leave encashment is as follows:

Gratuity - Defined benefit

	As at 30 September 2023	As at 31 March 2023
Present value of defined benefit obligation	384.56	354.24
Fair value of plan assets	(263.77)	(217.35)
Net liability arising from defined benefit obligation	120.79	136.89

Leave encashment - other long term employee benefit plan

	As at 30 September 2023	As at 31 March 2023
Present value of other long term employee benefit plan	156.38	121.14


30 Fair value measurements

a) Category wise details as to carrying value, fair value and the level of fair value measurement hierarchy of the Group's financial instruments are as follows:

	Level	As at 30 September 2023	As at 31 March 2023
Financial assets			
a) Measured at fair value through profit or loss (FVTPL)			
- Investment in mutual funds and exchange traded funds (Refer Note b(iii) below)	Level 1	12,855.64	11,736.59
- Investments in Investment Trust (Refer Note b(iii) below)	Level 1	337.30	484.19
- Investment in bonds & debentures (Refer Note b(v) below)	Level 2	5,058.05	10,497.55
- Investment in equity/preference instruments of other entities (Refer Note b(iv) below)	Level 3	2,210.52	2,210.52
- Investment in debt instruments of associates (Refer Note b(v) below)	Level 3	185.00	155.00
		20,646.51	25,083.86
b) Measured at amortised cost (refer note (b)(i) and (ii) below)			
- Trade receivables		45.73	70.55
- Cash and cash equivalents		312.08	581.06
- Loans to employees		269.49	5.20
- Inter-corporate deposits		0.01	52.12
- Security deposits		58.72	48.44
- Deposits with Banks		268.03	1.69
- Other financial assets		79.37	141.91
		1,033.43	900.97
Total financial assets (a+b)		21,679.94	25,984.83
Financial liabilities			
a) Measured at amortised cost (refer note (b)(i) and (ii))			
- Trade payables		256.18	272.18
- Security deposits		-	0.78
- Other financial liabilities		586.42	625.51
- Lease liabilities		476.14	459.08
Total financial liabilities		1,318.74	1,357.55

b) The following methods / assumptions were used to estimate the fair values:

- The carrying value of deposits with Banks, Inter-corporate deposits with Financial institutions, trade receivables, loans to employees, cash and cash equivalents, trade payables, security deposits, lease liabilities and other financial assets and other financial liabilities measured at amortised cost approximate their fair value due to the short-term maturities of these instruments. These have been assessed basis counterparty credit risk.
- The fair value of non-current financial assets and financial liabilities measured are determined by discounting future cash flows using current rates of instruments with similar terms and credit risk. The current rates used does not reflect significant changes from the discount rates used initially. Therefore, the carrying value of these instruments measured at amortised cost approximate their fair value.
- Fair value of quoted mutual funds, exchange traded fund and investment trust is based on quoted market prices at the reporting date. We do not expect material volatility in these financial assets.
- Fair value of investment in equity/preference/ and debenture instruments of other entities is estimated based on discounted cash flows / market multiple valuation technique using the cash flow projections, discount rate and credit risk and are classified as Level 3.
- Fair value of Investment in debt instruments of associates is estimated based on discounted cash flows / market multiple valuation technique using the cash flow projections, discount rate and credit risk and are classified as Level 3.
- Fair value of the quoted bonds and debentures is determined using observable market's inputs and is classified as Level 2.



30 Fair value measurements (Cont'd)

c) Following table describes the valuation techniques used and key inputs thereto for the level 3 financial assets as of 31 March 2023:


Financial assets	Valuation technique(s)	Significant Unobservable inputs	Inter-relationship between significant unobservable input and fair value measurement
Investment in equity/preference instruments of other entities			
Legistify Services Private Limited, Mynd Solutions Private Limited, Zimyo Consulting Private Limited, Fleets Technologies Private Limited and Instant Procurement Services Private Limited	Market multiple and Discounted cashflow approach	i) Discount rate ii) Revenue growth rate iii) Market multiples (Comparable Companies)	The estimated fair value of Investment in Other entities will Increase (decrease) if the Revenue growth rate and Market multiple is higher/ (lower). The estimated fair value of Investment in Other entities will Increase/ (decrease) if the Discount rate is (lower)/ higher.

* For the period ended 30 September 2023, there is no material change in the significant unobservable inputs and sensitivity from the period ended 31 March 2023 for investment made in other entities.

d) Reconciliation of level 3 fair value measurements

	Investment in equity/preference instruments of other entities/investment in debt instruments of associates			
	For the quarter ended 30 September 2023	For the quarter ended 30 September 2022	For the six months ended 30 September 2023	For the six months ended 30 September 2022
Opening balance	2,395.52	1,826.46	2,365.52	1,719.05
Gain recognised in profit or loss	-	138.77	-	172.10
Additions	-	-	30.00	75.00
Disposals/Extinguishment	-	-	-	(0.92)
Closing balance	2,395.52	1,965.23	2,395.52	1,965.23

e) During the period ended 30 September 2023 and 30 September 2022, there were no transfers due to re-classification into and out of Level 3 fair value measurements



31 Segment information

Operating segments are defined as components of an enterprise for which discrete financial information is available that is evaluated regularly by the chief operating decision maker, in deciding how to allocate resources and assessing performance.

Pursuant to acquisition of Busy Infotech Private Limited and Livekeeping Technologies Private Limited (Formerly known as Finlite Technologies Private limited) during the quarter ended 30 June, 2022, the Group has identified two business segments namely "Web and related Services" and "Accounting Software Services" as reportable segments based on the nature of the products, the risks and returns, the organization structure and the internal financial reporting systems.

Web and related services pertains to online B2B marketplace for business products and services. It provides a platform to discover products and services and connect with the suppliers of such products and services. Accounting software services includes business of development, system analysis, designing and marketing of integrated business accounting software to help and manage businesses with increased efficiency.

Segment accounting Policies

The accounting principles used in the preparation of the financial statements are consistently applied to record revenue and expenditure in individual segments and are as set out in note 2 on material accounting policies. The accounting policies in relation to segment accounting are as under:

(a) Segment revenue and expenses

Segment revenue is directly attributable to the segment and segment expenses have been allocated to various segments on the basis of specific identification. Segment revenue does not include other income. Segment expenses do not include finance cost, Depreciation and amortization, exceptional items, tax expense and share of loss of associates.

(b) Segment assets and liabilities

Assets and liabilities directly attributable or allocable to segments are disclosed under each reportable segment.

Financial information about the business segments for the quarter ended 30 September 2023 and 30 September 2022 is as follows:

	For the quarter ended 30 September 2023			For the quarter ended 30 September 2022		
	Web and related services	Accounting Software services	Total	Web and related services	Accounting Software services	Total
Revenue from operations from external customers	2,817.37	129.59	2,946.96	2,298.83	107.78	2,406.61
Inter-segment revenue	-	-	-	-	-	-
Segment revenues	2,817.37	129.59	2,946.96	2,298.83	107.78	2,406.61
Segment results	808.80	(9.37)	799.42	651.94	20.21	672.15
Finance Cost			(22.92)			(25.25)
Depreciation and Amortization expense			(79.58)			(75.88)
Other income			346.36			465.71
Profit before share of loss in associates, exceptional items and tax			1,043.28			1,036.73
Share in net loss of associates			(110.01)			(110.04)
Profit before exceptional items and tax			933.27			926.69
Exceptional items			-			-
Profit before tax			933.27			926.69
Tax expense			(239.28)			(243.15)
Profit for the quarter			694.00			683.54

Financial information about the business segments for the six months ended 30 September 2023 and 30 September 2022 is as follows:

	For the six months ended 30 September 2023			For the six months ended 30 September 2022		
	Web and related services	Accounting Software services	Total	Web and related services	Accounting Software services	Total
Revenue from operations from external customers	5,503.26	264.92	5,768.18	4,439.31	213.11	4,652.42
Inter-segment revenue	-	-	-	-	-	-
Segment revenues	5,503.26	264.92	5,768.18	4,439.31	213.11	4,652.42
Segment results	1,571.21	1.81	1,573.02	1,269.54	44.68	1,314.23
Finance Cost			(44.83)			(37.57)
Depreciation and Amortization expense			(154.23)			(139.00)
Other income			917.74			475.74
Profit before share of loss in associates, exceptional items and tax			2,291.70			1,613.40
Share in net loss of associates			(216.23)			(179.70)
Profit before exceptional items and tax			2,075.47			1,433.70
Exceptional items			(18.23)			-
Profit before tax			2,057.24			1,433.70
Tax expense			(531.77)			(283.16)
Profit for the period			1,525.47			1,150.54

Information about geographical areas:


The Group's revenue from continuing operations from external customers by location of operations and information of its non-current assets by location of assets are detailed below:

For the quarter ended 30 September 2023 and 30 September 2022:

	For the quarter ended 30 September 2023			For the quarter ended 30 September 2022		
	Web and related services	Accounting Software services	Total	Web and related services	Accounting Software services	Total
Revenue from external customers						
India	2,806.25	125.41	2,931.67	2,278.28	92.79	2,371.07
Others	10.89	4.40	15.29	20.55	14.99	35.54
	2,817.15	129.81	2,946.96	2,298.83	107.78	2,406.61

For Six months ended 30 September 2023 and 30 September 2022:

	For the six months ended 30 September 2023			For the six months ended 30 September 2022		
	Web and related services	Accounting Software services	Total	Web and related services	Accounting Software services	Total
Revenue from external customers						
India	5,473.37	256.52	5,729.89	4,396.40	192.74	4,589.14
Others	29.90	8.40	38.30	42.91	20.37	63.28
	5,503.26	264.93	5,768.18	4,439.31	213.11	4,652.42




31 Segment information (Cont'd)

	As at 30 September 2023			As at 31 March 2023		
	Web and related services	Accounting Software services	Total	Web and related services	Accounting Software services	Total
Non-Current Assets*						
India	559.57	4,942.71	5,502.28	551.19	4,996.86	5,548.05
Others	-	-	-	-	-	-
	559.57	4,942.71	5,502.28	551.19	4,996.86	5,548.05

* Non-current assets exclude financial assets, investment in associates, deferred tax assets, tax assets and post-employment benefit assets.
No single customer represents 10% or more of the Group's total revenue for the period ended 30 September 2023 and 30 September 2022, respectively.

Segment assets and liabilities

	Web and related services	Accounting Software services	Unallocable	Total	Web and related services	Accounting Software services	Unallocable	Total
Segment assets	18,516.18	6,228.06	5,255.54	29,999.77	22,680.36	6,275.93	5,490.01	34,446.30
Segment liabilities	13,602.64	949.06	-	14,551.70	13,007.13	854.25	-	13,861.38



32 Related party transactions

i) Names of related parties and related party relationship:

a) Entity's subsidiaries & associates

Subsidiaries	
	Hello Trade Online Private Limited
	Tradezeal Online Private Limited
	Tolexo Online Private Ltd
	Pay With Indiamart Private Limited
	Busy Infotech Private Limited (with effect from 06 April 2022)
	Livekeeping Technologies Private Limited (Formerly known as Finlite Technologies Private Limited) (with effect from 23 May 2022)
	Livekeeping Private Limited (Subsidiary of Livekeeping Technologies Private Limited, with effect from 23 May 2022)
Associates	
	Simply Vyapar Apps Private Limited
	Ten Times Online Private Limited (ceased to be an associate with effect from 16 March, 2023)
	Truckhall Private Limited
	Shipway Technology Private Limited
	Agillos E-Commerce Private Limited
	Edgewise Technologies Private Limited
	IB Monotaro Private Limited
	Adansa Solutions Private Limited (w.e.f April 06, 2022)
	Mobisy Technologies Private Limited (with effect from 03 November 2022)

b) Key Management Personnel (KMP):

Name	Designation
Dinesh Chandra Agarwal	Managing Director & CEO
Brijesh Kumar Agrawal	Whole time director
Prateek Chandra	Chief financial officer
Manoj Bhargava	Company Secretary
Dhruv Prakash	Non-executive director
Rajesh Sawhney	Independent director
Elizabeth Lucy Chapman	Independent director (Resigned with effect from 07 October 2022)
Vivek Narayan Gour	Independent director
Pallavi Dinodia Gupta	Independent director (Appointed with effect from 20 October 2022)
Aakash Chaudhry	Independent director (Appointed with effect from 20 July 2023)

c) Relatives of Key Management Personnel (KMP)*

Chetna Agarwal
Gunjan Agarwal
Anand Kumar Agrawal
Meena Agrawal
Pankaj Agarwal
Naresh Chandra Agrawal
Prakash Chandra Agrawal
Shravani Prakash
Anjani Prakash
Megha Bhargava
Sphuriti Gupta

d) Entities where Key Management Personnel (KMP) exercise significant influence.*

Mansa Enterprises Private Limited
Mynd Solutions Private Limited
S R Dinodia & Co LLP
Dinesh Chandra Agarwal HUF
Nanpara Family Trust
Nanpara Business Trust
Hamirwasia Business Trust
Hamirwasia Family Trust


e) Other related parties

Indiamart Employee Benefit Trust (administered Trust to manage employees share based payment plans of the Company)
Indiamart InterMesh Employees Group Gratuity Assurance Scheme (administered Trust to manage post-employment defined benefits of employees of the Company)

*With whom the Group had transactions during the reporting period.

ii) Key management personnel compensation

	For the quarter ended	For the quarter ended	For the six months ended	For the six months ended
	30 September 2023	30 September 2022	30 September 2023	30 September 2022
Short-term employee benefits	43.13	37.85	86.26	76.36
Post-employment benefits	0.04	-	0.17	-
Other long-term employee benefits	0.15	1.15	2.79	1.15
Employee share based payment	7.99	4.26	14.36	8.18
	51.31	43.26	103.58	85.69




32 Related party transactions (Cont'd)

The following table provides the total amount of transactions that have been entered into with the related parties for the relevant period:

Particulars	For the quarter ended 30 September 2023	For the quarter ended 30 September 2022	For the six months ended 30 September 2023	For the six months ended 30 September 2022
Entities where KMP exercise Significant influence:				
<u>Rent & related miscellaneous expenses</u>				
Mansa Enterprises Private Limited	1.41	0.66	2.50	1.12
<u>Tax consultancy and litigation support service</u>				
S R Dinodia & Co LLP	0.23	-	0.97	-
KMP and relatives of KMP's:				
<u>Recruitment and training expenses</u>				
Key management personnel	0.75	0.75	1.50	0.75
<u>Bonus share issued (Face Value 10/- each)</u>				
Key management personnel	-	-	145.54	-
Relatives of Key Management Personnel	-	-	5.72	-
Entities where Key Management Personnel exercise significant influence	-	-	0.60	-
<u>Dividend paid</u>				
Key management personnel	-	29.06	291.09	29.06
Relatives of Key Management Personnel	-	1.13	11.45	1.13
Entities where Key Management Personnel exercise significant influence	-	0.12	1.21	0.12
Director's sitting fees	2.10	1.05	3.90	2.31
<u>Other services provided</u>				
Relatives of Key Management Personnel	0.29	-	0.56	-
Associates				
<u>Investment in associates</u>				
Truckhall Private Limited	-	-	30.00	75.00
IB Monotaro Private Limited	-	-	137.36	-
Simply Vyapar Apps Private Limited	-	-	-	39.78
Adansa Solutions Private Limited	-	-	-	137.50
<u>Bonus Shares Received</u>				
Simply Vyapar Apps Private Limited	-	-	-	-
-Equity Shares Capital (Face value 10/- each)	-	-	0.11	-
-Compulsory convertible preference shares (Face value 100/- each)	-	-	14.75	-
<u>Web, advertisement & marketing services provided to</u>				
Simply Vyapar Apps Private Limited	1.33	4.44	3.26	7.40
IB Monotaro Private Limited	0.36	-	0.70	-
Mynd Solutions Private Limited	5.00	-	5.00	-
Adansa Solutions Private Limited	*.	-	*.	-
<u>Miscellaneous services provided to</u>				
Simply Vyapar Apps Private Limited	-	-	-	0.43
<u>Internet and online services availed from</u>				
Ten Times Online Pvt. Ltd	-	0.02	-	0.05
<u>Purchase of Fixed Assets</u>				
IB Monotaro Private Limited	0.01	-	0.01	-
Indiamart Employee Benefit Trust				
Share capital issued	-	-	-	2.10
Bonus share capital issued	-	-	0.35	-
Dividend paid	-	0.15	0.71	0.15

* Amount is less than 0.01.



32 Related party transactions (Cont'd)


Terms and conditions of transactions with related parties

The transactions with related parties are entered on terms equivalent to those that prevail in arm's length transactions. Outstanding balances as at the period end are unsecured and interest free and settlement occurs in cash. There have been no guarantees provided or received for any related party receivables or payables. This assessment is undertaken each financial year through examining the financial position of the related party and the market in which the related party operates.

The following table discloses the related parties balances at the year end:

Balance Outstanding at the year end	As at 30 September 2023	As at 31 March 2023
Associates		
Investment in equity instruments of associates (at cost)*		
Simply Vyapar Apps Private Limited	967.30	967.30
Truckhall Private Limited	110.10	110.10
Shipway Technology Private Limited	182.00	182.00
Agillos E-Commerce Private Limited	260.00	260.00
Edgewise Technologies Private Limited	133.45	133.45
IB Monotaro Private Limited	1,179.13	1,041.77
Adansa Solutions Private Limited	137.50	137.50
Mobisy Technologies Private Limited	463.89	463.89
Investment in debt instruments of associates (at FVTPL)		
Truckhall Private Limited	105.00	75.00
Mobisy Technologies Private Limited	80.00	80.00
Trade receivables		
Simply Vyapar Apps Private Limited	1.76	2.00
Trade Payable (including accrued expenses)		
S R Dinodia & Co LLP	0.93	-
Mansa Enterprises Private Limited	0.16	-
Key Management Personnel	0.25	-
Contract Liabilities		
Simply Vyapar Apps Private Limited	0.48	2.53
IB Monotaro Private Limited	2.86	1.10
Investment in Entities where KMP and Individuals exercise Significant influence (at FVTPL)		
Mynd Solutions Private Limited	577.36	577.36

*Does not include share of profit/loss of associate as accounted under equity method



33 Business Combination

a) Acquisition of Busy Infotech Private Limited ("Busy Infotech")

On 24 January, 2022, the Group had signed the Share Purchase Agreement (SPA) for acquiring 100% equity interest in Busy Infotech for a consideration of INR 5,000. Busy Infotech is engaged in the business of development, system analysis, designing and marketing of integrated business accounting software (known as Busy accounting software). The acquisition would help the Company to offer accounting software solutions to businesses in line with its long term vision of enabling businesses.

The acquisition consummated on 06 April, 2022 and the Group had paid INR 5,000 in cash.

The total purchase consideration of INR 5,000 was allocated based on management estimates to the acquired assets and liabilities as follows:

Particulars	As at 01 April 2022
Net working capital (Including cash of INR 33.11 millions)	433.06
Deferred tax liabilities(Net)	(76.17)
Non current Liabilities	(46.11)
Property, plant and equipment	8.65
Software	0.77
ROU	2.79
Intangible assets	
Technology	173.68
Channel Network	365.62
Goodwill	4,137.71
Purchase Consideration	5,000.00

The table below shows the values and lives of intangible assets recognized on acquisition:

	Amount	Life (Years)	Basis of amortization
Technology	173.68	5	On straight line basis
Channel Network	365.62	5	On straight line basis
Total Intangible Assets	539.30		

Goodwill is non tax deductible and was allocated to the CGU "Busy Infotech Private Limited".

Acquisition-related costs:

The Group had incurred INR 38.79 towards acquisition related costs. These amounts have been included in other expenses in the consolidated statement of profit or loss for the year ended 31 March, 2023.

The operations of Busy Infotech had been consolidated in the consolidated financial statements of the Group from 01 April, 2022 for convenience purposes as the transactions between 01 April, 2022 and 05 April, 2022 were not material.

During the year ended 31 March, 2023, the Group had finalised the purchase price allocation for this acquisition, which resulted in increase in net working capital by INR 29.20, decrease in Right of Use assets by INR 0.07, increase in deferred tax liability INR 4.62 and increase in non current liabilities by INR 9.14 with corresponding impact of decrease in value of goodwill by INR 15.37 to INR 4,122.34 basis certain revised information.

In addition to the purchase consideration, initially INR 28 was payable as on acquisition date to certain Business Advisors over a two-year period, which has been renegotiated and reduced to INR 23. Payment of this amount is contingent upon these service providers continuing to be the advisors of the Group during the stipulated period mentioned in the agreement. Out of the total agreed amount, INR 20 has been discharged upto 30 September 2023.

b) Acquisition of Livekeeping Technologies Private Limited (Formerly known as Finlite Technologies Private Limited)

On 25 March, 2022, the Group had signed Share subscription and Share purchase agreement (SSSPA) for acquiring 51.09% equity interest in Livekeeping Technologies Private Limited (Formerly known as Finlite Technologies Private Limited) by way of purchase of 2,147 equity shares from existing shareholder of Livekeeping for a consideration of INR 110 and by subscribing 6,843 fresh Compulsory Convertible Preference Shares (CCPS) for INR 350. Livekeeping is engaged in the business of providing technology related services, web development and mobile applications along with other services. Company is the owner of 'Live keeping', a mobile application that allows users to access their Tally data. This investment is in line with the Company's long term objective of offering various Software as a Service ("SAAS") based solutions for businesses.

The acquisition consummated on 23 May, 2022 and the Group had paid INR 459.74 in cash. As part of the acquisition, the Group had committed to Buy-out the remaining share from the promoter of Livekeeping Technologies Private Limited on specified dates in a manner stipulated under the SSSPA. Accordingly, the fair value of remaining consideration payable to promoters of Livekeeping Technologies of INR 321.27 was recognized by the Group as deferred consideration and the acquisition was accounted as per anticipated-acquisition method.

The total purchase consideration of INR 781.01 was allocated based on management estimates to the acquired assets and liabilities as follows:

Particulars	As at 31 May 2022
Net working capital (Including cash of INR 346.1 millions)	347.47
Deferred tax liabilities(Net)	(4.18)
Property, plant and equipment	0.40
Intangible assets	
Technology	17.40
Goodwill	419.92
Purchase Consideration	781.01

The table below shows the values and lives of intangible assets recognized on acquisition:

	Amount	Life (Years)	Basis of amortization
Technology	17.40	5	On straight line basis
Total Intangible Assets	17.40		

Goodwill is non tax deductible and was allocated to the CGU "Livekeeping Technologies Private Limited".

Acquisition-related costs:

The Group had incurred INR 1.91 towards acquisition related costs. These amounts have been included in other expenses in the consolidated statement of profit or loss for the year ended 31 March, 2023.

During the year ended 31 March 2023, the Group had finalised the purchase price allocation for this acquisition, which resulted in decrease in net working capital by INR 0.45 and increase in deferred tax liability INR 0.01 with corresponding impact of increase in value of goodwill by INR 0.46 to INR 420.38.

The operations of Livekeeping Technologies have been consolidated in the financial statements of the Group from 31 May, 2022.



34 Contingent liabilities and commitments

a) Contingent liabilities

	As at 30 September 2023	As at 31 March 2023
(i) Income-tax demand (refer notes (a) and (b) below)	302.68	302.68
Service tax/ GST demand (refer notes (c) below)	15.38	15.38

(a) In respect of Assessment year 2016-17, a demand was raised on Tolexo Online Private limited due to addition of income relating to receipts of securities premium against share allotment made to IndiaMART InterMESH Limited and accordingly the losses to be carried forward by the Company have been reduced from INR 719.22 to INR 482.07 (Tax impact @ 25.17% INR 59.69) . The matter is pending with CIT(Appeals). The Company is contesting the demand and the management believes that its position is possible to be upheld in the appellate process. No tax expense has been accrued in the consolidated financial statements for tax demand raised.

(b) In respect of Assessment year 2017-18, a demand of INR 242.99 was raised on Tolexo Online Private limited due to addition of income relating to receipts of securities premium against share allotment made to IndiaMART InterMESH Limited. The Company is contesting the demand and the management believes that its position is possible to be upheld in the appellate process. No tax expense has been accrued in the consolidated financial statements for tax demand raised.

(c) Pursuant to the service tax audit of Indiamart InterMESH Limited for the financial year 2013-14 to 2017-18 (i.e. upto 30 June 2017), a demand has been raised on non-payment of service tax under rule 6(3) of CCR, 2004 on "Net gain on sale of current investments" of INR 15.38. The Company has already recorded the provision for the said amount in the books of accounts in the financial year 2019-20. The Company was contesting the aforesaid mentioned demand against commissioner (Appeals). During the previous year, the order has been received rejecting the appeal and imposing 100% penalty of INR 15.38. The Company has filed the appeal before Tribunal against the order, and the management believes that the Company's position in the matter will be tenable.

(ii) On February 28, 2019, a judgment of the Supreme Court of India interpreting certain statutory defined contribution obligations of employees and employers altered historical understandings of such obligations, extending them to cover additional portions of the employee's income. However, the judgment isn't explicit if such interpretation may have retrospective application resulting in increased contribution for past and future years for certain employees of the Group. The Group, based on an internal assessment, evaluated that there are numerous interpretative challenges on the retrospective application of the judgment which results in impracticability in estimation of and timing of payment and amount involved. As a result of lack of implementation guidance and interpretative challenges involved, the Group is unable to reliably estimate the amount involved. Accordingly, the Company shall evaluate the amount of provision, if any, on there being further clarity on the matter.

(iii) The Group is involved in various lawsuits, claims and proceedings that arise in the ordinary course of business, the outcome of which is inherently uncertain. Some of these matters include speculative and frivolous claims for substantial or indeterminate amounts of damages. The Group records a liability when it is both probable that a loss has been incurred and the amount can be reasonably estimated. Significant judgment is required to determine both probability and the estimated amount. The Company reviews these provisions and adjusts these provisions accordingly to reflect the impact of negotiations, settlements, rulings, advice of legal counsel, and updated information. The Group believes that the amount or estimable range of reasonably possible loss, will not, either individually or in the aggregate, have a material adverse effect on its business, financial position, results or cash flows of the Group, with respect to loss contingencies for legal and other contingencies as at 30 September 2023.

(iv) The Indian Parliament has approved the Code on Social Security, 2020 which would impact the contributions by the Group towards Provident Fund and Gratuity. The effective date from which the changes are applicable is yet to be notified and the final rules are yet to be notified. The Group will carry out an evaluation of the impact and record the same in the financial statements in the period in which the Code becomes effective and the related rules are notified.

b) Capital and other commitments

- As at 30 September 2023, the Group has 0.63 capital commitment (31 March 2023: Nil).

35 Investment in associates

The Group has investment in associates as on 30 September 2023 (Refer Note 7). The aggregate summarised financial information in respect of the Group's associates accounted for using the equity method is as below:

	30 September 2023	31 March 2023
Carrying value of the Group's interest in associates	2,654.37	2,751.48
The Group's share in loss for the period in associates	(216.23)	(379.05)

36 Events after the reporting period

The Group has evaluated all the subsequent events through 27 October 2023, which is the date on which these condensed consolidated financial statements were issued, and no events have occurred from the balance sheet date through that date except for matters that have already been considered in the condensed consolidated financial statements.

As per our report of even date attached

For BSR & Co. LLP
Chartered Accountants
ICAI Firm Registration No. 101248W/W-100022

Kanika

Kanika Kohli
Partner
Membership No.: 511565
Place: Noida

Date: 27 October 2023

For and on behalf of the Board of Directors of
IndiaMART InterMESH
Limited

Dinesh Chandra Agarwal
Dinesh Chandra Agarwal
(Managing Director and CEO)
DIN:00191800

Brijesh Kumar Agrawal
Brijesh Kumar Agrawal
(Whole-time director)
DIN:00191760

Prateek Chandra
Prateek Chandra
(Chief Financial Officer)

Manoj Bhargava
Manoj Bhargava
(Company Secretary)

Place: Noida
Date: 27 October 2023

