

May 18, 2026

BSE Limited Phiroze Jeejeeboy Towers Dalal Street, Fort, Mumbai- 400 001 BSE Scrip Code: 539056	National Stock Exchange of India Limited Exchange Plaza, 5 th Floor, Plot no. C/1, G Block, Bandra Kurla Complex, Bandra (E) Mumbai- 400 051 NSE Scrip Symbol: IMAGICAA
---	--

Dear Sir/ Madam,

Sub.: Investor Presentation - Financial Results

Ref.: Regulation 30 of the SEBI (Listing Obligations and Disclosure Requirements) Regulations, 2015

Please find enclosed herewith the Investor Presentation on the Audited Financial Results of the Company for the quarter and year ended March 31, 2026.

The above is for your information and records.

Thanking you,

Yours faithfully,

For Imagicaaworld Entertainment Limited

Reshma Poojari

Company Secretary & Compliance Officer

Encl: as above



Imagicaaworld Entertainment Limited

Imagicaaworld Entertainment Limited

Q4 & FY26 Investor Presentation



This presentation and the accompanying slides (the "Presentation"), which have been prepared by **Imagicaaworld Entertainment Limited** (the "Company"), have been prepared solely for information purposes and do not constitute any offer, recommendation or invitation to purchase or subscribe for any securities, and shall not form the basis or be relied on in connection with any contract or binding commitment whatsoever. No offering of securities of the Company will be made except by means of a statutory offering document containing detailed information about the Company.

This Presentation has been prepared by the Company based on information and data which the Company considers reliable, but the Company makes no representation or warranty, express or implied, whatsoever, and no reliance shall be placed on, the truth, accuracy, completeness, fairness and reasonableness of the contents of this Presentation. This Presentation may not be all inclusive and may not contain all of the information that you may consider material. Any liability in respect of the contents of, or any omission from, this Presentation is expressly excluded.

This presentation contains certain forward-looking statements concerning the Company's future business prospects and business profitability, which are subject to a number of risks and uncertainties and the actual results could materially differ from those in such forward-looking statements. The risks and uncertainties relating to these statements include, but are not limited to, risks and uncertainties regarding fluctuations in earnings, our ability to manage growth, competition (both domestic and international), economic growth in India and abroad, ability to attract and retain highly skilled professionals, time and cost over runs on contracts, our ability to manage our international operations, government policies and actions regulations, interest and other fiscal costs generally prevailing in the economy. The company does not undertake to make any announcement in case any of these forward-looking statements become materially incorrect in future or update any forward-looking statements made from time to time by or on behalf of the company.

The Agenda



Introduction

Who We Are & What We Do



Industry Overview

Set for Steady Growth



Our Growth Strategy

Initiatives For Future Growth



Financial & Operational Highlights

Historical Performance



Annexures



One Of The Largest Amusement & Theme Park Player In India By Revenue & Number Of Parks



9 Parks Strategically Located Parks Along Western Belt

Madhya Pradesh

Indore (1)

Gujarat

Surat (1)

Mehsana (1)#

Ahmedabad (1)*

Maharashtra

Khopoli (2)

Lonavala (2)

Shirdi (2)



- Current parks
- Parks under planning

Current Portfolio of Brands



Theme & Water Park +
5-star Hotel
in Khopoli



Amusement & Water Park in
Lonavala



Spiritual Park & Water Park in
Shirdi



Water Park
in Surat & Indore



Water Park
in Mehsana

*Map not to scale
#Under O&M





Industry with high entry barrier

- ✓ **Competitive risk is low** as our strong presence inhibits new players
- ✓ High capex and requirement of large land parcels act as a further deterrent
- ✓ Our Strong **presence in the western belt** is a key moat and creates huge entry barrier
- ✓ Established **early presence in right catchment** areas driving footfalls

Proximity to large catchment areas with higher spending propensity

- ✓ Khopoli-Lonavala parks address primary catchment areas of **MMR + Pune ~37mn population**
- ✓ Shirdi park addresses primary catchment areas of **Shirdi & nearby regions**
- ✓ Current park in Surat and upcoming parks in **Sabarmati & Ahmedabad ~15mn population**
- ✓ Indore Water Park addresses cities of **Indore, Ujjain & Dewas ~8mn population**

Wide offerings of rides & attractions across various park formats

- ✓ **150+ rides** and attractions across parks
- ✓ Presence across several formats including **amusement park, theme park, devotional park** and **water park**
- ✓ Constant efforts towards enhancing customer experience as well as adding capacity
- ✓ **Added new rides & attractions over past 3 years** which has increased daily capacity **and led to repeat visitors**

Our Brands



Key Levers For Best-in-class Experience

01

International Rides from Reputed Suppliers

Provides unique experience with Thrill rides sourced from **Switzerland, United States, Canada, Turkey, Italy** and many more

Bouquet of Product Offerings

Product offerings with a combination of **Theme Park, Amusement Park, Water Parks, Devotional Park & a 5-star Hotel**

02

03

In house Food & Beverages

Provides **Thematic and Festival led cuisine experiences** to cater to sensibilities and taste buds of visitors with high hygiene standards

Best Safety Standards

ISO & BIS certified for safety & process compliances.

Periodic 3rd party audits of rides and strict adherence of rehabilitation and maintenance activities

04

05

Strong brand equity & recall

Demonstrated capabilities in **rich character content created in-house** ranging from the design and looks, films and adaptations to merchandise resulting in high brand recall

Enhanced Customer Experience

Curated evening acts such as **The Grand Imagicaa Parade, Light & Fountain show** and **array of Events across the year** create memories leveraging technology to better understand customer preferences

06



Strong Leadership Team

Promoters with more than two decades of experience in the park business



Mr. Rajesh Malpani
Chairman (Non Executive)

- M.S. from Virginia Technical Institute (U.S.A)
- Extensive experience successfully diversifying Malpani Group's sectoral reach
- Strong Acumen in Finance, taxation and planning



Mr. Manish Malpani
Non-Executive Director

- Mechanical Engineer with many years of hands-on experience in FMCG and real estate
- Pioneer in India's amusement & water park sector



Mr. Jai Malpani
Managing Director

- London School of Economics and Bentley Graduate in Economics and Finance
- Responsible of the expansion and management of our park verticals
- Actively involved in Group Investments

Key Management Professionals



Mr. Dhimant Bakshi
CEO and CMO

- INSEAD Alumnus with 30+ years experience in Retail, Entertainment and Ecommerce businesses - Associated with IEL since 2012
- Experience across Reliance Retail, Shoppers' Stop & Future Group



Mr. Mayuresh Kore
CFO and Head - Legal

- MBA Finance with 20+ years of diverse experience across project finance, treasury, investment banking
- Associated with IEL since 2009 leading Fund raising and Corporate Planning

Experienced support from promoter group

Mr. Prafulla Khinvasara
CEO – Renewables

- Experience in the areas of operations management & procurement
- He has been with the group for more than two decades

Mr. Uday Khairnar
Group – CTO

- Experience in implementation of IT solutions including SAP



The Agenda



Introduction

Who We Are & What We Do



Industry Overview

Set for Steady Growth



Our Growth Strategy

Initiatives For Future Growth



Financial & Operational Highlights

Historical Performance



Annexures

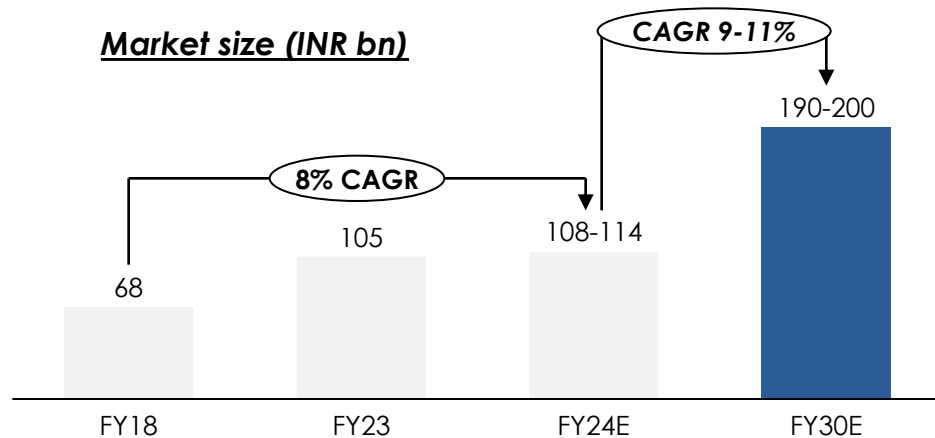


Unearthing The Potential Of Amusement & Theme Parks

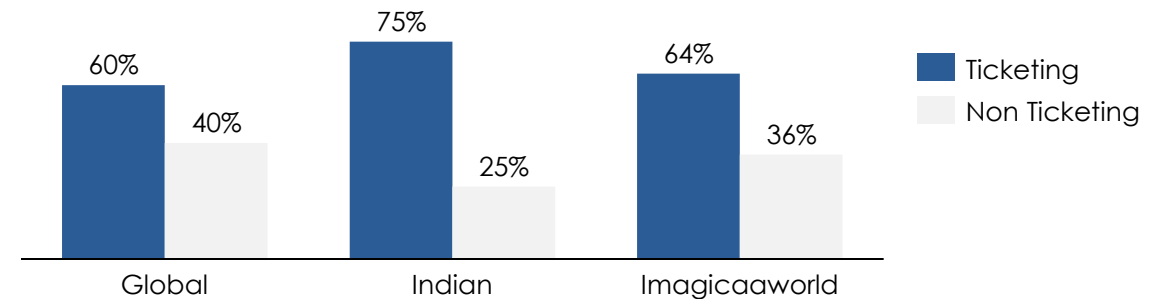
Indian Amusement & Theme Park industry to grow at healthy 9-11% CAGR from FY2024 to FY2030

- ✓ Growth is expected to be supported by expansion of players in diverse geographies including tier-2 and tier-3 cities
- ✓ Players are innovating their product and service offerings to enhance guest experience → adopting digital means of ticketing, offering group discounts, theme parties, festival celebrations to attract higher footfalls
- ✓ Ticket revenue continues to remain dominant stream for Indian amusement and theme park players
- ✓ Indian market is dominated by medium and small parks given high capex and regulatory compliances with few large parks

Outlook of Indian entertainment park industry market



Revenue Streams of Amusement Parks

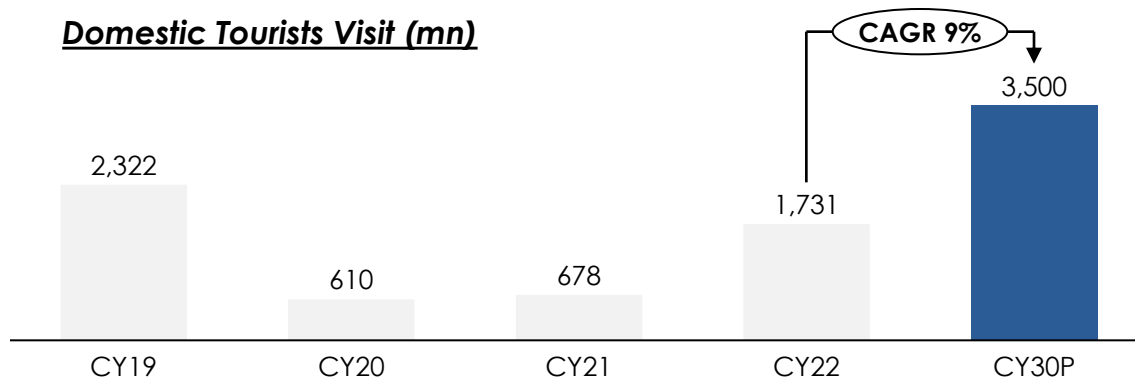


- Significant difference between revenue mix of Indian Amusement Parks compared to Global Parks
- Largely due to lower discretionary spending power of Indian consumers
- Imagicaa's non-ticketing revenue contribution is closer to global parks

Factors Supporting This Growth

Rise in domestic tourism due to increased connectivity

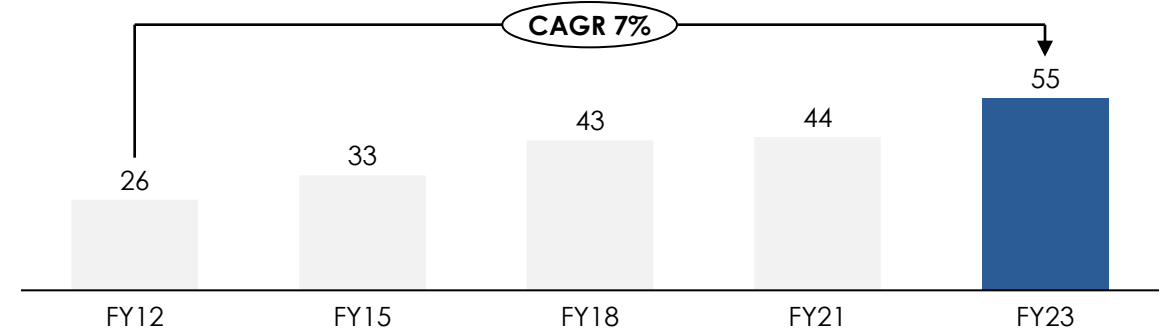
Domestic Tourists Visit (mn)



- Robust growth in Domestic Tourist Visits (DTV) is aiding the tourism allied sectors like hotels, amusement parks etc.
- Additionally, state-level policy initiatives aimed at promoting tourism have also played a crucial role in driving up domestic tourism

Increasing disposable income & evolving consumer behaviour

Consistent rise in discretionary personal consumption, PFCE (INR tn)



- Spending on leisure activities like amusement and theme parks is linked to discretionary spending
- There is rising propensity of Indian consumers to spend due to increase in disposable income of households

State government provide support to the industry

- ✓ **Maharashtra (Tourism policy 2016)** – Fiscal and additional incentives for eligible units including water sports and amusement parks
- ✓ **Gujarat (Tourism policy 2021-2025)** – incentives in the form of capital subsidy, exemption of electricity duty etc. for parks with investment >INR 500 mn are eligible
- ✓ **Tamil Nadu (Tourism policy 2023)** – investments in the entertainment parks/projects spread over minimum 15 acres of land will be supported
- ✓ **Madhya Pradesh (Tourism policy 2016)** – Hotels, resorts, water parks, amusement parks are will be eligible for the subsidy/incentives

Capital Intensive Business



Requires upfront investment for new park set up
Incur Replacement & Refresh capex for new rides every 2-3 years to attract customers and get repeat footfalls

Lack of differentiated offerings



Most players (except for few large players) do not have unique offerings in terms of overall experience or rides & attractions
This constrains their ability to attract repeat demand

Land Acquisition Hurdles



Parks are extremely land intensive business as typical large parks require around 30-50 acres
Land acquisition is complex and key factor for finding strategic location, regulatory clearances and rehabilitation

Executorial & Operational Expertise



Indian amusement and theme park industry players requires execution experience in operating and managing operations
Longer break-even periods, players require expertise in execution and managing day to day operations

The Agenda



Introduction

Who We Are & What We Do



Industry Overview

Set for Steady Growth



Our Growth Strategy

Initiatives For Future Growth



Financial & Operational Highlights

Historical Performance



Annexures





Expand And Upgrade Our Existing Parks

- ✓ Growth in revenue & footfalls from periodically introducing new attractions
- ✓ Innovate newer attractions based on concepts that are popular basis in-house market study

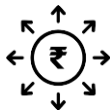
1



Foraying Into New Geographies

- ✓ Expand operations and further Strengthen Brand 'Imagicaa' by setting up new parks PAN India
- ✓ Adding one new location each year, with a focus of expanding into Tier I and Tier II cities in India

2



Well Diversified Revenue Streams

- ✓ High Focus on F&B and Retail merchandise operations to increase Consumption and ARPU
- ✓ Monetization through sponsorship opportunities to Brands and Advertisers
- ✓ Hotel Novotel Imagicaa, leveraging with park as a venue for MICE and Weddings

3



Unlock Synergies

- ✓ Revenue synergies from cross and upsell across parks
- ✓ Improvement in overall ARPU with pricing and Bundling
- ✓ Cost efficiencies in marketing, employee cost, procurement and other corporate overheads

4



Diversify Product Offerings

- ✓ Evolving from a park operator into a diversified entertainment platform
- ✓ Expanding into indoor entertainment formats to drive year-round engagement

5



Investment in Largest Water Park in Gujarat – Shanku's Water Park



Transaction Details

Target Asset	Shanku's Water Park
Structure	Investment in SPV – Mehsana Next Parks Pvt. Ltd.
Investment Size	Up to INR 100 Crores
Additional Revenue Stream	O&M Fees of 6 to 10%

Investment Rationale

- ✓ Access to a well-established water park in Gujarat with strong regional brand recall and large catchment access
- ✓ Park was recently renovated with new rides and attractions
- ✓ Leverage Imagicaaworld's expertise in operations, guest experience and revenue optimization
- ✓ Land available for future expansion and attraction additions
- ✓ Additional land surplus of ~10 acres for future expansion ride additions

25+ Acres

25+ Rides & Attractions





Entertainment Hub near Sabarmati River, Gujarat

Won bid in March 2024 to establish a landmark concept at the iconic Sabarmati Riverfront in Ahmedabad under **PPP Mode**

Multiple indoor and outdoor attractions such as **Ferris wheel, racing track** etc., **F&B outlets** spread across **11 acres**

Project Master Plan ready, received environment clearance and the project is now ready for groundbreaking

Venturing into Indoor Entertainment by bringing **Hello Park** to India (1/2)

About Hello Park

World's **largest chain** (50+ locations around globe) of **immersive, digital-physical (phygital) parks** for children with traditional games and digital and advanced technologies to create interactive play experiences

Each park features immersive **play zones, interactive learning games, birthday & celebration spaces, workshops, and family-friendly entertainment areas**

Partnership Details

Exclusive rights for India secured by Imagicaa to roll out Hello Park nationwide

Operational support from Hello Park includes global-standard software, hardware, training, and periodic upgrades

Plan to launch **Asset-light, in-city Family Entertainment Centre (FEC) format parks** in malls and other high-footfall urban locations

Benefits & Synergies for Imagicaa



Expands Imagicaa's portfolio into the **fast-growing indoor family entertainment segment**, complementing existing outdoor theme parks



The **in-city format increases brand reach**, ensuring stronger **consumer engagement year-round**, not just during vacation seasons



Enables **cross-promotion opportunities between indoor centers and outdoor parks**, boosting footfalls and loyalty among younger families



Strengthens Imagicaa's positioning as a **future-ready entertainment company** offering meaningful, immersive, and development-oriented play experiences




Signed LOI for first location finalized in Hyderabad at Lake Shore Y Junction



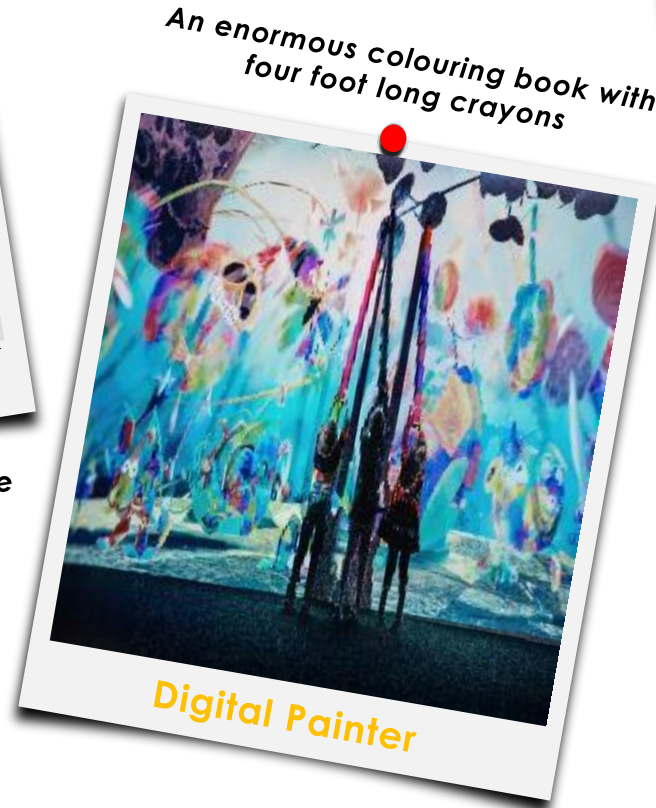
Venturing into Indoor Entertainment by bringing Hello Park to India (2/2)

Attractions from various Hello Parks across the world



Live Pictures

A game in which children colour pictures and then bring them to life and interact with them



Digital Painter

An enormous colouring book with four foot long crayons



Evolution of Stars

Children walk on the interactive floor and watch the birth and evolution of celestial bodies



Interactive Sandbox

Children dig and build while the landscape changes in the process

We plan to bring introduce similar attractions that reimagine entertainment as meaningful, immersive, and enriching for children's development



Creating Pan India Entertainment Park Network

Chandigarh
~1mn population

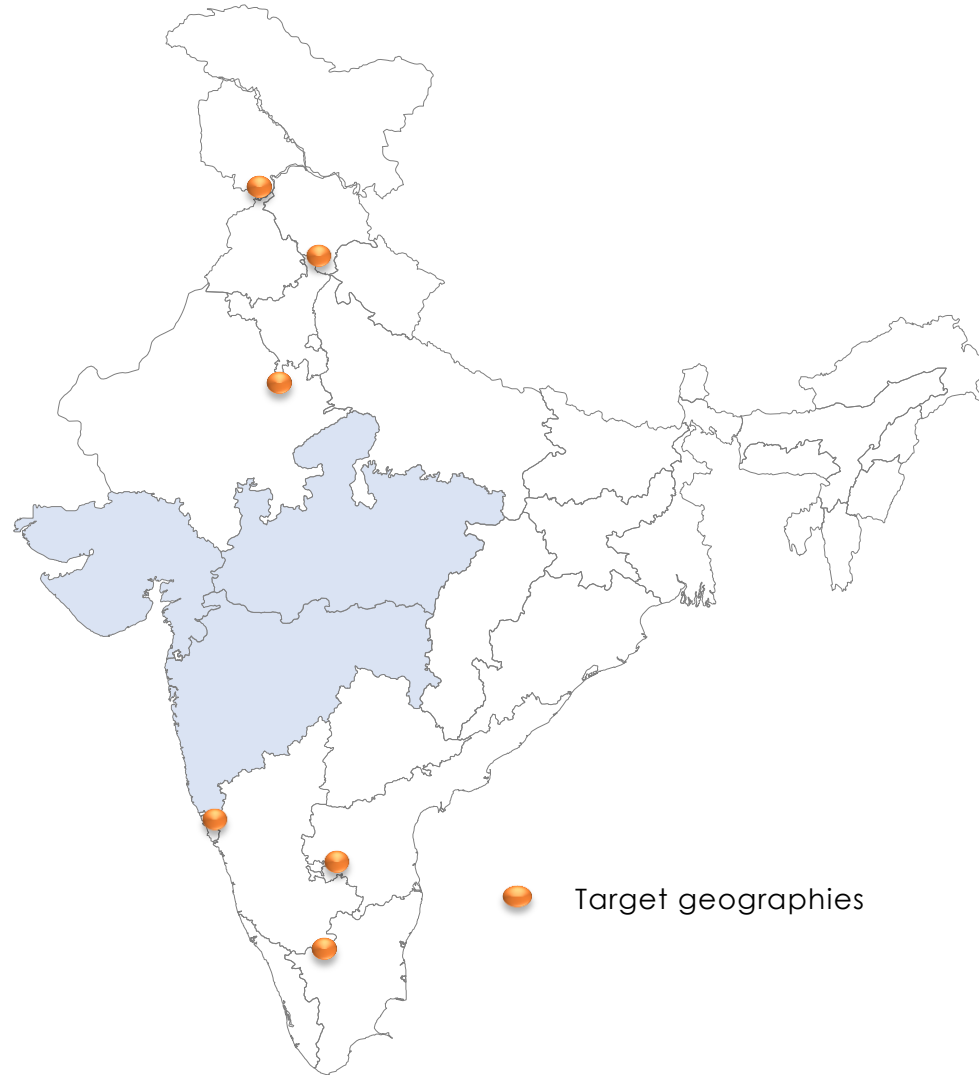
Delhi/NCR
~72mn population

Jaipur, Rajasthan
~5mn population

Goa
~2mn population

Bengaluru, Karnataka
~10mn population

Coimbatore, Tamil Nadu
~3mn population



Identifying the Right Location!

1 Regions with large catchment areas
Target cities with >40 lacs population

2 Ability to drive footfalls
Proximity & good connectivity to nearby cities

3 Land availability
Typically target to build large or medium parks requiring space >10 acres

4 Identify Collaboration Partners
Potentials tie-ups with government, alliance partners or international partners



The Agenda



Introduction

Who We Are & What We Do



Industry Overview

Set for Steady Growth



Our Growth Strategy

Initiatives For Future Growth



Financial & Operational Highlights

Turnaround Story



Annexures

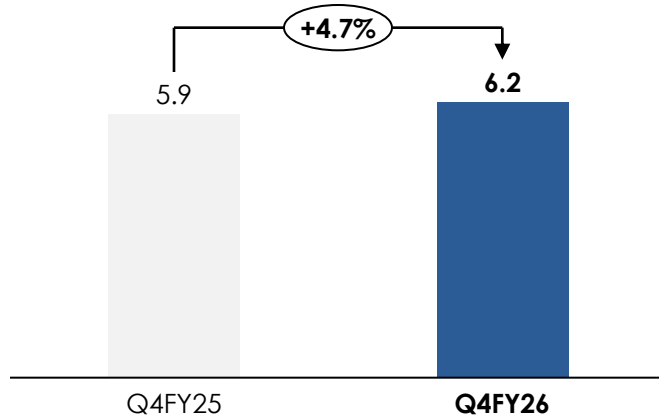


Consolidated Operational Highlights – Q4 & FY26*

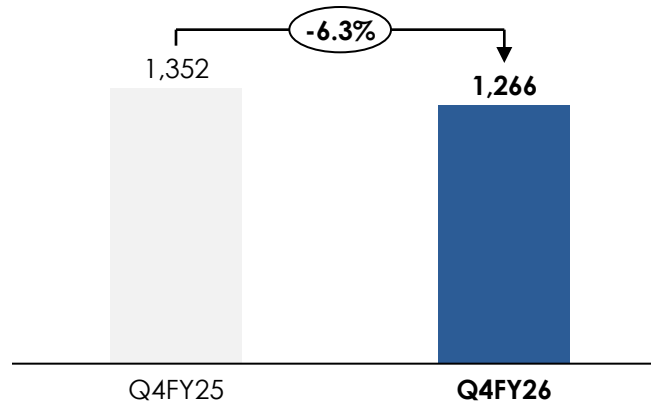


Q4FY26

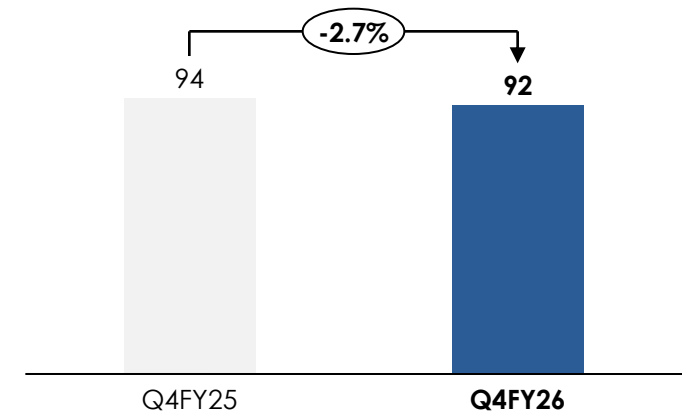
Footfalls (In Lakhs)



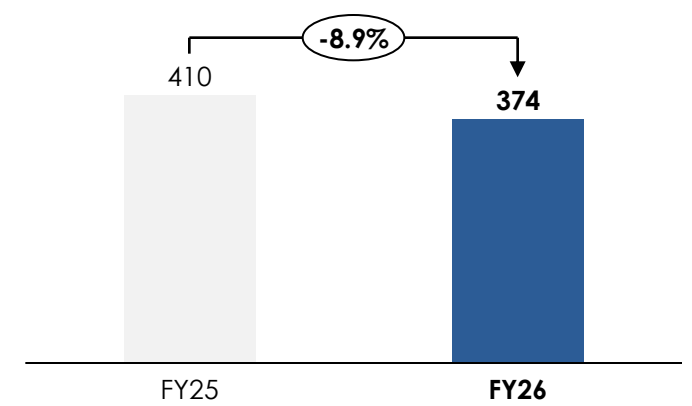
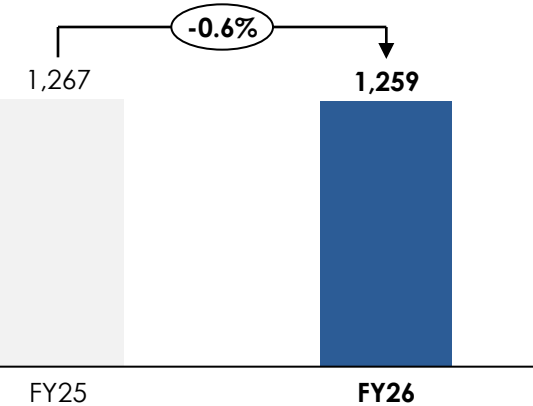
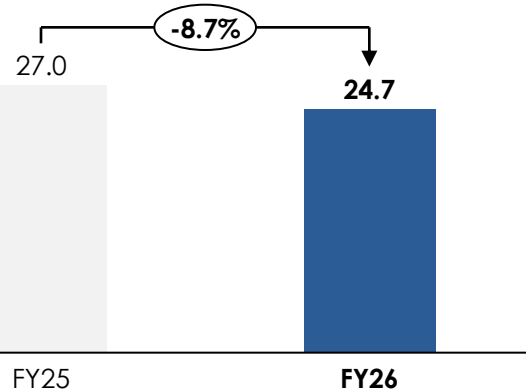
ARPU (Rs.)



Revenue (Rs. Crores)



FY26



*Q4 & FY26 includes numbers for Indore Water Park



Consolidated Profit & Loss Statement*



Profit and Loss (Rs in Crores)	Q4FY26	Q4FY25	Y-o-Y	FY26	FY25	Y-o-Y
Revenues from Operations	91.9	94.4	-2.7%	373.9	410.2	-8.9%
Operating Expenses	9.5	9.4		39.3	40.9	
Gross Profit	82.3	85.0	-3.1%	334.5	369.3	-9.4%
Gross Profit Margin (%)	89.6%	90.0%		89.5%	90.0%	
Employee Cost	12.5	11.8		52.2	46.3	
Advertisement Expenses	4.2	3.8		33.1	30.2	
Other Expenses	35.3	29.0		133.2	117.4	
EBITDA	30.3	40.5	-25.1%	116.0	175.5	-33.9%
EBITDA Margin (%)	33.0%	42.9%		31.0%	42.8%	
Other Income	1.7	2.6		10.1	9.2	
Depreciation	24.1	23.0		98.0	89.1	
EBIT	7.9	20.1	-60.8%	28.1	95.5	-70.6%
Finance Cost	5.6	4.5		19.8	10.7	
Extraordinary Items/ Prior Period Item	-0.4	-0.6		-0.2	1.7	
Profit before Tax	2.6	16.2	-83.8%	8.6	83.2	-89.7%
Tax	2.2	0.5		7.9	6.0	
Profit / (Loss) for the year	0.4	15.7	-97.5%	0.6	77.2	-99.2%
PAT Margins	0.4%	16.7%		0.2%	18.8%	
EPS	0.1	0.3		0.4	1.4	

*Q4 & FY26 includes numbers for Indore Water Park



Consolidated Balance Sheet

ASSETS (Rs in Crores)	Mar-26	Mar-25
Non-current assets		
Property, Plant and Equipment	1,382.7	1,402.6
Capital work-in-progress	3.9	31.5
Intangible Assets	5.9	4.6
Goodwill	41.3	41.3
Financial Assets		
(i) Investments	12.9	11.3
(ii) Others Financial Assets	13.3	2.7
Deferred Tax Assets(net)	180.0	187.9
Other non-current assets	6.9	9.7
Total Non Current Assets	1,646.9	1,691.6
Current assets		
Inventories	19.68	20.0
Financial Assets		
(i) Investments	0.00	54.2
(ii) Trade receivables	6.33	9.7
(iii) Cash and cash equivalents	16.12	37.6
(iv) Bank balances other than (iii)	11.00	15.3
(v) Loans	0.05	0.1
(vi) Other Financial Assets	22.93	28.4
Current tax assets (net)	5.34	4.1
Other Current Assets	25.81	26.8
Total Current Assets	107.3	196.2
TOTAL ASSETS	1,754.1	1,887.8

EQUITY AND LIABILITIES (Rs in Crores)	Mar-26	Mar-25
EQUITY		
Equity Share Capital	565.9	565.8
Other Equity	688.2	687.0
Shareholders Funds	1,254.0	1,252.8
Non-Current Liabilities		
Financial Liabilities		
(i) Long Term Borrowings	281.6	105.0
(ii) Other Financial Liabilities	0.0	200.0
Provisions	0.5	0.3
Other non-current liabilities	8.7	9.0
Total Non Current Liabilities	290.8	314.2
Current liabilities		
Financial Liabilities		
(i) Short Term Borrowings	60.9	62.1
(ii) Lease Liability	0.0	0.0
(iii) Trade Payables	26.1	41.2
(iii) Other Financial Liabilities	107.7	205.4
Other Current Liabilities	14.1	12.0
Provisions	0.5	0.1
Total Current Liabilities	209.3	320.8
TOTAL LIABILITIES	1,754.1	1,887.8

Abridged Consolidated Cashflow Statement



Particulars (Rs in Crores)	FY26	FY25
Profit Before Tax	8.6	83.2
Cash Generation from Operations	111.3	149.5
Income taxes paid	-1.2	-2.2
Net Cash from Operating Activities	109.9	147.2
Net Cash from Investing Activities	-287.1	-461.2
Net Cash from Financing Activities	155.7	251.0
Net Decrease in Cash and Cash equivalents	-21.5	-63.0
Add: Cash & Cash equivalents at the beginning of the period	37.6	100.7
Cash & Cash equivalents at the end of the period	16.1	37.6



The Agenda



Introduction

Who We Are & What We Do



Industry Overview

Set for Steady Growth



Our Growth Strategy

Initiatives For Future Growth



Financial & Operational Highlights

Turnaround Story



Annexures



Operational & Financial Summary - Historical



Particulars (Rs in Crores, unless specified)	FY20	FY21	FY22	FY23	FY24	FY25
Operational data						
Footfalls (Lakhs)	11.2	0.8	0.32	13.6	13.6	27.5
ARPU (Rs.)	1,392	1,367	1,568	1,459	1,510	1,462
Financial data						
Ticket sales	94	7	35	134	131	226
Room rentals	25	8	15	32	34	35
Food & Beverage	52	6	16	60	62	94
Merchandise	13	1	3	13	14	15
Other operating revenue	16	1	4	12	27	40
Revenue (Rs. Crs)	200	22	72	251	269	410
Material Costs	22	3	-24	28	29	41
Employee expenses	52	28	25	45	37	46
Marketing Expense	39	2	6	22	23	37
Repairs and maintenance	12	4	7	18	16	19
Power and fuel	18	7	11	20	22	23
Other expenses	67	12	15	32	37	68
Operating EBITDA	-10	-35	32	85	106	176

FY25 includes Wet'n Joy Parks acquisition



Imagicaa Theme Park, Khopoli



Imagicaa Theme Park spans **110 acres** and features **26 rides**, including both indoor and outdoor attractions themed around Mr. India, I for India, and Deep Space

Highlights include thrill rides along with thematic shows, the **Grand Imagicaa Parade**, and **5 themed restaurants** offering a complete entertainment experience

Imagicaa Water Park, Khopoli



Imagicaa Water Park, a **Mykonos-themed park** with **20 thrilling slides** and a **wave pool**, is adjacent to Imagicaa Theme Park

Highlights include Zip Zap Zoom, Crusader, Crazy fall and Loopy Woopy. Popular for parties, a live DJ entertains wave pool guests all day

Novotel Imagicaa, Khopoli



Novotel Imagicaa Khopoli, a **5-star deluxe** family hotel with **287 stylish rooms**, offers premium meeting facilities, **all-day dining**, a **swimming pool**, and a **gym**.

Located adjacent to both parks, it provides attractive 1- and 2-night stay packages, making it an ideal base for guests to relax and enjoy the destination

Wet'n Joy Water Park, Lonavala



Wet'n Joy Water Park, Lonavala is India's largest water park by ride and water body capacity, featuring **25+ international rides** primarily from **White Water (Canada)**

It houses **India's largest wave pool** spread across **60,000 sq. ft.** The park also offers **three multi-cuisine restaurants** and a total **parking capacity of 1,000+**, including **solar panel-covered parking**

Wet'n Joy Amusement Park, Lonavala



Wet'n Joy Amusement Park spans **35 acres** and features **29+ international rides and attractions**, imported from Canada, Germany, Italy, and the Philippines

It is home to India's tallest ride, Z Force, and Turbo Force, the country's largest Giant Frisbee. The park also offers **five multi-cuisine restaurants**, along with various food and retail kiosks

Wet'n Joy Water Park, Shirdi



Started in 2006 at Shirdi with **25+ Water park rides**, Wet'n Joy Shirdi is a high-quality attraction in the Ahmednagar district

The park also attracts Schools, Colleges, Corporate & Social Groups from as far as 200 kms from Shirdi, besides serving Shirdi visitors

Aqua Imagicaa Water Park, Surat



Aqua Imagicaa Water Park in Surat features **16 international slides** inspired by the Amazon Forests, offering thrills and excitement

Aqua Imagicaa Water Park, Indore



Spread across **18 acres** with **20+ water rides & attractions**, and **3 multi cuisine restaurants with banquet**

Sai Teerth Devotional Park, Shirdi



Sai Teerth is **India's first devotional theme park** dedicated to Sai Baba, combining devotion, technology, and entertainment

It features four themed attractions—Teerth Yatra, Lanka Dahan, Sabka Malik Ek, and Dwarakamai—and showcases the first animatronic humanoid of Sai Baba



More than 1,100 children from underprivileged families made history at Imagicaa, where the simultaneously opened presents from the park and set a –

Guinness World Record for Most People Unboxing Simultaneously

Guinness Books of World Records



**Trip Advisor's Travellers
Choice Award - 2020**



**FICCI Travel & Tourism
Excellence Award - 2019**

THANK YOU

Imagicaaworld Entertainment Limited

CIN: L92490MH2010PLC199925

ImagicaaWorld

Mr. Khelan Shah

khelan.shah@imagicaaworld.com

www.imagicaaworld.com

Investor Relations : Strategic Growth Advisors

CIN: U74140MH2010PTC204285

SGA Strategic Growth Advisors

Mr. Jigar Kavaia / Mr. Ayush Haria

Jigar.kavaia@sgapl.net / ayush.haria@sgapl.net

+91-99206 02034 / +91-98204 62966

www.sgapl.net