Hindustan Media Ventures Limited

Office :
C-164, Sector-63, Noida
Dist. Gautam Budh Nagar UP - 201301
Ph. : 0120 - 4765650
E-mail : corporatedept@hindustantimes.com
CIN : L21090BR1918PLC000013

HMVL/CS/08/2016

04.08.2016

The Listing Department
BSE Limited
P.J. Tower, Dalal Street
MUMBAI – 400 001

The National Stock Exchange of India Limited
Exchange Plaza, 5th Floor
Plot No C/1, G Block
Bandra-Kurla Complex
Bandra (East)
MUMBAI – 400 051

Scrip Code: 533217
Company Code: HMVL

Dear Sirs,

Sub: Presentation on the Un-audited Financial results of the Company for the quarter ended on 30th June, 2016

Please find enclosed a presentation on the Un-audited Financial Results (UFRs) of Hindustan Media Ventures Limited for Q1 of FY 2017.

Please acknowledge receipt.

Thanking you,

Yours faithfully,

For **Hindustan Media Ventures Limited**

(Tridib Barat)
Company Secretary

HINDUSTAN MEDIA VENTURES LTD.

Encl.: As above

हिन्दुस्तान

युवाओं का अपना अखबार

Hindustan Media Ventures Ltd

(NSE: HMVL; BSE: 533217)

Q1 FY2017 Earnings Presentation

August 4, 2016

Table of Contents

Particulars	Slide no
Financial Highlights	3
Operational Highlights	5
Financial Overview	6
About Us	9
Contact Us	10

Conference Dial-In Numbers (August 4, 2016 at 4:00 pm IST)	
Local Access Number	Primary +91 22 3960 0734 Secondary +91 22 6746 8334 *The numbers listed above are universally accessible from all networks and all countries*
International Toll Free	USA: **1 866 746 2133** UK: **0 808 101 1573** Singapore: **800 101 2045** Hong Kong: **800 964 448**

Financial Highlights

Management Commentary

Commenting on the results and performance, **Mrs. Shobhana Bhartia, Chairperson, Hindustan Media Ventures Limited** said**:**

"The company's profitability continues to improve despite a soft start to the year on account of macro-economic concerns which were reflected in moderate spends by large advertisers. We also continue to strengthen our presence in Uttar Pradesh and Uttarakhand, while actively consolidating our dominant position in Bihar & Jharkhand.

We expect sentiment to improve on the back of a good monsoon and implementation of the Seventh Pay Commission recommendations. This will drive advertising revenue growth in the second half of the year.

We remain committed to deliver profitable growth to our shareholders."

Highlights – Q1 FY2017 vs. Q1 FY2016

- Total Revenue increased by 10.1% to Rs. 2,593 million
- Advertising revenue increased by 6.7%; Circulation revenue increased by 5.5%
- EBITDA increased by 16.4% to Rs. 770 million; EBITDA margins higher at 29.7%
- Profit after tax increased by 16.9% to Rs. 487 million; Net Profit margins at 18.8%
- Strong balance sheet position with Net Cash of Rs. 6,686 million
- EPS for the quarter stood at Rs. 6.64 as compared to Rs. 5.68 in the last year

Financial Highlights- Quarterly

Q1 FY17 (y-o-y)

Rs. million	Q1 (IndAS) FY2017	Q1 (IndAS) FY2016	*y-o-y Growth (%)*
Advertising Revenues	1,777	1,665	*6.7%*
Circulation Revenues	563	534	*5.5%*
Other Revenues	253	157	*61.0%*
Total Revenues	**2,593**	**2,356**	***10.1%***
Consumption of Raw Materials	939	848	*10.7%*
Employee Cost	302	287	*5.5%*
Other expenses	584	566	*3.2%*
EBITDA	**770**	**661**	***16.4%***
Margin (%)	***29.7%***	***28.1%***	
Profit After Tax (PAT)	**487**	**417**	***16.9%***
Margin (%)	***18.8%***	***17.7%***	
Basic EPS (Rs.)	**6.64**	**5.68**	***16.9%***

Operational Highlights

Hindustan is the second largest Hindi Daily: 2014 IRS Results

	2014 IRS Readership	2013 IRS Readership
All India	14.75 million	14.25 million
UP	7.6 million	7.2 million
Uttarakhand	0.53 million	0.43 million
Bihar	4.38 million	4.27 million
Jharkhand	1.31 million	1.40 million
Delhi NCR	1.07 million	1.06 million

Financial Overview – Quarterly (y-o-y)

1 Revenue

- Total revenue up by 10.1% at Rs. 2,593 million from Rs. 2,356 million :
  - 6.7% increase in advertising revenue to Rs. 1,777 million from Rs. 1,665 million primarily due to increase in advertising volumes.
  - 5.5% increase in circulation revenue to Rs. 563 million from Rs. 534 million due to higher circulation.

* Rs. Million

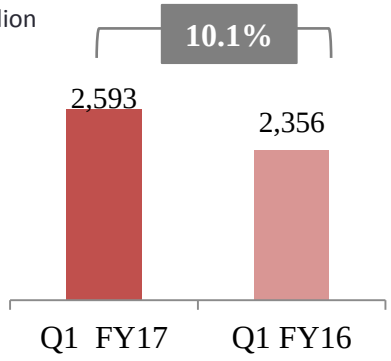

2 EBITDA margin

- EBITDA increased by 16.4% to Rs. 770 million from Rs. 661 million primarily due to :
  - Increase in other income and growth in advertising and circulation revenues being off-set by;
  - 10.7% increase in Raw material costs attributed to increased circulation & pagination coupled with marginal increase in newsprint prices and;
  - 5.5% increase in employee costs.

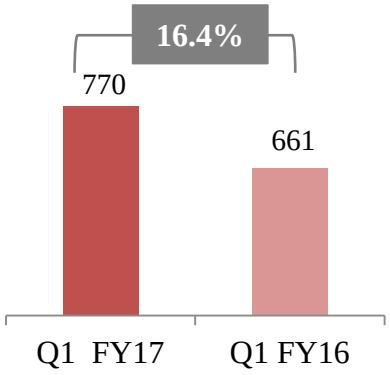

3 Profit After Tax

- PAT increased by 16.4% to Rs. 487 million from Rs. 417 million due to improvement in EBITDA being partially off-set by increase in interest and tax expense.

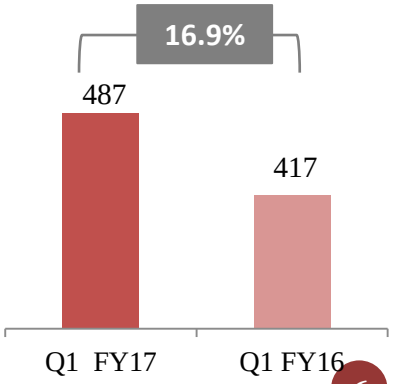

Financial Overview – Quarterly (y-o-y)

Particulars (Rs. in millions, except EPS data)	Three months ended 30.06.2016	30.06.2015*	Shift (%)
Net Sales / Income from operations	2,361	2,217	6%
Other Operating Income	31	22	39%
Total Income from operations	**2,392**	**2,239**	**7%**
Other income	201	116	73%
Total Income	**2,593**	**2,356**	**10%**
(Increase)/Decrease in Inventory	(2)	(6)	
Consumption of Raw Materials	939	848	11%
Employees Cost	302	287	6%
Other Expenditure	584	566	3%
Total Expenditure	**1,823**	**1,694**	**8%**
EBITDA	**770**	**661**	**16%**
Margin (%)	***29.7%***	***28.1%***	
Depreciation & Amortisation	50	55	-9%
EBIT	**720**	**606**	**19%**
Margin (%)	***27.8%***	***25.7%***	
Interest & finance charges	47	29	62%
Profit before tax	**673**	**577**	**17%**
Margin (%)	***26.0%***	***24.5%***	
Tax Expense	186	161	16%
Profit after tax	**487**	**417**	**17%**
Margin (%)	***18.8%***	***17.7%***	
Net Income	**487**	**417**	**17%**
Margin (%)	***18.8%***	***17.7%***	
EPS (non annualized)	**6.64**	**5.68**	**17%**

Particulars	Quarter ended June 30, 2015 Unaudited (Rs in Mn)
Net profit (Net income) under IGAAP	**417.1**
Add:	
Actuarial loss on employee defined benefit plans recognised in Other Comprehensive Income	0.4
Fair value of security deposits	0.1
Mark to market of foreign exchange contracts	0.1
Less:	
Fair valuation of Investments	(0.5)
Remeasurement of revenue	(0.8)
Add/ (less): Tax Impact on Ind-AS adjustments	0.3
Net profit (Net income) under Ind AS	**416.7**
Other Comprehensive Income	(0.3)
Total Comprehensive Income under Ind AS	**416.4**

Results for the quarter ended June 30, 2016 have been subjected to Limited Review by the Auditors. The Ind AS compliant corresponding figures of quarter ended June 30, 2015 have not been subjected to Limited Review by the Auditors. The management has exercised necessary due diligence to ensure that such financial results provide a true and fair view of its affairs.

Financial Overview

Strategic Focus

Near Term Outlook

- Continue driving both volume and yield growth across geographies on the back of good monsoon and improving economic environment.
- Uttar Pradesh to continue increased traction due to State elections and growth potential.
- Strong balance sheet (net cash of Rs. 6,686 million) capable of funding expansion.

Hindustan Media Ventures: At a Glance

Company Background

- HMVL is one of the leading print media companies engaged in the printing and publishing of 'Hindustan', the second largest newspaper daily of India based on total readership. Also publishes two Hindi magazines 'Nandan' and 'Kadambini'
- 'Hindustan' was first published in 1936 amidst the freedom movement, and has been one of India's eminent newspapers for over 70 years. HMVL was listed on the BSE & NSE in 2010
- 'Hindustan' has a strong regional presence and enjoys a leadership position in Bihar, Jharkhand and Uttarakhand whilst consolidating its 2nd position in Delhi and UP
- The Company also operates the website www.livehindustan.com, which complements the newspaper and focuses on providing news in Hindi with regional content

Market Leadership Positions

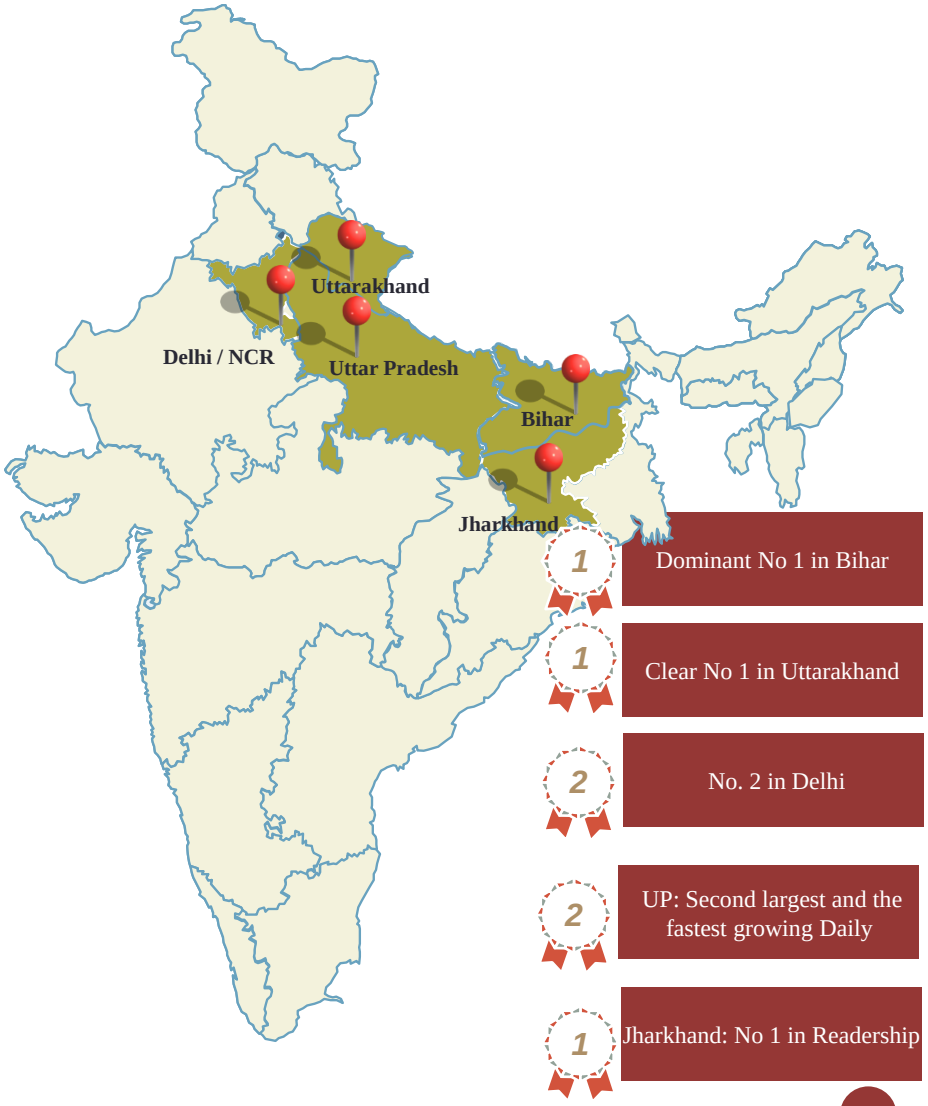

* Basis Average Issue Readership (IRS 2014)

Safe Harbour

Certain statements in this document may be forward-looking. Such forward-looking statements are subject to certain risks and uncertainties like regulatory changes, local political or economic developments, technological risks, and many other factors that could cause our actual results to differ materially from those contemplated by the relevant forward looking statements. Hindustan Media Ventures Limited will not be in any way responsible for any action taken based on such statements and undertakes no obligation to publicly update these forward-looking statements to reflect subsequent events or circumstances.

Hindustan Media Ventures Ltd
(CIN: L21090BR1918PLC000013)

Hindustan Times House,
2nd Floor, 18-20, Kasturba Gandhi Marg
New Delhi – 110001, India

Sandeep Jain Sandeep.jain@hindustantimes.com	+91 11 6656 1810	हिन्दुस्तान
Deepak Goyal deepak.goyal@hindustantimes.com Priyanka Harjai Priyanka.harjai@hindustantimes.com	*+91 124 431 0546* *+91 124 431 0588*	हिन्दुस्तान
Jitesh Bhatia Ankul Adlakha htmedia@churchgatepartnersindia.com	*+91 22 6169 5988*	Churchgate Partners