

Date: November 12, 2025

To,

Manager, National Stock Exchange of India Limited Exchange Plaza, Plot No. C/1, G Block, Bandra Kurla Complex- Bandra (E), Mumbai-400051 <i>NSE Symbol: HITECH</i>	Listing Department, BSE Limited Phiroze Jeejeebhoy Towers, Rotunda Building, Dalal Street, Fort Mumbai- 400001 <i>Scrip Code: 543411</i>
--	--

Sub: Outcome of the Meeting of Board of Directors of the Company held on Wednesday, November 12, 2025

Dear Sir/ Madam,

Pursuant to the Regulation 30 and 33 of SEBI (Listing Obligations and Disclosure Requirements) Regulations, 2015, this is to inform that the Board of Directors of the Company in its meeting held on today i.e. Wednesday, November 12, 2025, inter-alia considered and approved, the Standalone and Consolidated Un-Audited Financial Results of the Company for the Quarter and Half Year ended September 30, 2025.

A copy of results including of Statement of Assets and Liabilities and Cash Flow Statement along with the Limited Review Report(s) thereon with unmodified opinion given by the Statutory Auditors of the Company viz. M/s A. N. Garg & Company, Chartered Accountants, are enclosed herewith.

The Board Meeting commenced at 11:40 A.M. and concluded at 01:33 P.M. with a vote of thanks to the chair.

These are also being made available on the website of the Company at www.hitechpipes.in.

Kindly take note of above information on record and oblige.

Thanking you,

Yours faithfully,

For Hi-Tech Pipes Limited

For HI-TECH PIPES LIMITED

Company Secretary

Arun Kumar

**Company Secretary &
Compliance Officer**

Encl: a/a



Independent Auditor's Review Report on the Quarterly and Year to Date Unaudited Standalone Financial Results of the Company Pursuant to the Regulation 33 of the SEBI (Listing Obligations and Disclosure Requirements) Regulations, 2015, as amended

To the Board of Directors of Hi-Tech Pipes Limited

1. We have reviewed the accompanying statement of unaudited standalone financial results of **Hi-Tech Pipes Limited** ('the Company') for the quarter ended September 30, 2025 and year to date from April 01, 2025 to September 30, 2025 ("the Statement") attached herewith, being submitted by the Company pursuant to the requirements of Regulation 33 of the SEBI (Listing Obligations and Disclosure Requirements) Regulations, 2015, as amended (the "Listing Regulations").
2. This statement is the responsibility of the Company's Management and approved by the Board of Directors, has been prepared in accordance with recognition and measurement principles laid down in Indian Accounting Standard 34 (Ind AS 34), "Interim Financial Reporting" as prescribed under Section 133 of Companies Act, 2013 as amended, read with relevant rules issued there under and other accounting principles generally accepted in India. Our responsibility is to express a conclusion on the Statement based on our review.
3. We have conducted our review in accordance with the Standard on Review Engagement (SRE) 2410, "Review of Interim Financial Information Performed by the Independent Auditor of the Entity" issued by The Institute of Chartered Accountants of India. This standard requires that we planned perform the review to obtain moderate assurance as to whether the Statement is free of material misstatement. A review of interim financial information consists of making inquiries, primarily of persons responsible for financial and accounting matters, and applying analytical and other review procedures. A review is substantially less in scope than an audit conducted in accordance with standards on auditing specified under section 143(10) of the Companies Act, 2013 and consequently does not enable us to obtain assurance that we would become aware of all significant matters that might be identified in an audit. We have not performed an audit and accordingly, we do not express an audit opinion.
4. Based on our review conducted as stated in paragraph 3 above, nothing has come to our attention that causes us to believe that the accompanying Statement, prepared in accordance with the recognition and measurement principles laid down in the aforesaid Indian Accounting Standards ("Ind AS") specified under Section 133 of the Companies Act, 2013, and other recognized accounting principles generally accepted in India, has not disclosed the information required to be disclosed in accordance with Regulation 33 of the SEBI (Listing Obligations and Disclosure Requirements) Regulations, 2015, including the manner in which it is to be disclosed, or that it contains any material misstatement.

For A. N. Garg & Company

Chartered Accountants

FRN: 004616N



A. N. Garg

(FCA Partner)

M. No. 083687

UDIN: 25083687BMJGLP5144

Place : New Delhi

Date: 12th November 2025

Hi-Tech Pipes Limited

Registered Office: 505, Pearl Omaxe Tower, Netaji Subhash Place, Pitampura, , New Delhi – 110034

CIN L27202DL1985PLC019750 Website : www.hitechpipes.in


Statement of Assets & Liabilities as at September 30, 2025

(Rupees in Lacs)

Particulars	Consolidated		Standalone	
	As at Sept 30, 2025	As at March 31, 2025	As at Sept 30, 2025	As at March 31, 2025
	Audited	Audited	Audited	Audited
I. ASSETS				
(1) Non-Current Assets				
(a) Property, plant & Equipment	39,384.88	39,217.93	31,329.24	31,144.81
(b) Capital work in progress	25,196.46	19,370.90	19,890.13	15,164.84
(c) Intangible assets	16.11	29.91	16.11	29.41
(d) Investment in subsidiaries	-	-	350.20	350.20
(e) Financial Assets				
i) Investments	866.40	381.16	766.28	286.28
ii) Loans	535.10	435.10	20,366.22	21,865.22
iii) Other financial assets	509.13	572.81	414.03	482.17
(f) Other non-current assets	10,694.09	11,171.97	6,950.39	6,328.57
Total Non Current Assets	77,202.18	71,179.78	80,082.59	75,651.49
(2) Current Assets				
(a) Inventories	42,168.06	38,426.06	34,863.04	30,993.04
b) Financial Assets				
(i) Trade receivables	36,912.00	30,269.35	31,741.46	23,422.54
(ii) Cash and cash equivalents	5,711.83	3,581.56	5,106.54	3,220.08
(iii) Bank Balance	9,956.59	14,682.32	9,956.59	14,682.32
(c) Other current assets	18,830.62	17,427.17	10,029.84	10,980.30
Total Current Assets	113,579.09	104,386.45	91,697.48	83,298.28
Total Assets	190,781.27	175,566.23	171,780.07	158,949.77
II. Equity & Liabilities				
(1) Shareholder's Funds				
(a) Equity Share Capital	2,031.08	2,031.08	2,031.08	2,031.08
(b) Other Equity	127,849.26	123,704.39	120,155.81	116,691.16
Total Equity	129,880.33	125,735.47	122,186.89	118,722.24
(2) Non-Current Liabilities				
a) Financial Liabilities				
(i) Borrowings	2,879.74	2,546.82	222.41	176.15
(ii) Other Financial Liabilities	362.28	362.28	362.29	362.29
(b) Provisions	177.27	177.27	150.40	150.40
(c) Deferred Tax Liabilities (Net)	3,090.17	2,960.53	2,496.44	2,376.94
Total Non Current Liabilities	6,509.46	6,046.91	3,231.53	3,065.77
3) Current Liabilities				
a) Financial Liabilities				
(i) Borrowings	24,322.17	16,604.98	17,150.20	12,498.64
(ii) Trade Payables	28,294.75	24,974.48	27,688.98	23,503.29
(iii) Other financial Liabilities	-	30.64	-	30.64
b) Other Current Liabilities	251.10	1,029.33	96.31	70.70
(c) Provisions	478.87	564.74	381.59	482.84
(d) Current Tax Liabilities (Net)	1,044.57	579.68	1,044.57	575.66
Total Current Liabilities	54,391.47	43,783.86	46,361.65	37,161.76
Total Liabilities	60,900.94	49,830.76	49,593.19	40,227.53
Total Equity & Liabilities	190,781.27	175,566.23	171,780.07	158,949.77



Anurag




Hi-Tech Pipes Limited

Registered Office: 505, Pearl Omaxe Tower, Netaji Subhash Place, Pitampura, , New Delhi – 110 034

CIN L27202DL1985PLC019750 Website : www.hitechpipes.in

Statement of Unaudited Standalone Financial Results for the Quarter and Half Year Ended Sept 30th, 2025 (Rupees in Lacs , except EPS)

S.No	Particulars	Quarter Ended (Un-Audited)			Half Year Ended (Un-Audited)		Year Ended (Audited)
		30-Sep-25	30-Sep-24	30-Jun-25	30-Sep-25	30-Sep-24	31-Mar-25
1	Income from Operations						
	Net Revenue from Operations	72,121.01	62,128.52	63,117.50	135,238.51	134,472.54	255,019.28
2	Other Income	31.80	92.59	88.49	120.29	145.22	163.53
3	Total Income (1+2)	72,152.81	62,221.11	63,205.99	135,358.80	134,617.76	255,182.80
4	Expenses						
	a) Cost of material consumed	59,159.28	58,453.10	54,118.25	113,277.53	116,681.82	211,536.24
	b) Change in Inventories of Finished Goods, Work In Progress & Stock in Trade	(601.76)	(3,192.80)	(434.72)	(1,036.49)	(5,088.84)	(3,901.82)
	c) Purchase of Stock in Trade	7,440.79	666.71	3,516.25	10,957.04	10,554.11	24,065.01
	d) Employee Benefit Expenses	654.85	621.40	641.28	1,296.13	1,248.88	2,468.24
	e) Finance costs	954.51	1,121.10	634.04	1,588.55	2,229.68	3,377.87
	f) Depreciation and amortisation expenses	573.56	450.24	532.25	1,105.81	894.45	1,796.99
	g) Other Expenses	1,763.44	2,038.48	1,812.95	3,576.39	3,993.25	7,264.06
	Total Expenses	69,944.66	60,158.23	60,820.30	130,764.96	130,513.35	246,606.58
5	Profit before Exceptional items and Tax (3-4)	2,208.16	2,062.88	2,385.69	4,593.85	4,104.41	8,576.23
6	Exceptional items	0.00	0.00	0.00	0.00	0.00	0.00
7	Profit Before Tax (5-6)	2,208.16	2,062.88	2,385.69	4,593.85	4,104.41	8,576.23
8	Tax Expenses						
	Current Tax	501.20	475.46	535.48	1,036.68	921.98	1,851.67
	Deferred Tax	54.56	52.14	64.95	119.51	110.26	361.79
	Total Tax Expenses	555.75	527.60	600.43	1,156.18	1,032.24	2,213.45
9	Profit for the period / year after Tax (7-8)	1,652.41	1,535.28	1,785.26	3,437.66	3,072.17	6,362.77
10	Other Comprehensive Income	16.38	0.00	10.59	26.98	0.00	(14.49)
11	Total Comprehensive Income (9+10)	1,668.79	1,535.28	1,795.85	3,464.64	3,072.17	6,348.28
12	Paid up Equity Share Capital (Face Value Re.1 per share)	2,031.08	1,761.11	2,031.08	2,031.08	1,761.11	2,031.08
13	Earning Per Share (Not Annualised) (Face value of Re.1 each)						
	a) Basic	0.82	0.93	0.88	1.71	1.86	3.47
	b) Diluted	0.82	0.93	0.88	1.71	1.86	3.47



Hi-Tech Pipes Limited

PARTICULARS

CIN L27202DL1985PLC019750 Website : www.hitechpipes.in

CASH FLOW STATEMENT FOR THE HALF YEAR ENDED SEPTEMBER, 30, 2025

PARTICULARS	Consolidated		(Rs. in Lacs)	
	For the half year ended	For the year ended	For the half year ended	For the year ended
	30.09.2025	31.03.2025	30.09.2025	31.03.2025
A. CASH FLOW FROM THE OPERATING ACTIVITIES				
Net Profit Before Tax and Extra Ordinary Activity	5,503.58	9,798.62	4,593.85	8,576.23
Add/(Less) Adjustments for:				
Other non-cash items	36.05	(11.97)	36.05	(19.37)
Depreciation and amortization expenses	1,281.58	2,092.24	1,105.81	1,796.99
Interest income on Bank deposits	(89.89)	(160.64)	(89.89)	(160.64)
Finance Costs	1,958.94	4,301.25	1,588.55	3,377.87
Loss / (gain) on sale of property, plant and equipment	(3.00)	(0.75)	(3.00)	(0.75)
	8,687.26	16,018.75	7,231.36	13,570.32
Operating Profit Before Working Capital Changes				
Adjustments for:-				
Increase / (Decrease) Trade Paybles	3,320.27	9,244.70	4,185.70	11,588.03
Increase / (Decrease) Other Current liabilities	(786.90)	532.90	16.54	(180.60)
Increase / (Decrease) Provisions current liabilities	(85.87)	237.97	(101.24)	225.08
(Increase) / Decrease Trade Receivable	(6,642.65)	(2,251.53)	(8,318.93)	324.96
(Increase) / Decrease Inventories	(3,742.00)	(3,760.23)	(3,870.00)	(4,284.15)
(Increase) / Decrease other Current Assets	(1,403.45)	(11,154.28)	950.46	(7,730.40)
Expected credit loss allowances/Doubtful debt	0.00	0.00	0.00	0.00
	(9,340.60)	(7,150.47)	(7,137.48)	(57.08)
Cash Generated from Operations	(653.34)	8,868.28	93.89	13,513.24
Direct Taxes Paid	791.56	1,885.35	567.77	1,554.11
A. NET CASH FLOW FROM THE OPERATING ACTIVITIES	(1,444.90)	6,982.93	(473.88)	11,959.13
B. CASH FLOW FROM INVESTMENT ACTIVITIES				
(Increase) / Decrease other non current assets	468.18	(7,425.08)	(621.82)	(4,240.75)
(Increase) / Decrease Loans	(100.00)	(435.10)	1,499.00	(19,805.81)
Bank deposits considered other than Cash and cash equivalents	4,725.73	(12,316.41)	4,725.73	(12,316.41)
Increase/ (Decrease) in Non Current other Financial Liabilities	0.00	115.28	0.00	115.28
Payment for Property ,Plant & Equipment , Intangible Assets ,CWIP	(7,260.29)	(18,991.09)	(6,002.24)	(13,389.67)
Loss / (gain) on sale of property, plant and equipment	3.00	0.75	3.00	0.75
Investment others	(480.00)	(117.28)	(480.00)	(117.28)
Interest income on Bank deposits	90.89	161.64	89.89	160.64
Net Cash Flow From Investing Activities	(2,552.49)	(39,007.29)	(786.43)	(49,593.24)
C. CASH FLOW FROM FINANCING ACTIVITIES				
Net Proceeds on conversion of Share Warrants	0.00	13,610.78	0.00	13,610.78
Net Proceeds received against Shares issued to QIP	(1.00)	47,241.38	0.00	47,241.38
Dividend Paid (Including taxes)	0.00	(40.04)	0.00	(40.04)
Increase/ (Decrease) in Long Term Borrowings	332.92	(8,098.62)	46.26	(7,838.89)
Increase/ (Decrease) in Short Term Borrowings	7,717.19	(12,978.25)	4,651.56	(8,846.32)
Increase/ (Decrease) in other current financial liability	(30.64)	(71.10)	(30.64)	(71.10)
(Increase) / Decrease other Non Current financial assets	68.14	9.68	68.14	10.54
Finance Costs	(1,958.94)	(4,301.25)	(1,588.55)	(3,377.87)
Net Cash Flow Used In Financing Activities	6,127.67	35,372.56	3,146.77	40,688.47
Net Increase/ (Decrease) Changes in Cash & Cash Equivalent (A+B+C)	2,130.28	3,348.21	1,886.46	3,054.36
Cash and Cash Equivalent at the Beginning of the Year*	3,581.56	233.34	3,220.08	165.72
Cash and Cash Equivalent at the Closing	5,711.83	3,581.56	5,106.54	3,220.08



Notes to Standalone Unaudited Financial Results
for the Quarter and Half Year Ended September 30, 2025

1. The above Audited results were reviewed and recommended by the Audit Committee and approved subsequently by the Board of Directors at their respective meetings held on November 12, 2025. In terms of Regulation 33 of the SEBI (LODR) Regulations, 2015, Statutory Auditors of the Company have issued an unmodified Report thereon.
2. These Results have been prepared in accordance with Companies (Indian Accounting Standards) Rules, 2015 (Ind-AS) prescribed under section 133 of the Companies Act, 2013 and other recognised accounting practices and policies to the extent applicable.
3. In accordance with the provisions of Ind AS 108 - Operating Segment, the company has only one operating segment i.e. Manufacturing of Steel Pipes & CR products and which is considered to be the only reportable segment by the management.
4. The Board of Directors of the company has proposed Final Dividend of F.Y-2024-25 Rs.0.025 per Equity share of Re.1/- each, on 26th May and subsequently the shareholder of the company had approved on 27th September in AGM and final payout made on 15th October 2025.
5. Previous quarter/ year figures has been regrouped / reclassified as appropriate.
6. The Unaudited Consolidated and Standalone Financial Results for the Quarter and Half Year Ended September 30, 2025 are also available on the website of the Company (www.hitechpipes.in) and on Stock Exchange(s) website (www.nseindia.com, www.bseindia.com).

**For and on behalf of the Board of Directors of
Hi-Tech Pipes Limited**


Ajay Kumar Bansal
Managing Director



Date: 12-11-2025
Place: New Delhi






Independent Auditor's Review Report on the Quarterly and Year to Date Unaudited Consolidated Financial Results of the Company Pursuant to the Regulation 33 of the SEBI (Listing Obligations and Disclosure Requirements) Regulations, 2015, as amended

To the Board of Directors of Hi-Tech Pipes Limited

1. We have reviewed the accompanying statement of unaudited consolidated financial results of **Hi-Tech Pipes Limited** ('the Holding Company') and its subsidiaries (the Holding Company and its subsidiaries together referred to as 'the Group'), for the quarter ended September 30, 2025 and year to date from April 01, 2025 to September 30, 2025 ("the Statement") attached herewith, being submitted by the holding Company pursuant to the requirements of Regulation 33 of the SEBI (Listing Obligations and Disclosure Requirements) Regulations, 2015, as amended ("the Listing Regulations").
2. This statement, which is the responsibility of the Holding Company's Management and approved by the Board of Directors, has been prepared in accordance with recognition and measurement principles laid down in Indian Accounting Standard 34 (Ind AS 34), "Interim Financial Reporting" as prescribed under Section 133 of Companies Act, 2013 as amended, read with relevant rules issued there under and other accounting principles generally accepted in India. Our responsibility is to express a conclusion on the Statement based on our review.
3. We conducted our review in accordance with the Standard on Review Engagement (SRE) 2410; "Review of Interim Financial Information Performed by the Independent Auditor of the Entity" issued by the Institute of Chartered Accountants of India. This standard requires that we plan and perform the review to obtain moderate assurance as to whether the Statement is free of material misstatement. A review of interim financial information consists of making inquiries, primarily of persons responsible for financial and accounting matters, and applying analytical and other review procedures. A review is substantially less in scope than an audit conducted in accordance with standards on auditing specified under section 143(10) of companies Act, 2013 and consequently does not enable us to obtain assurance that we would become aware of all significant matters that might be identified in an audit. We have not performed an audit and accordingly, we do not express an audit opinion.

We also performed procedures in accordance with the Circulars issued by the Securities and Exchange Board of India under Regulation 33(8) of the SEBI (Listing Obligations and Disclosure Requirements) Regulations, 2015, as amended, to the extent applicable.





4. These Consolidated results includes the results of the following entities:

- (i) The Holding Company
 - Hi-Tech Pipes Limited
- (ii) Wholly owned subsidiary companies:
 - HTL Metal Private Limited
 - HTL Ispat Private Limited
 - Hitech Metalex Private Limited
 - Hitech Global Steels Private Limited

5. Based on our review conducted as stated in paragraph 3 above, nothing has come to our attention that causes us to believe that the accompanying Statement, prepared in accordance with the recognition and measurement principles laid down in the aforesaid Indian Accounting Standards ("Ind AS") specified under Section 133 of the Companies Act, 2013, and other recognized accounting principles generally accepted in India, has not disclosed the information required to be disclosed in accordance with Regulation 33 of the SEBI (Listing Obligations and Disclosure Requirements) Regulations, 2015, including the manner in which it is to be disclosed, or that it contains any material misstatement.

For A. N. Garg & Company

Chartered Accountants

FRN: 004616N



A. N. Garg

(FCA Partner)

M. No. 083687

UDIN: 25083687BMJGLQ2301

Place : New Delhi

Date : 12th November 2025

Hi-Tech Pipes Limited


Registered Office: 505, Pearl Omaxe Tower, Netaji Subhash Place, Pitampura, New Delhi - 110 034

CIN L27202DL1985PLC019750 Website : www.hitechpipes.in

Statement of Unaudited Consolidated Financial Results for the Quarter and Half Year Ended Sept 30th, 2025

(Rupees in Lacs , except EPS)

S.No	Particulars	Quarter Ended (Un-Audited)			Half Year Ended (Un-Audited)		Year Ended (Audited)
		30-Sep-25	30-Sep-24	30-Jun-25	30-Sep-25	30-Sep-24	31-Mar-25
1	Income from Operations						
	Net Revenue from Operations	85,876.68	70,589.93	79,136.04	165,012.71	157,287.73	306,763.62
2	Other Income	114.70	96.61	93.06	207.76	149.52	188.87
3	Total Income (1+2)	85,991.38	70,686.54	79,229.10	165,220.48	157,437.25	306,952.49
4	Expenses						
	a) Cost of material consumed	70,697.52	65,565.38	69,370.32	140,067.84	137,253.32	258,794.62
	b) Change in Inventories of Finished Goods, Work In Progress & Stock in Trade	21.13	(3,144.64)	(1,008.85)	(987.72)	(5,577.80)	(4,484.85)
	c) Purchase of Stock in Trade	7,440.79	666.71	3,516.25	10,957.04	10,554.11	24,065.01
	d) Employee Benefit Expenses	876.18	825.43	848.12	1,724.30	1,678.68	3,319.28
	e) Finance costs	1,176.58	1,356.15	782.39	1,958.97	2,764.31	4,301.25
	f) Depreciation and amortisation expenses	664.42	527.98	617.17	1,281.58	1,041.16	2,092.24
	g) Other Expenses	2,407.96	2,458.32	2,306.92	4,714.88	4,892.10	9,066.32
	Total Expenses	83,284.58	68,255.33	76,432.32	159,716.90	152,605.88	297,153.87
5	Profit before Exceptional items and Tax (3-4)	2,706.80	2,431.21	2,796.78	5,503.58	4,831.37	9,798.62
6	Exceptional items	0.00	0.00	0.00	0.00	0.00	0.00
7	Profit Before Tax (5-6)	2,706.80	2,431.21	2,796.78	5,503.58	4,831.37	9,798.62
8	Tax Expenses						
	Current Tax	622.09	559.31	634.36	1,256.45	1,080.99	2,042.91
	Deferred Tax	58.87	60.84	70.37	129.25	134.03	460.81
	Total Tax Expenses	680.97	620.16	704.73	1,385.70	1,215.03	2,503.71
	Profit for the period / year after Tax (7-8)	2,025.84	1,811.05	2,092.05	4,117.89	3,616.34	7,294.91
10	Other Comprehensive Income	16.38	0.00	10.59	26.98	0.00	(8.96)
	Total Comprehensive Income (9+10)	2,042.22	1,811.05	2,102.64	4,144.86	3,616.34	7,285.95
12	Paid up Equity Share Capital (Face Value Re.1 per share)	2,031.08	1,761.11	2,031.08	2,031.08	1,761.11	2,031.08
13	Earning Per Share (Not Annualised) (Face value of Re.1 each)						
	a) Basic	1.01	1.10	1.04	2.04	2.19	3.98
	b) Diluted	1.01	1.10	1.04	2.04	2.19	3.98



**Notes to Consolidated Unaudited Financial Results
for the Quarter and Half Year Ended September 30, 2025**

1. The above Audited results were reviewed and recommended by the Audit Committee and approved subsequently by the Board of Directors at their respective meetings held on November 12, 2025. In terms of Regulation 33 of the SEBI (LODR) Regulations, 2015, Statutory Auditors of the Company have issued an unmodified Report thereon.
2. These Results have been prepared in accordance with Companies (Indian Accounting Standards) Rules, 2015 (Ind-AS) prescribed under section 133 of the Companies Act, 2013 and other recognised accounting practices and policies to the extent applicable.
3. In accordance with the provisions of Ind AS 108 — Operating Segment, the company has only one operating segment i.e. Manufacturing of Steel Pipes & CR products and which is considered to be the only reportable segment by the management.
4. Consolidated Results of the company includes, Results of HTL Metal Pvt. Ltd., HTL Ispat Pvt. Ltd., Hitech Metalex Pvt. Ltd. and Hitech Global Steels Pvt. Ltd. (Wholly Owned Subsidiary Companies)
5. The Board of Directors of the company has proposed Final Dividend of F.Y-2024-25 Rs.0.025 per Equity share of Re.1/- each, on 26th May and subsequently the shareholder of the company had approved on 27th September in AGM and final payout made on 15th October 2025.
6. Previous quarter/ year figures has been regrouped / reclassified as appropriate.
7. The Unaudited Consolidated and Standalone Financial Results for the Quarter and Half Year Ended September 30, 2025 are also available on the website of the Company (www.hitechpipes.in) and on Stock Exchange(s) website (www.nseindia.com, www.bseindia.com).

**For and on behalf of the Board of Directors of
Hi-Tech Pipes Limited**


Ajay Kumar Bansal
Managing Director



Date: 12-11-2025
Place: New Delhi



