



हिन्दुस्तान पेट्रोलियम कॉर्पोरेशन लिमिटेड

(भारत सरकार उपक्रम) रजिस्टर्ड ऑफिस : 17, जमशेदजी टाटा रोड, मुंबई - 400 020.

HINDUSTAN PETROLEUM CORPORATION LIMITED

(A GOVERNMENT OF INDIA ENTERPRISE) REGISTERED OFFICE : 17, JAMSHEDJI TATA ROAD, MUMBAI - 400 020.

17, जमशेदजी टाटा रोड, पोस्ट बॉक्स नं. - 11041, मुंबई - 400 020. दूरभाष - 2286 3900 • फॅक्स - 2287 2992 • ई-मेल : corphqo@hpcl.co.in
17, Jamshedji Tata Road, P. O. Box No. - 11041, Mumbai - 400 020. Tel. : 2286 3900 • Fax : 2287 2992 • e-mail : corphqo@hpcl.co.in
CIN No.: L23201MH1952GOI008858

Ref.: Co.Secy./RKS/158/2026

May 13, 2026

BSE Limited,
Phiroze Jeejeebhoy Towers, Dalal Street,
Mumbai – 400 001 **Scrip Code: 500104**

Sub.: Outcome of the Board Meeting

National Stock Exchange of India Limited
Exchange Plaza, 5th Floor, Plot No. C/1,
G-Block, Bandra-Kurla Complex, Bandra East,
Mumbai – 400 051 **Scrip Name: HINDPETRO**

Dear Sir(s),

Further to our letters Ref: Co.Secy/RKS/149/2026 dated May 06, 2026, we wish to inform that at the Meeting of the Board of Directors held today, the Board has, *inter-alia*, considered and approved the following:

A. Audited Financial Results of the Company for the Financial Year 2025-26:

Pursuant to Regulation 30 read with Schedule III, Regulation 33 and Regulation 52 of the SEBI (Listing Obligations and Disclosure Requirements) Regulations, 2015 ("SEBI LODR"), Statements showing the Audited Financial Results (Standalone and Consolidated) of the Company for the Financial Year ended March 31, 2026 along with Auditors Report on the Audited Financial Results with unmodified opinion – Standalone and Consolidated are attached herewith.

B. Additional Disclosures:

- Disclosure on utilization of proceeds of NCD issued by the Company (Ref: Regulation 52 (7) and 52 (7A) of SEBI LODR).
- Security Cover Disclosure indicating "NIL" Certificate with regard to Non-Convertible Debentures issued by the Company (Ref: 54 (3) of SEBI LODR).

C. Statement of deviation or variation for proceeds of public issue, rights issue, preferential issue, qualified institutions placement etc.: Not applicable

D. Format for disclosing outstanding default on loans and debt securities: NIL as there is no default in the payment of outstanding Loans/ revolving facilities, unlisted debt securities.

E. Recommendation of Final Equity Dividend & Fixation of Record Date (Ref: Regulation 42 of SEBI LODR):

Final Equity Dividend	Rs. 19.25 Per Share on face value of Equity Shares of Rs.10 each for Financial Year 2025-26.
Record Date for aforesaid Dividend	August 14, 2026

It is further informed that the aforesaid Final Equity Dividend of Rs. 19.25 per equity share having face value of Rs. 10/- is subject to the approval of the shareholders of the Company. The same would be paid within 30 days from the date of declaration at the ensuing AGM.

The Meeting of the Board of Directors commenced at 10:00 a.m. and concluded at 11:45 a.m.

This is for your information and records.

Thanking you,

Very truly yours,



Rakesh Kumar Singh
Company Secretary

Encl: a/a

Independent Auditors' Report on the Audited Standalone Financial Results of HINDUSTAN PETROLEUM CORPORATION LIMITED for the quarter and year ended March 31, 2026, pursuant to the Regulation 33 and 52 of the SEBI (Listing Obligations and Disclosure Requirements) Regulations, 2015, as amended.

To
**The Board of Directors of
HINDUSTAN PETROLEUM CORPORATION LIMITED**

Report on the Audit of the Standalone Financial Results

Opinion

We have audited the accompanying statement of Standalone Financial Results of **Hindustan Petroleum Corporation Limited** ("the Company") for the quarter and year ended March 31, 2026, (the "Statement"), being submitted by the Company pursuant to the requirement of Regulation 33 and 52 of the SEBI (Listing Obligations and Disclosure Requirements) Regulations, 2015, as amended (the "Listing Regulations"), except for the disclosures regarding (a) Physical Performance disclosed in Part B of the Statement and (b) Average Gross Refining Margins stated in Note no. 4 of the Statement. This Statement includes the financial results/financial statements/financial information of the Visakh Refinery of the Company as mentioned in the Other Matters paragraph below, which have been subjected to audit by the Branch Auditor of the Company.

In our opinion and to the best of our information and according to the explanations given to us, the aforesaid Statement:

- a. is presented in accordance with the requirements of Regulation 33 and 52 of the Listing Regulations in this regard; and
- b. gives a true and fair view in conformity with the recognition and measurement principles laid down in applicable Indian Accounting standards and other accounting principles generally accepted in India, of the net profit, total comprehensive income and other financial information of the Company for the quarter and the year ended March 31, 2026.

Basis for Opinion

We conducted our audit in accordance with the Standards on Auditing ("SAs") specified under Section 143(10) of the Companies Act, 2013, as amended ("the Act"). Our responsibilities under those Standards are further described in the "Auditors' Responsibilities for the Audit of the Standalone Financial Results section of our report. We are independent of the Company in accordance with the Code of Ethics issued by the Institute of Chartered Accountants of India (the "ICAI") together with the ethical requirements that are relevant to our audit of the Statement for the quarter and year ended March 31, 2026 under the provisions of the Act and the Rules thereunder, and we have fulfilled our other ethical responsibilities in accordance with these requirements and the ICAI's Code of Ethics. We believe that the audit evidence we have obtained is sufficient and appropriate to provide a basis for our opinion.



Management's Responsibilities for the Standalone Financial Results

This Statement, which is the responsibility of the Company's Management and approved by the Board of Directors, has been prepared on the basis of the related standalone annual financial statements of the company. The Company's Board of Directors is responsible for the preparation and presentation of these financial results that give a true and fair view of the net profit and total comprehensive income and other financial information in accordance with the recognition and measurement principles laid down in Indian Accounting Standards prescribed under Section 133 of the Act, read with relevant rules issued thereunder and other accounting principles generally accepted in India and in compliance with the Regulation 33 and 52 of the Listing Regulations. This responsibility also includes maintenance of adequate accounting records in accordance with the provisions of the Act for safeguarding of the assets of the Company and for preventing and detecting frauds and other irregularities; selection and application of appropriate accounting policies; making judgments and estimates that are reasonable and prudent; and the design, implementation and maintenance of adequate internal financial controls, that were operating effectively for ensuring the accuracy and completeness of the accounting records, relevant to the preparation and presentation of the Statement that give a true and fair view and are free from material misstatement, whether due to fraud or error.

In preparing the Statement, the Board of Directors are responsible for assessing the Company's ability, to continue as a going concern, disclosing, as applicable, matters related to going concern and using the going concern basis of accounting unless the Board of Directors either intends to liquidate the Company or to cease operations, or has no realistic alternative but to do so.

The Board of Directors is also responsible for overseeing the Company's financial reporting process.

Auditors' Responsibilities for the Audit of the Standalone Financial Results

Our objectives are to obtain reasonable assurance about whether the Statement as a whole is free from material misstatement, whether due to fraud or error, and to issue an auditors' report that includes our opinion. Reasonable assurance is a high level of assurance, but is not a guarantee that an audit conducted in accordance with SAs will always detect a material misstatement when it exists. Misstatements can arise from fraud or error and are considered material if, individually or in the aggregate, they could reasonably be expected to influence the economic decisions of users taken on the basis of this Statement.

As part of an audit in accordance with SAs, we exercise professional judgment and maintain professional skepticism throughout the audit. We also:

- Identify and assess the risks of material misstatement of the Standalone Financial Results, whether due to fraud or error, design and perform audit procedures responsive to those risks, and obtain audit evidence that is sufficient and appropriate to provide a basis for our opinion. The risk of not detecting a material misstatement resulting from fraud is higher than for one resulting from error, as fraud may involve collusion, forgery, intentional omissions, misrepresentations, or the override of internal control;
- Obtain an understanding of internal control relevant to the audit in order to design audit procedures that are appropriate in the circumstances. Under Section 143(3)(i) of the Act, we are also responsible for expressing our opinion on whether the company has adequate internal financial controls with reference to standalone financial statements in place and the operating effectiveness of such controls;



- Evaluate the appropriateness of accounting policies used and the reasonableness of accounting estimates and related disclosures made by the Board of Directors in terms of the requirement specified under Regulation 33 and 52 of the Listing Regulations;
- Conclude on the appropriateness of the Board of Directors' use of the going concern basis of accounting and, based on the audit evidence obtained, whether a material uncertainty exists related to events or conditions that may cast significant doubt on the ability of the Company to continue as a going concern. If we conclude that a material uncertainty exists, we are required to draw attention in our auditors' report to the related disclosures in the Statement or, if such disclosures are inadequate, to modify our opinion. Our conclusions are based on the audit evidence obtained up to the date of our auditors' report. However, future events or conditions may cause the Company to cease to continue as a going concern;
- Evaluate the overall presentation, structure and content of this Statement, including the disclosures, and whether the Statement represent the underlying transactions and events in a manner that achieves fair presentation.
- Obtain sufficient appropriate audit evidence regarding the Statement of the Company to express an opinion on the Statement.

We communicate with those charged with governance regarding, among other matters, the planned scope and timing of the audit and significant audit findings, including any significant deficiencies in internal control that we identify during our audit.

We also provide those charged with governance with a statement that we have complied with relevant ethical requirements regarding independence, and to communicate with them all relationships and other matters that may reasonably be thought to bear on our independence, and where applicable, related safeguards.

Other Matters

1. We did not audit the financial results/financial statements/financial information of Visakh Refinery which is considered as a branch and included in the Statement, whose financial results/financial statements/financial information reflect total assets of ₹ 47,633.79 Crore as at March 31, 2026, total revenues of ₹ 27,951.09 Crore and ₹ 1,07,955.40 Crore, net profit after tax of ₹ 1,629.76 Crore and ₹ 3,378.13 Crore, and total comprehensive income of ₹ 1,597.95 Crore and ₹ 3,346.32 Crore for the quarter and year ended March 31, 2026 respectively. The financial results/financial statements/financial information of this branch have been audited by the Branch Auditor of the Company. The Branch Auditor's report dated May 1, 2026 was forwarded to us and our opinion in so far as it relates to the amounts and disclosures included in respect of this branch, is based solely on the report of the Branch Auditor and the procedures performed by us as stated in paragraph above.
2. The accompanying Statement includes Company's proportionate share in the Jointly Controlled Expenses amounting to ₹ 1.44 Crore and ₹ 2.95 Crore and Income of ₹ 0.23 Crore and ₹ 1.22 Crore, for the quarter and year ended March 31, 2026 respectively, in respect of 17 unincorporated Joint Operations, which have been included based on unaudited financial information. Our opinion in respect of the above is solely based on the management certified information.
3. The audited Standalone Financial Results of the Company for the quarter and year ended March 31, 2025, included in the Statement, were audited by the previous joint auditors, one of which is a predecessor audit firm and have expressed an unmodified opinion on such audited Standalone Financial Results, vide their report dated May 6, 2025.



4. The Company does not have the required number of independent directors on its Board, as stipulated under SEBI Listing Regulations 2015, for the period from April 1, 2025 to March 31, 2026, and up-to the date of this report.
5. The Statement includes the results for the quarter ended March 31, 2026 being the balancing figure between the audited figures in respect of full financial year ended March 31, 2026 and the published unaudited year to date figures up to the third quarter of the current financial year, which were subjected to limited review by us, as required under the Listing Regulations.

Our opinion is not modified in respect of the above matters.

For S K Patodia & Associates LLP
Chartered Accountants
Firm's Registration No: 112723W/W100962

Dhiraj Lalpuria
Partner
Membership No.: 146268
UDIN: 26146268OSXQVY7256

For Batliboi & Purohit
Chartered Accountants
Firm's Registration No: 101048W

Parag Hangekar
Partner
Membership No.: 110096
UDIN:26110096SQZVRY6480

Place: Mumbai
Date: May 13, 2026



Place: Mumbai
Date: May 13, 2026

HINDUSTAN PETROLEUM CORPORATION LIMITED
 Regd. Office : 17, Jamshedji Tata Road, Mumbai - 400 020
 WEBSITE : www.hindustanpetroleum.com, E-mail : corphqo@hplcl.in, CIN No: L23201MH1952GOI008858
 STATEMENT OF STANDALONE AUDITED FINANCIAL RESULTS FOR THE QUARTER AND YEAR ENDED 31ST MARCH, 2026

(₹ in Crore)

Particulars	Quarter Ended			Year Ended	
	31.03.2026	31.12.2025	31.03.2025	31.03.2026	31.03.2025
	Audited	Un-Audited	Audited	Audited	Audited
A. FINANCIAL PERFORMANCE					
1 Income					
(a) Sale of Products (including Excise Duty) (refer Note # 6 below)	1,23,074.76	1,23,953.30	1,17,774.37	4,76,411.29	4,64,246.96
(b) Other Operating Revenue	527.50	529.93	559.24	2,131.76	2,098.69
(c) Other Income	936.14	686.24	799.62	2,690.96	2,416.44
Total Income	1,24,538.40	1,25,169.47	1,19,133.23	4,81,234.01	4,68,762.09
2 Expenses					
(a) Cost of materials consumed	37,744.99	35,438.49	38,795.69	1,46,387.84	1,46,163.68
(b) Purchases of stock-in-trade	62,754.02	65,266.70	60,806.08	2,42,014.67	2,47,491.19
(c) Changes in inventories of finished goods, work-in-progress and stock-in-trade	(2,520.78)	1,133.26	(1,654.68)	(3,201.93)	946.86
(d) Excise Duty	8,756.17	9,429.45	8,841.24	37,094.66	32,617.51
(e) Employee benefits expense	749.56	848.00	867.95	3,307.83	3,335.45
(f) Finance Costs	964.96	674.06	708.74	3,149.46	3,310.91
(g) Depreciation, amortisation and impairment expense	2,399.77	1,618.93	1,583.11	7,124.83	6,090.01
(h) Other expenses (refer Note # 7 below)	7,139.87	5,347.90	4,880.67	22,449.39	19,185.01
Total Expenses	1,17,988.56	1,19,756.79	1,14,828.80	4,58,326.75	4,59,140.62
3 Profit/(Loss) before exceptional items and tax (1-2)	6,549.84	5,412.68	4,304.43	22,907.26	9,621.47
4 Exceptional Items - Income/(Expenses)	-	-	-	-	-
5 Profit/(Loss) before tax (3+/-4)	6,549.84	5,412.68	4,304.43	22,907.26	9,621.47
6 Tax Expense					
(a) Current Tax	1,617.46	1,261.66	857.72	5,294.10	1,770.87
(b) Deferred Tax	40.89	82.79	188.82	452.20	589.90
(c) Short / (Excess) provision of tax of earlier years	(10.01)	(4.26)	(97.09)	(14.27)	(104.16)
Total Tax Expense	1,648.34	1,340.19	949.45	5,732.03	2,256.61
7 Net Profit/(Loss) for the period (5-6)	4,901.50	4,072.49	3,354.98	17,175.23	7,364.86
8 Other Comprehensive Income					
A (i) Items that will not be reclassified to profit or loss	28.46	(36.91)	(312.89)	100.09	(190.17)
A (ii) Income tax relating to Items that will not be reclassified to profit or loss	15.12	13.89	59.56	13.49	25.18
B (i) Items that will be reclassified to profit or loss	(149.25)	122.02	90.53	(41.00)	95.48
B (ii) Income tax relating to Items that will be reclassified to profit or loss	37.56	(30.71)	(22.78)	10.32	(24.03)
Total Other Comprehensive Income	(68.11)	68.29	(185.58)	82.90	(93.54)
9 Total Comprehensive Income/(Loss) for the period (7 +/- 8)	4,833.39	4,140.78	3,169.40	17,258.13	7,271.32
10 Paid up Equity Share Capital (Face value ₹ 10/- each)	2,127.82	2,127.82	2,127.82	2,127.82	2,127.82
11 Other Equity excluding Revaluation Reserves				57,718.88	43,830.09
12 Basic and Diluted Earnings Per Share (₹) (of ₹ 10/- each) (not annualised)	23.04	19.14	15.77	80.72	34.61
B. PHYSICAL PERFORMANCE (in MMT)					
Crude Thruput	6.43	6.38	6.74	26.04	25.27
Market Sales					
- Domestic Sales	12.43	12.68	12.11	48.53	47.29
- Exports	0.57	0.66	0.59	2.92	2.53
Pipeline Thruput	6.48	6.24	6.61	25.54	26.90

Notes:

- The Audit Committee in its meeting held on May 12, 2026 has reviewed and recommended these results and the same have been subsequently approved by the Board of Directors in its meeting held on May 13, 2026.
- The Financial Results have been audited by the Statutory Auditors as required under Regulation 33 and 52 of SEBI (Listing Obligations and Disclosure Requirements) Regulations, 2015. The Statutory Auditors have issued unmodified opinion on the Standalone Financial Results for the quarter and year ended March 31, 2026.
- The Audited Financial Statements are subject to supplementary audit by the Comptroller & Auditor General of India under section 143 (6) of the Companies Act, 2013.
- Average Gross Refining Margin (GRM) during the year ended March 31, 2026 was US \$8.79 per BBL as against US \$5.74 per BBL during the corresponding previous year. This is before factoring-in the impact of Special Additional Excise Duty and Road & Infrastructure Cess on export of select petroleum products.
- The Board of Directors in this meeting recommended the final dividend of ₹ 19.25/- per equity share having face value of ₹ 10/-, subject to approval by the members of the Corporation. This is in addition to the interim dividend of ₹ 5/- per equity share paid during the year by the Corporation.



6 The MoPNG, vide letter dated 30th April, 2020 had conveyed, *inter alia*, to Oil Marketing Companies (OMCs) that in case Market Determined Price (MDP) of LPG Cylinders is less than the Effective Cost to Consumer (ECC), OMCs will retain the difference in a separate buffer account for future adjustment. In the absence of any scheme/authorisation from Gol towards compensation, receivable and revenue to the extent of the negative buffer has not been recognised.

MoPNG, vide letters dated 3rd and 24th October 2025, has conveyed a compensation of ₹ 7,920 Crore to the Corporation towards under-recoveries incurred on sale of domestic LPG up to 31.03.2025 and likely to be incurred up to 31.03.2026. This compensation is to be disbursed in 12 equal monthly instalments, with accrual on a monthly basis commencing from November 2025, and corresponding disbursement thereafter. Accordingly, for FY 2025-26, five equal monthly instalments aggregating to ₹ 3,300 Crore have been recognised, and included under 'Sale of Products'.

The cumulative negative buffer (unrecognised) for the Corporation as of 31st March, 2026 is ₹ 12,798.67 Crore (31st March, 2025 : ₹ 10,894.53 Crore).

7 Other Expenses for the year 2025-26 includes ₹ 2,491.05 Crore (2024-25 : ₹ 449.70 Crore) towards loss on account of foreign currency transactions and translations.

8 The figures for the quarter ended March 31, 2026 and March 31, 2025 represent the difference between the audited figures in respect of full financial year and the unaudited figures of nine months ended December 31, 2025 and December 31, 2024, respectively.

9 Segment information is disclosed in Consolidated Financial Results.



10 STATEMENT OF STANDALONE ASSETS AND LIABILITIES AS ON :

(₹ in Crore)

Particulars	31.03.2026	31.03.2025
	Audited	Audited
ASSETS		
1 Non-Current Assets		
(a) Property, Plant and Equipment	94,616.22	80,280.86
(b) Capital Work-in-Progress	7,420.07	17,740.48
(c) Intangible Assets	1,279.57	1,106.86
(d) Intangible Assets Under Development	1.24	31.99
(e) Financial Assets		
(i) Investment in Subsidiaries, Joint Ventures and Associates	19,592.52	19,324.89
(ii) Other Investments	2,008.20	1,657.43
(iii) Loans	9,023.10	5,148.94
(iv) Other Financial Assets	957.99	458.20
(f) Other Non - Current Assets	2,640.72	2,995.65
	1,37,539.63	1,28,745.30
2 Current assets		
(a) Inventories	39,408.53	38,145.66
(b) Financial Assets		
(i) Investments	3,106.84	3,252.49
(ii) Trade Receivables	7,400.04	11,796.02
(iii) Cash and Cash Equivalents	57.61	80.13
(iv) Bank Balances other than cash and cash equivalents	44.47	86.65
(v) Loans	99.04	118.50
(vi) Other Financial Assets	5,015.44	2,755.00
(c) Other Current Assets	1,191.55	1,206.34
	56,323.52	57,440.79
Assets classified as held for Sale / Disposal	6.99	9.22
	56,330.51	57,450.01
Total Assets	1,93,870.14	1,86,195.31
EQUITY AND LIABILITIES		
3 Equity		
(a) Equity Share Capital	2,128.21	2,128.21
(b) Other Equity	57,718.88	43,830.09
	59,847.09	45,958.30
Liabilities		
4 Non Current Liabilities		
(a) Financial Liabilities		
(i) Borrowings	32,245.73	31,667.23
(ia) Lease Liabilities	4,508.19	3,870.96
(ii) Other Financial Liabilities	0.38	0.35
(b) Provisions	204.20	203.24
(c) Deferred Tax Liabilities (Net)	8,237.79	7,757.14
(d) Other Non-Current Liabilities	1,037.16	874.46
	46,233.45	44,373.38
5 Current Liabilities		
(a) Financial Liabilities		
(i) Borrowings	15,352.93	31,656.14
(ia) Lease Liabilities	552.27	253.42
(ii) Trade Payables:		
Total outstanding dues of micro enterprises and small enterprises	934.52	857.59
Total outstanding dues of creditors other than micro enterprises and small enterprises	30,091.23	28,812.49
(iii) Other Financial Liabilities	28,750.80	24,287.98
(b) Other Current Liabilities	7,803.53	6,400.52
(c) Provisions	3,665.08	3,401.11
(d) Current Tax Liabilities (Net)	639.24	194.38
	87,789.60	95,863.63
Total Equity and Liabilities	1,93,870.14	1,86,195.31



11 STANDALONE STATEMENT OF CASH FLOWS FOR THE YEAR ENDED :

(₹ in Crore)

Particulars	31.03.2026	31.03.2025
	Audited	Audited
A. Cash Flow From Operating Activities		
Profit/(Loss) Before Tax	22,907.26	9,621.47
Adjustments for:		
Depreciation, Amortization and Impairment Expense	7,124.83	6,090.01
(Profit)/Loss on sale/write off of property, plant and equipment, Capital work-in-progress, Assets classified held for sale/disposal	12.28	16.19
Impairment of Non-current Investments	247.08	17.00
Fair value (Gains)/Loss on Investments carried at FVTPL	72.36	(27.79)
Finance Costs	3,149.46	3,310.91
Foreign Currency Transaction and Translation (net)	2,004.12	65.43
Net Provision/(Reversal) for Doubtful Debts, Loans & Receivables	394.37	(1.97)
Bad Debts/Loans/Receivables written off (net)	0.01	0.64
Interest Income on current Investments	(217.23)	(329.36)
Dividend Income	(491.44)	(383.22)
Other Non-Cash items (includes PMUY Remeasurment etc.)	(45.98)	(13.15)
Operating Profit before Changes in Assets & Liabilities (Sub Total - (i))	35,157.12	18,366.16
Change in Assets and Liabilities :		
Decrease / (Increase) in Trade Receivables	4,395.98	(2,474.89)
Decrease / (Increase) in Loans and Other Assets	(3,623.57)	(1,348.14)
Decrease / (Increase) in Inventories	(1,268.10)	(4,182.95)
(Decrease) / Increase in Trade and Other Payables	5,408.16	3,530.10
Sub Total - (ii)	4,912.47	(4,475.88)
Cash Generated from Operations (i) + (ii)	40,069.59	13,890.28
Less : Direct Taxes paid (Net)	3,962.24	(385.38)
Net Cash Flow generated from/ (used in) Operating Activities (A)	36,107.35	14,275.66
B. Cash Flow From Investing Activities		
Purchase of Property, Plant and Equipment (including Capital Work in Progress / excluding interest capitalised)	(7,951.51)	(8,853.90)
Capital Grants Received	100.68	12.13
Sale of Property, Plant and Equipment	118.74	148.14
Purchase of Investments in Subsidiaries, Associates and Joint Ventures (Including share application money pending allotment/Advance towards Equity/Preference Shares)	(474.69)	(458.43)
Purchase of Other Long Term Investments (Including share application money pending allotment/Advance towards Equity/Preference Shares)	(2.20)	(5.74)
Proceeds from Sale of Other Long Term Investments (Start-ups)	1.86	-
Purchase of current investments (Government Securities)	(2,744.87)	-
Proceeds from Sale of current investments (Government Securities)	2,781.77	1,955.82
Proceeds from Sale of Mutual Funds (Net)	1.87	-
Loans to related parties	(3,969.00)	(3,825.00)
Interest Received	209.77	361.47
Dividend Received	491.44	383.22
Net Cash Flow generated from / (used in) Investing Activities (B)	(11,436.14)	(10,282.29)
C. Cash Flow From Financing Activities		
Proceeds from Long term borrowings	6,680.36	7,287.02
Repayment of Long term borrowings	(15,587.62)	(8,147.19)
Repayment of Principal Lease Liabilities	(351.94)	(210.65)
Proceeds / (repayment) of Short term borrowings	(6,660.65)	3,116.21
Finance Cost paid	(3,543.69)	(4,134.78)
Dividend paid	(3,298.36)	(2,336.26)
Net Cash Flow generated from / (used in) Financing Activities (C)	(22,761.90)	(4,425.65)
Net Increase / (Decrease) in Cash and Cash Equivalents (A + B + C)	1,909.31	(432.28)
Cash and cash equivalents at the beginning of the year	(6,649.82)	(6,217.54)
Cash and cash equivalents at the end of the year	(4,740.51)	(6,649.82)
Details of cash and cash equivalents at the end of the year		
Cash and cash equivalents as on	31.03.2026	31.03.2025
Balances with Banks:		
- on current accounts	52.60	71.17
Cash on hand	5.01	8.96
	57.61	80.13
Less : Cash Credits	(4,798.12)	(6,729.95)
	(4,740.51)	(6,649.82)



12 Additional Disclosures as per SEBI (Listing Obligation and Disclosure Requirements) Regulations, 2015:

Particulars	Quarter Ended			Year Ended	
	31.03.2026	31.12.2025	31.03.2025	31.03.2026	31.03.2025
	Audited	Un-Audited	Audited	Audited	Audited
(a) Debt Equity Ratio (Times) Borrowings (Long Term + Short Term) / Equity	0.80	0.89	1.38	0.80	1.38
(b) Debt Service Coverage Ratio - Not Annualised (Times) [Profit after tax + Finance cost in P&L + Depreciation, amortization and impairment] / [Finance cost (P&L and Capitalized) + Principal Repayment (Long term borrowing and Lease Liabilities)]	1.97	0.81	4.83	1.38	1.32
(c) Interest Service Coverage Ratio (Times) (Profit before tax + Finance cost in P&L + Depreciation, amortization and impairment) / Finance Cost (P&L and Capitalized)	9.84	8.23	7.01	8.40	4.42
(d) Capital Redemption Reserve (₹ in Crore)	-	-	-	-	-
(e) Debenture Redemption Reserve (₹ in Crore)	-	-	-	-	-
(f) Net Worth (₹ in Crore) (Equity share Capital + Other Equity)	59,847.09	55,013.70	45,958.30	59,847.09	45,958.30
(g) Outstanding Debt (₹ in Crore)	47,598.66	48,712.73	63,323.37	47,598.66	63,323.37
(h) Current Ratio (Times) Current Assets / Current Liabilities	0.64	0.63	0.60	0.64	0.60
(i) Long Term debt to working capital (Times) Non Current Borrowing / Working Capital	(1.02)	(0.99)	(0.82)	(1.02)	(0.82)
(j) Bad Debt to Account receivable ratio (Times) Bad Debt / Average Trade Receivable	-	-	0.00	0.00	0.00
(k) Current Liability Ratio (Times) Current Liability / Total Liabilities	0.66	0.66	0.68	0.66	0.68
(l) Total debts to total assets (Times) [Borrowings (Long Term + Short Term)] / Total Assets	0.25	0.25	0.34	0.25	0.34
(m) Debtor Turnover - Not Annualised (Times) Sale of Product / Average Trade Receivable	13.49	11.42	11.08	49.64	43.97
(n) Inventory Turnover - Not Annualised (Times) Sale of Products / Average Inventory	3.22	3.46	3.40	12.29	12.88
(o) Operating Margin (%) (Profit before Exceptional Item and Tax + Finance Costs - Other Income)/ Revenue from Operations	5.32%	4.34%	3.56%	4.88%	2.25%
(p) Net Profit Margin (%) Profit after Tax / Revenue from Operations	3.97%	3.27%	2.84%	3.59%	1.58%

13 Previous period figures have been regrouped, wherever necessary.

By order of the Board


Rajneesh Narang
Director-Finance

(Whole-time Director)
DIN - 08188549

Place : Mumbai
Date : May 13, 2026



Independent Auditors' Report on the Audited Consolidated Financial Results of HINDUSTAN PETROLEUM CORPORATION LIMITED for the quarter and year ended March 31, 2026, pursuant to the Regulation 33 and 52 of the SEBI (Listing Obligations and Disclosure Requirements) Regulations, 2015, as amended.

To
**The Board of Directors of
HINDUSTAN PETROLEUM CORPORATION LIMITED**

Report on the Audit of the Consolidated Financial Results

Opinion

We have audited the accompanying statement of Consolidated Financial Results of **Hindustan Petroleum Corporation Limited** (the "Holding Company") and its subsidiaries (the Holding Company and its subsidiaries together referred to as the "Group"), its associates and its joint ventures for the quarter and year ended March 31, 2026 (the "Statement"), being submitted by the Holding Company pursuant to the requirement of Regulation 33 and 52 of the SEBI (Listing Obligations and Disclosure Requirements) Regulations, 2015, as amended (the "Listing Regulations"). This Statement includes the financial results/financial statements/financial information of the Visakh Refinery of the Company as mentioned in the Other Matters paragraph below, which have been subjected to audit by the Branch Auditor of the Company.

In our opinion and to the best of our information and according to the explanations given to us and based on the consideration of the reports of the other auditors on separate audited financial statements/financial results/financial information of subsidiaries, associates and joint ventures, the aforesaid Statement:

- a. includes the annual financial results of the subsidiaries, associates and joint ventures as given in the **Annexure I** to this report;
- b. is presented in accordance with the requirements of Regulation 33 and 52 of the Listing Regulations in this regard; and
- c. gives a true and fair view in conformity with the recognition and measurement principles laid down in applicable Indian Accounting Standards ("Ind AS") and other accounting principles generally accepted in India of the consolidated net profit, consolidated total comprehensive income, and other financial information of the Group for the quarter and for the year ended March 31, 2026.

Basis for Opinion

We conducted our audit in accordance with the Standards on Auditing ("SAs") specified under Section 143(10) of the Companies Act, 2013 ("the Act"). Our responsibilities under those Standards are further described in the "Auditors' Responsibilities for the Audit of the Consolidated Financial Results" section of our report. We are independent of the Group, its associates and joint ventures in accordance with the Code of Ethics issued by the Institute of Chartered Accountants of India (the "ICAI") together with the ethical requirements that are relevant to our audit of the Statement under the provisions of the Act and the Rules thereunder, and we have fulfilled our other ethical responsibilities in accordance with these



requirements and the ICAI's Code of Ethics. We believe that the audit evidence obtained by us and other auditors in terms of their reports referred to in "Other Matters" paragraph below, is sufficient and appropriate to provide a basis for our opinion.

Management's Responsibilities for the Consolidated Financial Results

These Consolidated Financial Results have been prepared on the basis of the consolidated annual financial statements. The Holding Company's management and Board of Directors are responsible for the preparation and presentation of these Consolidated Financial Results that give a true and fair view of the net profit and total comprehensive income and other financial information of the Group including its associates and its joint ventures in accordance with the recognition and measurement principles laid down in Ind AS prescribed under Section 133 of the Act read with relevant rules issued thereunder and other accounting principles generally accepted in India and in compliance with Regulations 33 and 52 of the Listing Regulations. The respective management and Board of Directors of the companies included in the Group and of its associates and joint ventures are responsible for maintenance of adequate accounting records in accordance with the provisions of the Act for safeguarding of the assets of the Group and its associates and joint ventures and for preventing and detecting frauds and other irregularities; selection and application of appropriate accounting policies; making judgments and estimates that are reasonable and prudent; and the design, implementation and maintenance of adequate internal financial controls, that were operating effectively for ensuring the accuracy and completeness of the accounting records, relevant to the preparation and presentation of these Consolidated Financial Results that give a true and fair view and are free from material misstatement, whether due to fraud or error, which have been used for the purpose of preparation of these Consolidated Financial Results by the Directors of the Holding Company, as aforesaid.

In preparing the Consolidated Financial Results, the respective management and Board of Directors of the companies included in the Group and of its associates and joint ventures are responsible for assessing the ability of the Group and of its associates and joint ventures to continue as a going concern, disclosing as applicable, matters related to going concern and using the going concern basis of accounting unless the respective Board of Directors either intends to liquidate the Group or to cease operations, or has no realistic alternative but to do so.

The respective Board of Directors of the companies included in the Group and of its associates and joint ventures are also responsible for overseeing the financial reporting process of the Group and of its associates and joint ventures.

Auditors' Responsibilities for the Audit of the Consolidated Financial Results

Our objectives are to obtain reasonable assurance about whether the Consolidated Financial Results as a whole are free from material misstatement, whether due to fraud or error, and to issue an auditors' report that includes our opinion. Reasonable assurance is a high level of assurance, but is not a guarantee that an audit conducted in accordance with SAs will always detect a material misstatement when it exists. Misstatements can arise from fraud or error and are considered material if, individually or in the aggregate, they could reasonably be expected to influence the economic decisions of users taken on the basis of these Consolidated Financial Results.

As part of an audit in accordance with SAs, we exercise professional judgment and maintain professional skepticism throughout the audit. We also:

- Identify and assess the risks of material misstatement of the Consolidated Financial Results, whether due to fraud or error, design and perform audit procedures responsive to those risks, and obtain audit evidence that is sufficient and appropriate to provide a basis for our opinion. The risk of not detecting a material misstatement resulting from fraud is higher than for one resulting from



error, as fraud may involve collusion, forgery, intentional omissions, misrepresentations, or the override of internal control;

- Obtain an understanding of internal financial control relevant to the audit in order to design audit procedures that are appropriate in the circumstances. Under section 143(3)(i) of the Act, we are also responsible for expressing our opinion on whether the Holding Company, subsidiary companies and its associates and joint ventures, which are companies incorporated in India, has adequate internal financial controls with reference to consolidated financial statements in place and the operating effectiveness of such controls;
- Evaluate the appropriateness of accounting policies used and the reasonableness of accounting estimates and related disclosures made by Board of Directors;
- Conclude on the appropriateness of the management and Board of Director's use of the going concern basis of accounting and, based on the audit evidence obtained, whether a material uncertainty exists related to events or conditions that may cast significant doubt on the ability of the Group and its associates and joint ventures to continue as a going concern. If we conclude that a material uncertainty exists, we are required to draw attention in our auditors' report to the related disclosures in the Consolidated Financial Results or, if such disclosures are inadequate, to modify our opinion. Our conclusions are based on the audit evidence obtained up to the date of our auditors' report. However, future events or conditions may cause the Group and its associates and joint ventures to cease to continue as a going concern;
- Evaluate the overall presentation, structure and content of the Consolidated Financial Results, including the disclosures, and whether the Consolidated Financial Results represent the underlying transactions and events in a manner that achieves fair presentation;
- Obtain sufficient appropriate audit evidence regarding the financial information of the entities within the Group and its associates and joint ventures to express an opinion on the Consolidated Financial Results. We are responsible for the direction, supervision and performance of the audit of financial information of such entities included in the Consolidated Financial Results of which we are the independent auditors. For the other entities included in the Consolidated Financial Results, which have been audited by other auditors, such other auditors remain responsible for the direction, supervision and performance of the audits carried out by them. We remain solely responsible for our audit opinion.

We communicate with those charged with governance of the Holding Company of which we are the independent auditors regarding, among other matters, the planned scope and timing of the audit and significant audit findings, including any significant deficiencies in internal control that we identify during our audit.

We also provide those charged with governance with a statement that we have complied with relevant ethical requirements regarding independence, and to communicate with them all relationships and other matters that may reasonably be thought to bear on our independence, and where applicable, related safeguards.

We also performed procedures in accordance with the circular issued by the Securities and Exchange Board of India (SEBI) under Regulation 33 (8) of the Listing Regulations, to the extent applicable.



Other Matters

1. We did not audit the financial results/financial statements/financial information of Visakh Refinery which is considered as a branch and included in the standalone financial results of the Holding Company, whose financial results/financial statements/financial information reflect total assets of ₹ 47,633.79 Crore as at March 31, 2026, total revenues of ₹ 27,951.09 Crore and ₹ 1,07,955.40 Crore, net profit after tax of ₹ 1,629.76 Crore and ₹ 3,378.13 Crore, and total comprehensive income of ₹ 1,597.95 Crore and ₹ 3,346.32 Crore for the quarter and year ended March 31, 2026 respectively. The financial results/financial statements/financial information of this branch have been audited by the Branch Auditor of the Holding Company. The Branch Auditor's report dated May 1, 2026 was forwarded to us and our opinion in so far as it relates to the amounts and disclosures included in respect of this branch, is based solely on the report of the Branch Auditor and the procedures performed by us as stated in paragraph above.
2. We did not audit the financial results/financial statements/financial information of 4 subsidiaries included in the Statement, whose financial results/financial statements/financial information reflect total assets of ₹ 5,758.97 Crore as at March 31, 2026, total revenues of ₹ 161.28 Crore and ₹ 463.20 Crore, total net profit / (loss) after tax of ₹ (19.14) Crore and ₹ (424.89) Crore, and total comprehensive income/(loss) of ₹ (17.02) Crore and ₹ (422.70) Crore for the quarter and year ended March 31, 2026 respectively and as considered in the Statement.

The accompanying Statement also includes the Group's share of net profit / (loss) after tax of ₹ 1,122.32 Crore and ₹ 1,511.31 Crore, and total comprehensive income/ (loss) of ₹ 797.13 Crore and ₹ 1,158.61 Crore for the quarter and year ended March 31, 2026 respectively, as considered in the Statement, in respect of 1 associate and 11 joint ventures, whose financial results/financial statements/financial information have not been audited by us.

These financial results/financial statements/financial information have been audited by other auditors whose reports have been furnished to us by the Management and our opinion on the Statement, in so far as it relates to the amounts and disclosures included in respect of these entities, is based solely on the reports of the other auditors and the procedures performed by us as stated above.

3. We did not audit the financial results/financial statements/financial information of 1 subsidiary included in the Statement, whose financial results/financial statements/financial information reflect total assets of ₹ 30.63 Crore as at March 31, 2026, total revenues of ₹ 40.30 Crore and ₹ 77.55 Crore, total net profit / (loss) after tax of ₹ 21.39 Crore and ₹ 53.71 Crore, and total comprehensive income/(loss) of ₹ (17.21) Crore and ₹ (19.13) Crore for the quarter and year ended March 31, 2026 respectively as considered in the Statement.

The accompanying Statement also includes the Group's share of net profit / (loss) after tax of ₹ (5.15) Crore and ₹ (21.60) Crore, and total comprehensive income/(loss) of ₹ (5.11) Crore and ₹ (21.46) Crore for the quarter and year ended March 31, 2026 respectively, as considered in Statement, in respect of 2 associates and 1 joint venture, whose financial results/financial statements/financial information have not been audited by us.

These financial results/financial statements/financial information are unaudited and have been certified and furnished to us by the Management and our opinion on the Statement, in so far as it relates to the amounts and disclosures included in respect of these entities, is based solely on such unaudited financial results/financial statements/financial information which have been certified and furnished to us by the Management. In our opinion and according to the information and explanations given to us by the Management, these financial results/financial statements/financial information are not material to the Group.



The financial statements/financial information of 1 joint venture Company under the process of liquidation is not included in the Statement. In our opinion and according to the information and explanations given to us by the Management, this financial statements / financial information is not material to the Group.

4. The accompanying Statement includes Holding Company's proportionate share in the Jointly Controlled Expenses amounting to ₹ 1.44 Crore and ₹ 2.95 Crore and Income of ₹ 0.23 Crore and ₹ 1.22 Crore, for the quarter and year ended March 31, 2026 respectively, in respect of 17 unincorporated Joint Operations, which have been included based on unaudited financial information. Our opinion in respect of the above is solely based on the management certified information.
5. The Holding Company does not have the required number of independent directors on its Board, as stipulated under SEBI Listing Regulations 2015, for the period from April 1, 2025 to March 31, 2026, and up-to the date of this report.
6. The audited Consolidated Financial Results for the quarter and year ended March 31, 2025, included in the Statement, were audited by the previous joint auditors, one of which is a predecessor audit firm and have expressed an unmodified opinion on such consolidated audited financial results, vide their report dated May 6, 2025.
7. The Statement includes the results for the quarter ended March 31, 2026 being the balancing figure between the audited figures in respect of full financial year ended March 31, 2026 and the published unaudited year to date figures up-to the third quarter of the current financial year, which were subjected to limited review by us, as required under the Listing Regulations.

Our opinion is not modified in respect of above matters.

For S K Patodia & Associates LLP
Chartered Accountants
Firm Registration No: 112723W/W100962

Dhiraj Lalpuria
Partner
Membership No.: 146268
UDIN: 26146268CHQVGG4057

Place: Mumbai
Date: May 13, 2026



For Batliboi & Purohit
Chartered Accountants
Firm Registration No: 101048W

Parag Hangekar
Partner
Membership No.: 110096
UDIN:26110096QPQPJW5393

Place: Mumbai
Date: May 13, 2026

Annexure I - List of entities included in the Statement

A. Holding Company

Hindustan Petroleum Corporation Limited

B. Subsidiaries

1. HPCL Biofuels Limited
2. HPCL Middle East FZCO[#]
3. Prize Petroleum Company Limited* (PPCL)
4. Prize Petroleum International Pte. Ltd. (a wholly owned subsidiary of PPCL)[#]
5. HPCL LNG Limited
6. HPCL Renewable & Green Energy Limited

C. Joint Ventures

1. HPCL - Mittal Energy Limited*
2. Hindustan Colas Private Limited*
3. South Asia LPG Company Private Limited
4. Bhagyanagar Gas Limited
5. Petronet MHB Limited
6. Aavantika Gas Limited
7. HPCL Rajasthan Refinery Limited
8. Godavari Gas Private Limited
9. Mumbai Aviation Fuel Farm Facility Private Limited
10. HPOIL Gas Private Limited
11. Ratnagiri Refinery and Petrochemicals Limited
12. IHB Limited
13. Petronet India Limited (in the process of winding up, and not included in the Statement.)

D. Associates

1. Mangalore Refinery and Petrochemicals Limited*
2. GSPL India Gasnet Limited
3. GSPL India Transco Limited

[#] Incorporated/located outside India

* Based on Consolidated Financial Statements




HINDUSTAN PETROLEUM CORPORATION LIMITED
 Regd. Office : 17, Jamshedji Tata Road, Mumbai - 400 020
 WEBSITE : www.hindustanpetroleum.com, E-mail : corphqo@hpcl.in, CIN No: L23201MH1952GOI008858
STATEMENT OF CONSOLIDATED AUDITED FINANCIAL RESULTS FOR THE QUARTER AND YEAR ENDED 31ST MARCH, 2026

(₹ in Crore)

Particulars	Quarter Ended			Year Ended	
	31.03.2026	31.12.2025	31.03.2025	31.03.2026	31.03.2025
	Audited	Un-Audited	Audited	Audited	Audited
FINANCIAL PERFORMANCE					
1 Income					
(a) Sale of Products (Including Excise Duty) (refer Note # 5 below)	1,23,164.02	1,24,052.90	1,17,915.99	4,76,728.11	4,64,626.25
(b) Other Operating Revenue	529.36	529.75	558.05	2,137.89	2,097.43
(c) Other Income	619.95	606.50	581.01	2,256.12	2,087.85
Total Income	1,24,313.33	1,25,189.15	1,19,055.05	4,81,122.12	4,68,811.53
2 Expenses					
(a) Cost of materials consumed	37,868.82	35,529.48	38,896.07	1,46,592.67	1,46,337.31
(b) Purchases of stock-in-trade	62,727.45	65,261.15	60,829.77	2,41,975.08	2,47,545.55
(c) Changes in inventories of finished goods, work-in-progress and stock-in-trade	(2,589.51)	1,106.69	(1,687.43)	(3,170.45)	1,016.00
(d) Excise Duty	8,756.17	9,429.45	8,841.24	37,094.66	32,617.51
(e) Employee benefits expense	772.17	863.92	880.75	3,372.43	3,381.23
(f) Finance Costs	1,020.44	734.03	756.88	3,395.75	3,365.48
(g) Depreciation, amortisation and impairment expense	2,456.80	1,674.19	1,623.24	7,347.49	6,154.10
(h) Other expenses (refer Note # 6 below)	6,947.49	5,394.23	4,925.42	22,368.96	19,274.88
Total Expenses	1,17,959.83	1,19,993.14	1,15,065.94	4,58,976.59	4,59,692.06
3 Profit/(Loss) before share in profit / (loss) of Joint Ventures /Associates, exceptional items and tax (1-2)	6,353.50	5,196.01	3,989.11	22,145.53	9,119.47
4 Share in profit / (loss) of Joint Ventures /Associates (net of tax)	1,290.11	120.97	348.85	1,492.59	(119.59)
5 Profit/(Loss) before exceptional items and tax (3+4)	7,643.61	5,316.98	4,337.96	23,638.12	8,999.88
6 Exceptional Items - Income/(Expenses)	-	-	-	-	-
7 Profit/(Loss) before tax (5+/-6)	7,643.61	5,316.98	4,337.96	23,638.12	8,999.88
8 Tax Expense					
(a) Current Tax	1,617.46	1,261.66	857.77	5,294.10	1,770.92
(b) Deferred Tax	(29.10)	48.18	161.84	311.40	597.42
(c) Short / (Excess) provision of tax of earlier years	(10.01)	(4.26)	(97.09)	(14.27)	(104.16)
Total Tax Expense	1,578.35	1,305.58	922.52	5,591.23	2,264.18
9 Net profit/(loss) for the year (7-8)	6,065.26	4,011.40	3,415.44	18,046.89	6,735.70
10 Other Comprehensive Income					
(a) Items that will not be reclassified to profit or loss (net of tax)	49.91	(24.49)	(263.16)	118.50	(167.61)
(b) Items that will be reclassified to profit or loss (net of tax)	(440.84)	81.37	78.62	(384.51)	(2.58)
Total Other Comprehensive Income	(390.93)	56.88	(184.54)	(266.01)	(170.19)
11 Total Comprehensive Income/(Loss) for the year (9 +/- 10)	5,674.33	4,068.28	3,230.90	17,780.88	6,565.51
12 Paid up Equity Share Capital (Face value ₹ 10/- each)	2,127.82	2,127.82	2,127.82	2,127.82	2,127.82
13 Other Equity excluding Revaluation Reserves				63,427.91	49,016.08
14 Basic and Diluted Earnings Per Share (₹) (of ₹ 10/- each) (not annualised)	28.50	18.85	16.06	84.81	31.66

Notes:

- The Audit Committee in its meeting held on May 12, 2026 has reviewed and recommended these results and the same have been subsequently approved by the Board of Directors in its meeting held on May 13, 2026.
 - The Financial Results have been audited by the Statutory Auditors as required under Regulation 33 and 52 of SEBI (Listing Obligations and Disclosure Requirements) Regulations, 2015. The Statutory Auditors have issued unmodified opinion on the Consolidated Financial Results for the quarter and year ended March 31, 2026.
 - The Audited Financial Statements are subject to supplementary audit by the Comptroller & Auditor General of India under section 143 (6) of the Companies Act, 2013.
 - The Board of Directors in this meeting recommended the final dividend of ₹ 19.25/- per equity share having face value of ₹ 10/-, subject to approval by the members of the Corporation. This is in addition to the interim dividend of ₹ 5/- per equity share paid during the year by the Corporation.
 - The MoPNG, vide letter dated 30th April, 2020 had conveyed, inter alia, to Oil Marketing Companies (OMCs) that in case Market Determined Price (MDP) of LPG Cylinders is less than the Effective Cost to Consumer (ECC), OMCs will retain the difference in a separate buffer account for future adjustment. In the absence of any scheme/authorisation from GoI towards compensation, receivable and revenue to the extent of the negative buffer has not been recognised.
- MoPNG, vide letters dated 3rd and 24th October 2025, has conveyed a compensation of ₹ 7,920 Crore to the Corporation towards under-recoveries incurred on sale of domestic LPG up to 31.03.2025 and likely to be incurred up to 31.03.2026. This compensation is to be disbursed in 12 equal monthly instalments, with accrual on a monthly basis commencing from November 2025, and corresponding disbursement thereafter. Accordingly, for FY 2025-26, five equal monthly instalments aggregating to ₹ 3,300 Crore have been recognised, and included under 'Sale of Products'.
 The cumulative negative buffer (unrecognised) for the Corporation as of 31st March, 2026 is ₹ 12,798.67 Crore (31st March, 2025 : ₹ 10,894.53 Crore).
- Other Expenses for the year 2025-26 includes ₹ 2,491.77 Crore (2024-25 : ₹ 449.39 Crore) towards loss on account of foreign currency transactions and translations.
 - The figures for the quarter ended March 31, 2026 and March 31, 2025 represent the difference between the audited figures in respect of full financial year and the unaudited figures of nine months ended December 31, 2025 and December 31, 2024, respectively.



8 STATEMENT OF CONSOLIDATED ASSETS AND LIABILITIES AS ON:

Particulars	31.03.2026	31.03.2025
	Audited	Audited
ASSETS		
1 Non-Current Assets		
(a) Property, Plant and Equipment	98,981.38	84,767.38
(b) Capital Work-in-Progress	7,894.10	17,935.16
(c) Goodwill on Consolidation	304.92	304.92
(d) Other Intangible Assets	1,280.71	1,106.90
(e) Intangible Assets under development	1.24	31.99
(f) Investment in Joint Ventures and Associates	22,897.14	22,136.45
(g) Financial Assets		
(i) Other Investments	2,008.20	1,657.43
(ii) Loans	9,023.13	5,148.97
(iii) Other Financial Assets	961.43	461.95
(h) Other Non - Current Assets	3,117.06	3,488.65
	1,46,469.31	1,37,039.80
2 Current Assets		
(a) Inventories	39,558.80	38,325.27
(b) Financial Assets		
(i) Investments	3,106.84	3,252.49
(ii) Trade Receivables	7,403.77	11,780.71
(iii) Cash and Cash Equivalents	124.29	166.22
(iv) Bank Balances other than cash and cash equivalents	46.64	87.58
(v) Loans	99.07	118.52
(vi) Other Financial Assets	5,006.61	2,727.13
(c) Other Current Assets	1,216.38	1,237.15
	56,562.40	57,695.07
Assets classified as held for Sale / Disposal	7.53	9.77
	56,569.93	57,704.84
Total Assets	2,03,039.24	1,94,744.64
EQUITY AND LIABILITIES		
3 Equity		
(a) Equity Share Capital	2,128.21	2,128.21
(b) Other Equity	63,427.91	49,016.08
	65,556.12	51,144.29
4 Liabilities		
Non Current Liabilities		
(a) Financial Liabilities		
(i) Borrowings	35,470.54	34,650.77
(ia) Lease Liabilities	4,513.12	3,875.76
(ii) Other Financial Liabilities	0.38	0.35
(b) Provisions	221.53	203.34
(c) Deferred Tax Liabilities (Net)	8,047.51	7,707.65
(d) Other Non-Current Liabilities	1,046.65	884.76
	49,299.73	47,322.63
5 Current Liabilities		
(a) Financial Liabilities		
(i) Borrowings	15,428.33	31,778.11
(ia) Lease Liabilities	552.44	253.58
(ii) Trade Payables		
Outstanding dues of micro enterprises and small enterprises	969.58	901.64
Outstanding dues of creditor other than micro enterprises and small enterprises	30,224.79	28,898.74
(iii) Other Financial Liabilities	28,877.80	24,427.60
(b) Other Current Liabilities	7,815.56	6,412.10
(c) Provisions	3,675.65	3,411.53
(d) Current Tax Liabilities (Net)	639.24	194.42
	88,183.39	96,277.72
Total Equity and Liabilities	2,03,039.24	1,94,744.64



9 CONSOLIDATED STATEMENT OF CASH FLOWS FOR THE YEAR ENDED:

Particulars	31.03.2026	31.03.2025
	Audited	Audited
A. Cash Flow From Operating Activities		
Profit/(Loss) Before Tax	23,638.12	8,999.88
Adjustments for:		
Depreciation, Amortization and Impairment Expense	7,347.49	6,154.10
(Gain)/Loss on sale/write-off of property, plant and equipment, Capital work-in-progress, Assets classified held for sale/disposal	12.24	16.13
Fair value (Gains)/Loss on Investments carried at FVTPL	112.38	(27.65)
Finance Costs	3,395.75	3,365.48
Foreign Currency Transaction and Translation (net)	2,006.48	46.79
Net Provision/(Reversal) for Doubtful Debts, Loans & Receivables / Bad debts/Loans/Receivables written off (Net)	369.88	(1.33)
Interest Income on current Investments	(219.33)	(331.58)
Dividend Income	(48.15)	(50.16)
Share of (Profit)/Loss from Associate and Joint Venture companies (net of tax)	(1,492.59)	119.59
Other Non-Cash items (includes PMUY Remeasurement etc.)	(46.03)	(12.99)
Operating Profit before Changes in Assets and Liabilities (Sub Total - (i))	35,076.24	18,278.26
Change in Assets and Liabilities :		
Decrease / (Increase) in Trade Receivables	4,392.34	(2,476.93)
Decrease / (Increase) in Loans and Other Assets	(3,603.89)	(697.09)
Decrease / (Increase) in Inventories	(1,238.75)	(4,115.97)
(Decrease) / Increase in Trade and Other Payables	5,446.45	2,857.21
Sub Total - (ii)	4,996.15	(4,432.78)
Cash Generated from Operations (i) + (ii)	40,072.39	13,845.48
Less : Direct Taxes paid (Net)	3,961.71	(385.40)
Net Cash Flow generated from/ (used in) Operating Activities (A)	36,110.68	14,230.88
B. Cash Flow From Investing Activities		
Purchase of Property, Plant & Equipment (including Capital Work in Progress / excluding interest capitalised)	(8,331.49)	(9,577.39)
Capital Grants Received	100.68	12.13
Sale of Property, Plant & Equipment	118.82	148.14
Purchase of Investments (Including share application money pending allotment/Advance towards Equity)	(63.69)	(9.54)
Purchase of Other Long Term Investments (Including share application money pending allotment/Advance towards Equity/Preference Shares)	(2.20)	(5.74)
Investments in Bank Deposits more than 3 months (Net)	(0.82)	(4.11)
Proceeds from Sale of Other Long Term Investments (Start-ups)	1.86	-
Purchase of current investments (Government Securities)	(2,744.87)	-
Proceeds from Sale of current investments (Government Securities)	2,781.77	1,955.82
Proceeds from Sale of Mutual Funds (Net)	1.87	-
Loan to related parties	(3,969.00)	(3,825.00)
Interest received	211.69	363.62
Dividend received from Associate and Joint Venture companies	443.29	333.06
Dividend received - others	48.15	50.16
Net Cash Flow generated from / (used in) Investing Activities (B)	(11,403.94)	(10,558.85)
C. Cash Flow From Financing Activities		
Proceeds from Long term borrowings	6,921.02	7,832.96
Repayment of Long term borrowings	(15,587.62)	(8,147.54)
Repayment of Principal Lease Liabilities	(352.22)	(211.55)
Proceeds / (repayment) of Short term borrowings	(6,660.65)	3,116.21
Finance Cost paid	(3,792.44)	(4,392.96)
Dividend paid	(3,298.36)	(2,336.26)
Net Cash Flow generated from / (used in) Financing Activities (C)	(22,770.27)	(4,139.14)
Net Increase / (Decrease) in Cash and Cash Equivalents (A + B + C)	1,936.47	(467.11)
Cash and cash equivalents at the beginning of the year	(6,685.70)	(6,218.59)
Cash and cash equivalents at the end of the year	(4,749.23)	(6,685.70)
Details of cash and cash equivalents at the end of the year:	31.03.2026	31.03.2025
Balances with Banks:		
-on current accounts	73.76	129.69
Cash on hand	5.02	8.96
Other Bank Balances	45.51	27.57
	124.29	166.22
Less : Cash Credits	(4,873.52)	(6,851.92)
	(4,749.23)	(6,685.70)



10 Consolidated Segment-wise Revenue, Results, Assets and Liabilities :

Particulars	Quarter Ended			Year Ended	
	31.03.2026	31.12.2025	31.03.2025	31.03.2026	31.03.2025
	Audited	Un-Audited	Audited	Audited	Audited
1 SEGMENT REVENUE					
a) Downstream Petroleum	1,23,594.73	1,24,507.74	1,18,355.69	4,78,518.63	4,66,362.91
b) Others	159.36	111.55	198.72	474.77	496.54
Sub-Total	1,23,754.09	1,24,619.29	1,18,554.41	4,78,993.40	4,66,859.45
Less: Inter-Segment Revenue	60.71	36.64	80.37	127.40	135.77
Total Revenue	1,23,693.38	1,24,582.65	1,18,474.04	4,78,866.00	4,66,723.68
2 SEGMENT RESULTS					
a) Profit / (Loss) before Tax, Interest Income, Interest Expenditure and Dividend from each Segment					
i) Downstream Petroleum	6,981.35	5,550.30	4,382.04	24,089.50	11,141.93
ii) Others	(74.01)	(83.82)	(61.92)	(315.72)	(159.60)
Sub-Total of (a)	6,907.34	5,466.48	4,320.12	23,773.78	10,982.33
b) Finance Cost	1,020.44	734.03	756.88	3,395.75	3,365.48
c) Other Un-allocable Expenditure (Net of Un-allocable Income)	(466.60)	(463.56)	(425.87)	(1,767.50)	(1,502.62)
d) Share in profit / (loss) of Joint Ventures / Associates (net of tax)	1,290.11	120.97	348.85	1,492.59	(119.59)
Profit / (Loss) before tax (a-b-c+d)	7,643.61	5,316.98	4,337.96	23,638.12	8,999.88
3 SEGMENT ASSETS					
a) Downstream Petroleum	1,96,841.66	1,94,004.96	1,88,649.57	1,96,841.66	1,88,649.57
b) Others (Unallocated-Corporate)	6,197.58	6,050.18	6,095.07	6,197.58	6,095.07
Total	2,03,039.24	2,00,055.14	1,94,744.64	2,03,039.24	1,94,744.64
4 SEGMENT LIABILITIES					
a) Downstream Petroleum	1,33,978.34	1,36,853.44	1,40,235.26	1,33,978.34	1,40,235.26
b) Others (Unallocated-Corporate)	3,504.78	3,320.00	3,365.09	3,504.78	3,365.09
Total	1,37,483.12	1,40,173.44	1,43,600.35	1,37,483.12	1,43,600.35

Notes:

- i. There are no reportable segments other than downstream petroleum, as per para 13 of Ind AS 108 on Reporting of Operating Segments.
- ii. Segment Revenue comprises of the following:
 - a) Turnover
 - b) Subsidy / Grant from Government of India
 - c) Other Operating Revenues
- iii. There are no geographical segments.



11 Additional Disclosures as per SEBI (Listing Obligation and Disclosure Requirements) Regulations, 2015 :

Particulars	Quarter Ended			Year Ended	
	31.03.2026	31.12.2025	31.03.2025	31.03.2026	31.03.2025
	Audited	Un-Audited	Audited	Audited	Audited
(a) Debt Equity Ratio (Times) Borrowings (Long Term + Short Term) / Equity	0.78	0.87	1.30	0.78	1.30
(b) Debt Service Coverage Ratio - Not Annualised (Times) (Profit after tax + Finance cost in P&L + Depreciation, amortisation and impairment) / (Finance cost (P&L and Capitalized) + Principal Repayment (Long term borrowing and Lease Liabilities))	2.24	0.81	4.68	1.43	1.26
(c) Interest Service Coverage Ratio (Times) (Profit before tax + Finance cost in P&L + Depreciation, amortisation and impairment) / Finance Cost (P&L and Capitalized)	10.43	7.75	6.65	8.19	4.05
(d) Capital Redemption Reserve (₹ in Crore)	1.56	1.56	1.56	1.56	1.56
(e) Debenture Redemption Reserve (₹ in Crore)	49.38	49.43	49.38	49.38	49.38
(f) Net Worth (₹ in Crore) (Equity share Capital + Other Equity)	65,556.12	59,881.70	51,144.29	65,556.12	51,144.29
(g) Outstanding Debt (₹ in Crore)	50,898.87	51,828.21	66,428.88	50,898.87	66,428.88
(h) Current Ratio (Times) Current Assets / Current Liabilities	0.64	0.63	0.60	0.64	0.60
(i) Long Term debt to working capital (Times) Non Current Borrowing / Working Capital	(1.12)	(1.08)	(0.90)	(1.12)	(0.90)
(j) Bad Debt to Account receivable ratio (Times) Bad Debt / Average Trade Receivable	-	-	0.00	0.00	0.00
(k) Current Liability Ratio (Times) Current Liability / Total Liabilities	0.64	0.65	0.67	0.64	0.67
(l) Total debts to total assets (Times) [Borrowings (Long Term + Short Term)] / Total Assets	0.25	0.26	0.34	0.25	0.34
(m) Debtor Turnover - Not Annualised (Times) Sale of Product/Average Trade Receivable	13.48	11.41	11.09	49.70	44.03
(n) Inventory Turnover - Not Annualised (Times) Sale of Products / Average Inventory	3.21	3.45	3.38	12.24	12.81
(o) Operating Margin (%) (Profit before Exceptional Item and Tax + Finance Costs- Other Income)/ Revenue from Operations	6.50%	4.37%	3.81%	5.17%	2.20%
(p) Net Profit Margin (%) Profit after Tax / Revenue from Operations	4.90%	3.22%	2.88%	3.77%	1.44%

12 Previous period figures have been regrouped, wherever necessary.

By order of the Board


Rajneesh Narang
Director - Finance
(Whole-time Director)
DIN - 08188549

Place : Mumbai
Date : May 13, 2026



Regulation 52(7) and 52(7A) of SEBI (LODR) Regulation, 2015

Statement of utilization of issue proceeds of Non-Convertible debentures

Name of the Issuer	ISIN	Mode of Fund Raising (Public issues/ Private placement)	Type of instrument	Date of raising funds	Amount Raised	Funds utilized	Any deviation (Yes/ No)	If 8 is Yes, then specify the purpose of for which the funds were utilized	Remarks, if any
1	2	3	4	5	6	7	8	9	10

Not Applicable as no NCDs were issued during January-March 2026



K Vinod

Executive Director - Corporate Finance
Hindustan Petroleum Corporation Limited

Date: 01.04.2026



Regulation 52(7) and 52(7A) of SEBI (LODR) Regulation, 2015

Statement of deviation/ variation in use of Issue proceeds of Non-Convertible Debentures

Particular	Remarks
Name of listed entity	Hindustan Petroleum Corporation Limited
Mode of Fund Raising	Private Placement
Type of instrument	Non-Convertible Debentures
Date of Raising Funds	Not Applicable
Amount Raised (Rs Crs)	Not Applicable
Report filed for quarter ended	31.03.2026
Is there a Deviation / Variation in use of funds raised ?	No
Whether any approval is required to vary the objects of the issue stated in the prospectus/ offer document?	Not Applicable
If yes, details of the approval so required?	Not Applicable
Date of approval	Not Applicable
Explanation for the Deviation / Variation	Not Applicable
Comments of the audit committee after review	Not Applicable
Comments of the auditors, if any	Not Applicable


Objects for which funds have been raised and where there has been a deviation/ variation, in the following table:

Original Object	Modified Object, if any	Original Allocation	Modified allocation, if any	Funds Utilised	Amount of deviation/ variation for the quarter according to applicable object (in Rs. crore and in %)	Remarks, if any
-----------------	-------------------------	---------------------	-----------------------------	----------------	---	-----------------

Not Applicable as no NCDs were issued during January-March 2026


Deviation could mean:

- (a) Deviation in the objects or purposes for which the funds have been raised
 (b) Deviation in the amount of funds actually utilized as against what was originally disclosed.



K Vinod

Executive Director - Corporate Finance
Hindustan Petroleum Corporation Limited
 Date: 01.04.2026



Security Cover [SEBI/HO/MIRSD/MIRSD_CRADT/CIR/P/2022/67 Dated May 19, 2022]

Column A	Column B	Column C [i]	Column D [ii]	Column E [iii]	Column F [iv]	Column G [v]	Column H [vi]	Column I [vii]	Column J	Column K	Column L	Column M	Column N	Column O
Particulars	Description of asset for which this certificate relate	Exclusive Charge	Exclusive Charge	Pari-Passu Charge	Pari-Passu Charge	Pari-Passu Charge	Assets not offered as Security	Elimination (amount in negative)	(Total C to H)	Related to only those items covered by this certificate				
		Debt for which this certificate being issued	Other Secured Debt	Debt for which this certificate being issued	Assets shared by pari passu debt holder (includes debt for which this certificate is issued & other debt with pari passu charge)	Other assets on which there is pari- Passu charge (excluding items covered in column F)	debt amount considered more than once (due to exclusive plus pari passu charge)	Market Value for Assets charged on Exclusive basis	Carrying /book value for exclusive charge assets where market value is not ascertainable or applicable (For Eg. Bank Balance, DSRA market value is not applicable)	Market Value for Pari passu charge Assets viii	Carrying value/book value for pari passu charge assets where market value is not ascertainable or applicable (For Eg. Bank Balance, DSRA market value is not applicable)	Total Value(=K+L+M+N)		
		Book Value	Book Value	Yes/ No	Book Value	Book Value						Relating to Column F		
ASSETS														
Property, Plant and Equipment														
Capital Work-in-Progress														
Right of Use Assets														
Goodwill														
Intangible Assets														
Intangible Assets under Development														
Investments														
Loans														
Inventories														
Trade Receivables														
Cash and Cash Equivalents														
Bank Balances other than Cash and Cash Equivalents														
Others														
Total							The Debt Securities are unsecured in Nature							
LIABILITIES														
Debt securities to which this certificate pertains														
Other debt sharing pari-passu charge with above debt														
Other debt														
Subordinated debt														
Borrowings														
Bank														
Debt Securities														
Others														
Trade payables														
Lease Liabilities														
Provisions														
Others														
Total														
Cover on Book Value														
Cover on Market Value														
	Exclusive Security Cover Ratio			Pari-Passu Security Cover Ratio										

