हिन्दुस्तान कॉपर लिमिटेड

HINDUSTAN COPPER LIMITED

CIN No. : L27201WB1967GOI028825

भारत सरकार का उपक्रम
A GOVT. OF INDIA ENTERPRISE

पंजीकृत एवं प्रधान कार्यालय
Registered & Head Office

ताम्र भवन TAMRA BHAVAN
1, आशुतोष चौधरी एवेन्यू
1, Ashutosh Chowdhury Avenue,
पो०बॉ०सं० P.B. NO. 10224
कोलकाता KOLKATA- 700 019

To,

BSE Limited
25th Floor, Phiroze Jeejeebhoy Towers,
Dalal Street, Fort,
Mumbai - 400 001
BSE Scrip Code: 513599

Date: July 28, 2016

National Stock Exchange of India Limited
Exchange Plaza, 5th Floor,
Plot No. C/1, G Block
Bandra Kurla Complex, Bandra (East)
Mumbai - 400 051
NSE Symbol: HINDCOPPER

Dear Sir,

Sub: Disclosure under the SEBI (Listing Obligations and Disclosure Requirements), 2015

In accordance with the SEBI (Listing Obligation and Disclosure Requirements) Regulations, 2015, please find below the schedule of institutional investors meet held on July 26, 2016 at Chennai:

Sr. No.	Attendee	Type of Meeting	Date
1.	Franklin Templeton	One-on-one	July 26, 2016
2.	Sundaram Asset Management Company Limited	One-on-one	July 26, 2016

Please find below the schedule of institutional investors meet held on July 21, 2016 and July 22, 2016 at Mumbai:

Sr. No.	Attendee	Type of Meeting	Date
1.	Reliance Mutual Fund	One-on-one	July 21, 2016
2.	HDFC Mutual Fund	One-on-one	July 21, 2016
3.	Tata Mutual Fund	One-on-one	July 21, 2016
4.	Goldman Sachs Asset Management	One-on-one	July 21, 2016
5.	Birla Mutual Fund	One-on-one	July 21, 2016
6.	Birla Sunlife Insurance	One-on-one	July 21, 2016
7.	Canara Robeco Mutual Fund, State Bank of India, IDBI Mutual Fund	Group	July 21, 2016
8.	HDFC Life	One-on-one	July 22, 2016
9.	ICICI Prudential Mutual Fund	One-on-one	July 22, 2016
10.	Kotak Mutual Fund	One-on-one	July 22, 2016
11.	UTI Mutual Fund	One-on-one	July 22, 2016
12.	SBI Mutual Fund	One-on-one	July 22, 2016
13.	L&T Mutual Fund	One-on-one	July 22, 2016
14.	New India Assurance, Edelweiss Alternative Investment Fund	Group	July 22, 2016

A copy of the presentation made to the Institutional Investors has also been uploaded on the Company's website. The filing, in terms of Regulation 30 r/w Para A of Part A of Schedule III of the SEBI (Listing Obligation and Disclosure Requirements) Regulations, 2015, has been inadvertently delayed and the inconvenience is regretted. In terms of Regulation 46(2)(o) of the SEBI (Listing Obligation and Disclosure Requirements) Regulations, 2015, the schedule of meeting stated above is being simultaneously uploaded on the website of the Company, and as stated above the presentation has already been uploaded on the website of the Company.

This is for your information and records.

Regards

28/7/16.

[V V VENUGOPAL RAO]
Director (Finance)
Hindustan Copper Limited

Enclosed: As above

फोन Tel : 2283-2226 (Hunting), फैक्स Fax : (033) 2283-2478/2640
तार Cable : हिन्दताम HINDCOPPER , ई-मेल E-mail : hcl_ho@hindustancopper.com, वेब Web : www.hindustancopper.com

HINDUSTAN COPPER LIMITED

A GOVERNMENT OF INDIA ENTERPRISE



Corporate Presentation

July 20, 2016

Disclaimer

THIS PRESENTATION ("PRESENTATION") IS NOT AN OFFER TO SELL ANY SECURITIES OR A SOLICITATION TO BUY ANY SECURITIES OF HINDUSTAN COPPER LIMITED (THE "COMPANY").

The material that follows is a Presentation of general background information about the Company's activities as at the date of the Presentation. It is information given in summary form and does not purport to be complete and it cannot be guaranteed that such information is true and accurate. This Presentation does not constitute a prospectus, offering circular or offering memorandum or an offer, or a solicitation of any offer, to purchase or sell, any shares and should not be considered as a recommendation that any investor should subscribe for or purchase any of the Company's equity shares. Securities of the Company may not be offered or sold in the United States absent registration under the U.S. Securities Act of 1933, as amended, or an exemption from the registration requirements of that Act. Any public offering or sale of securities of the Company to be made in the United States will be made by means of a prospectus that may be obtained from the Company or the selling security holder and that will contain detailed information about the Company and its management, as well as financial statements.

This Presentation includes statements that are, or may be deemed to be, "forward-looking statements". These forward-looking statements can be identified by the use of forward-looking terminology, including the terms "believes", "estimates", "anticipates", "projects", "expects", "intends", "may", "will", "seeks" or "should" or, in each case, their negative or other variations or comparable terminology, or by discussions of strategy, plans, aims, objectives, goals, future events or intentions. These forward-looking statements include all matters that are not historical facts. They appear in a number of places throughout this Presentation and include statements regarding the Company's intentions, beliefs or current expectations concerning, amongst other things, its results or operations, financial condition, liquidity, prospects, growth, strategies and the industry in which the Company operates. By their nature, forward-looking statements involve risks and uncertainties because they relate to events and depend on circumstances that may or may not occur in the future. Forward-looking statements are not guarantees of future performance including those relating to general business plans and strategy of the Company, its future outlook and growth prospects, and future developments in its businesses and its competitive and regulatory environment. No representation, warranty or undertaking, express or implied, is made or assurance given that such statements, views, projections or forecasts, if any, are correct or that the objectives of the Company will be achieved. The Company's actual results of operations, financial condition and liquidity, and the development of the business sector in which the Company operates, may differ materially from those suggested by the forward-looking statements contained in this Presentation. In addition, even if the Company's results of operations, financial condition and liquidity, and the development of the industry in which the Company operates, are consistent with the forward-looking statements contained in this Presentation, those results or developments may not be indicative of results or developments in subsequent periods.

The Company, as such, makes no representation or warranty, express or implied, as to, and does not accept any responsibility or liability with respect to, the fairness, accuracy, completeness or correctness of any information or opinions contained herein. The information contained in this Presentation, unless otherwise specified is only current as of the date of this Presentation. The Company assumes no responsibility to publicly amend, modify or revise any forward looking statements, on the basis of any subsequent development, information or events, or otherwise. This presentation has been prepared based on the information available in the public domain and internal management information and estimates. The information contained herein is subject to change without notice. Past performance is not indicative of future results.

This document has not been and will not be reviewed or approved by a regulatory authority in India or by any stock exchange in India.

This presentation refers to the Joint Ore Reserves Committee (JORC) Equivalent Mineral resource and Ore Reserve Statement prepared by IMC SRG Consulting (Pvt.) Limited dated September 11, 2010. As this statement has been issued in 2010, the information contained in such statement is subject to risks including changes in capacity reserves, changes in expected expansion cost, risks related to delays in expansion, obtaining and maintaining mining leases at the mining site, obtaining environmental clearances and requisite government approvals.

Company Overview

The Copper Miner to The Nation

Long Standing Presence	▪ A 'Mini Ratna' Company ▪ Around 5 decades of experience in mining copper ▪ Government of India (GoI) shareholding of 89.95 % ▪ Named the industry leader (base metals) at the 2016 PLATTS Global Metals Awards [1]
Vertically Integrated Operations	▪ The only integrated producer of refined copper in India ▪ Major activities include mining, ore beneficiation, smelting/ secondary smelting, refining and casting of refined copper metal into downstream products
Sole Copper Ore Producer in India	▪ The only company in India engaged in mining of copper ore ▪ Owns all the operating mining lease of copper ore ▪ Proven experience and expertise in developing and operating copper mines
Access to Substantial Reserves	▪ Has access to over 2/3rd of India's copper ore reserves ▪ Reserves: 411.53 mn tonnes [2] ▪ Resources: 623.31 mn tonnes [3]
Clear Roadmap for Expansion	▪ Plans to increase capacity from 3.4 mn tonnes to 12.4 mn tonnes [4] ▪ Through expansion, re-opening of closed mines and exploration
Robust Financial Performance	▪ Market Capitalization – Rs. 57,456 mn [5] ▪ FY 16 Revenue – Rs. 10,175 mn [6] , FY 16 EBITDA – Rs. 1,672 mn [6]

Notes:
1. Platts 2016 global metal awards; https://gma.platts.com
2. Proved + Probable, as per Joint Ore Reserves Committee Equivalent Mineral Resource And Ore Reserve Statement prepared by IMC SRG Consulting (Pvt.) Limited dated September 11, 2010
3. Measured + Indicated, as per Joint Ore Reserves Committee Equivalent Mineral Resource And Ore Reserve Statement prepared by IMC SRG Consulting (Pvt.) Limited. dated September 11, 2010
4. Based on Management estimates. Please note that these estimates are subject to risks including changes in expected capacity, changes in expected expansion cost , risks relating to delays in expansion, obtaining and maintaining mining leases at the mining sites, obtaining environmental clearances and requisite government approvals
5. BSE as of July 19, 2016
6. Based on stock exchange filings for FY ended March 31, 2016

Operating units

Khetri Copper Complex (KCC)[1]

State	Rajasthan
Inception	1967
Facility	Mining (underground), Beneficiation, Smelting & Refining
Product	Copper Concentrate & cathode
Capacity	Ore -1.0 mn tonnes p.a. Cathode - 31,000 tonnes p.a.

Indian Copper Complex (ICC)

State	Jharkhand
Inception	1924, Nationalized in 1972
Facility	Mining, Beneficiation Smelting & Refining
Product	Copper concentrate & cathode
Capacity	Ore -0.4 mn tonnes p.a. Cathode - 18,500 tonnes p.a.

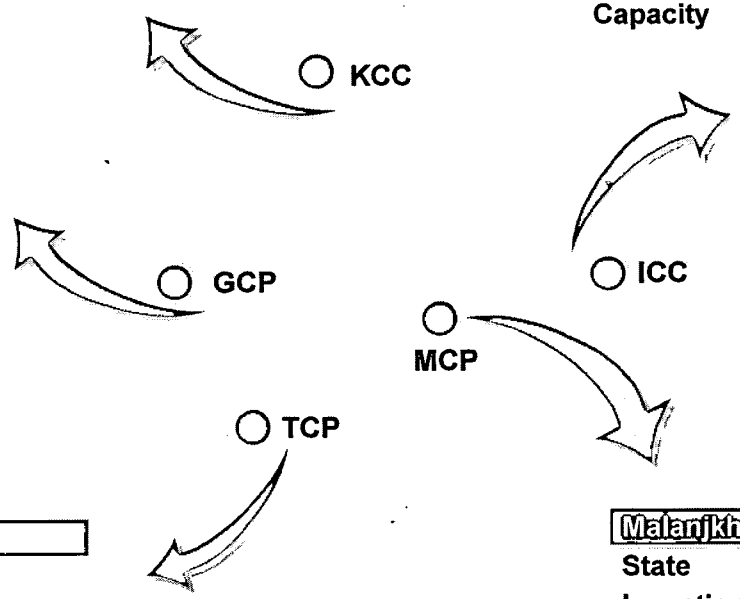

Gujarat Copper Project (GCP)

State	Gujarat
Acquisition	2015
Facility	Copper smelting & Refining
Product	Copper cathode
Capacity	Cathode – 50,000 tonnes p.a.

Taloja Copper Project (TCP)

State	Maharashtra
Inception	1988
Facility	Continuous casting
Product	Copper wire rod
Capacity	60,000 tonnes p.a.

Malanjkhand Copper Project (MCP)

State	Madhya Pradesh
Inception	1982
Facility	Mining (opencast), Beneficiation
Product	Copper Concentrate
Capacity	Ore -2.0 mn tonnes p.a.

Notes:
1. Mines are operational, only Smelter and Refinery not in operation since Dec 2008, on account of economic consideration
2. Map not to scale and is presented only to provide an indication of approximate locations of our mining complexes

Evolution and Share Holding Structure

Evolution of Hindustan Copper

1967

Hindustan Copper was setup in 1967 with 100 % Government of India ownership and assets at Khetri, Rajasthan transferred to Hindustan Copper from NMDC Limited

1972

Government of India nationalized Indian Copper Corporation Limited, Ghatsila, Jharkhand and merged with Hindustan Copper

1982

India's largest mechanized hard rock open pit copper mine was developed at Malanjkhand (MP)

1988

Wire rod copper plant at Taloja was commissioned

2008

Government of India granted Hindustan Copper status of "Miniratna category –I"

2015

Acquired the secured assets of Jhagadia Copper Limited, now renamed Gujarat Copper Project

Source: Company website and annual reports

Listed on BSE and NSE

Number of Shares: 925.2 mn

Share Price (52Wk High/Low):
Rs. 68. 80[1] (14/07/2016) / Rs. 42.30[1] (19/02/2016)

Market Cap: Rs. . 57,456 mn [1]

Shareholding Pattern [2]

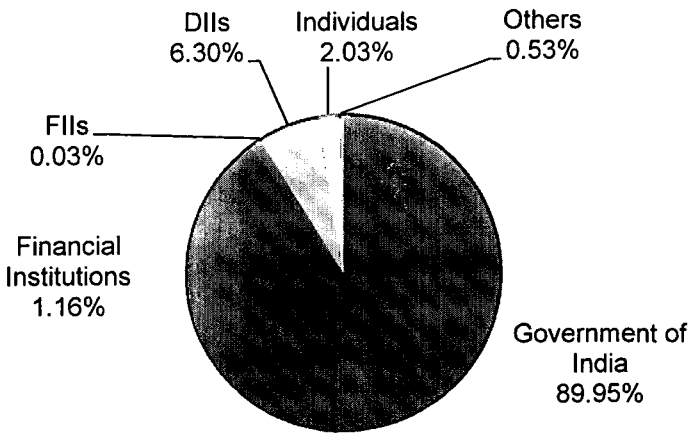

Notes:
1. BSE as of July 19, 2016
2. Shareholding position as on June 30, 2016

Key Highlights

1. **Significant Growth Potential in Copper Consumption in India**
2. Vertically Integrated Operations
3. Only Operating Producer of Copper Ore in India
4. Access to Substantial Copper Ore Reserves in India
5. Clear Roadmap for Expansion
6. Robust Financial Performance

1a Global Copper Production and Usage Highlights

World Refined Copper Usage

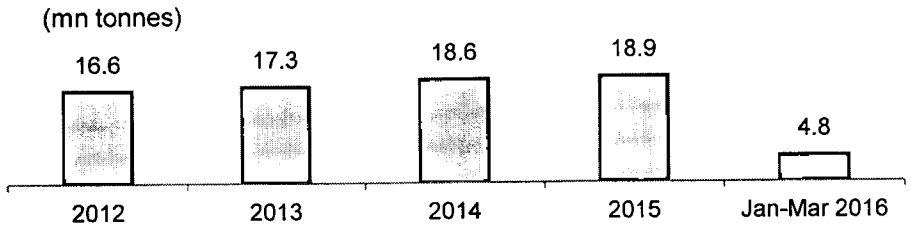

- Copper usage increased by ~7% in Jan-Mar 2016 compared to the same period in 2015
- Mainly due to higher Chinese imports (demand increased by 17%)
- Excluding China, world usage declined by 1.5%

Region wise change in usage

Europe	+ 4%	**Africa**	- 17%
Asia	+ 11%	**Americas**	- 4%

Excluding China, Asia: - 4%

World Refined Copper Production

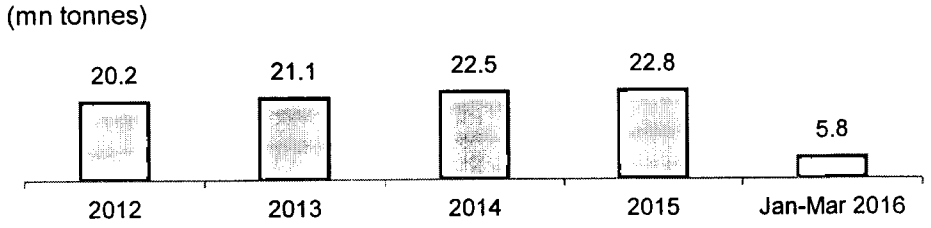

- Copper production Increased by ~5% in Jan-Mar 2016 compared to the same period in 2015
- Main contributor to growth was China; increase in production by 10%; China's import during the same period increased by 40%

Region wise change in production

Europe	- 3%	**Africa**	- 16%
Asia	+ 8%	**Americas**	+ 9%

World Copper Mine Production (in metal terms)

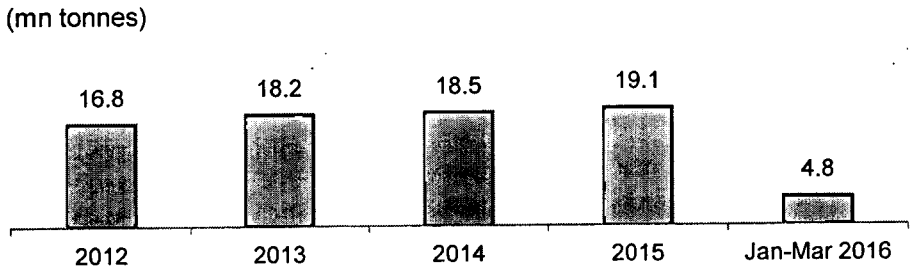

- Copper Mine production increased by ~4.5% in Jan-Mar 2016 compared to the same period in 2015

Main contributors to increase in mine production

- 51% rise in Peruvian output, that is benefitting from new and expanded capacity brought on stream in last 2 years
- Recovery in production levels of Indonesia and US
- Ramp-up in production in Mongolia

Region wise change in production

Europe	~ 0%	**Africa**	- 4%
Asia	+ 5%	**Americas**	+ 7.5%

Source: International Copper Study Group (ICSG) press release, June 2016

1b Significant Growth Potential in Copper Consumption

India's Per Capita Copper Consumption currently low – Expected to increase to 3 kg by 2025

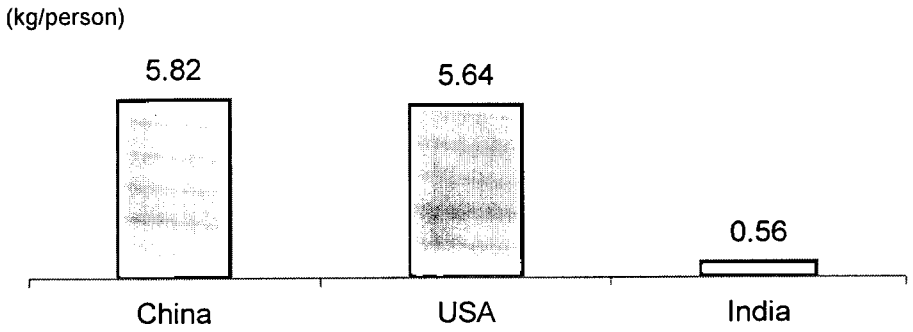

Source: Ministry of Mines, Annual Report 2015-16

Domestic Copper Consumption to Increase

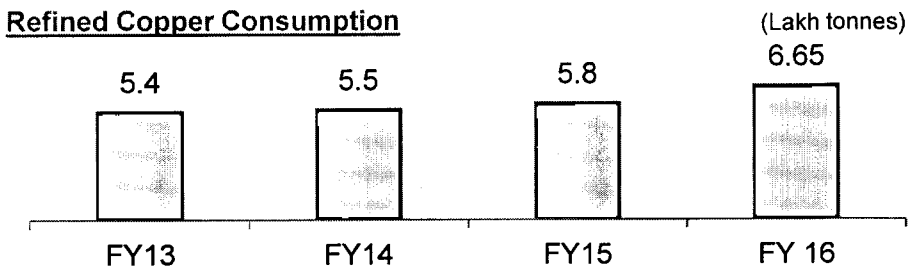

Copper consumption growth rate is likely to increase around 6% to 7% due to improvement in growth rate of manufacturing, housing & infrastructure and Power sectors

Source: Ministry of Mines Annual Report 2015-16

Refined Copper Consumption



India's copper consumption is concentrated in Electrical industry in contrast with the rest of the world which is concentrated in Building and Construction

Source: Ministry of Mines, http://mines.nic.in/

Government initiatives will further Increase Growth of the Copper Consuming Industries

- Total projected outlay for infrastructure in FY17: Rs. 2,212 bn [1]
- "Make in India" is expected to drive manufacturing growth
- Power and construction sectors to witness strong growth
  - Electricity generation estimated to increase by 6.4% in FY17 [2]
  - 100 Smart Cities and 500 AMRUT Cities likely to invite investments of Rs. 2 tn in the next five years [3]

Source:
1. Union Budget 2016 -17, http://unionbudget.nic.in
2. Ministry of power , http://powermin.nic.in/
3. Make in India, http://makeinindia.com/

1c Significant Gap in Domestic Copper Ore Mining and Consumption by Custom Smelters in India

- Significant mismatch between India's processing requirement and copper mining capacity
- Approximately 100 mn tonnes of copper ore (assuming a copper content of 1%) is required to produce 1 mn tonne of refined copper
- The copper ore production in India for 2014-15 was 3.5 mn tonnes, meeting only ~4% of the country's demand [1]. The current mining capacity is entirely catered to by HCL
- Custom smelters are relying on imported copper concentrate to feed their plants

Hindustan Copper Advantage

- Mining is the maximum value creator in the value chain of copper
- HCL has identified mining as its core focus area
- Significant capacity addition have been envisaged in Mining – expansion from 3.4Mtpa to 12.4 Mtpa [2]
- Significant potential for copper concentrate consumption in the country. Currently the requirements are met through Imports by custom smelters
- HCL has added 50,000 tonnes of smelting and refining capacity by acquiring the assets of Jhagadia Copper Limited

1. Company annual report 2014-15
2. Please refer Slide 18 for details

India's Refined Copper Capacity vs. Copper Mining Capacity (as of FY16)

('000 tonnes)

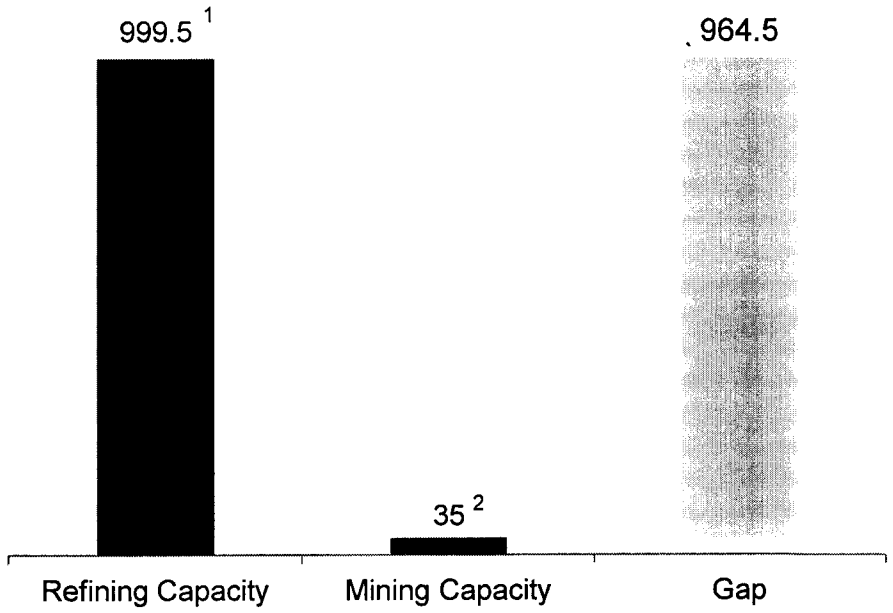

Notes

1. Refining capacity break-up ('000 tonnes)
   i. Hindalco: 500
   ii. Vedanta: 400
   iii. HCL : 99.5
2. Indicates the amount of refined copper that can be extracted from the current copper ore production in India

Source: Ministry of Mines Annual Report 2015-16

2a Vertically Integrated Operations

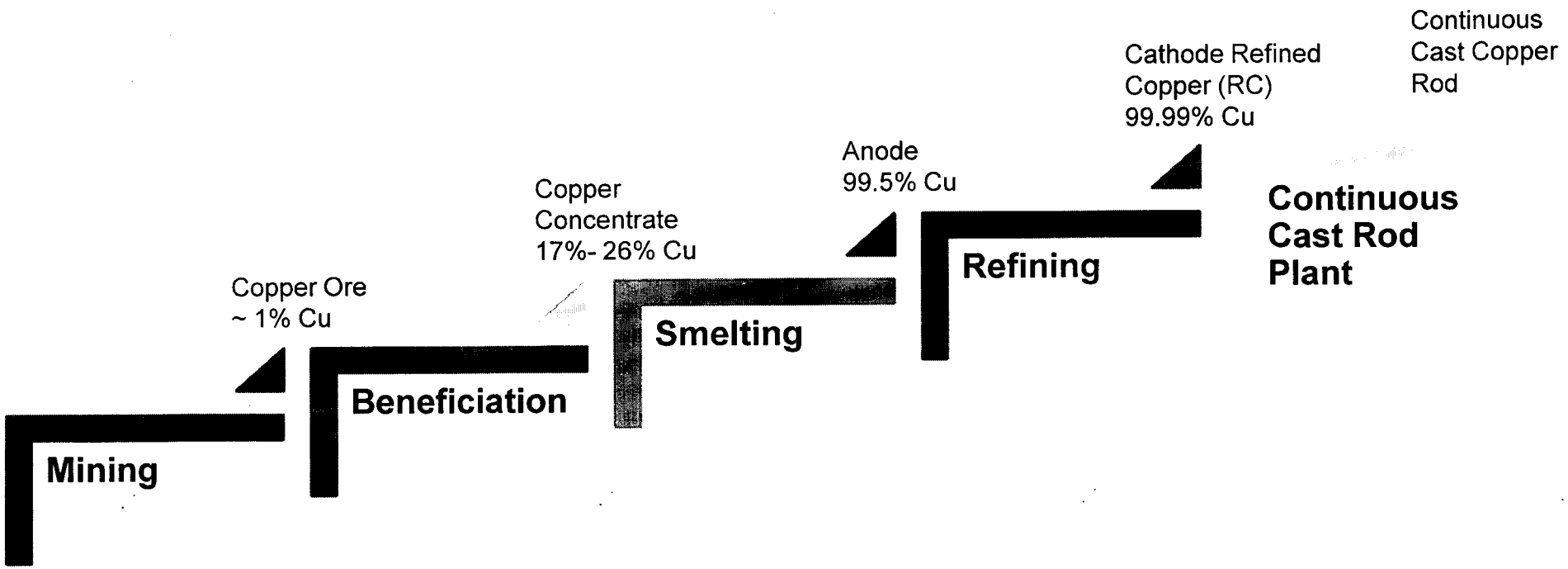

2c Products

- **Copper Concentrate**
  Grade 17-26%

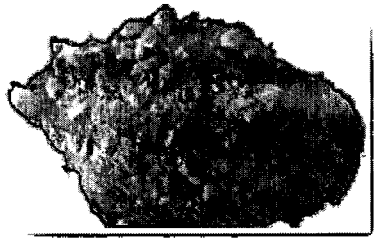

- **Applications**
  Smelting and Refined Copper

- **Copper Cathode**
  Purity: 99.99% - equivalent to LME
  Grade – "A" specification

- **Applications**
  Alloys, foils, CC Wire Rods

- **Continuous Cast Copper Rod**
  Diameter(mm): 8, 11, 12.5, 16, 19.6
  (+/- 0.50 mm)



- **Applications**
  Winding wires, strips

- **By Products**
  - Anode Slime containing precious metals
  - Sulphuric Acid
  - Copper Sulphate



- **Applications**
  Anode Slime – production of gold and silver

2b Refining and Smelting Facilities

Facilities Overview

Facility	Location	Principal Activities	Products	Operating Capacity ('000 tonnes)
ICC Smelter	ICC	Copper smelting	Copper anodes	20.5
ICC Refinery	ICC	Copper refinery producing LME grade Copper Cathode from Anode	Copper cathodes	18.5
TCP Extrusion Plant	TCP	Production of continuous cast rods from copper cathode	Continuous cast rods	60.0
KCC Smelter & Refinery [1]	KCC	Copper smelting & Refining	Copper cathodes	31.0
GCP Smelter & Refinery	GCP	Copper smelting & Refining	Copper cathodes	50.0

1. Not in operation since Dec 2008, on account of economic consideration

Sales Overview

Metal in Concentrate
(tonnes)

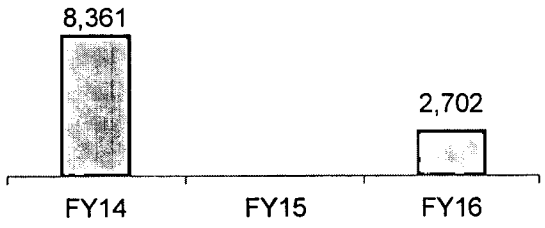

Copper Cathode
(tonnes)



Continuous Cast Copper Rod
(tonnes)

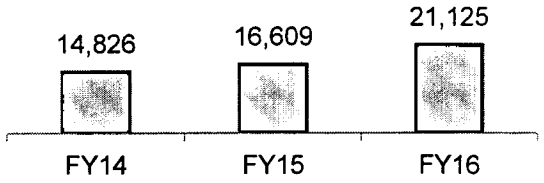

Production Overview

Ore
('000 tonnes)

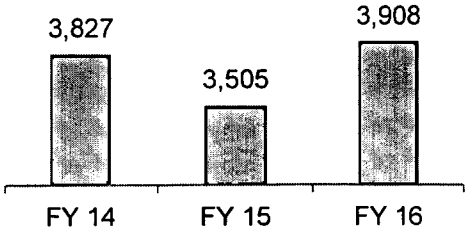

Metal in Concentrate
(tonnes)

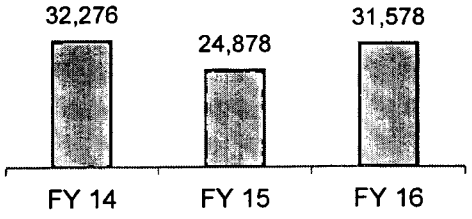

Copper Cathode
(tonnes)

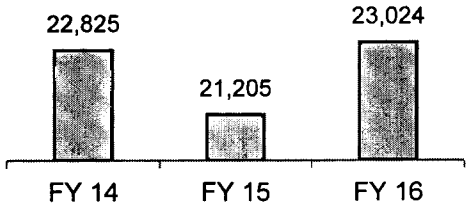

Continuous Cast Copper Rod
(tonnes)

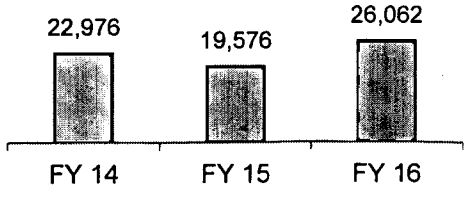

3 Only Operating Copper Ore Producer in

Experience and expertise in developing and operating Copper Mines

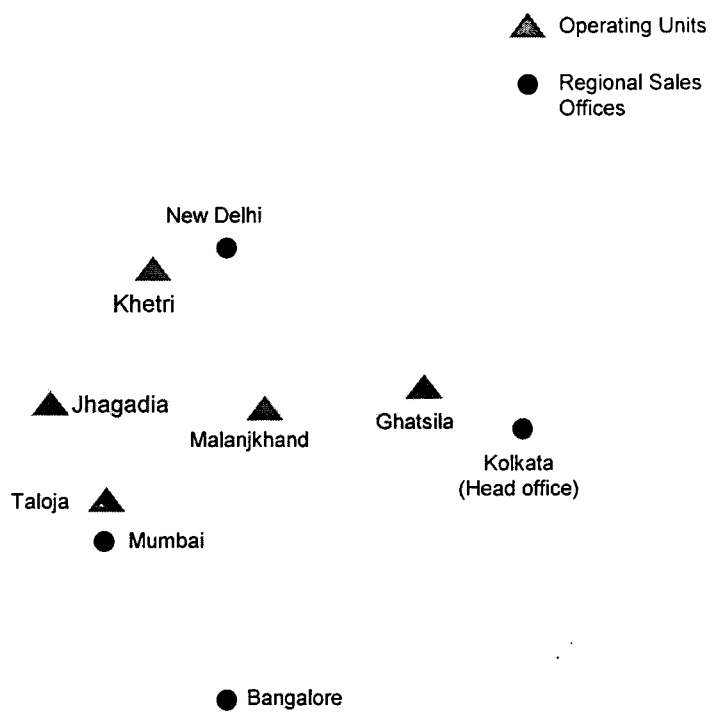

- HCL has significant Mining Resources with high grade of copper in Ore

Note:
1. Map not to scale and is presented only to provide an indication of approximate locations of our mining complexes

Copper Reserves and Resources as on April 1, 2010 as per JORC [3]

Mines	Reserves [1] (mn Tonnes)	Average Grade (% Cu)	Resources [2] (mn Tonnes)	Average Grade (% Cu)
MCP				
Malanjkhand	245.66	0.95	331.59	0.97
ICC				
Surda phase I	4.81	1.05	23.49	1.22
Surda phase II	9.85	1.27	17.99	1.02
Rakha phase I	3.36	1.14	6.42	1.15
Rakha phase II	30.63	1.18	41.03	0.93
Kendadih	9.27	1.4	17.84	1.25
Sideshwar	7.68	2.19	13.73	1.45
Chapri	41.6	1.15	49.84	1.04
Tamapahar	14.42	1.08	26.46	0.87
Total ICC	**121.61**	**1.24**	**196.85**	**1.07**
KCC				
Khetri	10.51	0.91	32.47	1.13
Kolihan	13.47	1.03	19.45	1.32
Banwas	20.27	1.32	24.77	1.69
Chandmari intermediate	0	0	12.11	1.02
Chandmari	0	0	6.07	1.03
Total KCC	**44.25**	**1.13**	**94.87**	**1.30**
Total	**411.53**	**1.05**	**623.31**	**1.05**

Operating Mines

Note:
1. Proved + Probable
2. Measured + Indicated
3. Joint Ore Reserves Committee of the Australasian Institute of Mining and Metallurgy, Australian Institute of Geoscientists and the Minerals Council of Australia.

Source: JORC Equivalent Mineral Resource And Ore Reserve Statement prepared by IMC SRG Consulting (Pvt.) Limited. dated September 11, 2010

4 Access to Substantial Copper Ore Reserves

HCL has access to over 2/3rd of India's copper ore reserves

Reserves
(mn tonnes)

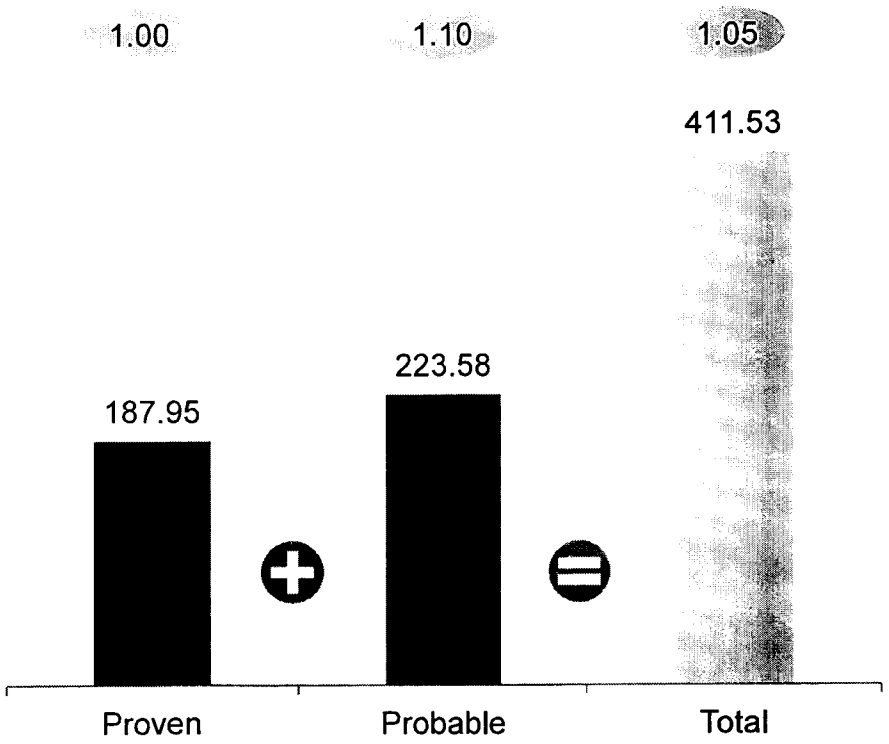

Average Grade

Resources
(mn tonnes)

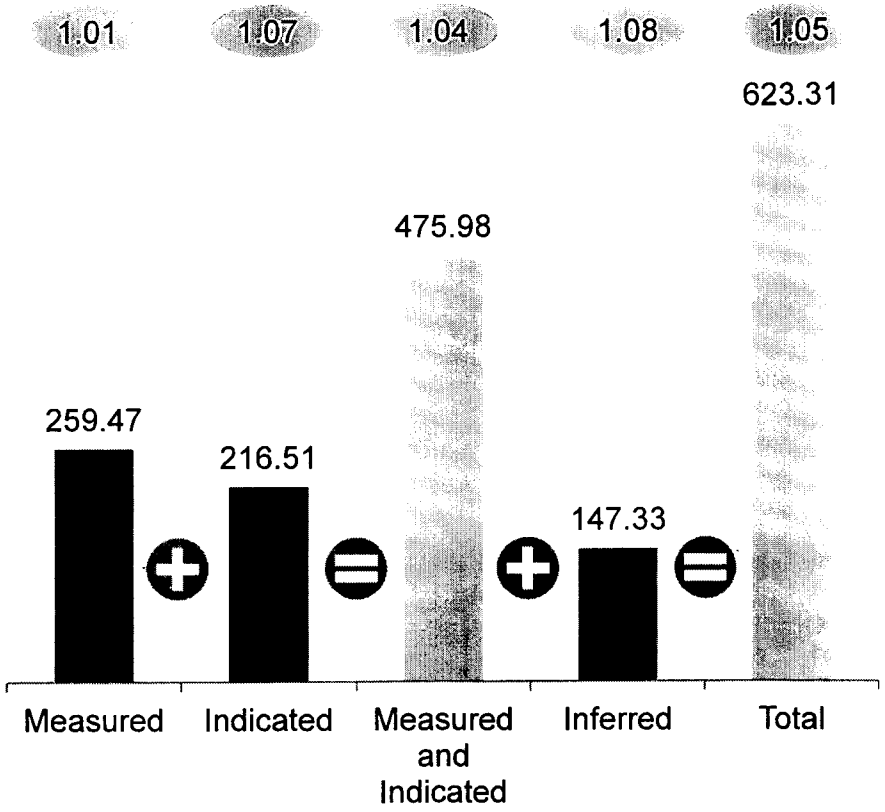

Source: JORC Equivalent Mineral Resource and Ore Resource Statement prepared by IMC-SRG Consulting (Pvt.) Limited. Dated September 11, 2010

5a Expansion Strategy: Thrust Areas

Thrust on Mining & Exploration

1 Expansion of Existing Mines

- ✓ Malanjkhand (Madhya Pradesh)
- ✓ Khetri & Kolihan (Rajasthan)
- ✓ Surda (Jharkhand)

2 Re – Opening of Closed Mines

- ✓ Rakha (Jharkhand)
- ✓ Kendadih (Jharkhand)

3 New Mines & Green Field Exploration

- ✓ **Awarded RP:** Balaghat (Madhya Pradesh)
- ✓ **New Mines:** Banwas and Chapri Sidheswar (Applied for area reservation)

4 Smelter Capacity Enhancement

- ✓ New Smelter Plant based on Hydro-Metallurgy Technology

5 Sustainable Development

- ✓ Utilization of tails & waste rocks

6 Niche Product Segment

- ✓ Manufacturing value added products

5b Estimated Production Capacity

	(MTPA)	Existing Capacity	Expected Capacity	Expected Expansion Cost including Concentrator plant (Rs. Mn)
Expansion of Existing Mines	Malanjkhand	2.0	5.2	18,560
	Khetri and Kolihan	1.0	2.5	4,410
	Surda	0.4	0.9	2,190
	Total	**3.4**	**8.6**	**25,160**

	(MTPA)	Existing Capacity	Expected Capacity	Expected Expansion Cost including Concentrator plant (Rs. Mn)
Reopening of Closed Mines	Kendadih	-	0.21	940
	Rakha	-	1.5	3,150
	Total	**-**	**1.7**	**4,090**

	(MTPA)	Existing Capacity	Expected Capacity	Expected Expansion Cost including Concentrator plant (Rs. Mn)
Establishing New Mines	Banwas	-	0.6	920
	Chapri-Sidheshwar	-	1.5	4,170
	Total	**-**	**2.1**	**5,090**

Source: Costs stated are at the time of award / Based on Management estimates. Please note that these estimates are subject to risks including changes in expected capacity, changes in expected expansion cost , risks relating to delays in expansion, obtaining and maintaining mining leases at the mining sites, obtaining environmental clearances and requisite government approvals

5c Current Status of Mine Construction and Development

	Investment Approval	Invite RFQ	Issuance of RFP	Finalization of Contract / LoI Issued	Mine Construction	Scheduled Completion
MCP	Investment approvals in place	Completed	Completed	Completed	Started in 2015	2019
Khetri	Investment approvals in place	Completed	Completed	Completed	Work-in-progress	2020
Surda	Investment approvals in place	Completed	Completed	Completed	Work-in-Progress	2020
Kendadih	Investment approvals in place	Completed	Completed	Completed	Stage-II FC awaited	2018
Rakha	Investment approvals in place	Plan to be completed by March 2017			Stage-II FC awaited	Will be implemented through MDO route
Banwas	Investment approvals in place	Completed	Completed	Completed	Work-in-Progress	Incidental ore being received
Chapri-Sideshwar	Investment approvals in place	Plan to be completed by March 2017			Stage-II FC awaited	Will be implemented through MDO route

5d Exploration for New Deposits

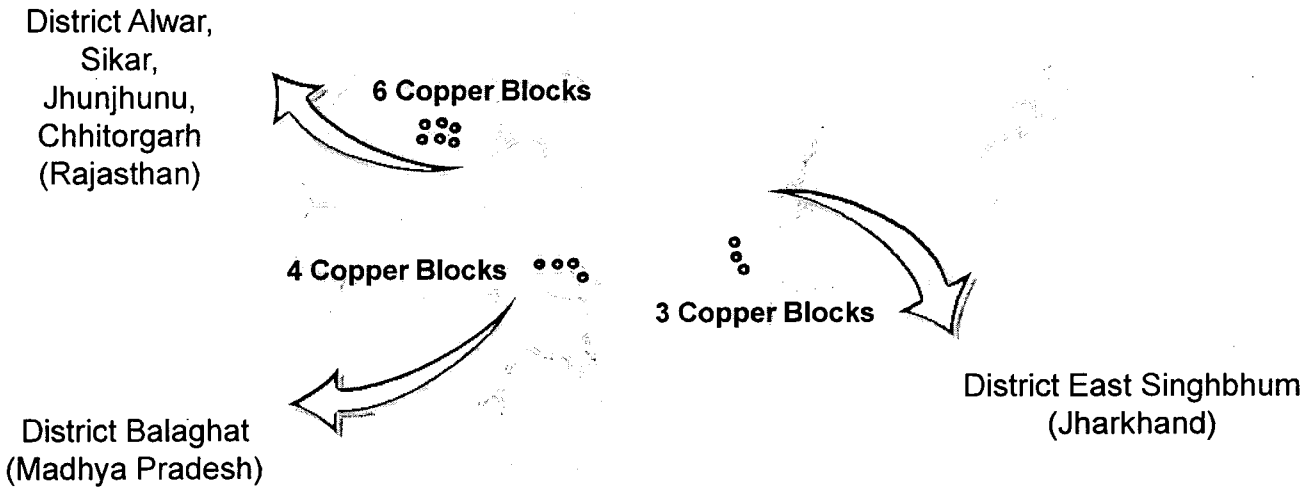

Application Submitted for Reservation of area for Conservation of Copper Mineral under Rule 17(A) of Mines and Minerals (Development and Regulation) Act, 1957

Notes:
1 Awarded RP in 580.73 sq km in the district of Balaghat in MP
2 Map not to scale and is presented only to provide an indication of approximate locations of our mining complexes

5e Setting up New Projects

Project	Project Cost (INR mn)	Status
Extraction of Nickel as a by product at Indian Copper Complex (ICC)	200	▫ Contract awarded ▫ Copper and Acid extraction part of the plant commissioned ▫ Nickel separation part of the plant commissioning expected to be completed by end of July 2016
Extraction of Minerals from Copper ore tails	Under estimation	▫ Technology identified to extract copper, precious minerals, media grade magnetite, sand grade silica, micro nutrient, etc. ▫ Pilot plant commissioned in April 2016 at Khetri. ▫ Feasibility study underway
JV with CMDC for exploration & exploitation of copper in Chhattisgarh State.	100.0	▫ Board has approved the JV Agreement in May 2016 ▫ JV Agreement is proposed to be signed in Aug 2016

6a Key Financials

London Metal Exchange (LME) Copper Prices

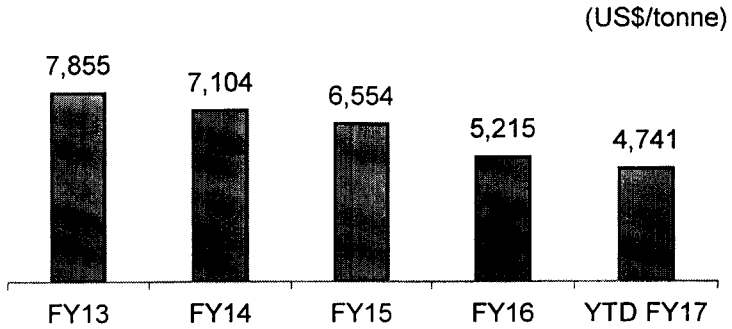

	FY13	FY14	FY15	FY16	YTD FY17
Avg. USD/Rs.	54.75	60.90	61.57	65.90	67.08

Source: Bloomberg

USD INR Rates

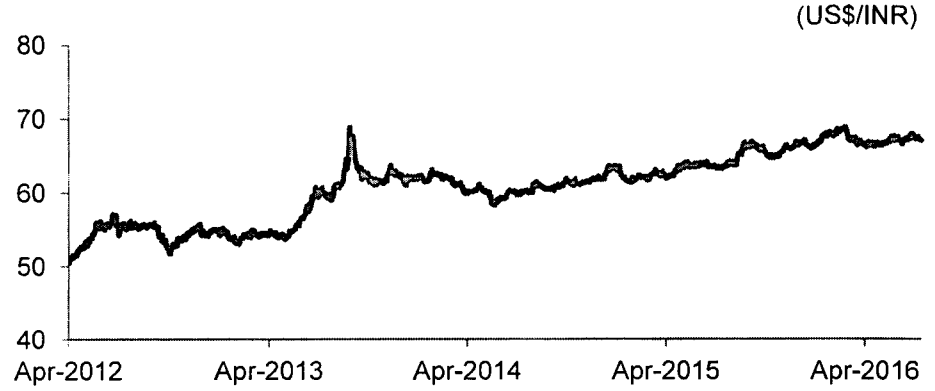

Revenue

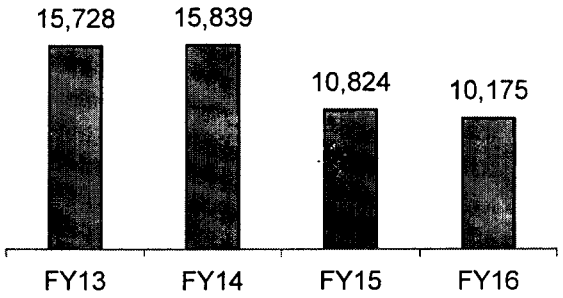

Note:
1 Revenue includes other income

EBITDA

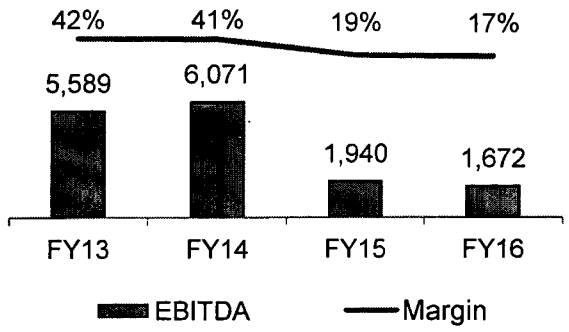

Note:
1 EBITDA includes other income
2 EBITDA margin = EBITDA (including other income) / Revenues (including other income)

Net Income

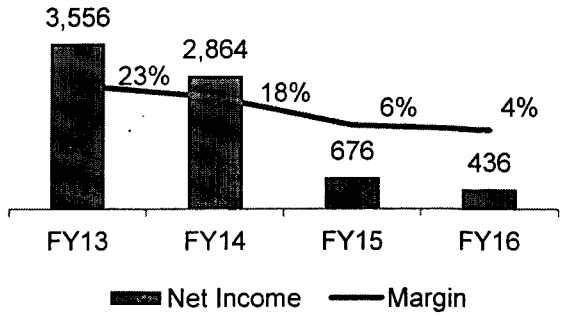

Note:
1 Net Income margin = Net Income / Revenues (including other income)

Source: Financial data for FY13, FY14 & FY15 -Annual Reports, Financial Data for FY16 -Stock Exchange filings

6b Key Financials

Net Worth

(Rs. mn)

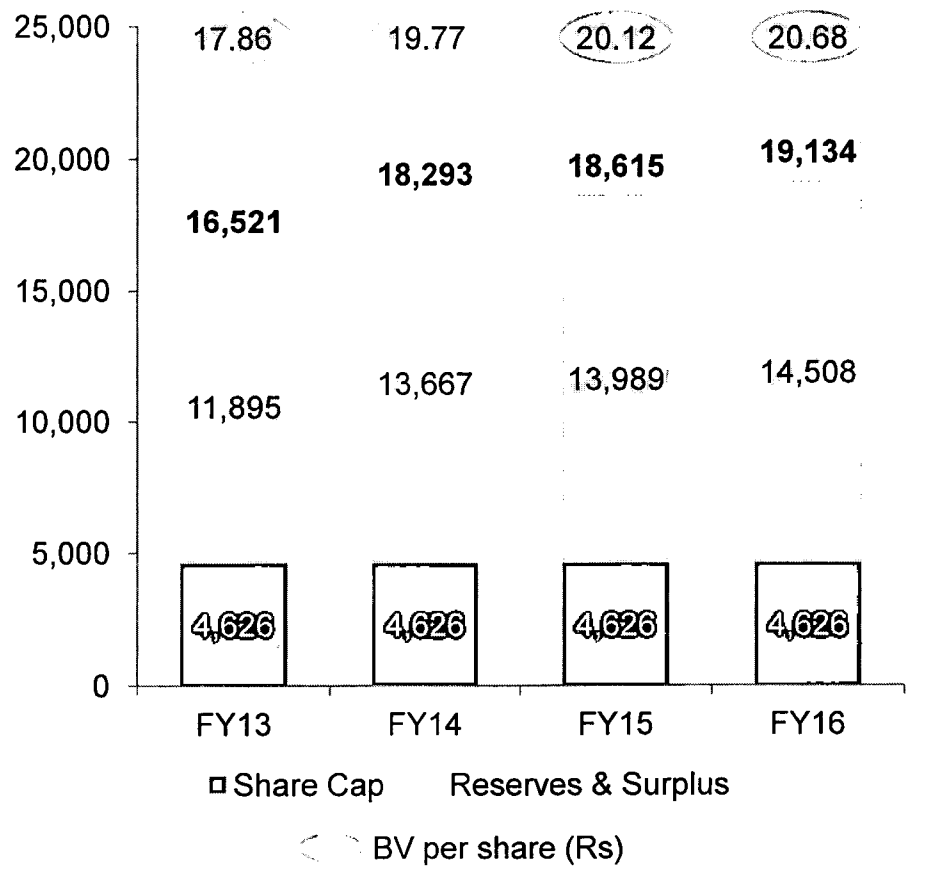

Figures above the bar indicate Net Worth

Net Cash

(Rs. mn)

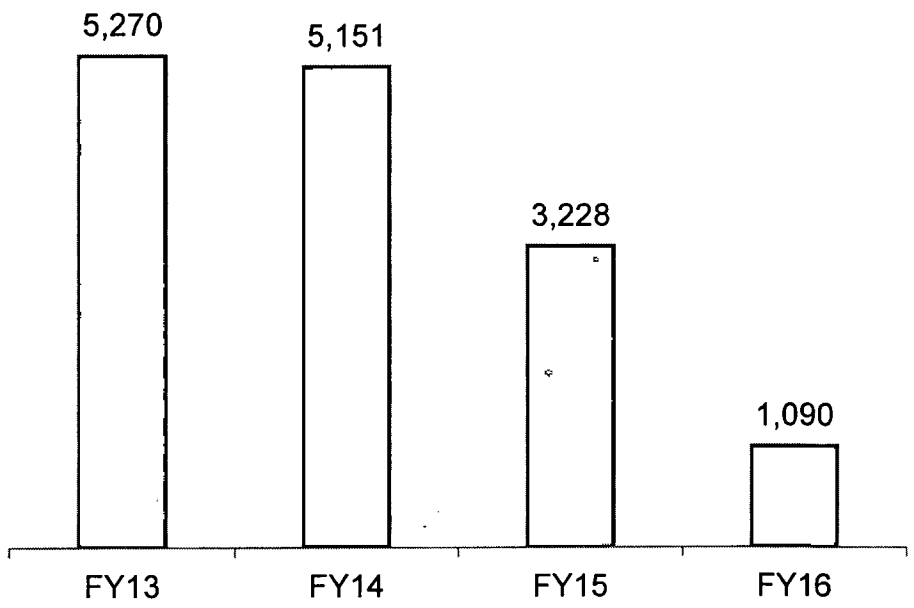

Note:
1 Net cash calculated as cash and cash equivalents + current investments + non-current investments – total debt of Rs. 2072 mn, as on date

Source: Financial data for FY13, FY14 & FY15 -Annual Reports, Financial Data for FY16 -Stock Exchange filings

Appendix

Experienced Management Team

Shri K. D. Diwan
Chairman-cum-Managing Director

- Holds a Bachelor's degree in Electrical Engineering from the National Institute of Technology, Raipur; also holds a Bachelor's degree in Law from Ravishankar University, Raipur; a Post Graduate Diploma in Materials Management from the Indian Institute of Material Management, Mumbai and a Post Graduate diploma in Financial and Accounts Management from Ravishankar University, Raipur
- Has 31 years of experience in Operations, Material Management, Marketing and Finance, having previously worked in Bharat Refractories Limited as the Head (Marketing and Services). Prior to becoming the Chairman-cum-Managing Director of Hindustan Copper Limited, he was the Director (Operations) of the Company
- Awarded the Global HR Excellence Award under the Individual Category of — CEO with HR Orientation



Shri Anupan Anand
Director (Personnel)

- Holds a Masters' degree in Physics from Banaras Hindu University, a Masters' degree in Public Administration from Punjab University, a diploma in Social Work (DSW) from Calcutta University and has passed the Bihar Factory Welfare Officers' Examination conducted by Department of Labour, Government of Bihar
- Has extensive experience in all facets of Human Resources including Human Resource Management, Human Resource Development, Administration and Industrial Relations
- Prior to joining Hindustan Copper Limited, worked for around 24 years in Steel Authority of India (SAIL) & as GM(HR) in MTNL

Shri V V Venugopal Rao
Director (Finance)

- Holds a Masters' degree in Ecology & Environment, a Bachelor's degree in Commerce from Andhra University and is a Chartered Accountant
- Prior to joining HCL, he was Director (Finance) in Braithwaite & Co. Limited. (a PSU under the Ministry of Railways
- He has also worked in various capacities in Steel Authority of India Limited (SAIL) including as Assistant General Manager in MD's Technical Secretariat of SAIL, Bhilai Steel Plant,.



Shri Sanjay Kumar Bhattacharya
Director (Mining)

- Holds a Bachelor's degree in Mining from National Institute of Technology, Raipur and a MBA in International Business. He is a qualified Mining Person under Mines Act, 1952, possessing first class Mines Manager Certificate of Competency to manage Open Cast Metalliferous Mines
- He has 35 years of varied and diversified work experience in Copper mining (16 years at HCL), Iron Ore Mining (11 years at NMDC), Bauxite Mining (3 years at BALCO) and in construction activities for infrastructure developments like State Highways, Mining of Rock-Phosphate & Bauxite Minerals for State Govt. and State Mining PSUs through private participation (5 Years). Prior to joining the Board, Shri Bhattacharya was General Manager (Mines) at Malanjkhand Copper Project of the Company.

Shri Santosh Sharma
Director (Operations)

- Holds a Bachelor's degree in Electrical Engineering, a LLB from Ravishankar University, Raipur and a MBA in Marketing from Sikkim Manipal University. He is also a member of Indian Institute of Metals and Indian Institute of Welding
- He joined the Company as General Manager (Operations) and thereafter, he became Executive Director (Operations) and also assumed charge as Unit Head of Gujarat Copper Project, a unit of the Company , in June, 2015
- Prior to joining Hindustan Copper Limited, he was DGM (Projects) in Bhilai Steel Plant. There he was conferred with Jawahar Award for outstanding performance for preparation of plan for installation of Solar Power Units. He had also spearheaded the execution and monitoring of a mega project of construction of Blast Furnace-8 in Bhilai Steel Plant

Malanjkhand Copper Project (MCP)

Dist: Balaghat, Madhya Pradesh

Reserves

(mn tonnes)

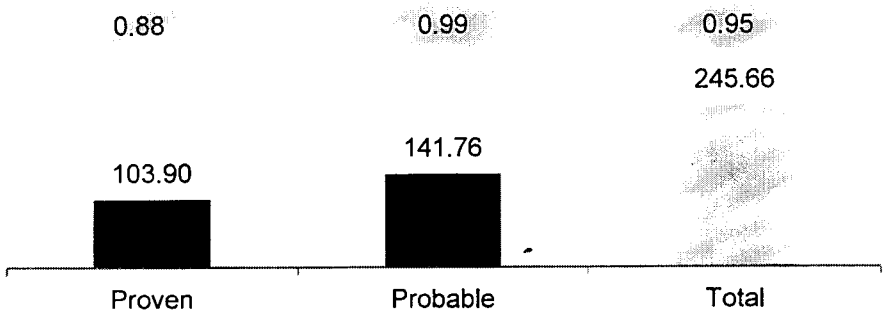

Resources

(mn tonnes)

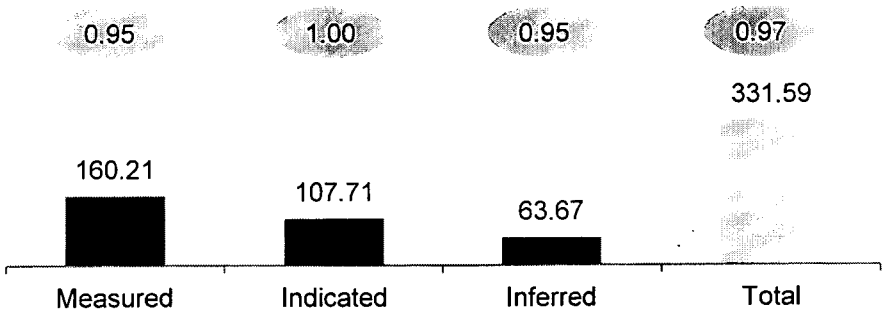

Average Grade

Expansion Plans

- From existing 2.0 mtpa to 5.2 mtpa

Mining Lease

	Area (sq. km.)	Expiry
MCP	4.7990	31/03/2020 [1]

Note: [1] Shall be extended as per Mineral (Mining by Government Company) Rules 2015

Copper Ore Production

('000 tonnes)



Metal - in- Concentrate Production

('000 tonnes)

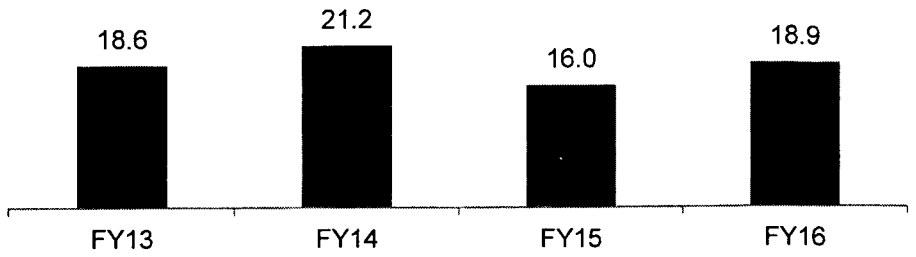

Source: JORC Equivalent Mineral Resource and Ore Resource Statement prepared by IMC-SRG Consulting (Pvt.) Limited. Dated September 11, 2010

Indian Copper Complex (ICC)

Dist: Singhbhum, Jharkhand

Reserves

(mn tonnes)

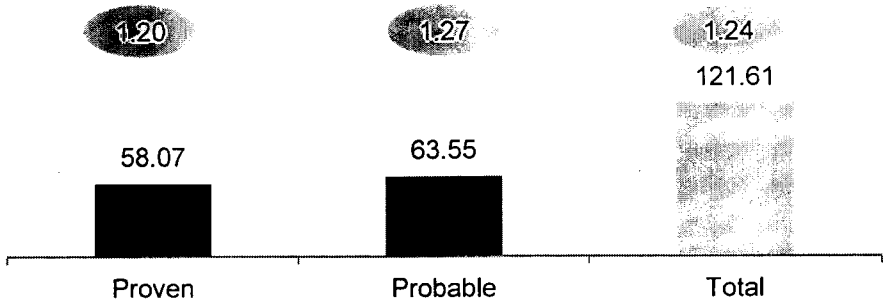

Resources

(mn tonnes)

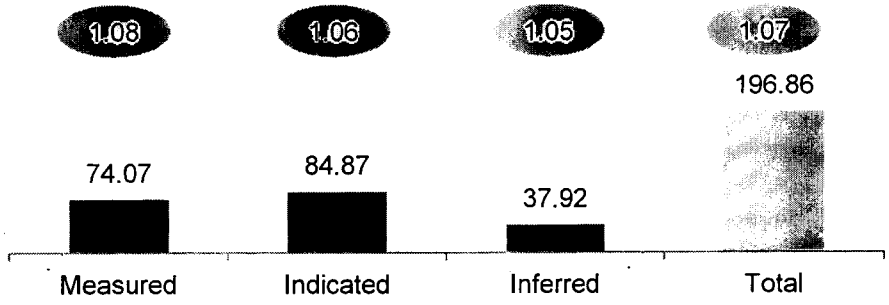

Average Grade

Expansion Plans

- Increasing Surda Mines capacity from 0.4 Mtpa to 0.9 Mtpa,
- Reopening of Closed Mines 1.71 Mtpa and establishing new Mines 1.5 Mtpa

Mining Lease

	Area (sq. km.)	Expiry
ICC Group of Mines	23.13371	31/03/2020 [1]

Note: [1] Shall be extended as per Mineral (Mining by Government Company) Rules 2015

Copper Ore Production

('000 tonnes)

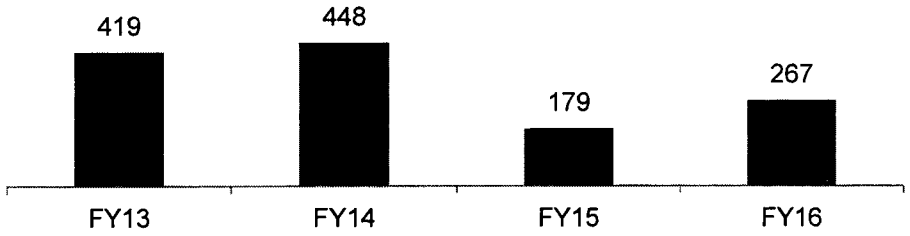

Metal - in- Concentrate Production

('000 tonnes)

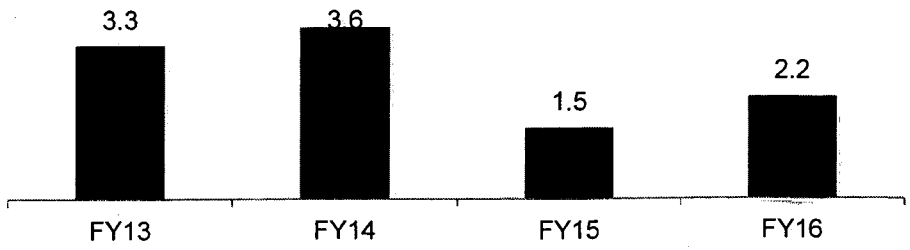

Source: JORC Equivalent Mineral Resource and Ore Resource Statement prepared by IMC-SRC Consulting (Pvt) Limited. Dated September 11, 2010

Khetri Copper Complex (KCC)

Dist: Jhunjunu, Rajasthan

Reserves

(mn tonnes)

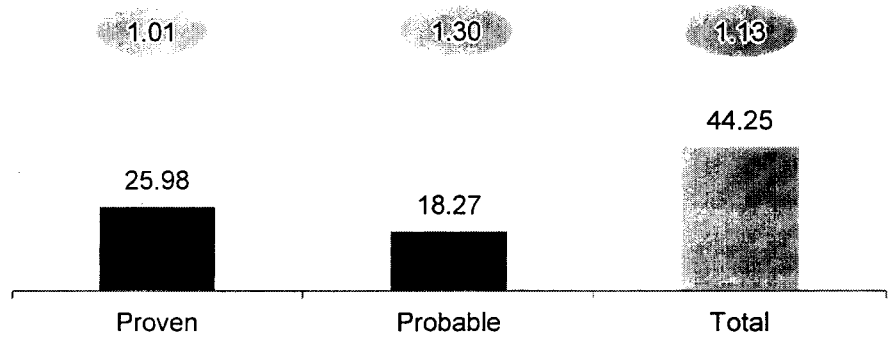

Resources

(mn tonnes)

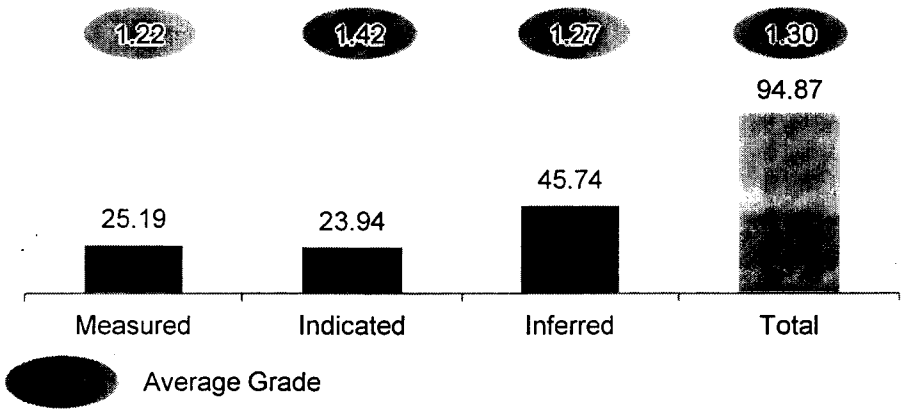

Expansion Plans

- Increasing Khetri & Kolihan Mines capacity from 1.0 Mtpa to 2.5 Mtpa and development of new mine Banwas 0.6 Mtpa

Mining Lease

	Area (sq. km.)	Expiry
KCC Group	7.0675	31/03/2020 [1]

Note: [1] Shall be extended as per Mineral (Mining by Government Company) Rules 2015

Copper Ore Production

('000 tonnes)

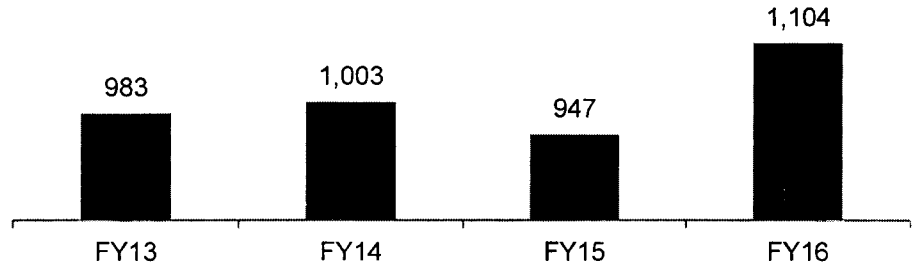

Metal - in- Concentrate Production

('000 tonnes)

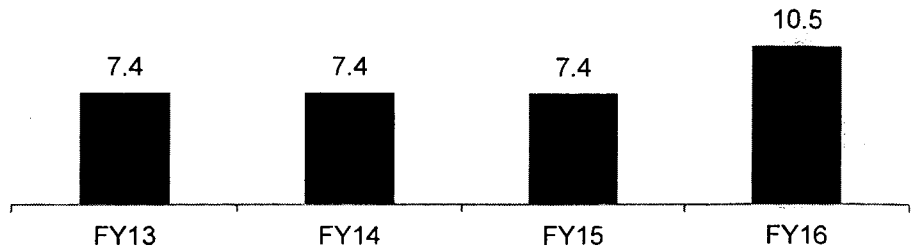

Source: JORC Equivalent Mineral Resource and Ore Resource Statement prepared by IMC-SRC Consulting (Pvt.) Limited. Dated September 11, 2010

Taloja Copper Project (TCP)

Dist: Raigad, Maharashtra

Inception	▪ December 1989
Facility	▪ Continuous Casting
Product	▪ Continuous Cast Copper Rods (CCR) ▪ Inputs (Cathodes) sourced from ICC and tolled cathodes from KCC
Capacity	▪ 60,000 tonne p.a. ▪ Diameters: 8mm, 11mm, 12.5mm, 16mm, 19.6 (+/- 0.50 mm)
Technology	▪ Sourced from Southwire Co., USA ▪ World's leading technology for producing premium quality CCRs ▪ Rods produced by this technology meet the most exacting standards conforming to ASTM B 49/98 &/or IS 12444/1988
Location	▪ Taloja is a 43 km drive from Mumbai airport and enjoys most of the facilities of a metro city ▪ Vashi is another important commercial hub close to Taloja ▪ The district headquarters Alibagh, is a popular tourist spot

Gujarat Copper Project (GCP)

Dist: Bharuch, Gujarat

Acquisition	▪ HCL acquired the secured assets of Jhagadia Copper Limited (JCL) from ARCIL under SARFAESI Act in April 2015 and renamed it as Gujarat Copper Project (GCP)
Facility	▪ Copper smelting and Refining - Largest secondary recycler in India capable of producing LME "A" grade Copper Cathodes. ▪ Flexibility to process various grades of copper/precious metal bearing raw materials including E-scrap.
Product	▪ Copper Cathodes, conforming to LME-A grade. Copper Cathode produced is one of the best in the industry.
Capacity	▪ 50,000 tonnes p.a.
Technology	▪ Smelter: Top Blown Rotary Converter (TBRC) process using Kaldo furnace from M/s Boliden Contech AB, Sweden ▪ Refinery: ISA Process from M/s Xtrata, Australia
Status	▪ Phase – I Refurbishment of plant completed.