

SRI HAVISHA HOSPITALITY AND INFRASTRUCTURE LIMITED

(Formerly Shri Matre Power & Infrastructure Limited & Shri Shakti LPG Limited)

CIN: L40102TG1993PLC015988

Date: 15.02.2026

To
The Secretary,
Listing Department
BSE Limited P.J. Towers
Dalal Street, Fort,
Mumbai- 400001
SCRIP CODE: 531322

To
The Manager
Listing Department,
The National Stock Exchange of India Limited
Exchange Plaza, Bandra Kurla Complex,
Bandra (E), Mumbai – 400051
Trading Symbol: HAVISHA

Dear Sir,

Sub: Intimation of Publication of Unaudited Financial Results

Dear Sir(s),

Pursuant to Regulations 47 of the SEBI (Listing Obligations and Disclosure Requirements) Regulations, 2015, we are enclosing herewith, the Unaudited Financial Results for the third quarter ended December 31, 2025 published in the Financial Express and Ninadam on February 15, 2025 approved in the meeting of Board of Directors held on Friday, February 13, 2026.

This is for your information and record.

For and on behalf of
Sri Havisha Hospitality And Infrastructure Limited

SIVAIAH PALLA
Company Secretary & Compliance Officer
M.No. A51458



BLUE CLOUD SOFTECH SOLUTIONS LIMITED

CIN: L72200TG1991PLC013135

Regd Office: Plot No. 38, 5th Floor Software Units Layout,
Hitech City, Madhapur, Hyderabad, Telangana, India,
500081CIN: L72200TG1991PLC013135

Extract of Unaudited Standalone & Consolidated Financial Results for the Quarter/Year to date Ended 31.12.2025

(Rs. in Lakhs except for EPS)

S. No	Particulars	Standalone			Consolidated				
		Quarter ended		Year ended	Quarter ended		Year ended		
		31.12.2025 Unaudited	31.12.2024 Unaudited	31.12.2025 Unaudited	31.03.2025 Audited	31.12.2025 Unaudited	31.12.2024 Unaudited		
1	Total Income from Operations (net)	17,563.22	12,728.53	49,801.68	50,224.05	26,564.03	14,690.22	72,509.66	79,779.31
2	Net Profit / (Loss) for the period (before tax, and Exceptional items)	1,675.06	1,213.21	5,352.48	4,916.67	2,510.53	1,312.79	6,678.78	5,913.42
3	Net Profit / (loss) for the period before tax (after Exceptional items)	1,675.06	1,213.21	5,352.48	4,916.67	2,510.53	1,312.79	6,678.78	5,913.42
4	Net Profit / (Loss) for the period after tax (after Exceptional items)	1,150.15	885.90	3,843.91	3,665.81	1,857.59	940.18	4,838.64	4,426.92
5	Total comprehensive income for the period [comprising Profit / (loss) for the period (after tax) and other comprehensive income (after tax)]	1,214.93	929.60	4,115.52	3,697.94	1,699.35	896.31	5,293.45	4,495.93
6	Earnings per share								
	Basic EPS (Rs.)	0.22	0.20	0.83	0.84	0.37	0.22	1.05	1.01
	Diluted EPS (Rs.)	0.22	0.20	0.83	0.84	0.37	0.22	1.05	1.01

Note: The above is an extract of the detailed format of Financial results Quarterly/year to date ended 31-12-2025, filed with the stock exchanges under regulation 33 of SEBI(LODR) regulations,2015 on 13-02-2026. The full format of the Financial results quarterly ended 31-12-2025 are available on the BSE Limited (BSE) website (www.bseindia.com) and on company's website (www.bluecloudsoftech.com)

For BLUE CLOUD SOFTECH SOLUTIONS LIMITED
Sd/-
Krishna Babu Vankineni
Managing Director
DIN: 02570799

Place : Hyderabad
Date : 13.02.2026

VIVO BIO TECH LIMITED

CIN: L65993TG1987PLC007163

3rd Floor, Ilyas Mohammed Khan Estate, #8-2-672/5 & 6, Road No. 1, Banjara Hills, Hyderabad-500034. Telangana, India. Ph: 040-23312388 Website: www.vivobio.com

EXTRACT OF UN-AUDITED CONSOLIDATED FINANCIAL RESULTS OF VIVO BIO TECH LIMITED FOR THE THIRD QUARTER AND NINE MONTHS ENDED DECEMBER 31, 2025

(Rs. in Lacs except per equity share data)

S. No	Particulars	Quarter ended		Half-year ended		Year ended	
		31-12-2025		31-12-2024		31-03-2025	
		Un-Audited	Un-Audited	Un-Audited	Un-Audited	Audited	
1	Total Income from Operations	1,365.17	1,324.29	1,222.10	3,954.40	3,903.36	5,147.74
2	Net Profit / (Loss) for the period (before Tax, Exceptional and/or Extraordinary Items)	156.97	150.92	146.19	455.88	755.16	879.31
3	Net Profit / (Loss) for the period before tax (after Exceptional and/or Extraordinary Items)	156.97	150.92	146.19	455.88	755.16	879.31
4	Net Profit / (Loss) for the period after tax (after Exceptional and/or Extraordinary Items)	124.81	86.86	82.00	345.38	621.99	728.27
5	Total Comprehensive Income for the period [Comprising Profit / (Loss) for the period (after tax) and Other Comprehensive Income (after tax)]	124.81	86.86	82.00	345.38	621.99	728.27
6	Paid-up Equity Share Capital	2,210.06	2,210.06	1,612.85	2,210.06	1,612.35	1,716.48
7	Earnings Per Share (of Rs. 10/- each) (for continuing and discontinued operations)						
	I. Basic	0.56	0.45	0.55	1.70	4.16	4.76
	II. Diluted	0.56	0.45	0.55	1.70	4.16	4.76


Notes:
Standalone Financial Information of the Company is as under:

(Rs. in Lacs)

Particulars	Quarter ended		Half-year ended		Year ended	
	31-12-2025		31-12-2024		31-03-2025	
	Un-Audited	Un-Audited	Un-Audited	Un-Audited	Audited	
Total Income	1,350.47	1,315.05	1222.10	3,921.16	3,903.36	5,147.74
Profit before Tax	157.99	150.98	153.62	460.57	771.66	908.12
Profit for the Period	125.83	86.92	89.43	350.08	638.49	757.08

2. The above is an Extract of the detailed format of Quarterly Un-Audited Financial Results filed with stock exchange under Regulation 33 of SEBI (Listing Obligations and Disclosure Requirements) Regulations, 2015. The full format of the Un-Audited Financial Results for the Third Quarter and Nine Months ended December 31, 2025 is available on the stock exchange's website www.bseindia.com and Company's website www.vivobio.com.

Or scan



For Vivo Bio Tech Limited
Sd/-
Kalyan Ram Mangipudi
Whole Time Director
DIN: 02012580

Date: 13.02.2026
Place: Hyderabad



SRI HAVISHA HOSPITALITY AND INFRASTRUCTURE LIMITED

Regd. Office: Venus Plaza, Begumpet, Hyderabad 500016, INDIA

CIN: L40102TG1993PLC015988, Tel: +91 40 27902929, 27905656, E-mail: cs@srihavisha.in, Website: www.srihavisha.in

STATEMENT OF UNAUDITED STANDALONE FINANCIAL RESULTS FOR THE THIRD QUARTER ENDED DECEMBER 31, 2025.


Based on the recommendations of the Audit Committee, the Board of Directors of Sri Havisha Hospitality And Infrastructure Limited ("the Company") at their meeting held on February 13, 2026, have approved the unaudited standalone financial results for the third quarter ended December 31, 2025.

The aforementioned financial results along with limited review reports thereon are available on Company's website at <https://srihavisha.in/quarterly-reports/> and can also be accessed by scanning Quick Response Code given below:



For and behalf of Board of Directors
Sri Havisha Hospitality And Infrastructure Limited
Sd/-
VENKAT MANOHAR DONTAMSETTI
Managing Director
DIN: 00223342

Place: Hyderabad
Date: 15.02.2026



FILATEX FASHIONS LIMITED

CIN: L51491TG1994PLC017158

REG. OFFICE: D.No 1-80-40-SP-58-65, Shilpa Homes Layout, Gachibowli K.V.Rangareddy, SerilIngampally, Telangana, India, 500032

UnAudited Standalone and Consolidated Financial Result for the Quarter and ended as on December 31, 2025

(Rs. in Lakhs)

Sr. no.	Particular	Standalone			Consolidated								
		Quarter ended		Year ended	Quarter ended		Year ended						
		December 31, 2025 Unaudited	September 30, 2025 Unaudited	December 31, 2024 Unaudited	December 31, 2025 Unaudited	September 30, 2025 Unaudited	December 31, 2024 Unaudited						
1	Total income from operations	2180.77	2347.4	5374.97	9030.34	11330.21	18417.61	2250.74	2389.87	5886.22	9267.38	11960.07	19165.22
2	Net profit/(loss) for the period before tax and exception/extraordinary items)	4.65	159.96	497.01	332.67	1021.71	1270.63	6.28	159.45	500.81	336.71	1039.55	1276.87
3	Net profit/(loss) for the period after tax and exception/extraordinary items)	2.61	103.97	312.93	247.81	756.43	937.33	4.86	104.25	373.92	251.85	769.63	941.95
4	Total comprehensive income for the period	2.61	103.97	312.93	247.81	756.43	937.33	4.86	104.25	373.92	251.85	769.63	941.95
5	Paid up equity share capital (Face Value of Rs. 10/- each)	83340.73	83340.73	83340.73	83340.73	83340.73	83340.73	83340.73	83340.73	83340.73	83340.73	83340.73	83340.73
6	Earnings per equity share- Basic	0.00	0.00	0.00	0.00	0.00	0.01	0.00	0.00	0.00	0.00	0.00	0.01
7	Earnings per equity share- Diluted	0.00	0.00	0.00	0.00	0.00	0.01	0.00	0.00	0.00	0.00	0.00	0.01

Notes : 1) The financial statement for the quarter and Nine Months ended December 31, 2025 has been prepared in accordance with the Companies (Indian Accounting Standards) Rules, 2015 (Ind AS) prescribed under section 133 of the Companies Act, 2013 and other recognized accounting practices to the extent applicable.

2) The above Unaudited financial results for the quarter and Nine Months ended December 31, 2025 have been reviewed by the audit committee and approved by the Board of Directors at its meeting held on Saturday, 14th February, 2026.

3) The Unaudited financial results of the Company for the quarter and Nine Months ended December 31, 2025 are available on the Company's Website <https://filatexfashions.co.in>

4) Previous periods/year's figures have been regrouped wherever necessary. The full format of the Quarterly and yearly Financial Results are available on at <https://filatexfashions.co.in>.

For, FILATEX FASHIONS LIMITED
Sd/-
PRABHAT SETHIA
Managing Director/ (DIN: 00699415)

Date: 14.02.2026
Place: Telangana

MADALA HOLDINGS LIMITED

(formerly Softsol India Limited)

Regd. Off: Plot No. 4, Software Units Layout, Madhapur, Hyderabad-500 081, India
T: +91 (40) 42568500, E: cs@softsol.com, URL: www.softsolindia.com, CIN: L72200TG1990PLC011771

UNAUDITED FINANCIAL RESULTS FOR QUARTER AND NINE MONTHS ENDED 31 DECEMBER 2025

(Rs. In Lakhs except EPS)

Sl. No.	PARTICULARS	Quarter ended			Nine Months ended		Year ended
		31.12.2025 (Unaudited)	30.09.2025 (Unaudited)	31.12.2024 (Unaudited)	31.12.2025 (Unaudited)	31.12.2024 (Unaudited)	31.03.2025 (Audited)
		1.	Total Income from Operations (net)	340.20	338.90	323.41	1,017.93
2.	Net Profit / (Loss) for the period (before Tax, Exceptional and/or Extraordinary items)	413.33	253.53	216.28	1,152.53	864.60	1,120.09
3.	Net Profit / (Loss) for the period before tax (after Exceptional and/or Extraordinary items)	413.33	253.53	216.28	1,152.53	864.60	1,120.09
4.	Net Profit / (Loss) for the period after tax (after Exceptional and/or Extraordinary items)	361.54	186.14	170.42	991.64	652.18	863.57
5.	Total Comprehensive Income for the period [Comprising Profit / (Loss) for the period (after tax) and Other Comprehensive Income (after tax)]	361.54	186.14	170.42	991.64	652.18	843.24
6.	Equity share capital (face value of Rs.10/- each)	1,517.77	1,517.77	1,517.77	1,517.77	1,517.77	1,517.77
7.	Reserve (excluding Revaluation Reserve) as shown in the Audited balance sheet of previous year						9,539.16
8.	Earnings Per Share (of Rs.10/- each) - Both - Basic and diluted	2.45	1.26	1.15	6.72	4.42	5.85

NOTES :

1. The above is an extract of the detailed format of Quarterly Financial Results filed with BSE LTD under Regulation 33 of SEBI (LODR), Regulations,2015. The full format of the Quarterly Financial Results are available on the BSE website www.bseindia.com and Company's website www.softsolindia.com.

2. The Company's name has been changed from SoftSol India Limited to Madala Holdings Limited pursuant to MCA approval date.09.02.2026. The BSE name change approval is currently under process.

3. The above unaudited financial results were reviewed by the Audit Committee of the Board and approved by the Board of Directors of the Company at their meeting held on 14 February 2026.

4. The Board, on August 14, 2023, had approved a Scheme of Arrangement under Sections 230 to 232 of the Companies Act, 2013 ("Scheme"), to demerge the IT/ITES business of the Company into its wholly owned subsidiary, Covance Softsol Limited ("CSL"). Pursuant to receipt of necessary statutory approvals and in accordance with the Scheme, the Company has demerged its IT/ITES business effective September 26, 2024, with the Appointed Date being April 1, 2023, as approved by the Hon'ble NCLT under the Scheme. Accordingly, the financials for the previous year have been restated to reflect the effect of the demerger.



Scan the QR Code to view the Results on the website of the Company

Date : 14.02.2026
Place : Hyderabad

By Order of the Board
For Madala Holdings Limited
(formerly Softsol India Limited)
Sd/-
Aravind Kumar Madala
Managing Director

M/S MINTIFI FINSERVE PRIVATE LIMITED

Reg. Office: Times Square, Unit No. 3b, 2nd Floor, Opp. Mittal Industries Estate, Andheri-kurla Road, Marol Naka, Andheri - East, Mumbai-400059
Branch Office: 1-1-500, 1st FLOOR, KRISHNA COMPLEX,, OPP INDIAN OIL PETROL PUMP CHAITANYAPURI COLONY, KAZIPET, HANAMKONDA- WARANGAL-506004.

Demand Notice Under Section 13 (2) of Securitization and Reconstruction of Financial Assets and Enforcement of Security Interest Act, 2002.

Undersigned being the Authorized officer of M/s Mintifi Finserve Private Limited, hereby gives the following notice to the Borrower(s) / Co-Borrower(s) who have failed to discharge their liability i.e. defaulted in the repayment of principal as well as the interest and other charges accrued there-on for Loan(s) against Property Mortgaged to them by M/s Mintifi Finserve Private Limited and as a consequence the Loan(s) have become Non Performing Assets. Accordingly, notices were issued to them under Section 13 (2) of Securitization and Reconstruction of Financial Assets and Enforcement of Security Interest Act, 2002 and rules there-to, on their last known address, however the same have been returned un-covered/undelivered, as such the Borrower (s)/Co-Borrower(s) are hereby intimated / informed by way of this publication notice to clear their outstanding dues under the loan facility availed by them from time to time.

Loan Account No./Name of the Borrower(s)/ Co-Borrower(s)/Guarantor(s) & Addresses	Address of the Secured/Mortgaged Immovable Asset / Property to be enforced	Demand Notice Date and Amount
Loan Account Nos. VT0004639 1.H.B Papaer Plates And Glases. H.No 2-1-1055/1 Main Road , Lashkar Singaram, Nainnagar ,Warangal, Andhra Pradesh-506009	All that piece & parcel of immovable property including constructed structures on a Residential property bearing GWMC H.No.2-1-1055 together with an Open Plot Admeasuring 97.68 Sq. Yds situated at Lashkar Singaram, Hanamkonda, within the limits of Greater Warangal Municipal Corporation, Hanamkonda District , Property Address H.No. 2-1-1055/1,(Old H.No.2-1-1055 Part), Situated at Lashkar Singaram, Naim Nagar, Hanamkonda-District, Warangal-506009 Boundaries as below As per below : North -Part of H. No.2-1-1055/1, South - 8' Lane, East - H.No-2-1-1054, West - 13' Road	05/02/2026 Rs. 25,59,508.00 (Rupees Twenty Five Lakh Fifty Nine Thousand Five Hundred Eight only)
2. Kodakandla Surender H.No 2-1-1055/1 Lashkar Singaram Near Baptist Church, Naim Nagar Hanamkonda Po Vidyanayapur, Dist Warangal Urban Telangana - 506009		
3.Kodakandla Saritha 2-1-1055 Lashkar Singaram Hanumakonda, Vtc Hanamkonda Po Vidyanayapur, Warangal Andhra Pradesh-506009		

This step is being taken for substituted service of notice. The above Borrowers and/or Co-Borrowers Guarantors) are advised to make the payments of outstanding along with future interest within 60 days from the date of publication of this notice failing which (without prejudice to any other right remedy available with M/s Mintifi Finserve Private Limited) further steps for taking possession of the Secured Assets/ mortgaged property will be initiated as per the provisions of Sec. 13(4) of the Securitization and Reconstruction of Financial Assets and Enforcement of Security Interest Act, 2002. The parties named above are also advised not to alienate, create third party interest in the above mentioned properties. On which M/s Mintifi Finserve Private Limited has the charge.

Date: 15.02 2026 Place:- WARANGAL **Authorized Officer M/s Mintifi Finserve Private Limited**

MUDUNURU LIMITED

CIN: L72900AP1994PLC039248

Reg Office: Door No.2-21/1/22, The Glitz, Commercial Building, Panoram Hills, Shriram Properties, Yendada, Vishakhapatnam, Andhra Pradesh - 530 045.

STATEMENT OF UNAUDITED FINANCIAL RESULTS FOR THE QUARTER ENDED 31.12.2025

(Rs in Lakhs)

Sl. No.	Particulars	For the Quarter Ended			Nine Months Ended		Year Ended
		31.12.2025 Unaudited	30.09.2025 Unaudited	31.12.2024 Unaudited	31.12.2025 Unaudited	31.12.2024 Unaudited	31.03.2025 Audited
		I.	Revenue from Operations	132.36	36.06	80.43	221.78
II.	Other Income	2.54	1.26	2.10	5.71	7.17	10.45
III.	Total income (I+II)	134.90	37.32	82.52	227.49	206.00	630.49
IV.	Expenses						
	(a) Cost of Materials consumed	-	-	-	-	-	-
	(b) Purchase of stock-in-trade	-	-	-	-	(9.42)	255.38
	(c) Changes in inventories of finished goods, work-in-progress and stock-in-trade	-	-	-	-	(9.75)	(9.75)
	(d) Employee benefits expense	53.46	59.46	49.26	172.58	157.13	233.77
	(e) Finance Cost	0.82	3.36	5.85	7.92	12.44	16.13
	(f) Depreciation and amortisation expense	23.66	21.57	22.69	66.27	68.65	114.67
	(h) Other expenses	39.47	35.56	34.47	116.69	132.05	170.43
	Total Expenses	117.42	119.95	112.27	363.46	351.10	780.63
V.	Profit / (Loss) before and exceptional items and Tax (III-IV)	17.48	(82.63)	(29.75)	(135.97)	(145.10)	(150.14)
VI.	Exceptional Items	-	-	-	-	-	-
VII.	Profit / (Loss) from before tax (V-VI)	17.48	(82.63)	(29.75)	(135.97)	(145.10)	(150.14)
VIII.	Tax expense						
	Current Tax	-	-	-	-	-	-
	Deferred Tax	(1.50)	(1.02)	(0.47)	(3.76)	(12.82)	(19.09)
IX.	Net Profit / (Loss) for the period from Continuing operations (VII-VIII)	18.97	(81.61)	(29.28)	(132.21)	(132.28)	(131.05)
X	Profit/ (Loss) from discontinuing operations	-	-	-	-	-	-
XI	Tax Expense of discontinuing operations	-	-	-	-	-	-
XII	Profit/ (Loss) from discontinuing operations after tax	-	-	-	-	-	-
XIII	Profit/(loss) for the Period (IX+XII)	18.97	(81.61)	(29.28)	(132.21)	(132.28)	(131.05)
XIV	Other Comprehensive Incomes						
	A). (i) Items that will not be recycled to profit or loss	-	-	-	-	-	-
	(ii) Income tax relating to items that will not be reclassified to profit or loss	-	-	-	-	-	-
	B). (i) Items that may be reclassified to profit or loss	-	-	-	-	-	-
	(ii) Income tax on items that may be reclassified to profit or loss	-	-	-	-	-	-
	Total Comprehensive Income	-	-	-	-	-	-
XV	Total Comprehensive Income for the period (XIII+XIV)	18.97	(81.61)	(29.28)	(132.21)	(132.28)	(131.05)
XVI	Earnings Per Equity Share of face value of ₹ 2/- each (for Continuing operations):						
	1) Basic	0.06	(0.25)	(0.05)	(0.40)	(0.42)	(0.42)
	2) Diluted	0.06	(0.25)	(0.07)	(0.31)	(0.32)	(0.42)
XVII	Earnings Per Equity Share of face value of ₹ 2/- each (for Discontinuing operations):						
	1) Basic	-	-	-	-	-	-
	2) Diluted	-	-	-	-	-	-
XVIII	Earnings Per Equity Share of face value of ₹ 2/- each (for Continued and Discontinuing operations):						
	1) Basic	0.06	(0.25)	(0.05)	(0.40)	(0.42)	(0.42)
	2) Diluted	0.06	(0.25)	(0.07)	(0.40)	(0.32)	(0.42)
XIX	Paid-up equity share capital (Face Value of ₹ 2/- per share)	654.40	654.40	624.00	654.40	624.00	624.00


NOTES:

1. The above results were reviewed by the Audit Committee of Directors and taken on record by the Board of Directors at their meeting held on 14-02-2026.

2. The results have been prepared in accordance with the recognition and measurement principles laid down in the Ind AS- 34 "Interim Financial Reporting" prescribed under Section 133 of Companies Act, 2013 read with the relevant rules issued there under and other accounting pronouncements generally accepted in India.

3. The results are also available on the website of the Company www.mudunuru.com

4. The Company is engaged in "IT Consulting, Software Services" operating hence separate segment reporting as per Ind AS -108 "Operating Segments" is prepared.



For and on behalf of the Board of Directors of
M/s. MUDUNURU LIMITED
Sd/-
MADHUSUDAN RAJU MUDUNURU
Managing Director
DIN: 00471678

Place: Visakhapatnam
Date: 14-02-2026

