



GOCL Corporation Limited

November 13, 2025

BSE Limited

Phiroze Jeejeebhoy Towers,
Dalal Street,
Mumbai-400001

Through: BSE Listing Centre

National Stock Exchange of India Limited

Exchange Plaza, C-1, Block G,
Bandra-Kurla Complex
Bandra (E), Mumbai - 400051

Through: NEAPS

Dear Sir/Madam,

Outcome of Board Meeting - Standalone and Consolidated Un-audited Financial Results of the Company for the second quarter and half year ended September 30, 2025.

Ref: BSE Scrip code: 506480, NSE Scrip symbol: GOCLCORP

In continuation of our letter dated November 07, 2025 and pursuant to Regulation 33 read with Regulation 30 of the SEBI (LODR) Regulations, 2015 and other applicable provisions, we hereby inform you that the Board of Directors of the Company, at its meeting held today, has approved and taken on record the un-audited financial results (Standalone and Consolidated) for the second quarter and half year ended September 30, 2025 and the same are enclosed along with the Limited Review Reports of Haribhakti & Co LLP, the Auditors of the Company.

The meeting of Board of Directors commenced at 02:30 p.m. and concluded at about 03:45 p.m.

Thanking you,

Yours faithfully

For **GOCL Corporation Limited**


A. Satyanarayana
Company Secretary



Encl: As above

HARIBHAKTI & CO. LLP

Chartered Accountants

Independent Auditor's Review Report on quarterly and year to date Unaudited Consolidated Financial Results of GOCL Corporation Limited pursuant to the Regulation 33 of SEBI (Listing Obligations and Disclosures Requirements) Regulations, 2015

To the Board of Directors
GOCL Corporation Limited

1. We have reviewed the accompanying Statement of Unaudited Consolidated Financial Results of GOCL Corporation Limited ("the Parent") and its subsidiaries (the Parent and its subsidiaries together referred to as "the Group") for the quarter ended September 30, 2025 and for the period from April 01, 2025 to September 30, 2025 ("the Statement"), being submitted by the Parent pursuant to the requirements of Regulation 33 of the SEBI (Listing Obligations and Disclosure Requirements) Regulations, 2015, as amended ('Listing Regulations').
2. This Statement, which is the responsibility of the Parent's Management and approved by the Parent's Board of Directors, has been prepared in accordance with the recognition and measurement principles laid down in Indian Accounting Standard 34 "Interim Financial Reporting" prescribed under Section 133 of the Companies Act, 2013 read with relevant rules issued thereunder and other accounting principles generally accepted in India. Our responsibility is to issue a report on the Statement based on our review.
3. We conducted our review of the Statement in accordance with the Standard on Review Engagements (SRE) 2410, "Review of Interim Financial Information Performed by the Independent Auditor of the Entity" issued by the Institute of Chartered Accountants of India. This standard requires that we plan and perform the review to obtain moderate assurance as to whether the Statement is free of material misstatement. A review is limited primarily to inquiries of the Parent personnel and analytical procedures applied to financial data and thus provide less assurance than an audit. We have not performed an audit and accordingly, we do not express an audit opinion.

We also performed procedures in accordance with the circular issued by the SEBI under Regulation 33(8) of the Listing Regulations, to the extent applicable.

4. The Statement includes the results of the following entities:

Sr. No.	Name of the Company	Relationship
1	GOCL Corporation Limited	Parent
2	IDL Explosives Limited	Wholly Owned subsidiary
3	HGHL Holdings Limited, UK	Wholly Owned subsidiary

5. Based on our review conducted and procedures performed as stated in paragraph 3 above, and based on the consideration of the review report of the other auditor referred to in paragraph 6 below, nothing has come to our attention that causes us to believe that the accompanying Statement, prepared in accordance with the recognition and measurement principles laid down in the aforesaid Indian Accounting Standard and other accounting principles generally accepted in India, has not disclosed the information required to be disclosed in terms of Regulation 33 of the Listing Regulations, including the manner in which it is to be disclosed, or that it contains any material misstatement.



Haribhakti & Co. LLP, Chartered Accountants Regn. No. AAC- 3768, a limited liability partnership registered in India (converted on 17th June, 2014 from a firm Haribhakti & Co. FRN: 103523W)

Registered offices: 705, Leela Business Park, Andheri-Kurla Road, Andheri (E), Mumbai – 400 059, India. Tel: +91 22 6672 9999 Fax: +91 6672 9777

Other offices: Ahmedabad, Bengaluru, Chennai, New Delhi, Kolkata, Rajkot, Vadodara

HARIBHAKTI & CO. LLP

Chartered Accountants

6. We did not review the interim financial information of one subsidiary included in the Statement, whose interim financial information reflect total assets of Rs. 1,07,467.27 lakhs as at September 30, 2025 and total revenue of Rs. Nil and Rs. Nil, total net loss tax of Rs. 5.95 lakhs and total net profit after tax of Rs. 1,515.05 lakhs and total comprehensive income of Rs. 3,062.19 lakhs and Rs. 4,870.35 lakhs for the quarter ended September 30, 2025 and for the period from April 01, 2025 to September 30, 2025 respectively and cash outflow (net) of Rs. 259.14 lakhs for the period from April 01, 2025 and September 30, 2025 as considered in the Statement. This interim financial information has been reviewed by other auditor whose review report has been furnished to us by the Management and our conclusion on the Statement, in so far as it relates to the amounts and disclosures included in respect of this subsidiary is based solely on the report of the other auditor and the procedures performed by us as stated in paragraph 3 above.


This subsidiary is located outside India whose financial information have been prepared in accordance with accounting principles generally accepted in that country and which has been reviewed by other auditor under generally accepted auditing standards applicable in that country. The Parent's management has converted the financial information of the subsidiary located outside India from accounting principles generally accepted in that country to accounting principles generally accepted in India. We have reviewed these conversion adjustments made by the Parent's management. Our conclusion in so far as it relates to the balances and affairs of the subsidiary located outside India is based on the report of other auditor and the conversion adjustments prepared by the management of the Parent and reviewed by us.

Our report on the Statement is not modified in respect of the above matter.

For Haribhakti & Co. LLP

Chartered Accountants

ICAI Firm Registration No.103523W/W100048



Snehal Shah

Partner

Membership No.: 048539

UDIN: 25048539BMLBUA2036

Place: Mumbai

Date: November 13, 2025





GOCL Corporation Limited

CIN - L24292TG1961PLC000876

Registered Office: URJA HEIGHTS, 2nd Floor, 7-1-21/A/201, Sy No. 341/1, Raj Bhavan Road, Begumpet,

Hyderabad-500 016, Ph: 040-23810671-9 Fax: 040-23813860

Website: www.goclcorp.com; Email ID: info@goclcorp.com


STATEMENT OF UNAUDITED CONSOLIDATED FINANCIAL RESULTS FOR THE QUARTER AND HALF YEAR ENDED SEPTEMBER 30, 2025

Rs. in Lakhs

Particulars	Quarter ended (Unaudited)			Half Year ended (Unaudited)		Year ended (Audited)
	Sept 30, 2025	June 30, 2025	Sept 30, 2024	Sept 30, 2025	Sept 30, 2024	March 31, 2025
Continued Operations						
1. Income						
(a) Revenue from operations	222.02	339.18	343.30	561.20	727.66	1,819.01
(b) Other income (Refer note 5)	5,347.62	8,310.45	5,821.31	13,658.07	17,518.72	28,668.18
Total income	5,569.64	8,649.63	6,164.61	14,219.27	18,246.38	30,487.19
2. Expenses						
a) Cost of materials consumed	75.03	54.26	82.35	129.29	385.27	1,003.81
b) Purchase of stock-in-trade	-	-	-	-	-	-
c) Changes in inventories of finished goods, work-in-progress and stock-in trade	(58.81)	35.00	0.18	(23.81)	-	(9.19)
d) Employee benefits expense	161.52	160.71	181.41	322.23	386.89	649.47
e) Finance cost	1,214.74	2,578.84	2,704.71	3,793.58	5,419.42	10,241.69
f) Depreciation and amortisation expense	58.14	53.10	58.78	111.24	115.95	223.61
g) Other expenses	770.00	689.71	478.72	1,459.71	1,800.81	2,937.15
Total expenses	2,220.62	3,571.62	3,506.15	5,792.24	8,108.34	15,046.54
3. Profit before exceptional items and tax (1-2)	3,349.02	5,078.01	2,658.46	8,427.03	10,138.04	15,440.65
4. Exceptional items (net) (refer note 2)	(99.97)	1,220.09	233.02	1,120.12	(897.67)	(1,030.65)
5. Profit before tax (3+4)	3,249.05	6,298.10	2,891.48	9,547.15	9,240.37	14,410.00
6. Tax expense:						
a) Current tax (net of prior year tax adjustments)	1,058.40	1,144.32	781.21	2,202.72	3,617.22	4,080.26
b) Deferred tax Charge / (Credit)	(38.30)	(218.70)	(44.40)	(257.00)	(113.57)	(321.95)
Total tax expense	1,020.10	925.62	736.81	1,945.72	3,503.65	3,758.31
7. Profit from continuing operations (5-6)	2,228.95	5,372.48	2,154.67	7,601.43	5,736.72	10,651.69
8. Discontinued Operations (Refer note 4)						
a) Profit/ (Loss) before tax from discontinued operations	(991.43)	1,36,241.10	(2,187.81)	1,35,249.67	(2,157.87)	7,323.15
b) Tax expense/ (benefit) of discontinued operations	(165.55)	19,359.05	(577.15)	19,193.50	(590.11)	2,253.58
9. Profit/ (Loss) after tax from discontinued operations [(a)-(b)]	(825.88)	1,16,882.05	(1,610.66)	1,16,056.17	(1,567.76)	5,069.57
10. Net profit after tax (7+9)	1,403.07	1,22,254.53	544.01	1,23,657.60	4,168.96	15,721.26
11. Other comprehensive income						
(i) Items that will not be reclassified to profit or loss						
- Remeasurement (loss)/gain on defined benefit plans	(0.12)	(6.51)	(14.29)	(6.63)	(28.57)	(26.02)
- Income tax relating to remeasurement of defined benefit plans	0.03	1.64	2.83	1.67	6.81	6.54
(ii) Items that will be reclassified to profit or loss						
- Exchange differences on translation of foreign operations	3,068.14	287.16	405.68	3,355.30	388.59	2,057.96
Other comprehensive income, net of tax	3,068.05	282.29	394.22	3,350.34	366.83	2,038.48
12. Total comprehensive income (10+11)	4,471.12	1,22,536.82	938.23	1,27,007.94	4,535.79	17,759.74
13. Paid up equity share capital (Face value of Rs. 2 each)	991.45	991.45	991.45	991.45	991.45	991.45
14. Reserves i.e other equity						1,56,648.48
15. Earnings per share for continuing operations Basic and Diluted (Rs.)	4.50	10.84	4.35	15.33	11.57	21.49
16. Earnings per share for discontinued operations Basic and Diluted (Rs.)	(1.67)	235.78	(3.25)	234.11	(3.16)	10.23
17. Earnings per share for continuing and discontinued operations Basic and Diluted (Rs.)	2.83	246.62	1.10	249.44	8.41	31.72
	(not annualised)	(not annualised)	(not annualised)	(not annualised)	(not annualised)	(Annualised)




SEGMENT INFORMATION UNDER REGULATION 33 OF THE SEBI (LISTING OBLIGATIONS AND DISCLOSURE REQUIREMENTS) REGULATIONS, 2015 FOR THE QUARTER AND HALF YEAR ENDED SEPTEMBER 30, 2025						
Particulars	Quarter ended (Unaudited)			Half Year ended (Unaudited)		Rs. in Lakhs Year ended (Audited)
	Sept 30, 2025	June 30, 2025	Sept 30, 2024	Sept 30, 2025	Sept 30, 2024	March 31, 2025
1. Segment income						
a. Electronics	59.97	174.76	173.92	234.73	380.21	1,374.53
b. Realty	117.09	2,123.55	283.46	2,240.64	6,740.45	7,167.05
c. Unallocable income	5,392.58	6,351.32	5,707.24	11,743.90	11,125.73	21,945.61
Total	5,569.64	8,649.63	6,164.61	14,219.27	18,246.38	30,487.19
Less: Inter segment revenue	-	-	-	-	-	-
Total Segment Revenue	5,569.64	8,649.63	6,164.61	14,219.27	18,246.38	30,487.19
Discontinued Operations #	8,727.45	1,48,851.05	12,463.29	1,57,578.50	29,737.41	72,525.40
Total income	14,297.09	1,57,500.68	18,627.91	1,71,797.77	47,983.79	1,03,012.59
2. Segment results (Profit before tax and finance costs)						
a. Electronics	(36.95)	3.82	285.50	(33.13)	392.08	491.52
b. Realty	(177.09)	1,847.59	9.97	1,670.50	6,173.87	6,040.04
Total	(214.04)	1,851.41	295.47	1,637.37	6,565.95	6,531.56
Less:						
(i) Finance costs	1,214.74	2,578.84	2,704.71	3,793.58	5,419.42	10,241.69
(ii) Other Unallocable expenditure net off (un-allocable income)	(4,677.83)	(7,025.53)	(5,300.72)	(11,703.36)	(8,093.84)	(18,120.13)
	3,249.05	6,298.10	2,891.48	9,547.15	9,240.37	14,410.00
Discontinued Operations #	(991.43)	1,36,241.10	(2,187.81)	1,35,249.67	(2,157.87)	7,323.15
Total profit before tax	2,257.62	1,42,539.20	703.68	1,44,796.82	7,082.51	21,733.15
3. Segment assets						
a. Electronics	839.58	1,955.67	4,249.05	839.58	4,249.05	1,201.41
b. Realty	16,174.23	16,133.81	17,527.31	16,174.23	17,527.31	17,604.11
c. Unallocable assets	3,12,954.52	3,48,271.57	2,67,227.74	3,12,954.52	2,67,227.74	2,73,442.75
d. Discontinued Operations #	25,199.94	30,879.54	30,364.50	25,199.94	30,364.50	18,637.66
Total Assets	3,55,168.27	3,97,240.59	3,19,368.60	3,55,168.27	3,19,368.60	3,10,885.93
4. Segment liabilities						
a. Electronics	890.79	944.17	1,326.23	890.79	1,326.23	1,527.35
b. Realty	1,497.94	1,834.26	32,676.96	1,497.94	32,676.96	582.06
c. Unallocable liabilities	47,360.84	97,607.13	1,21,320.06	47,360.84	1,21,320.06	1,40,620.40
d. Discontinued Operations #	25,689.58	16,639.33	19,632.60	25,689.58	19,632.60	10,515.75
Total Liabilities	75,439.15	1,17,024.89	1,74,955.85	75,439.15	1,74,955.85	1,53,245.56
Note : #Pertaining to Energetics Division and IDL Explosives Limited, wholly owned subsidiary company, both being classified as Discontinued Operations						



CONSOLIDATED STATEMENT OF ASSETS AND LIABILITIES AS AT September 30, 2025.		Rs. in Lakhs	
Particulars	September 30, 2025 (Unaudited)	March 31, 2025 (Audited)	
ASSETS			
Non-current assets			
Property, plant and equipment	742.70	680.59	
Capital work-in-progress	349.62	343.56	
Investment property	10,771.67	10,821.45	
Intangible assets	34.91	42.96	
Financial assets			
(a) Investments	24.11	23.30	
(b) Loans	-	1,01,501.57	
(c) Other financial assets	17,642.58	87.63	
Income tax assets (net)	-	106.72	
Other non-current assets	2,154.32	2,101.62	
Total Non-current assets	31,719.91	1,15,709.40	
Current assets			
(a) Current investments			
Inventories	67.78	70.34	
Financial assets			
(a) Investments	5,246.66	5,050.64	
(b) Derivative asset	14,974.91	13,309.19	
(c) Trade receivables	79.89	121.50	
(d) Cash and cash equivalents	255.44	865.17	
(e) Bank balances other than (d) above	4,462.40	2,469.21	
(f) Loans	2,61,672.79	1,41,693.05	
(g) Other financial assets	12,657.05	5,050.19	
Other current assets	309.24	145.84	
Total current assets	2,99,726.16	1,68,775.13	
Non current Assets held for sale (Refer Note 3 and 4 below)	23,722.20	26,401.40	
TOTAL ASSETS	3,55,168.27	3,10,885.93	
EQUITY AND LIABILITIES			
Equity			
Equity share capital	991.45	991.45	
Other equity	2,78,737.67	1,56,648.92	
Total equity	2,79,729.12	1,57,640.37	
Liabilities			
Non-current liabilities			
Financial liabilities			
Borrowings	-	1,01,318.24	
Provisions	9,300.16	9,296.81	
Deferred tax liabilities (net)	185.91	442.91	
Total non-current liabilities	9,486.07	1,11,057.96	
Current liabilities			
Financial liabilities			
(a) Borrowings	16,649.14	7,895.72	
(b) Trade payables			
- total outstanding dues of micro enterprises and small enterprises	-	-	
- total outstanding dues of creditors other than micro enterprises and small enterprises	2,995.67	1,623.57	
(c) Other financial liabilities	1,012.97	1,370.65	
Other current liabilities	228.09	295.37	
Provisions	146.92	146.92	
Income tax liabilities	19,191.38	167.14	
Total current liabilities	40,224.17	11,499.37	
Liabilities associated with Non current assets held for sale (Refer Note 3 and 4 below)	25,728.91	30,688.23	
TOTAL LIABILITIES	75,439.15	1,53,245.56	
TOTAL EQUITY AND LIABILITIES	3,55,168.27	3,10,885.93	



CONSOLIDATED STATEMENT OF CASH FLOWS FOR THE HALF YEAR ENDED SEPTEMBER 30, 2025		
Particulars	September 30, 2025 (Unaudited)	Sept 30, 2024 (Unaudited)
(A) CASH FLOWS FROM OPERATING ACTIVITIES		
Profit before Tax from continuing operations	9,547.15	9,240.37
Profit before Tax from discontinued operations	1,35,249.67	(2,157.87)
Profit before Tax	1,44,796.82	7,082.50
Adjustments for:		
Depreciation and amortisation expense	420.99	1,118.39
Dividend income	-	(0.07)
(Profit) / loss on sale of property, plant and equipment (net)	(1,39,064.10)	(6,400.11)
(Gain) / loss on fair valuation measurement of financial assets	-	(0.54)
Fair valuation Loss/(gain) on derivative asset	(1,120.12)	897.67
Liabilities / provisions no longer required written back	(139.95)	(42.02)
Provision for doubtful debts, trade receivables and loans & advances(net)	444.93	19.98
Interest income	(10,948.17)	(10,370.05)
Unrealised (gain) / loss on foreign exchange fluctuation (net)	2,584.45	406.43
Finance cost	4,020.34	5,927.74
Operating profit before working capital changes	995.19	(1,360.08)
Changes in working capital:		
Decrease in trade receivables and financial / other assets	(835.48)	256.15
Decrease in inventories	(313.62)	(5,676.87)
Increase / (decrease) in trade payables, financial / other liabilities and provisions	265.02	(1,278.80)
Net Cash generated from/ (used in) operations	111.11	(8,059.60)
Income taxes paid (net of refunds)	(2,313.36)	(1,150.33)
NET CASH USED IN OPERATING ACTIVITIES - (A)	(2,202.25)	(9,209.93)
(B) CASH FLOWS FROM INVESTING ACTIVITIES		
Acquisition of property, plant and equipment	(420.24)	(988.20)
Proceeds from sale of property, plant and equipment	1,15,253.99	1,732.59
Advance against divestment of subsidiary	10,700.00	-
Advance received against sale of Land	-	31,801.73
Investments in bank deposits	(1,20,777.29)	(10,393.17)
Redemption of bank deposits	1,01,245.20	9,470.07
Loan to Companies		
Given	(1,50,499.70)	(54,639.89)
Realised	1,32,641.75	26,828.00
Interest received	9,948.62	10,252.38
Dividend received	-	0.07
NET CASH GENERATED FROM INVESTING ACTIVITIES - (B)	98,092.33	14,063.58
(C) CASH FLOWS FROM FINANCING ACTIVITIES		
Repayment of long-term borrowings	(93,195.23)	(4,661.96)
Proceeds / (repayment) of short-term borrowings (net)	5,243.86	8,275.16
Finance cost paid	(3,610.25)	(5,910.71)
Dividends paid	(4,938.19)	(1,982.90)
NET CASH USED IN FINANCING ACTIVITIES - (C)	(96,499.81)	(4,280.41)
NET INCREASE/(DECREASE) IN CASH AND CASH EQUIVALENTS (A+B+C)	(609.73)	573.24
Cash and cash equivalents as at beginning of the year	865.17	1,476.68
Cash and cash equivalents as at the end of the year	255.44	2,049.92



Notes:

- 1 The above unaudited consolidated financial results have been prepared in accordance with Indian Accounting Standards (Ind AS) prescribed under Section 133 of the Companies Act, 2013 and other accounting principles generally accepted in India and in terms of Regulation 33 of the SEBI (Listing Obligations and Disclosure Requirements) Regulations, 2015. These unaudited consolidated financial results for the quarter end half year ended September 30, 2025 have been reviewed by the Audit Committee and approved by the Board of Directors of the Company at its meeting held on November 13, 2025. These unaudited consolidated financial results have been subjected to limited review by the statutory auditors of the Company and the statutory auditors have expressed an unmodified conclusion.
- 2 On 1 March 2022, HGHL Holdings Limited (wholly owned subsidiary) has entered into Addendum to share purchase agreement with ACHT Investment Limited (ACHT) whereby ACHT has given a firm commitment to buyback the shares of 57 Whitehall Investments SARI from the subsidiary Company. The put option in the above agreement is accounted as a derivative in accordance with Ind AS 109. Due to exceptional currency fluctuation between GBP and USD, the unrealised exchange Loss of 99.97 lakhs, Gain on the put option of Rs. 1,220.09 lakhs, Gain of Rs. 233.02 lakhs, loss of Rs. 1,120.12 lakhs, Loss of Rs. 897.67 lakhs and Loss of Rs. 1,030.65 lakhs has been classified as an exceptional item in the unaudited consolidated financial results for the quarter ended September 30, 2025, June 30, 2025, September 30, 2024, half year ended September 30, 2025 and September 30, 2024 and in the audited consolidated financial results for year ended March 31, 2025, respectively.
- 3 Pursuant to the approval of the Board of Directors of the Company in their meeting held on May 2, 2025 and subsequent approval by the shareholders of the Company on June 12, 2025, the Company decided divestment of its entire equity shareholding held by the Company in IDL Explosives Limited, wholly-owned subsidiary of the Company, in favour of Apollo Defence Industries Private Limited (Apollo) for an aggregate consideration of Rs.10,700 lakhs as per the Share Purchase Agreement dated May 2, 2025 entered into between the Company, Apollo and IDL Explosives Limited. In accordance with the terms of the agreement, entire equity consideration amount of Rs. 10,700 lakhs has been received by the Company during the reporting period.
- 4 The Company had entered into a Memorandum of Understanding (MoU) on March 27, 2024 with Squarespace Builders Private Limited, Hyderabad for sale of the Company's Scheduled Property of 264.50 acres of land situated at Kukatpally, Hyderabad, for a total consideration of Rs. 3,41,800 lakhs.

The board of directors on November 28, 2024 decided to cease the detonators and other blasting devices manufacturing operations at Kukatpally, Hyderabad and initiated the requisite approval for the same.

As at September 30, 2025 and March 31, 2025, the Company has presented the detonators and other blasting devices manufacturing operations as "Discontinued operation" and its related assets as "assets held for sale" and liability as "Liabilities directly associated with the assets held for sale" and valued it at lower of carrying value and fair value less cost to sell in accordance with the IND AS 105 (Non-current assets held for sale and discontinued operation).

Further, the net results of detonators and other blasting devices manufacturing operations have been disclosed separately as discontinued operation as required by Ind AS 105. Consequently, the Company's unaudited consolidated financial results for the quarter and Half year ended September 30, 2025 and audited consolidated financial results for the year ended March 31, 2025 respectively, presented pertains to its continuing operations only and for that purpose the Company's unaudited consolidated financial results for the quarter ended June 30, 2025, September 30, 2024 and Half year ended September 30, 2024 has been restated accordingly to make them comparable.

Pursuant to approval by the Board of Directors and shareholders, the Company has reclassified the investment in and the operations of IDL Explosives Limited under Discontinued business operations, and accordingly the figures of unaudited consolidated financial results for the quarter ended June 30, 2025, September 30, 2024 and Half year ended September 30, 2024 and audited consolidated financial results for year ended March 31, 2025 have been regrouped / reclassified to make them comparable.



The results of discontinued operations are presented below:

Rs. in Lakhs

Particulars	Quarter ended (Unaudited)			Half Year ended (Unaudited)		Year Ended (Audited)
	Sept 30, 2025	June 30, 2025	Sept 30, 2024	Sept 30, 2025	Sept 30, 2024	March 31, 2025
1. Income (Refer note 5)	8,727.45	1,48,851.05	12,463.29	1,57,578.50	29,737.41	72,525.40
2. Expenses	9,718.88	12,609.95	14,651.10	22,328.83	31,895.28	65,202.25
3. Profit / (Loss) before tax (1-2)	(991.43)	1,36,241.10	(2,187.81)	1,35,249.67	(2,157.87)	7,323.15
4. Tax expense / (benefit)	(165.55)	19,359.05	(577.15)	19,193.50	(590.11)	2,253.58
5. Profit / (Loss) after tax (3-4)	(825.88)	1,16,882.06	(1,610.66)	1,16,056.17	(1,567.76)	5,069.57

- 5 Pursuant to the approval by the Board of Directors, the Company had entered into a Memorandum of Understanding (MoU) with Squarespace Builders Private Limited, Hyderabad, on March 27, 2024. This MoU pertains to the sale of the Company's scheduled property of 264.50 acres of land situated in Kukatpally, Hyderabad [out of which 32 acres of land was under joint development agreement (JDA)]. During the period, the Company has sold 4.15 acres of land forming part of JDA and 114.85 acres out of remaining portion of land and recognised gain of Rs. 1,955.18 lakhs (September 30, 2024 Rs. 6,293.18 lakhs) and Rs. 1,37,121.69 lakhs (September 30, 2024 Rs. Nil) which forms part of other Income under Income from continuing Operations and Income from discontinued operations, respectively. As of September 30, 2025, a total of 142.65 acres of land have been sold by the Company.
- 6 Pursuant to the approval of the Board of Directors of the Company in their meeting held on August 29, 2025, the Company has in principle decided to acquire thermal power operations of Hinduja National Power Corporation Limited.
- 7 The figures for the previous quarter/ half year/ year have been regrouped/rearranged wherever necessary to conform to the current quarter/ half year classification.
- 8 The above unaudited consolidated financial results are also available on the Stock Exchanges website i.e. www.bseindia.com, www.nseindia.com and the Company's website www.goclcorp.com.

Hyderabad
November 13, 2025



By Order of the Board
For GOCL Corporation Limited

Ravi Jain
Whole Time Director and Chief Financial Officer
DIN : 09184688

HARIBHAKTI & CO. LLP


Chartered Accountants

Independent Auditor's Review Report on quarterly and year to date Unaudited Standalone Financial Results of GOCL Corporation Limited pursuant to the Regulation 33 of SEBI (Listing Obligations and Disclosures Requirements) Regulations, 2015 (as amended)

**To the Board of Directors
GOCL Corporation Limited**

1. We have reviewed the accompanying Statement of Unaudited Standalone Financial Results of **GOCL Corporation Limited** ("the Company") for the quarter ended September 30, 2025 and for the period from April 01, 2025 to September 30, 2025 ("the Statement"), being submitted by the Company pursuant to the requirements of Regulation 33 of the SEBI (Listing Obligations and Disclosure Requirements) Regulations, 2015, as amended ('Listing Regulations').
2. This Statement, which is the responsibility of the Company's Management and approved by the Company's Board of Directors, has been prepared in accordance with the recognition and measurement principles laid down in Indian Accounting Standard 34 "Interim Financial Reporting" prescribed under Section 133 of the Companies Act, 2013 read with relevant rules issued thereunder (hereinafter referred to as "the said Indian Accounting Standard") and other accounting principles generally accepted in India. Our responsibility is to issue a report on the Statement based on our review.
3. We conducted our review of the Statement in accordance with the Standard on Review Engagements (SRE) 2410, "Review of Interim Financial Information Performed by the Independent Auditor of the Entity" issued by the Institute of Chartered Accountants of India. This standard requires that we plan and perform the review to obtain moderate assurance as to whether the Statement is free of material misstatement. A review is limited primarily to inquiries of the Company personnel and analytical procedures applied to financial data and thus provide less assurance than an audit. We have not performed an audit and accordingly, we do not express an audit opinion.
4. Based on our review conducted as stated in paragraph 3 above, nothing has come to our attention that causes us to believe that the accompanying Statement, prepared in accordance with the recognition and measurement principles laid down in the said Indian Accounting Standard and other accounting principles generally accepted in India, has not disclosed the information required to be disclosed in terms of Regulation 33 of the Listing Regulations, including the manner in which it is to be disclosed, or that it contains any material misstatement.

For Haribhakti & Co. LLP
Chartered Accountants
ICAI Firm Registration No.103523W/W100048


Snehal Shah
Partner

Membership No.: 048539

UDIN: 25048539BMLBT22900

Place: Mumbai

Date: November 13, 2025





GOCL Corporation Limited

CIN - L24292TG1961PLC000876.

Registered Office: URJA HEIGHTS, 2nd Floor, 7-1-21/A/201, Sy No. 341/1, Raj Bhavan Road, Begumpet,

Hyderabad-500 016, Ph: 040-23810671-9 Fax: 040-23813860.

Website: www.goclc.com; Email ID: info@goclc.com

STATEMENT OF UNAUDITED STANDALONE FINANCIAL RESULTS FOR THE QUARTER AND HALF YEAR ENDED SEPTEMBER 30, 2025

Rs. in Lakhs

Particulars	Quarter ended (Unaudited)			Half Year ended (Unaudited)		Year ended (Audited)
	Sept 30, 2025	June 30, 2025	Sept 30, 2024	Sept 30, 2025	Sept 30, 2024	March 31, 2025
Continuing Operations						
1. Income						
a) Revenue from operations	222.02	339.18	343.30	561.20	727.66	1,484.50
b) Other income (Refer note 5)	4,309.18	4,745.76	2,601.77	9,054.94	11,161.04	16,547.33
Total income	4,531.20	5,084.94	2,945.07	9,616.14	11,888.70	18,031.83
2. Expenses						
a) Cost of materials consumed	75.03	54.26	82.35	129.29	385.27	1,003.81
b) Changes in inventories of finished goods, work-in-progress and stock -in- trade	(58.81)	35.00	0.18	(23.81)	(15.92)	(9.19)
c) Employee benefits expense	161.52	160.71	181.41	322.23	386.89	649.47
d) Finance cost	1.51	27.29	10.92	28.80	32.37	51.75
e) Depreciation and amortisation expense	58.14	53.10	58.78	111.24	115.95	223.61
f) Other expense	567.56	621.81	430.29	1,189.37	1,691.35	2,718.95
Total expenses	804.95	952.17	763.93	1,757.12	2,595.91	4,638.40
3. Profit before tax (1-2)	3,726.25	4,132.77	2,181.14	7,859.02	9,292.79	13,393.43
4. Tax expense:						
a) Current tax (net of prior year tax adjustments)	1,026.66	1,044.01	629.41	2,070.67	3,330.00	3,487.53
b) Deferred tax charge / (Credit)	(51.25)	(218.70)	(44.40)	(269.95)	(113.57)	(321.95)
4. Tax expense:	975.41	825.31	585.01	1,800.72	3,216.43	3,165.58
5. Profit from continuing operations (3-4)	2,750.84	3,307.46	1,596.13	6,058.30	6,076.36	10,227.85
6. Discontinued Operations (refer note 6)						
a) Profit/ (Loss) before tax from discontinued operations	(299.39)	1,36,748.16	(1,776.71)	1,36,448.77	(2,295.07)	8,481.14
b) Tax expense/ (benefit) of discontinued operations	(120.99)	19,355.99	(426.41)	19,235.00	(547.00)	2,035.47
7. Profit/ (Loss) after tax from discontinued operations [(a)-(b)]	(178.40)	1,17,392.17	(1,350.30)	1,17,213.77	(1,748.07)	6,445.67
8. Net profit after tax (5+7)	2,572.44	1,20,699.63	245.83	1,23,272.07	4,328.29	16,673.52
9. Other comprehensive income						
Items that will not be reclassified to profit or loss						
Remeasurement (loss)/gain on defined benefit plans	(0.12)	(0.13)	(0.12)	(0.25)	(19.44)	(0.50)
Income tax relating to remeasurement of defined benefit plans	0.03	0.03	0.03	0.06	5.66	0.12
Other comprehensive income, net of tax	(0.09)	(0.10)	(0.09)	(0.19)	(13.78)	(0.38)
10. Total comprehensive income (8+9)	2,572.35	1,20,699.53	245.74	1,23,271.88	4,314.51	16,673.14
11. Paid up equity share capital - (face value of Rs.2 each)	991.45	991.45	991.45	991.45	991.45	991.45
12. Reserves i.e. other equity						76,768.50
13. Earnings per share for continuing operations						
Basic and Diluted (Rs.)	5.55	6.67	3.22	12.22	12.26	20.63
14. Earnings per share for discontinued operations						
Basic and Diluted (Rs.)	(0.36)	236.81	(2.72)	236.45	(3.53)	13.00
15. Earnings per share for continuing and discontinued operations						
Basic and Diluted (Rs.)	(not annualised) 5.19	(not annualised) 243.48	(not annualised) 0.50	(not annualised) 248.67	(not annualised) 8.73	(annualised) 33.63



STANDALONE STATEMENT OF ASSETS AND LIABILITIES AS AT SEPTEMBER 30, 2025.

Particulars	Rs.in Lakhs	
	Sept 30, 2025 (Unaudited)	March 31, 2025 (Audited)
ASSETS		
Non-current assets		
Property, plant and equipment		
Capital work-in-progress	742.70	680.59
Investment property	349.62	343.56
Intangible assets	10,771.67	10,821.45
Financial assets	34.91	42.96
(a) Investment in subsidiaries (refer note 4)		
(b) Other investments	87.46	3,939.99
(c) Loans	24.11	23.30
(d) Other financial assets	-	2,965.67
Income tax assets (net)	17,642.58	1,424.80
Other non-current assets	-	106.72
Total Non-current assets	2,154.32	2,096.95
Current assets	31,807.37	22,445.99
Inventories		
Financial assets	67.78	70.34
(a) Trade receivables		
(b) Cash and cash equivalents	81.63	208.22
(c) Other bank balances (other than (b) above)	220.73	571.32
(d) Loans	4,462.40	2,469.21
(e) Other financial assets	1,85,628.87	77,720.00
Other current assets	7,571.60	2,067.02
Total current assets	304.33	137.74
Non current assets held for sale (refer note 4)	1,98,337.34	83,243.85
TOTAL ASSETS	9,635.81	7,678.27
EQUITY AND LIABILITIES	2,39,780.52	1,13,368.11
Equity		
Equity share capital		
Other equity	991.45	991.45
Total Equity	1,95,083.13	76,768.50
Liabilities	1,96,074.58	77,759.95
Non-current liabilities		
Financial liabilities		
Other financial liabilities		
Provisions	-	1,017.13
Deferred tax liabilities (net)	9,300.16	9,296.81
Non-current tax liabilities (net)	172.96	442.91
Total non-current liabilities	19,159.78	-
Current liabilities	28,632.90	10,756.85
Financial liabilities		
(a) Trade payables		
- Total outstanding dues of micro enterprises and small enterprises		
- Total outstanding dues of creditors other than micro enterprises and small enterprises		
(b) Other financial liabilities	2,985.06	1,686.50
Other current liabilities	1,012.97	2,636.32
Provisions	228.09	295.37
Total current liabilities	146.92	146.92
Liabilities associated with non current assets held for sale (Refer note 4 & 6)	4,373.04	4,765.11
TOTAL LIABILITIES	10,700.00	20,086.20
TOTAL EQUITY AND LIABILITIES	43,705.94	35,608.16
	2,39,780.52	1,13,368.11



STANDALONE STATEMENT OF CASH FLOWS FOR THE HALF YEAR ENDED SEPTEMBER 30, 2025

Rs.in Lakhs

Particulars	Sept 30, 2025 (Unaudited)	Sept 30, 2024 (Unaudited)
(A) CASH FLOW FROM OPERATING ACTIVITIES		
Profit before Tax from continuing operations	7,859.02	9,292.79
Profit/ (Loss) before tax from discontinued operations	1,36,448.77	(2,295.07)
Profit before Tax	1,44,307.79	6,997.72
Adjustments for:		
Depreciation and amortisation expense	111.24	803.58
Dividend Income	-	(0.07)
Provision for doubtful debts/advances/contingencies	394.64	19.83
(Profit) / loss on sale of property, plant and equipment (net)	(1,39,072.30)	(6,366.04)
(Gain) / loss on fair valuation measurement of financial assets	(0.81)	(0.54)
Liabilities / provisions no longer required written back	(121.02)	(27.93)
Interest Income	(6,377.70)	(3,116.75)
Unrealised (gain) / loss on foreign exchange fluctuation (net)	51.68	12.45
Finance cost	29.36	39.80
Operating profit before working capital changes	(677.12)	(1,637.95)
Changes in working capital:		
Decrease in trade receivables and financial / other assets	1,642.43	808.60
Decrease in inventories	2.56	852.76
(Increase) in trade payables, financial / other liabilities and provisions	(1,359.51)	(1,278.29)
Cash used in from operations	(391.64)	(1,254.88)
Income Taxes paid (net of refunds)	(2,039.11)	(863.65)
Net cash used in operating activities - (A)	(2,430.75)	(2,118.53)
(B) CASH FLOW FROM INVESTING ACTIVITIES		
Acquisition of property, plant and equipment	(85.90)	(61.88)
Proceeds from sale of property, plant and equipment	1,14,904.02	1,779.15
Advance received against sale of land	-	31,801.73
Advance received against divestment of Subsidiary	10,700.00	-
Investment in bank deposits	(25,971.60)	(3,250.52)
Redemption of bank deposits	6,439.51	2,220.26
Loan to subsidiary:		
- Given	(1,150.00)	(3,750.00)
- Realised	4,650.00	2,950.00
Loan to Other Company:		
- Given	(1,43,275.00)	(58,200.00)
- Realised	34,970.00	26,828.00
Interest received	5,866.68	3,317.97
Dividend received	-	0.07
Net cash generated from investing activities - (B)	7,047.71	3,634.78
(C) CASH FLOW FROM FINANCING ACTIVITIES		
Proceeds / (repayment) of short term borrowings	-	25.86
Interest paid	(29.36)	(39.80)
Dividend paid	(4,938.19)	(1,982.90)
Net cash used in financing activities - (C)	(4,967.55)	(1,996.84)
(D) Net (decrease) / increase in cash and cash equivalents (A+B+C)	(350.59)	(480.59)
(E) Cash and cash equivalents as at the beginning of the year	571.32	536.06
(F) Cash and cash equivalents as at the end of the year (D+E)	220.73	55.47



Notes:

- 1 The above unaudited standalone financial results have been prepared in accordance with Indian Accounting Standards ('Ind AS') prescribed under Section 133 of the Companies Act, 2013 and other accounting principles generally accepted in India and in terms of Regulation 33 of the SEBI (Listing Obligations and Disclosure Requirements) Regulations, 2015. These unaudited standalone financial results for the quarter and half year ended September 30, 2025 have been reviewed by the Audit Committee and approved by the Board of Directors of the Company at its meeting held on November 13, 2025. These unaudited standalone financial results have been subjected to limited review by the Statutory Auditors of the Company and the Statutory Auditors have expressed an unmodified conclusion.
- 2 As per Ind AS 108 'Operating segments', the Company has disclosed the segment information only as part of the unaudited consolidated financial results.
- 3 The figures for the previous Quarter/ half year/ year have been regrouped/rearranged wherever necessary to conform to the current Quarter/ half year classification.
- 4 Pursuant to the approval of the Board of Directors of the Company in their meeting held on May 2, 2025 and subsequent approval by the shareholders of the Company on June 12, 2025, the Company decided divestment of its entire equity shareholding held by the Company in IDL Explosives Limited, wholly-owned subsidiary of the Company, in favour of Apollo Defence Industries Private Limited (Apollo) for an aggregate consideration of Rs.10,700 lakhs as per the Share Purchase Agreement dated May 2, 2025 entered into between the Company, Apollo and IDL Explosives Limited. In accordance with the terms of the agreement, the entire equity consideration amount of Rs. 10,700 lakhs has been received by the Company during the period. Accordingly, the investment in IDL Explosives Limited has been reclassified as 'Assets Held for Sale' in the unaudited standalone financial results, in accordance with applicable Indian accounting standards.
- 5 Pursuant to the approval by the Board of Directors, the Company had entered into a Memorandum of Understanding (MoU) with Squarespace Builders Private Limited, Hyderabad, on March 27, 2024. This MoU pertains to the sale of the Company's scheduled property of 264.50 acres of land situated in Kukatpally, Hyderabad [out of which 32 acres of land was under joint development agreement (JDA)]. During the period, the Company has sold 4.15 acres of land forming part of JDA and 115 acres out of remaining portion of land and recognised gain of Rs. 1,955.18 lakhs (September 30, 2024 Rs. 6,293.18 lakhs) and Rs. 1,37,121.69 lakhs (September 30, 2024 Rs. Nil) which forms part of other Income under Income from continuing Operations and Income from discontinued operations, respectively. As of September 30, 2025, a total of 142.65 acres of land have been sold by the Company.



- 6 The Company had entered into a Memorandum of Understanding on March 27, 2024 with Squarespace Builders Private Limited, Hyderabad for sale of the Company's Scheduled Property of 264.50 acres of land situated at Kukatpally, Hyderabad, for a total consideration of Rs. 3,41,800 lakhs.

The board of directors on November 28, 2024 decided to cease the detonators and other blasting devices manufacturing operations at Kukatpally, Hyderabad and initiated the requisite approval for the same.

As at September 30, 2025 and March 31, 2025, the Company has presented the detonators and other blasting devices manufacturing operations as "Discontinued operation" and its related assets as "assets held for sale" and liability as "Liabilities directly associated with the assets held for sale" and valued it at lower of carrying value and fair value less cost to sell in accordance with the IND AS 105 (Non-current assets held for sale and discontinued operations).

Further, the net results of detonators and other blasting devices manufacturing operations have been disclosed separately as discontinued operation as required by Ind AS 105. Consequently, the Company's unaudited standalone financial results for the quarter and half year ended September 30, 2025 and audited standalone financial results for the year ended March 31, 2025 presented pertains to its continuing operations only and for that purpose the Company's unaudited standalone financial results for the quarter ended June 30, 2025, September 30, 2024 and half year ended September 30, 2024 has been restated accordingly to make them comparable.

The results of discontinued operations are presented below:

Particulars	Quarter ended (Unaudited)			Half Year ended (Unaudited)		Rs. in Lakhs
						Year ended (Audited)
	Sept 30, 2025	June 30, 2025	Sept 30, 2024	Sept 30, 2025	Sept 30, 2024	March 31, 2025
1. Income (Refer note 5)	209.10	1,37,325.35	824.90	1,37,534.45	2,324.53	18,577.34
2. Expenses	508.49	577.19	2,601.61	1,085.68	4,619.60	10,096.20
3. Profit / (Loss) before tax (1-2)	(299.39)	1,36,748.16	(1,776.71)	1,36,448.77	(2,295.07)	8,481.14
4. Tax expense / (benefit)	(120.99)	19,355.99	(426.41)	19,235.00	(547.00)	2,035.47
5. Profit / (Loss) after tax (3-4)	(178.40)	1,17,392.17	(1,350.30)	1,17,213.77	(1,748.07)	6,445.67

- 7 Pursuant to the approval of the Board of Directors of the Company in their meeting held on August 29, 2025, the Company has in principle decided to acquire thermal power operations of Hinduja National Power Corporation Limited.
- 8 The above unaudited standalone financial results are also available on the Stock Exchanges website i.e. www.bseindia.com, www.nseindia.com and the Company's website www.goclcorp.com.

Hyderabad
November 13, 2025



By Order of the Board
For GOCL Corporation Limited

Ravi Jain

Ravi Jain
Whole Time Director and Chief Financial Officer
DIN : 09184688