



GRAVITA INDIA LTD.

Corp. Office :Gravita Tower, A-27 B, Shanti Path,
Tilak Nagar, JAIPUR-302004, Rajasthan (INDIA)
Phone : +91-141-2623266, 2622697 FAX : +91-141-2621491
Web : www.gravitaindia.com
CIN:- L29308RJ1992PLC006870

08th May, 2026
GIL/2026-27/12

To,

The BSE Limited Phiroze Jeejeebhoy Towers Dalal Street, Mumbai- 400 001 Fax No.: 022-22721919 Scrip Code- 533282	The Listing Department The National Stock Exchange of India Ltd. Exchange Plaza, C-1, Block G, Bandra- Kurla Complex Bandra(east) Mumbai- 400 051 Fax No.: 022-2659 8120 Company Code- GRAVITA
--	---

Dear Sir / Madam,

Subject: Submission of copy of Newspaper Advertisement of Financial Results

Pursuant to Regulation 47 of Securities and Exchange Board of India (Listing Obligations and Disclosure Requirements) Regulations, 2015. We hereby enclosed copies of Newspaper Advertisement published regarding extract of Audited Financial Results for the quarter and year ended 31st March, 2026 in following newspaper:

1. Financial Express (English Edition)
2. Business Standard (English Edition)
3. Nafa Nuksan (Hindi Edition)
4. Business Remedies (Hindi edition)
5. Economic Times (English Edition)

This is for your information and record.

Yours Faithfully
For **Gravita India Limited**

Nitin Gupta
(Company Secretary)
FCS-9984

Encl: As above

Regd. Office:

'SAURABH', Chittora Road, Diggi-Malpura Road
Tehsil: Phagi, JAIPUR- 303 904, Raj. (INDIA)
Phone: +91-141-2623266, 2622697 FAX : +91-141-2621491
Email: companysecretary@gravitaindia.com

CORRIGENDUM TO THE NOTICE OF EXTRA-ORDINARY GENERAL MEETING TO BE HELD ON TUESDAY, 12th MAY, 2026 AT 05.00 P.M. (IST)

MosChip Technologies Limited ("the Company") had, on April 20, 2026, circulated the Notice of the Extra-Ordinary General Meeting ("EGM"), dated April 16, 2026 ("EGM Notice"), to its shareholders through electronic mode. The EGM is scheduled to be convened on Tuesday, May 12, 2026, at 05:00 P.M. (IST) via Video Conferencing ("VC") / Other Audio-Visual Means ("OAVM") to transact the business as mentioned in detail in the Notice.

The Company hereby issues this Corrigendum to the EGM Notice ("Corrigendum") in accordance with the suggestions/comments received from the Stock Exchange(s) pertaining to certain points in the Explanatory Statement annexed to the EGM Notice.

ITEM No-1. APPROVAL FOR ISSUANCE OF 50,50,686 EQUITY SHARES OF THE COMPANY ON PREFERENTIAL BASIS FOR CONSIDERATION OTHER THAN CASH TO THE SHAREHOLDERS OF VAYAVYALABSPRIVATE LIMITED;

1. Point No "J" on page no 20 of the notice.
 2. Point No "N" on page no 21 & 22 of the notice - (N. The names of the Proposed Allottee and the percentage of post preferential offer capital that may be held by them;)
 3. Annexure A - Pre & Post shareholding pattern on page no. 26 & 27 of the notice
- Except as detailed in this corrigendum, all other contents of the EGM Notice shall remain unchanged. Accordingly, all the concerned shareholders, stock exchanges, depositories, registrar and share transfer agent, agencies appointed for e-voting, other authorities, regulators and all other convened persons are requested to take note of the above modification.

A detailed copy of this Corrigendum and the EGM Notice shall be available on the Company's website at www.moschip.com. Stock Exchanges websites (www.bseindia.com and www.nseindia.com) and on the website of Registrar and Share Transfer Agent at <https://www.kfintech.com>

By Order of the Board of Directors
 For MosChip Technologies Limited
 Sd/-
Suresh Bachalakura
 Company Secretary
 M.No: A39381

Place: Hyderabad
 Date: May 07, 2026

"IMPORTANT"

Whilst care is taken prior to acceptance of advertising copy, it is not possible to verify its contents. The Indian Express (P) Limited cannot be held responsible for such contents, nor for any loss or damage incurred as a result of transactions with companies, associations or individuals advertising in its newspapers or Publications. We therefore recommend that readers make necessary inquiries before sending any monies or entering into any agreements with advertisers or otherwise acting in any manner whatsoever.



Growing Legacies



Firstsource Solutions Limited

EXTRACT OF THE CONSOLIDATED AUDITED FINANCIAL RESULTS FOR THE QUARTER AND YEAR ENDED MARCH 31, 2026

(₹ in millions, except per share data and per equity data)

Sr. No.	Particulars	Quarter ended			Year ended	
		March 31, 2026	December 31, 2025	March 31, 2025	March 31, 2026	March 31, 2025
		Audited	Audited	Audited	Audited	Audited
1	Total Income	25,817.46	24,466.97	21,635.76	95,638.47	79,794.47
2	Net Profit / (Loss) for the period/year (before Tax, Exceptional and/or Extraordinary items)	2,606.03	2,518.22	2,017.13	9,480.77	7,318.42
3	Net Profit / (Loss) for the period/year before tax (after Exceptional and/or Extraordinary items)	2,606.03	1,516.77	2,017.13	8,498.43	7,406.51
4	Net Profit / (Loss) for the period/year after tax (after Exceptional and/or Extraordinary items)	2,052.45	1,203.29	1,606.86	6,744.12	5,944.51
5	Total Comprehensive Income for the period/year	2,846.63	1,197.53	1,420.73	6,536.31	6,377.08
6	Paid-up equity share capital	6,969.91	6,969.91	6,969.91	6,969.91	6,969.91
7	Reserves (excluding Revaluation Reserve) as shown in the Audited Balance Sheet				36,875.39	34,006.39
8	Earnings Per Share (of ₹10/- each)					
	a. Basic:	2.97	1.74	2.33	9.77	8.63
	b. Diluted:	2.91	1.71	2.28	9.56	8.42

Notes:

1. Additional Information on standalone financial results (Audited) is as follows:

Particulars	Quarter ended			Year ended	
	March 31, 2026	December 31, 2025	March 31, 2025	March 31, 2026	March 31, 2025
	Total income	7,822.80	7,629.69	6,383.31	29,244.95
Net profit before tax and after exceptional items	1,876.21	714.33	1,254.93	5,432.32	5,338.96
Net profit after tax and before other comprehensive income	1,400.34	588.06	923.49	4,321.03	4,270.44

2. The Company through its wholly owned subsidiary Firstsource Health Plans and Healthcare Services, LLC on January 13, 2026, has acquired 100% ownership in Jaye Inc. d/b/a TeleMedik ("Telemedik") for a purchase consideration not to exceed USD 3 million (as per Share Purchase Agreement), including contingent consideration of USD 1 million. Telemedik, a Puerto Rico based outsourced service provider offering healthcare and telehealth solutions. Of the purchase consideration paid, ₹ 57.66 million has been allocated to the fair value of identified net assets and ₹ 146.02 million has been allocated to goodwill.
3. The above is an extract of the detailed format of Audited Financial Results for the quarter and year ended March 31, 2026 filed with the stock exchanges under Regulation 33 of the SEBI (Listing Obligations and Disclosure Requirements) Regulations, 2015. The full format of the standalone and consolidated Financial Results for the quarter and year ended March 31, 2026 are available on the Stock Exchanges websites (www.bseindia.com and www.nseindia.com) and Company website (www.firstsource.com).



By order of the board
 For Firstsource Solutions Limited
 Sd/-
Ritesh Mohan Idnani
 Managing Director and CEO

Place : Mumbai, India
 Date : May 6, 2026
 CIN: L64202MH2001PLC134147
 Registered office: 1st Floor, Athena Towers, Mindspace, Goregaon West, Mumbai, Maharashtra, India, 400063
 Tel: + 91 22 66660888 • web: www.firstsource.com • email: complianceofficer@firstsource.com

Adfactors 46/26

KRYSTAL INTEGRATED SERVICES LIMITED

Registered Office: Krystal House, 15A/17, Shivaji Fort CHS, Duncans Causeway Road, Mumbai -400 022
 CIN: L74920MH2000PLC129827
 Tel. No.: +9122 4353 1234, +9122 47471234, Website: www.krystal-group.com

AUDITED FINANCIAL RESULTS FOR THE QUARTER AND YEAR ENDED 31st MARCH, 2026

(All Amounts are ₹ in Millions unless otherwise stated)

Sr. No.	Particulars	STANDALONE				CONSOLIDATED					
		QUARTER ENDED		YEAR ENDED		QUARTER ENDED		YEAR ENDED			
		31 st Mar 2026	31 st Dec 2025	31 st Mar 2025	31 st Mar 2025	31 st Mar 2026	31 st Dec 2025	31 st Mar 2025	31 st Mar 2025		
1	Total income from operations (net)	3,061.28	2,598.02	3,736.19	10,947.49	11,199.35	3,649.38	3,058.56	4,131.02	12,772.75	12,127.84
2	Net Profit (+) / Loss (-) for the period (before tax, exceptional and / or extraordinary items)	191.16	158.94	242.65	667.89	722.39	217.34	182.16	256.72	749.26	755.32
3	Net Profit (+) / Loss (-) for the period before tax (after exceptional and / or extraordinary items)	191.16	158.94	242.65	667.89	722.39	217.34	182.16	256.72	749.26	755.32
4	Net Profit (+) / Loss (-) for the period after tax (after exceptional and / or extraordinary items)	168.02	142.43	161.04	583.34	602.16	188.49	158.99	169.33	643.51	625.15
5	Total Comprehensive income for the period (Comprising Profit (+) / Loss (-) for the period (after tax) and Other Comprehensive Income (after tax))	174.22	143.60	163.49	580.05	603.57	194.84	159.94	171.76	640.41	626.93
6	Paid-up equity share capital (Face Value per share Rs.10/-)	139.72	139.72	139.72	139.72	139.72	139.72	139.72	139.72	139.72	139.72
7	Reserve (excluding Revaluation) Reserves as shown in Audited Balance Sheet of previous accounting year	-	-	-	4,729.93	4,170.84	-	-	-	4,851.82	4,232.37
8	Earnings Per Share (EPS)										
	Basic (not annualised for Quarters) (Absolute Value)	12.03	10.19	11.53	41.75	43.10	13.49	11.38	12.12	45.94	44.61
	Diluted (not annualised for Quarters) (Absolute Value)	12.03	10.19	11.53	41.75	43.10	13.49	11.38	12.12	45.94	44.61

- Notes:**
1. The above is an extract of the detailed format of audited consolidated and standalone financial results for quarter and year ended 31st March 2026 filed by the Company with the Stock Exchanges under Regulation 33 of the SEBI (Listing Obligations and Disclosure Requirements) Regulations, 2015.
 2. The above results have been reviewed by the Audit Committee on 7th May, 2026 and approved by the Board of Directors at their meeting held on 7th May, 2026. The Statutory Auditors have expressed an unmodified opinion on these results.
 3. The Board of Directors of the company has recommended a Final dividend of Rs. 150/- per equity share (i.e. 15%) of the Face Value of Rs.10/- each for the financial year ended 31st March 2026, subject to the approval of the members at the ensuing Annual General Meeting.
 4. Previous period's / year's figures have been regrouped/reclassified wherever necessary, in line with current period's classification.
 5. The full format of the consolidated and standalone financial results for quarter and year ended 31st March 2026 are available on the Stock Exchange websites. (www.bseindia.com and www.nseindia.com) and also on Company's website at www.krystal-group.com and can also be accessed by scanning the Quick Response code available below.



For & on behalf of the Board of Directors
 Sd/-
(Sanjay Suryakant Dighe)
 CEO & Whole-time Director
 DIN: 02042603

Place : Mumbai
 Date : 7th May, 2026

GRAVITA **Recycling**
 AN INDIAN MULTINATIONAL COMPANY
 For A Better Tomorrow

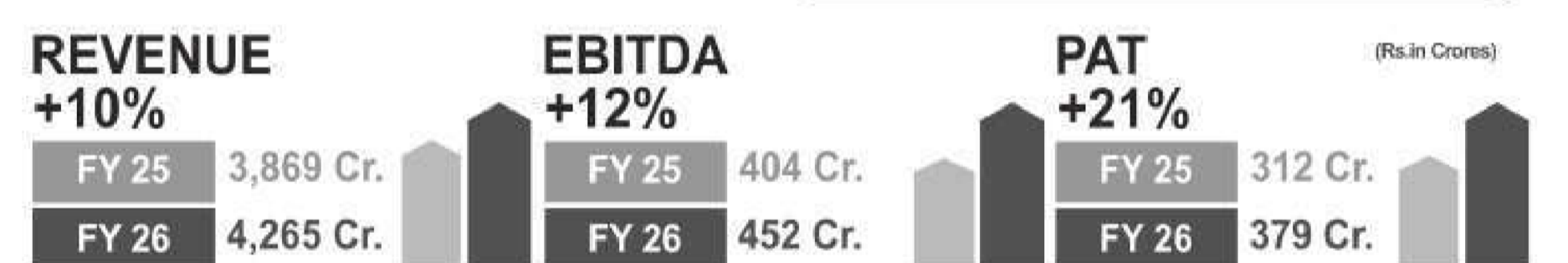
GLOBAL FOOTPRINT
 Network Spread Over 70+ Countries Across 8 Continents

14 ECO CONSCIOUS
 State-of-the-art Manufacturing Facilities

RECYCLING DNA
 33 Years | 7 Business Verticals

At Gravita, we understand that responsible recycling not only creates sustainable value for the green economy but also for all our stakeholders. We have maintained a growth trajectory and are confident to keep progressing on our vision:
"To be the most valuable company in the recycling space globally."

We recycle to save environment



Statement of Consolidated Audited Financial Results for the Quarter and Year Ended 31st March, 2026 (Rs. In Crores)

S.no	Particulars	Quarter Ended 31.03.2026	Quarter Ended 31.12.2025	Quarter Ended 31.03.2025	Year Ended 31.03.2026	Year Ended 31.03.2025
		Refer Note (C)	(Unaudited)	Refer Note (C)	(Audited)	(Audited)
1	Total Income	1,181.82	1,028.76	1,072.82	4,342.20	3,980.61
2	Net Profit/(Loss) for the period (Before Tax, Exceptional and/or Extraordinary Items, Share of Loss of Associate)	105.95	115.09	114.57	448.25	363.46
3	Net Profit/(Loss) for the period Before Tax (After Exceptional Items and/or Extraordinary Items)	105.95	115.09	114.57	448.25	363.46
4	Net Profit / (Loss) for the period After Tax (After Exceptional and/or Extraordinary Items)	91.81	97.49	94.92	378.33	312.90
5	Total Comprehensive Income for the period	74.26	118.21	82.51	418.78	296.25
6	Equity Share Capital (Face value per share Rs. 2/-)	14.76	14.76	14.76	14.76	14.76
7	Reserves (Excluding Revaluation Reserve)				2,436.87	2,955.15
8	Earnings Per Share (After Tax & minority interest) (of Rs.2/- each)					
	(a) Basic:	12.62	13.41	13.04	52.02	45.11
	(b) Diluted:	12.62	13.41	13.04	52.02	45.11

Key Numbers of Audited Standalone Financial Results (Rs. In Crores)

1	Turnover (Net Sales)	914.60	863.79	860.29	3,481.37	3,222.77
2	Profit Before Tax	84.12	90.29	91.05	362.58	232.92
3	Profit After Tax	69.67	72.18	73.52	297.02	194.13

- NOTES:**
- (A) The above is an extract of the detailed format of quarter & year ended results filed with the Stock Exchanges under Regulation 33 of the SEBI (Listing and Other Disclosure Requirements) Regulations 2015. The full format of the quarter & year ended results are available on the website of the Stock Exchanges viz. www.bseindia.com and www.nseindia.com. The same is also available on the website of the company viz. www.gravitaindia.com.
 - (B) The above results have been reviewed by the Audit Committee approved by the Board of Directors at their meeting held on 07th May 2026
 - (C) Figures for the quarters ended March 31, 2026 and March 31, 2025 are the balancing figures between audited figures for the financial year and the reviewed year of date published unaudited figures upto the third quarter of the respective financial years.

Place: Jaipur
 Date: 07th May 2026

Gravita India Limited
 CIN: L29308RJ1992PLC006870
 Registered Office: Saurabh, Chittora Road, Harsulia Mod, Diggi Malpura Road, Tehsil - Phagi, Jaipur 303904 (Raj.)
 Telephone: +91-141-4057700 | Email: companysecretary@gravitaindia.com
 Website: www.gravitaindia.com

For Gravita India Limited
 Sd/-
Yogesh Malhotra
 Whole-time Director & CEO
 DIN: 05332393

PUBLIC ANNOUNCEMENT

THIS IS A PUBLIC ANNOUNCEMENT FOR INFORMATION PURPOSES ONLY AND IS NOT A PROSPECTUS ANNOUNCEMENT AND DOES NOT CONSTITUTE AN INVITATION OR OFFER TO ACQUIRE, PURCHASE OR SUBSCRIBE TO SECURITIES. NOT FOR RELEASE, PUBLICATION OR DISTRIBUTION DIRECTLY OR INDIRECTLY, OUTSIDE INDIA.



SUSAN ELECTRICALS INDIA LIMITED

Corporate Identity Number: U31908DL2007PLC171215

Our Company was incorporated as "Suvish Insulation Private Limited" on December 10, 2007, under the provisions of the Companies Act, 1956, pursuant to a Certificate of Incorporation issued by Registrar of Companies, National Capital Territory of Delhi and Haryana. Pursuant to a Special Resolution passed by the shareholders at the Extraordinary General meeting held on January 06, 2010 the name of our Company was changed from "Suvish Insulation Private Limited" to "Susan Electricals India Private Limited" vide a fresh certificate of incorporation dated January 13, 2010, issued by the Registrar of Companies, National Capital Territory of Delhi and Haryana. Subsequently, our Company was converted from private limited to public limited, pursuant to special resolution passed by the shareholders of the Company at the Extraordinary General Meeting held on November 26, 2025 and the name of our Company was changed from "Susan Electricals India Private Limited" to "Susan Electricals India Limited" vide fresh certificate of incorporation dated December 05, 2025 issued by the Registrar of Companies, Central Processing Centre. The Corporate identification number of our Company is U31908DL2007PLC171215.

Registered Office: 1703, Nirmal Tower, 26, Barakhamba Road, Connaught Plaza, New Delhi, India, 110001.
Corporate office: E5, Inika, 2nd Floor, Near Kamal Dhaba, Chander Nagar, Ghaziabad, Uttar Pradesh, India, 201011
Contact Person: Reshma Shukla, Company Secretary & Compliance Officer.
Tel No: 0120-4331296 | **E-mail:** office@seil.net.in | **Website:** <https://seil.net.in>

OUR PROMOTERS: VISHAL JAIN AND MAHAK JAIN
NOTICE TO INVESTORS ("NOTICE")

In reference to the Draft Red Herring Prospectus dated February 28, 2026 ("DRHP") filed with SME Platform of BSE ("BSE SME"), potential bidders/investors should note the following:
 Mahak Jain (Promoter) of Susan Electricals India Limited ("Company") has transferred 6,65,010 equity shares of the Company by way of gift, through off market transaction on May 06, 2026 to below mentioned transferee (classified in promoter category):

Date of Transfer	Name of Transferor	Name of Transferee	Nature of Transaction	No. of shares transferred	Percentage of Pre-issue share capital of the Company	Price per share (₹)	Consideration (In ₹)	Category of the Transferee
May 06, 2026	Mahak Jain	Vishal Jain	Off market Gift Transfer	6,65,010	4.27%	NIL	NIL	Promoter

Please note that the Equity Share transferred pursuant to the Secondary Transfer, being the pre-issue equity share capital shall be subject to Lock-in, in accordance with terms of Regulation 239 of the SEBI (ICDR) Regulations, 2018.

Further, the aforementioned transferee is connected to the issuer company or its promoters, promoter group, directors or KMPs of the company. The above notice is to be read in conjunction with the DRHP. Further, the company will suitably update the relevant section in the Red Herring Prospectus and Prospectus to be filed with ROC, SEBI and BSE, to reflect the factual position pursuant to the Secondary Transfer as on the date of the Red Herring Prospectus and Prospectus.

BOOK RUNNING LEAD MANAGER TO THE ISSUE	REGISTRAR TO THE ISSUE	COMPANY SECRETARY AND COMPLIANCE OFFICER
SEREN CAPITAL Elevate Your Potential SEREN CAPITAL PRIVATE LIMITED Registered Office: Office no. 601 to 605, Raylon Arcade, Kondivita, J.B. Nagar, Mumbai, Maharashtra - 400059 Tel. No.: +91-22-46011058 Email: info@serencapital.in Investor Grievance Email: investor@serencapital.in Website: https://serencapital.in/ Contact Person: Akun Goyal/ Tripti Pathani SEBI Regn. No.: INM000013156 CIN: U66190MH2023PTC413487	MudrARTA MUDRA RTA VENTURES PRIVATE LIMITED Address: B-117, 3rd Floor, DDA Shed, Okhla Industrial Area Phase-1, New Delhi - 110020, India. (a) Tel. No.: 91-9958808069 Email: ipo@mudrarta.com Investor Grievance Email: info@mudrarta.com Website: www.mudrarta.com Contact Person: Akshay Tanwar SEBI Registration Number: INR000004413 CIN: U70200DL2022PTC401399	Susan Wires & Cables Reshma Shukla SUSAN ELECTRICALS INDIA LIMITED Address: 1703, Nirmal Tower, 26, Barakhamba Road, Connaught Plaza, New Delhi, India, 110001. (a) Tel. No.: 0120-4331296 Email: office@seil.net.in Website: https://seil.net.in Investors can contact our Company Secretary and Compliance Officer, Lead Managers or Registrar to the Issue, in case of any pre-issue or post-issue related problems, such as non-receipt of letter of allotment, non-credit of allotted Equity shares in the respective beneficiary account, non-receipt of refund orders and non-receipt of funds by electronic mode etc.

All capitalized terms used herein and not specifically defined shall have the same meaning as ascribed to them in the DRHP.

On behalf of the Board of Directors
 For SUSAN ELECTRICALS INDIA LIMITED
 Sd/-
Reshma Shukla
 Company Secretary and Compliance Officer

Place: Delhi
 Date: May 07, 2026

SUSAN ELECTRICALS INDIA LIMITED is proposing, subject to applicable statutory and regulatory requirements, receipt of requisite approvals, market conditions and other considerations, to undertake an initial public offer of its Equity Shares and has filed the DRHP dated February 28, 2026 with BSE SME. The DRHP is available on the website of BSE at www.bseindia.com and on the website of the BRML, i.e. Seren Capital Private Limited at www.serencapital.in and the website of our Company at <https://seil.net.in>. Any potential investors should note that investment in equity shares involves a high degree of risk and for details relating to the same, please refer to the Red Herring Prospectus including the section titled "Risk Factors" beginning on page 26 of the Draft Red Herring Prospectus.

The Equity Shares have not been and will not be registered under the U.S. Securities Act of 1933, as amended (the "Securities

Bhavish Aggarwal's second coming?

The Ola Electric founder is attempting to rediscover his mojo and galvanise the market for electric motorcycles

SURAJEET DAS GUPTA
New Delhi, 7 May

There have been at least five ice ages in Earth's history going back millions of years. Bhavish Aggarwal has tried to disrupt the most recent one for the last few years — that's a play on the acronym for internal combustion engine — but the attempts failed. Now the Ola Electric founder is having one more go at upending the long reign of engines that run on dirty fossil fuel.

Aggarwal is looking to do so by offering consumers electric motorcycles at aggressive pricing to push mass volumes.

The strategy is not new — three years ago he challenged the big boys TVS and Bajaj by being first off the block to sell electric scooters in large volumes, offering cheap prices and discounts. Coming from nowhere, the company grabbed over 36 per cent share of the electric two-wheeler market in FY24, zooming to the top of the pecking order.

But then serious issues of product quality and poor servicing infrastructure saw consumer complaints mount, and Ola's sales slipped just as dramatically as they had risen. As much as a third of its market share was wiped out — from 36 per cent in FY24 to a mere 12.5 per cent in FY26 — as Ola slipped down the pecking order to number four in the last financial year.

This time around, can the Ola Electric founder avoid his earlier mistakes and find his way back into the electric sweepstakes?

Competitors *Business Standard* spoke to acknowledge that Aggarwal's motorcycles are getting some traction. The battle is being led by two models of the Roadstar X whose deliveries started in Q1 FY26. One is powered by a 4.5 kWh battery and the other by a 9.1 kWh battery with a range of 500 km — the highest for any electric two-wheeler in India.

But the latter's availability is limited — while Ola says that's because it did not anticipate such high demand, especially in north India, analysts say it is facing problems ramping up capacity, especially as it is using new batteries, manufactured by the company, for the bigger range.

As a result, bookings for this model are now open for just one day a week and for a limited period.



Bhavish Aggarwal is planning to offer consumers electric motorcycles at aggressive pricing to push mass volumes

Pricing game

A senior executive at a leading motorcycle company, an Ola competitor, said: "The 4.5 kWh Roadstar X priced now at ₹98,560 provides huge value for money for which currently there is no competing product. What they have done is to offer an electric equivalent of an entry-level 150 cc ICE bike in terms of specifications and performance but at a price of a 100-110 cc ICE bike."

The pricing game is the same for the 9.1 kWh bike which was launched last year. Ola has now slashed its price to ₹139,000 from ₹180,000 earlier. "So you pay only for an electric equivalent of a 110-125 cc ICE bike and get an equivalent electric bike of a 150 cc plus ICE bike with a range of 500 km per charge," he added.

The Roadstar X 4.5 kWh comes with a top speed of 125 km per hour — similar to what an entry-level ICE Pulsar from Bajaj Auto with a 150 cc engine offers. Not only that, it provides a decent range of 250 km in one charge. Even among

electric scooters, competitors are selling a 4 kWh battery powered vehicles at ₹1.4-1.5 lakh — far higher than what they have to fork out for the Roadstar X.

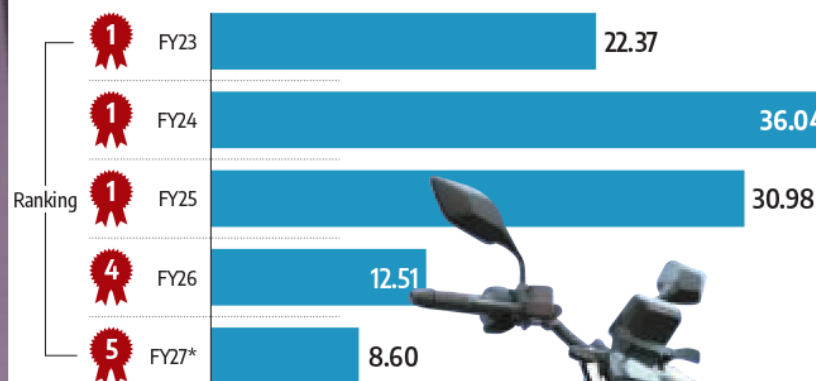
Other electric motorcycle makers will find it difficult to match Ola's price-to-value equation, at least for the time being.

For instance, Revolt RV 400 manufactured by Revolt Motors, with 3.2 kWh battery and a much lower range, is priced at ₹1.3 lakh. Ultraviolet's 7 kWh or 10 kWh electric bike comes with a price tag of ₹2.5-3 lakh but has a far lower range of 211-320 km — at double the price of Roadstar's 9.1 kWh bike. Similarly, Royal Enfield, a big player, is planning to sell its electric bike, the Flying Flea, at ₹2.79 lakh with a 3.9 kWh battery.

While Ola Electric did not disclose sales figures for electric bikes, analysts said it sold a reasonable 3,000-5,000 Roadstars last month. Ola has around 50 per cent of the market share in this

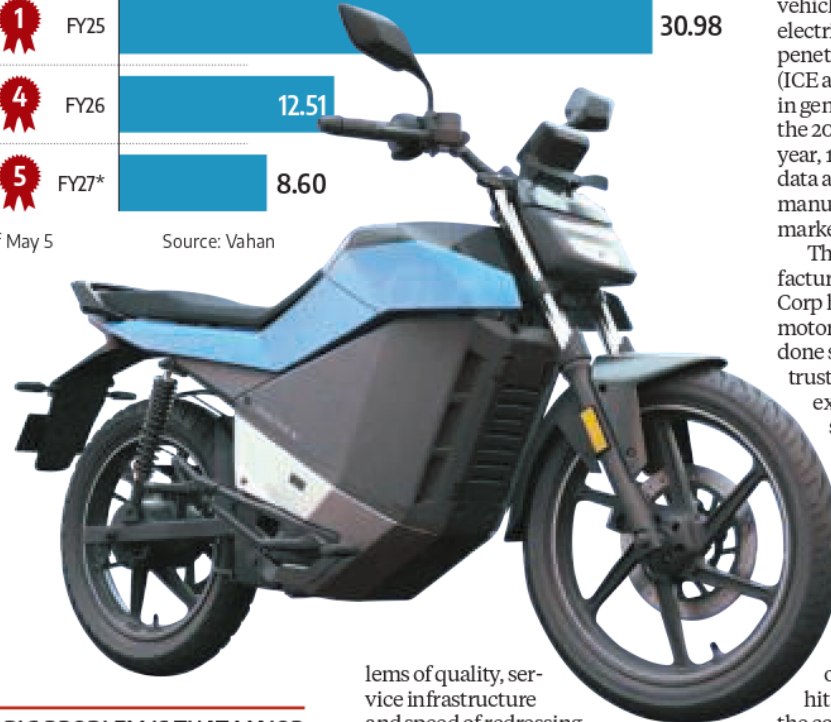
Losing spark

Ola Electric's share in E2W market (%)



*As of May 5

Source: Vahan



THE BIG PROBLEM IS THAT MAJOR MANUFACTURERS LIKE BAJAJ, TVS AND HERO MOTOCORP HAVEN'T JUMPED ON THE ELECTRIC MOTORCYCLE BANDWAGON YET

segment, while in the north this is as high as 70-80 per cent.

Is it sustainable?

Ola faces tough challenges. The CEO of an electric motorcycle maker said: "The price is great but not sustainable in the long run. So you will only lose money like (you did) with electric scooters and, as a public company which has seen its shares falling like nine pins, that's not a good strategy."

The bigger question, he said, is whether Ola has been able to fix its prob-

lems of quality, service infrastructure and speed of redressing consumer complaints, all of which have been a big concern.

Ola Electric executives have a different take. Firstly, Aggarwal said, the company has been able to leverage the advantage of having a shared platform for scooters and bikes, which has made it cheaper to manufacture motorcycles and allowed the company to sell the bikes at attractive price points.

Second, the integration of the cell factory — Ola Electric is the only Indian electric two-wheeler maker that manufactures its own batteries — with the vehicle factory has also helped pare costs, especially for the Roadstar 9.1 kWh model which is powered by a new 4680 lithium ion battery.

Third, making the battery cells in India has helped Ola Electric take its

localisation mark to beyond the 50 per cent threshold needed to qualify for the government's production linked incentives for the Roadstar 4.5 gWh bike. That provides a big 12-14 per cent cost benefit for Ola Electric over its potential rivals, with no other competition in sight, giving it further flexibility in pricing.

Living up to expectations

To be sure, Ola continues to face questions on bike performance and quality. *Auto Car* in its assessment of the bike was critical of the product and its performance, saying it fell "woefully short of expectations".

The fact remains that electric motorcycle sales in the country have been minuscule, at less than 10,000 vehicles annually, compared with electric scooters, which have a market penetration of 17 per cent of all scooters (ICE and electric). However, motorcycles in general are a bigger market — of the 20 million two-wheelers sold last year, 13 million were motorcycles. The data alone would make it hard for manufacturers to ignore this large market for electrification.

The big problem is that major manufacturers like Bajaj, TVS and Hero MotoCorp haven't jumped on the electric motorcycle bandwagon yet. Had they done so, it would have instilled a sense of trust among consumers, which is exactly what happened with electric scooters. In addition, the bulk of the bike market is in rural India, where electricity and charging infrastructure availability are a big question mark.

The big boys are of course preparing quietly for the battle, but they don't seem to be in a hurry. Ather Energy has publicly confirmed that a team is working on an electric motorbike that could hit the road in one or two years. But the company is waiting to see how the Ola foray shapes up first.

Analysts say Hero MotoCorp has entered into a partnership with US manufacturer Zero Motorcycles and is already working on models catering to India. For Bajaj and TVS it is a work in progress.

The big challenge is whether manufacturers will be able to bring down the price of electric motorcycles to ₹70,000-90,000 — the price point at which six million non-electric bikes sell in India every year.

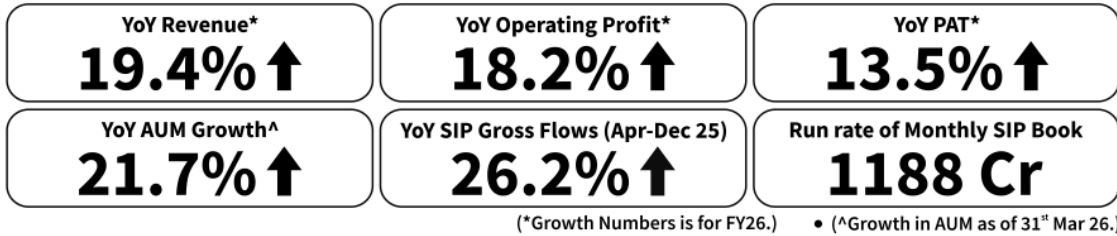
That would clearly require technological innovation to squeeze existing costs of production sharply, if one has to make money that is. It's early days but, this time around, Aggarwal may well have sparked off the battle of electric motorcycles.

PRUDENT CORPORATE ADVISORY SERVICES LIMITED

CIN:L91120GJ2003PLC042458



Registered Office: Prudent House, 3 Devang Park Society, Panjarapole Cross Road, Ambawadi, Ahmedabad - 380015, Gujarat, India. Phone: +91-79-40209600. E-mail: cs@prudentcorporate.com | www.prudentcorporate.com



EXTRACT OF UNAUDITED CONSOLIDATED FINANCIAL RESULTS FOR THE QUARTER AND FULL YEAR ENDED ON 31st MARCH, 2026

(₹ In Crores except for EPS)

Particulars	Consolidated			
	Quarter ended 31/03/2026	Quarter ended 31/03/2025	Year ended 31/03/2026	Year ended 31/03/2025
	Unaudited	Unaudited	Audited	Audited
Total Revenue from Operations	360.6	283.0	1,317.3	1,103.6
Profit before Tax	78.8	69.1	297.9	262.1
Profit after Tax	59.1	51.7	222.1	195.6
Total Comprehensive Income for the period / year	-0.2	0.3	0.1	-1.0
Paid-up Equity Share Capital (FV of Rs. 5/- each)			20.7	20.7
Other Equity (Excluding Revaluation reserve)			862.0	647.0
Earnings Per Share (FV of Rs. 5/- each)				
Basic :	14.28	12.49	53.63	47.25
Diluted :	14.28	12.49	53.63	47.25

* EPS is not annualized for quarter ended periods

Notes: The above is an extract of the detailed quarterly financial results filed with Stock Exchanges under Regulation 33 of SEBI (Listing Obligations and Disclosure Requirements) Regulations, 2015. The full format of the quarterly consolidated financial results and quarterly standalone financial results for the Quarter And Full Year ended on 31st March, 2026 along with the notes, are available on the websites of Stock Exchanges at www.nseindia.com and www.bseindia.com and also on the Company's website at www.prudentcorporate.com.

EXTRACT OF STATEMENT OF UNAUDITED STANDALONE FINANCIAL RESULTS

(₹ In Crores)

Particulars	Standalone			
	Quarter ended 31/03/2026	Quarter ended 31/03/2025	Year ended 31/03/2026	Year ended 31/03/2025
	Unaudited	Unaudited	Audited	Audited
Total Revenue from Operations	347.1	242.5	1,262.2	973.9
Profit before Tax	82.3	48.9	290.5	210.2
Profit after Tax	61.4	36.3	216.6	156.6

An Independent Retail Wealth Management Services Group

₹ 1,19,304Cr Mutual Fund AUM | 20.71 Lacs Unique Retail Investors | 36,880 Mutual Fund Distributors | 37.54 Lacs Live SIPs | 69.24 Lacs Live Follois | 144 Pan India Branches



Place: Ahmedabad
Date: 07 May, 2026

For and behalf of the Board of Directors
Sd/-
Kunal Chauhan - Company Secretary

GRAVITA

AN INDIAN MULTINATIONAL COMPANY

Recycling

For A Better Tomorrow

GLOBAL FOOTPRINT
Network Spread Over 70+ Countries Across 6 Continents

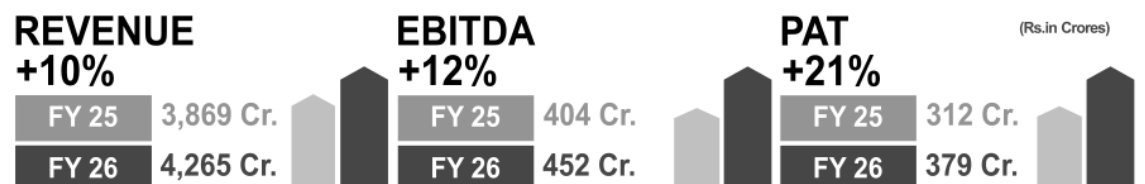
14 ECO CONSCIOUS
State-of-the-art Manufacturing Facilities

RECYCLING DNA
33 Years | 7 Business Verticals

At Gravita, we understand that responsible recycling not only creates sustainable value for the green economy but also for all our stakeholders. We have maintained a growth trajectory and are confident to keep progressing on our vision:

"To be the most valuable company in the recycling space globally."

We recycle to save environment



Statement of Consolidated Audited Financial Results for the Quarter and Year Ended 31st March, 2026						
(Rs. in Crores)						
S.no	Particulars	Quarter Ended 31.03.2026	Quarter Ended 31.12.2025	Quarter Ended 31.03.2025	Year Ended 31.03.2026	Year Ended 31.03.2025
		Refer Note (C)	(Unaudited)	Refer Note (C)	(Audited)	(Audited)
1	Total Income		1,181.62	1,028.76	1,072.82	4,342.20
2	Net Profit/(Loss) for the period (Before Tax, Exceptional and/or Extraordinary Items, Share of Loss of Associate)		105.95	115.09	114.57	448.25
3	Net Profit/(Loss) for the period Before Tax (After Exceptional Items and/or Extraordinary Items)		105.95	115.09	114.57	448.25
4	Net Profit / (Loss) for the period After Tax (After Exceptional and/or Extraordinary Items)		91.81	97.49	94.92	378.33
5	Total Comprehensive Income for the period		74.26	118.21	82.51	418.78
6	Equity Share Capital (Face value per share Rs. 2/-)		14.76	14.76	14.76	14.76
7	Reserves (Excluding Revaluation Reserve)				2,436.87	2,055.15
8	Earnings Per Share (After Tax & minority interest) (of Rs. 2/- each)					
	(a) Basic:		12.62	13.41	13.04	52.02
	(b) Diluted:		12.62	13.41	13.04	52.02

Key Numbers of Audited Standalone Financial Results						
(Rs. in Crores)						
1	Turnover (Net Sales)	914.60	863.79	860.29	3,481.37	3,222.77
2	Profit Before Tax	84.12	90.29	91.05	362.58	232.92
3	Profit After Tax	69.67	72.18	73.52	297.02	194.13

NOTES:

- The above is an extract of the detailed format of quarter & year ended results filed with the Stock Exchanges under Regulation 33 of the SEBI (Listing and Other Disclosure Requirements) Regulations 2015. The full format of the quarter & year ended results are available on the website of the Stock Exchanges viz. www.bseindia.com and www.nseindia.com. The same is also available on the website of the company viz www.gravitaindia.com.
- The above results have been reviewed by the Audit Committee approved by the Board of Directors at their meeting held on 07th May 2026
- Figures for the quarters ended March 31, 2026 and March 31, 2025 are the balancing figures between audited figures for the financial year and the reviewed year of date published unaudited figures upto the third quarter of the respective financial years.

Place: Jaipur
Date: 07th May 2026

Gravita India Limited

CIN: L29308RJ1992PLC006870
Registered Office: Saurabh, Chittora Road, Harsulia Mod, Digi Malpura Road, Tehsil - Phagi, Jaipur 303904 (Raj.)
Telephone: +91-141-4057700 | Email: companysecretary@gravitaindia.com
Website: www.gravitaindia.com



For Gravita India Limited
Sd/-
Yogesh Malhotra
Whole-time Director & CEO
DIN: 05332393

For Your Information

Social Media Users as % of Population (2025)



China - 90%
United Kingdom - 80%
Russia - 74%
United States - 73%
Brazil - 70%
Worldwide Average - 69%
India - 34%
(We Are Social & Meltwater)
Compiled by Nafanuksan Research

अमृत वचन



Thoughts of the time

Hope is brightest when it dawns from fears.

- Sir Walter Scott

Winner work hard to win, losers find an excuse to lose! stop giving excuses!

- Suresh Rathi

रीको और पीडब्ल्यूडी कॉस्ट शेयरिंग मॉडल से करेंगी 38 सड़कों का विकास

जयपुर@का.सं.। रीको द्वारा राज्य के इंडस्ट्रियल क्षेत्रों को बेहतर कनेक्टिविटी एवं इन्फ्रास्ट्रक्चर को सुदृढ़ करने की दिशा में एक महत्वपूर्ण पहल की जा रही है। राज्य के कई रीको इंडस्ट्रियल क्षेत्र स्टेड हाइवेज से जुड़े हुए हैं, जहां इंडस्ट्री के रॉ मटेरियल और तैयार प्रॉडक्ट के सुगम लॉजिस्टिक्स के लिए सड़कों का निर्माण एवं सुदृढ़ीकरण आवश्यक है। इसी आवश्यकता को ध्यान में रखते हुए रीको एवं पीडब्ल्यूडी द्वारा 38 सड़कों का विकास कॉस्ट शेयरिंग मॉडल पर किया जायेगा। इसके अंतर्गत कुल व्यय का 50% भाग रीको द्वारा वहन किया जायेगा। रीको के 36 इंडस्ट्रियल क्षेत्रों की एप्रोच सड़कों की पहचान की गई है, जो सार्वजनिक निर्माण विभाग से संबंधित हैं। इन सड़कों की कुल लंबाई लगभग 205

इंडस्ट्रियल कनेक्टिविटी होगी
मजबूत: 290 करोड़ ₹. की लागत से होगा अप्रोच सड़कों का सुदृढ़ीकरण



किलोमीटर है, जिनके सुदृढ़ीकरण एवं चौड़ीकरण पर लगभग 290 करोड़ रुपये का व्यय होगा। ये सड़कें आबूरोड, अजमेर, बालोतरा, बांसवाड़ा, भरतपुर, भीलवाड़ा, चूरू, दीपा, जयपुर, जालौर, झालावाड़, कोटा, नीमराना, सर्वाई माधोपुर, श्रीगंगानगर

और उदयपुर के इंडस्ट्रियल क्षेत्रों को लाभान्वित करेंगी। इन सड़कों के निर्माण, चौड़ीकरण एवं सुदृढ़ीकरण का कार्य सार्वजनिक निर्माण विभाग के माध्यम से किया जायेगा, जिसमें रीको और पीडब्ल्यूडी की 50-50 प्रतिशत वित्तीय साझेदारी होगी। इससे पूर्व भी रीको ने भिवाड़ी क्षेत्र के इंडस्ट्रियल क्षेत्रों को लाभ पहुंचाने हेतु खिजूरीवास टोल प्लाजा से टपकड़ा तक स्टेड हाइवे संख्या-25 के चौड़ीकरण एवं नाले के निर्माण कार्य के लिए करीब 74 करोड़ रुपये की परियोजना लागत में से 50 प्रतिशत लगभग 37 करोड़ रुपये वहन करने की स्वीकृति दी है। रीको राज्य में इंडस्ट्रियल विकास को गति देने एवं उद्योगों को बेहतर आधारभूत सुविधाएं उपलब्ध कराने के लिये प्रतिबद्ध है।

वित्तीय वर्ष-2026 : श्री सीमेंट की रेवेन्यू रिकॉर्ड लेवल पर, नेट प्रॉफिट 55 फीसदी बढ़ा

जयपुर@का.सं.। देश की तीसरी सबसे बड़ी सीमेंट कंपनी श्री सीमेंट लिमिटेड ने मार्च 2026 क्वार्टर व फाइनेंशियल ईयर 2025-26 के वित्तीय परिणाम जारी किए हैं। मार्च 2026 क्वार्टर व फाइनेंशियल ईयर 2025-26 में कंपनी की रेवेन्यू रिकॉर्ड लेवल पर पहुंच गई है। मार्च 2026 क्वार्टर में कंपनी की रेवेन्यू 10.28 फीसदी ग्रोथ के साथ 6101 करोड़ रुपए दर्ज की गई, जो पिछली समान अवधि में 5532 करोड़ रुपए थी। इस दौरान कंपनी का नेट प्रॉफिट 575 करोड़ रुपए के मुकाबले 878 करोड़ रुपए पर आ गया, जबकि ऑपरेंटिंग प्रॉफिट मार्जिन भी 26 फीसदी से घटकर 23 फीसदी रह गया। मार्च-2026 क्वार्टर में कंपनी ने 3.65 MTPA की क्लिंक कैपेसिटी और 3.50 MTPA की सीमेंट कैपेसिटी को जोड़ा है। अब श्री सीमेंट की कुल इस्टॉलड सीमेंट प्रोडक्शन कैपेसिटी 69.3 MTPA पर पहुंच गई है। मेघालय में कंपनी 0.95 MTPA की क्लिंक कैपेसिटी और 0.99 MTPA की सीमेंट कैपेसिटी जोड़ने जा रही है।



वित्तीय वर्ष 2025-26 में कंपनी की रेवेन्यू 8.60 फीसदी बढ़कर 20943 करोड़ रुपए हो गई, जो पिछली समान अवधि में 19283 करोड़ रुपए थी। इस दौरान कंपनी का नेट प्रॉफिट 55.60 फीसदी बढ़कर 1124 करोड़ रुपए के मुकाबले 1749 करोड़ रुपए दर्ज किया गया।

कंपनी का ऑपरेंटिंग प्रॉफिट 3934 करोड़ रुपए के मुकाबले बढ़कर 4638 करोड़ रुपए हो गया, जबकि कंपनी का ऑपरेंटिंग प्रॉफिट मार्जिन 20 फीसदी से बढ़कर 22 फीसदी हो गया। शेयर होल्डर्स के लिए हर शेयर पर 70 रुपए के डिविडेंड की घोषणा की गई है। इससे पहले कंपनी द्वारा 80 रुपए का अंतरिम डिविडेंड जारी किया गया था। कंपनी ने कहा कि टोटल ट्रेड वॉल्यूम में प्रीमियम प्रोडक्ट का शेयर 22 फीसदी रहा जो एक साल पहले 16 फीसदी था। कंपनी ने कहा कि RMC यानी रेडी मिक्स कंक्रीट का एक्सपेंशन तेजी से हो रहा है। फाइनेंशियल ईयर 26 के आधार पर RMC के कुल 26 ऑपरेशनल प्लांट हैं। मार्च के महीने में 10 नए प्लांट का उद्घाटन किया गया और कमिश्निंग होने पर यह संख्या 36 पर पहुंच जाएगी। कंपनी का शेयर गुरुवार को बीएसई पर 25600 रुपए के लेवल पर बंद हुआ। श्री सीमेंट लिमिटेड के मैनेजिंग डायरेक्टर नीरज अखौरी के अनुसार मार्केट एक्सपेंशन का फायदा मिला और मार्च 2026 क्वार्टर का वॉल्यूम ग्रोथ 11% रहा। क्वार्टर बेसिस पर नेट प्रॉफिट व ऑपरेंटिंग प्रॉफिट में जो सुधार आया है वह ऑपरेशनल एफिशिएंसी को बताता है। डोमेस्टिक डिमांड स्थिर है और सरकार का इन्फ्रास्ट्रक्चर आधारित ग्रोथ पर फोकस है। रोड, हाइवे, अर्बन इंफ्रा प्रोजेक्ट्स सीमेंट डिमांड को बूझवेंगे। मॉडियम टंक के लिए डिमांड ग्रोथ हेल्दी नजर आ रही है। हालांकि, जियो पॉलिटिकल इवेंट्स और मानसून को लेकर खतरा बना हुआ है।

वित्तीय वर्ष 2025-26 : आवास फाइनेंसियर्स का रिकॉर्ड परफॉर्मेंस, नेट प्रॉफिट 14 फीसदी व एयूएम 15 फीसदी बढ़ा

जयपुर@का.सं.। जयपुर स्थित आवास फाइनेंसियर्स लिमिटेड एक किरायेदार हाउसिंग फाइनेंस कंपनी है, जो मुख्य रूप से इंडिया के सेमी-अर्बन और रूरल में निम्न और मध्यम आय वाले स्व-नियोजित ग्राहकों को सेवा प्रदान करती है। कंपनी होम लोन, प्रॉपर्टी लोन व एमएसएमई लोन प्रदान करती है, जिसने हाल ही में 31 मार्च 2026 को समाप्त तिमाही व वित्तीय वर्ष 2026 के लिए अपने वित्तीय परिणामों की घोषणा की है। मार्च 2026 क्वार्टर में कंपनी की रेवेन्यू 12.42 फीसदी बढ़कर 636 करोड़ रुपए के मुकाबले 715 करोड़ रुपए दर्ज की गई। इस दौरान कंपनी का नेट प्रॉफिट 18.18 फीसदी बढ़कर 182 करोड़ रुपए दर्ज किया गया, जो पिछली समान अवधि में 154 करोड़ रुपए था। वित्तीय वर्ष 2025-26 में कंपनी की रेवेन्यू 14 फीसदी बढ़कर 2683 करोड़ रुपए हो गई, जो पिछली समान अवधि में 2355 करोड़ रुपए थी। इस दौरान कंपनी का नेट प्रॉफिट 14 फीसदी बढ़कर 574 करोड़ रुपए के मुकाबले 655 करोड़ रुपए हो गया। कंपनी के अभी तक के क्वार्टरली व वित्तीय वर्ष के फाइनेंशियल परफॉर्मेंस का एनालिसिस किया जाए तो मार्च 2026 क्वार्टर व वित्तीय वर्ष 2026 में आवास फाइनेंसियर्स ने क्वार्टरली व वित्तीय वर्ष बेसिस पर अब तक की सर्वाधिक रेवेन्यू व सर्वाधिक नेट प्रॉफिट रिपोर्ट किए हैं। वित्तीय वर्ष 2026 में कंपनी का एसेट्स अंडर मैनेजमेंट (AUM) 15 फीसदी बढ़कर 23,452 करोड़ रुपए पर पहुंच गया, जो वित्तीय वर्ष 2025 में 20,420 करोड़ रुपए था। वहीं कंपनी का Disbursement 11 फीसदी बढ़कर 6,775 करोड़ रुपए रहा, जो पिछली समान अवधि में 6,123 करोड़ रुपए था। इस दौरान कंपनी का ग्रांस एनपीए 3 बीपीएस चक्र 1.05 फीसदी रह गया, जो पिछली समान अवधि में 1.08 फीसदी था। वित्तीय वर्ष 2026 में कंपनी के एक्टिव लोन अकाउंट 10 फीसदी बढ़कर 2,70,800 से अधिक हो गए, जो पिछली समान अवधि में 2,46,800 से अधिक थे। कंपनी का शेयर गुरुवार को बीएसई पर 1416 रुपए पर बंद हुआ। कंपनी के शेयरों में पिछले एक माह के दौरान 26 फीसदी की बढ़त दर्ज की जा चुकी है।



नागौर, जैसलमेर और चित्तौड़गढ़ के 9 लाइमस्टोन ब्लॉकों की नीलामी

जयपुर@का.सं.। माईस एवं पेट्रोलियम विभाग की अतिरिक्त मुख्य सचिव अरोरा ने बताया है कि अप्रैल माह में 9 मेजर मिनरल ब्लॉकों की नीलामी के साथ ही खान विभाग ने मिनरल ब्लॉकों के ऑक्शन के सालाना एक्शन प्लान का क्रियान्वयन शुरू कर दिया है। उन्होंने बताया कि विभाग द्वारा एक्शन प्लान बनाकर तय टाइमलाइन के अनुसार क्रियान्वयन पर फोकस किया जा रहा है। अरोरा गुरुवार को सचिवालय में विभाग के खान निदेशक महावीर प्रसाद मोणा व वरिष्ठ अधिकारियों की समीक्षा बैठक ले रही थी। उन्होंने बताया कि अप्रैल माह में नागौर, जैसलमेर और चित्तौड़गढ़ के 1218.43 हेक्टेयर के लाइमस्टोन के 9 ब्लॉकों की नीलामी की गई है। मोटे अनुमान के अनुसार इन 9 ब्लॉकों में 920 मिलियन टन लाइमस्टोन के भण्डार होने के साथ ही विभाग को अप्रफ्रंट पैमेंट की पहली किस्त के रूप में लगभग 60 करोड़ रुपए, और अप्रफ्रंट की तीन किस्तों के 300 करोड़ रुपए के करीब राजस्व प्राप्त होगा। खनन आरंभ होने के बाद राज्य सरकार को अगले 50 सालों में लगभग 24 हजार करोड़ रुपए से अधिक का राजस्व प्राप्त होगा। एसीएस अरोरा ने बताया कि माई माह में 5 मेजर मिनरल ब्लॉकों की नीलामी की निविदा जारी की जा रही है। उन्होंने मिनरल एक्सप्लोरेशन कार्य में तेजी लाने, अवैध खनन गतिविधियों के खिलाफ सख्त कार्रवाई करने और विभागीय मोनेटोरिंग सिस्टम को मजबूत बनाने के निर्देश दिए।

नेशनल • इंडरनेशनल

देश में 2026-27 में 5-5.5% तक बढ़ सकती है इलेक्ट्रिसिटी डिमांड : इक्रा



नयी दिल्ली@एजेंसी

औद्योगिक एवं वाणिज्यिक गतिविधियों के निरंतर बढ़ने से 2026-27 में बिजली की मांग 5.0-5.5 प्रतिशत बढ़ने का अनुमान है। 2025-26 में यह वृद्धि केवल एक प्रतिशत रही थी। साख निर्धारण करने वाली एजेंसी इक्रा ने यह बात कही। इक्रा ने बताया कि बिजली की मांग में निवेश पर फिरोजपुर जिले में 2026 तक घरेलू बिजली संयंत्रों के वास्तु कोयला भंडार लगभग 19 दिन के लिए पर्याप्त था। समूचे भारत में वितरण कंपनियों के बही-खाता घाटे में 2024-25 में 2023-24 की तुलना में सुधार हुआ। मार्च 2025 तक राज्य-स्वामित्व वाली बिजली वितरण कंपनियों का सकल ऋण घटकर 7.1 लाख करोड़ रुपये रह गया जो मार्च 2024 में 7.4 लाख करोड़ रुपये था। वर्तमान राजस्व और लाभप्रदता को देखते हुए हालांकि इतना उच्च ऋण स्तर कंपनियों के लिए टिकाऊ नहीं है। अप्रैल 2026 तक 28 में से 17 राज्यों में 2026-27 के लिए शूल्ड आउट जारी किए जा चुके हैं। बिजली वितरण कंपनियों के घाटे में काम करने के बावजूद अधिकतर राज्यों में 2026-27 के लिए स्वीकृत शूल्ड वृद्धि सीमित रही है। इक्रा का अनुमान है कि सीमित शूल्ड वृद्धि और अपेक्षाकृत अधिक शूल्ड वाली क्षमताओं के जुड़ने से बिजली खरीद लागत बढ़ने की स्थिति में 2026-27 में प्रति इकाई नकद अंतर 30-33 पैसे के उच्च स्तर

पर बना रह सकता है। इक्रा ने वितरण क्षेत्र के लिए उसका कहा कि सीमित शूल्ड वृद्धि और दृष्टिकोण नकारात्मक बना हुआ लगातार घाटे के कारण बिजली है।

कार्यालय वरिष्ठ अधीक्षक उद्यान सा. नि. वि., राम निवास बाग, जयपुर

क्रमांक : 218 दिनांक : 05/05/2026
ई-निविदा सूचना संख्या 01/2026-27 प्रकाशन बन्द
राजस्थान के राज्यपाल महोदय की ओर से उपरोक्त श्रेणी के सार्वजनिक निर्माण विभाग, राजस्थान, में पंजीकृत संवेदकों एवं राज्य सरकार / केन्द्र सरकार के अधिकृत संगठनों / केन्द्रीय लोक निर्माण विभाग इत्यादि में पंजीकृत संवेदकों, जो कि राज्य सरकार के उपयुक्त श्रेणी के संवेदकों के समकक्ष हों एवं निविदा को शर्त संख्या 03 की पालना करते हों, से वर्ष 2026-27 हेतु निर्माणित कार्य के लिये निर्धारित प्रयत्न में ई-निविदा आमंत्रित की जाती है। सम्बन्धित पूर्ण विवरण वेबसाइट <http://dipr.raajasthan.gov.in>, <http://eproc.raajasthan.gov.in> एवं <http://sppp.raaj.nic.in> पर देखा जा सकता है।

क्र.	कार्य का नाम	अनुमानित राशि (रुपयों में)	कुल भरोहर राशि (रुपयों में)
1	वर्ष 2026-27 के लिए शूल्ड संचालन उद्यानों का सम्पूर्ण उद्यान संभरण का कार्य।	रु. 2400000.00	48000.00
2	वर्ष 2026-27 के लिए मालवीय सुधामती कार्यालय के सम्पूर्ण उद्यान संभरण का कार्य।	रु. 1300000.00	26000.00
3	निविदा आमंत्रण / डाउनलोड करने की दिनांक	दिनांक 06.05.2026 घाटे: 9.30 बजे से दिनांक 18.05.2026 को सायं 6.00 बजे तक	
4	निविदा खोलने की दिनांक	दिनांक 19.05.2026 को दोपहर 1.00 बजे	

निविदा सूचना संख्या 01/2026-27 (एस.एन. शर्मा) वरिष्ठ अधीक्षक उद्यान सा.नि.वि. रामनिवास बाग, जयपुर मो. 9414783209

कार्यालय मुख्य अभियन्ता, जल संसाधन विभाग, राजस्थान जयपुर। (इन्दिरा गांधी नहर मंडल भवन, भवानी सिंह रोड-302005)

क्रमांक :- 1/अ/अस/स्टोर/एफ-52/2026/249 दिनांक :- 01-05-2026
नीलामी सूचना
पुराने/अनुपयोगी/अप्रचलित/नकारात्मक को सामान की नीलामी हेतु कार्यालय मुख्य अभियन्ता, जल संसाधन विभाग, राजस्थान जयपुर के परिसर में रखे जाते हैं जैसे कि के आधार पर पुराने/अनुपयोगी/अप्रचलित / नकारात्मक कोय सामान पाट-प्रथम ई-वेस्ट सामान कम्प्यूटर, इन्टर, स्कैनर, UPS, फोटोस्टेट मशीन, रिजिस्ट्रीकरण मशीन टेलीफोन उपकरण, टैबल इत्यादि एवं पाट-द्वितीय ऑफिस फर्नीचर, डेस्क कुलर, छत के पंखे, लोहे की रॉक, कुर्सियां एवं रुम होटर इत्यादि सामान की नीलामी दिनांक 25.05.2026 को प्रातः 11 बजे कार्यालय मुख्य अभियन्ता जल संसाधन विभाग, राजस्थान, जयपुर, इन्दिरा गांधी नहर मंडल भवन, भवानी सिंह रोड, जयपुर में आयोजित की जायेगी, जिसकी Book Value 28,29,217/- (अठारह लाख उन्नीस हजार दो सौ सतराह रुपये) है। इस नीलामी में ई-वेस्ट सामग्री की नीलामी में भाग लेने हेतु E-Waste हेतु पंजीकृत फर्म एवं जीएस्टी पंजीकरण होगा अनिवार्य है।
बोली लगाने वाले (बिडर्स) को प्राप्ता पत्र के साथ E-Waste हेतु पंजीकरण एवं जीएस्टी पंजीकरण की प्रति एवं बुक वैल्यू की 2 प्रतिशत अमानत राशि (अधिकतम 50000/- रुपये) रुपये का बैंकर चेक/डी.डी./नकद राशि अधिशाषी अभियन्ता (एम-II) कार्यालय मुख्य अभियन्ता जल संसाधन विभाग, राजस्थान जयपुर के नाम संपन्न करना आवश्यक होगा। उपरोक्त बर्णित प्रतियों एवं अमानत राशि के अभाव में फर्म नीलामी में भाग नहीं ले सकेगी।
नीलामी योग्य सामग्री का अकलोकिक किसी भी कार्य दिवस में इस कार्यालय में किया जा सकता है। अर्ध-व्यवहारकारी को किसी भी समय बिना कारण बताये निराली अस्वीकृत / निरस्त करने को अधिकार होगा।

अधिशाषी अभियन्ता, (एम-II) कार्यालय मुख्य अभियन्ता जल संसाधन विभाग, राजस्थान जयपुर।
DIPR/C/7934/2026

कार्यालय नगर परिषद सर्वाई माधोपुर-राज0
क्रमांक / न.प.स.मा. / नि.सा. / 2025-26 / 1144 दिनांक: 29.04.2026
:-ई-निविदा सूचना वर्ष 2026-27 :-
केन्द्र एवं राज्य सरकार में उपयुक्त श्रेणी के ठेकेदारों एवं नगर पालिका/परिषद/विभाग/स्वायत्त शासन विभाग के निविदादाओं से आयुक्त/अधिशाषी अभियन्ता द्वारा सम्बन्धित निविदा आमंत्रित की जाती है। कार्य की अनुमानित लागत 07.55 लाख से 18.90 लाख है। टेण्डर केने जाने तथा प्राप्त करने की तारीख, टेण्डर शर्त आदि सम्पूर्ण विवरण राजस्थान सरकार के पोर्टल www.sppp.raaj.nic.in एवं [www.eproc.raajasthan.gov.in](http://eproc.raajasthan.gov.in) पर उपलब्ध है।
स्टेड पब्लिक प्रोक्विमेंट का NIB Code- DLB2627A1216
UBN Code- DLB2627SLOB03442, DLB2627SLOB03445, DLB2627SLOB03449
राज संसाधन (सी/26/229) आयुक्त, नगर परिषद, सर्वाई माधोपुर

GRAVITA Recycling
AN INDIAN MULTINATIONAL COMPANY
For A Better Tomorrow

GLOBAL FOOTPRINT
Network Spread Over 70+ Countries Across 6 Continents

14 ECO CONSCIOUS
State-of-the-art Manufacturing Facilities

RECYCLING DNA
33 Years | 7 Business Verticals

At Gravita, we understand that responsible recycling not only creates sustainable value for the green economy but also for all our stakeholders. We have maintained a growth trajectory and are confident to keep progressing on our vision:
"To be the most valuable company in the recycling space globally."

We recycle to save environment

REVENUE +10%
FY 25 3,869 Cr.
FY 26 4,265 Cr.

EBITDA +12%
FY 25 404 Cr.
FY 26 452 Cr.

PAT +21%
FY 25 312 Cr.
FY 26 379 Cr.

Statement of Consolidated Audited Financial Results for the Quarter and Year Ended 31st March, 2026 (Rs. in Crores)

S.No	Particulars	Quarter Ended 31.03.2026	Quarter Ended 31.12.2025	Quarter Ended 31.03.2025	Year Ended 31.03.2026	Year Ended 31.03.2025
		Refer Note (C)	(Unaudited)	Refer Note (C)	(Audited)	(Audited)
1	Total Income	1,181.62	1,028.76	1,072.82	4,342.20	3,960.61
2	Net Profit/(Loss) for the period (Before Tax, Exceptional and/or Extraordinary Items, Share of Loss of Associate)	105.95	115.09	114.57	448.25	363.46
3	Net Profit/(Loss) for the period Before Tax (After Exceptional Items and/or Extraordinary Items)	105.95	115.09	114.57	448.25	363.46
4	Net Profit / (Loss) for the period After Tax (After Exceptional and/or Extraordinary Items)	91.81	97.49	94.92	378.33	312.90
5	Total Comprehensive Income for the period	74.26	118.21	82.51	418.78	296.25
6	Equity Share Capital (Face value per share Rs. 2/-)	14.76	14.76	14.76	14.76	14.76
7	Reserves (Excluding Revaluation Reserve)				2,436.87	2,055.15
8	Earnings Per Share (After Tax & minority interest) (of Rs.2/- each)				52.02	45.11
(a) Basic:		12.62	13.41	13.04	52.02	45.11
(b) Diluted:		12.62	13.41	13.04	52.02	45.11

Key Numbers of Audited Standalone Financial Results (Rs. in Crores)

	2026	2025	2024	2023
1 Turnover (Net Sales)	914.60	863.79	860.29	3,481.37
2 Profit Before Tax	84.12	90.29	91.05	368.58
3 Profit After Tax	69.67	72.18	73.52	297.02

NOTES:
(A) The above is an extract of the detailed form of quarter & year ended results filed with the Stock Exchanges under Regulation 33 of the SEBI (Listing and Other Disclosure Requirements) Regulations 2015. The full form of the quarter & year ended results are available on the website of the Stock Exchanges viz. www.bseindia.com and www.nseindia.com. The same is also available on the website of the company viz www.gravitaindia.com.
(B) The above results have been reviewed by the Audit Committee approved by the Board of Directors at their meeting held on 07th May 2026
(C) Figures for the quarters ended March 31, 2026 and March 31, 2025 are the balancing figures between audited figures for the financial year and the reviewed year of date published unaudited figures upto the third quarter of the respective financial years.

Place: Jaipur
Date: 07th May 2026
Gravita India Limited
CIN: L29308RJ1992PLC006870
Registered Office: Saurabh, Chittora Road, Harsulia Mod, Digi Malpura Road, Tehsil - Phagi, Jaipur 303904 (Raj.)
Telephone: +91-141-4057700 | Email: companysecretary@gravitaindia.com
Website: www.gravitaindia.com

For Gravita India Limited
Sd/-
Yogesh Malhotra
Whole-time Director & CEO
DIN: 0532393

ET Markets

SMART INVESTING
Foreign Remittances to Kerala Remain Resilient

Hope Greed Fear Hope
Beating Volatility

WWW.ETMARKETS.COM
BENGALURU, FRIDAY, 8 MAY 2026

NUMBER OF COS WITH REDUCTION AT A 12-QUARTER HIGH AS INVESTORS TURN CAUTIOUS AMID GEOPOLITICAL UNCERTAINTIES

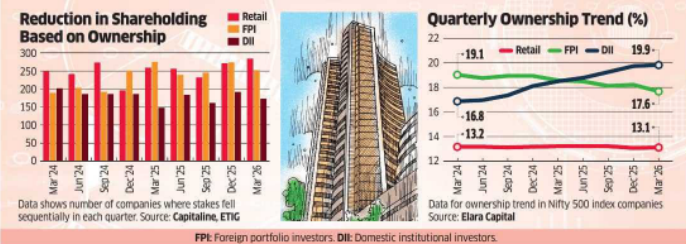
Retail Stake Cut in 284 BSE 500 Cos in Q4

Ranjit Shinde & Shailesh Kadam

ET Intelligence Group: Retail investors reduced equity stakes in nearly two out of every three companies in a sample of BSE500 index components in the March quarter on a sequential basis.

At 284 companies, it was the highest reading in at least 12 quarters, according to an analysis by ETIG. They had pared holdings in 271 and 259 companies, respectively, in the December quarter of FY26 and in the year-ago quarter. The sample consists of 453 companies from the BSE500 index, which have declared shareholding information in each of the past 13 quarters.

Retail investors, included under the 'public and others' category, observed caution amid rising geopolitical uncertainties that caused the benchmark indices to tumble



nearly 16% in the first three months of 2026. Based on a market cap basis, they reduced holdings in 65% of the companies having ₹25,000 crore or more in market cap and in 60% of the companies below this threshold. They reduced stakes in majority of the companies from sectors, including auto and ancillaries, banking, finance and insurance (BFSI), capital goods, and pharmaceuticals.

Foreign portfolio investors (FPI), notwithstanding their heavy selling in Indian equities during the period, increased stakes in 201 companies, surpassing the previous quarter's reading of 179 companies. They increased stakes in companies from sectors, including capital goods, metals & mining and pharmaceuticals while reducing stakes in auto and ancillaries, BFSI and IT companies in the

March quarter. Domestic funds, too, increased stakes in 280 companies in the March quarter compared with 261 in the prior quarter.

Company promoters joined institutional investors by raising their shareholding in 42 companies, highest in at least 12 quarters, in the March quarter, thereby taking advantage of lower stock valuations. They had increased holdings in 32 and 34 companies in the previous quarter and year ago, respectively.

According to reports by broking firms on the ownership structure in the March quarter, FPI stake continued to fall in Indian companies in the March quarter. Elara Securities mentioned in a report that the stake of FPIs in the Nifty 500 companies fell to 17.6% from 18.2% a quarter ago while domestic institutional investors raised their holding marginally to 19.9% from 19.8% by similar comparison.

Target: 51% Shareholding Fairfax to Invest ₹2,000 cr More in IIFL Capital

Prem Watsa-owned co's fund infusion at ₹350 per share to trigger an open offer

Stake & Shares
Existing promoters held 30.87% at end-Mar
Founder Nirmal Jain and wife Madhu Jain together hold 18.88%

Kolkata | Mumbai: Canadian billionaire Prem Watsa-owned Fairfax India on Thursday said it would invest ₹2,000 crore more in IIFL Capital Services to become a majority shareholder, eventually elevating its ownership to a minimum 51% of the target company's expanded equity base in a two-step process that would include an open offer.

ET was the first to report the likely investment by Fairfax in its edition dated April 22. Fairfax would inject the funds in a preferential allotment at ₹350 per share, IIFL Capital announced Thursday. This will trigger an open offer in line with India's takeover regulations.

"Fairfax has been a longstanding partner, providing the management team with the autonomy to drive the company's operations and growth strategy," R Venkataraman, co-promoter and MD, IIFL Capital, told ET. "Going forward as well, the current management team will continue to lead the company's operations, while Fairfax will support us with global best practices, governance and risk management expertise through its board representation."

The company operates in investment banking, institutional equity, retail broking, wealth management and financial product distribution. Venkataraman also said after the latest transaction and the consequent open offer, they expect Fairfax's shareholding to potentially rise to 51%.

"Later, if required, and to take Fairfax holding to 51%, the promoters may also sell," he said. Shares of IIFL Capital surged 6% to ₹50.95 on BSE. The stock has rallied 33% in the past one month through which the Sensex climbed 4.3%.

IIFL Capital has proposed to issue 57.1 million preferential shares. FIH Mauritius Investments, the Fairfax arm that owns stock in IIFL Capital, would see its ownership climb immediately to 38.47% from 27.18% after the fresh issue of preferential shares, said the company's exchange filing.

Its affiliate HWIC Asia Fund, which represents 3.33% of the preferential issue capital, will not be allotted any fresh shares under the preferential issue.

"The company is well positioned for the future as it expands its wealth and asset management services offerings, while maintaining its leading position in retail broking and financial services," Watsa was quoted as saying in a press statement issued by IIFL Capital.

Foreign Investors Continue to Pull Out of Financials

Sector sees outflows worth ₹11,704 cr in April 2nd half, a fourth straight fortnight from the beginning of March

Ruchita Sonawane

Mumbai: Financials remained at the centre of foreign selling in Indian equities with investors extending withdrawals into the fourth straight fortnight in the second half of April, as the sector's heavy weight left it exposed to their risk aversion.

The sector saw outflows worth ₹11,704 crore in the second half of the month, after selling of ₹19,152 crore in the first half of April, according to data from NSDL. The pace of selling moderated compared to March, when they divested

Flow Gauge (Fig in ₹ cr)

Sector	April 16-20	April 1-15	March	January & February
NET OUTFLOW				
Financial Services	-11,704	-19,152	-60,655	-174
Oil, Gas & Consumable Fuels	-3,351	-3,352	-4,129	4,441
Information Technology	-2,887	-1,325	-1,874	-18,784
Healthcare	-2,445	-4,481	-4,638	-6,491
Consumer Services	-2,434	-5,336	-2,141	-9,685
Telecommunication	-1,908	-2,492	-5,603	-6,658
Automobiles & Components	-1,775	-3,704	-12,498	-8
NET INFLOW				
Power	4,956	601	-230	2,639
Capital Goods	4,667	-328	3,148	14,896
Metals & Mining	2,416	-1,198	-3,165	17,164
Construction	2,199	-1,273	-9,154	2,955
Consumer Durables	441	-361	-2,902	-1,806
Forest Materials	73	-19	-17	40
Diversified	3	5	-21	-9

Source: NSDL

worth over ₹60,000 crore -the highest since 2012.

"The unabated sell-off in banking stocks is due to the sector's high weightage in benchmark Nifty and concerns of higher inflation that could increase current account deficit," said Sonam Srivastava, Founder and CEO, Wright Research.

The withdrawals from financials accounted for over 41% of the overseas investor selling worth ₹28,301 crore across 15 sectors in the second half of April.

In the first part of the month, they dumped shares worth ₹49,481 crore across 19 sectors.

Other than financials, oil and gas, information technology and healthcare were among the sectors that bore the brunt of foreign selling.

These investors deployed funds worth ₹15,592 crore across eight sectors in the second half of April, with about 60% of the investments led by the power and capital goods sectors. Both sectors witnessed purchases worth over ₹4,500 crore

each in the period.

Foreign investors bought shares worth ₹601 crore in the power sector in the first half of April, and while capital goods saw selling worth ₹328 crore during this period, the sector attracted inflows worth ₹3,148 crore in March-at the peak of the sell-off this year.

"Power demand has seen a strong global upswing, driven partly by rising investments in AI, which require large-scale data centres and reliable power infrastructure," said Saurabh Patwa, head of equities and portfolio manager at Quest Investment Managers. "Power transmission and distribution companies are witnessing record-high order inflows and have performed well on the back of this strong demand environment."

During periods of war, inflation and heightened uncertainty, investors often gravitate towards physical assets, which makes capital goods companies relatively well placed, he said.

GRAVITA
AN INDIAN MULTINATIONAL COMPANY

GLOBAL FOOTPRINT
Network Spread Over 70+ Countries Across 6 Continents

14 ECO CONSCIOUS
State-of-the-art Manufacturing Facilities

RECYCLING DNA
33 Years | 7 Business Verticals

Recycling For A Better Tomorrow

At Gravita, we understand that responsible recycling not only creates sustainable value for the green economy but also for all our stakeholders. We have maintained a growth trajectory and are confident to keep progressing on our vision:

"To be the most valuable company in the recycling space globally."

We recycle to save environment

REVENUE +10%

FY 25: 3,869 Cr.
FY 26: 4,265 Cr.

EBITDA +12%

FY 25: 404 Cr.
FY 26: 452 Cr.

PAT +21%

FY 25: 312 Cr.
FY 26: 379 Cr.

S.No	Particulars	Quarter Ended 31.03.2026	Quarter Ended 31.12.2025	Quarter Ended 31.03.2025	Year Ended 31.03.2026	Year Ended 31.03.2025
		Refer Note (C)	(Unaudited)	Refer Note (C)	(Audited)	(Audited)
1	Total Income	1,181.62	1,028.76	1,072.82	4,342.20	3,980.61
2	Net Profit/(Loss) for the period (Before Tax, Exceptional and/or Extraordinary Items, Share of Loss of Associate)	105.95	115.09	114.57	448.25	383.46
3	Net Profit/(Loss) for the period Before Tax (After Exceptional Items and/or Extraordinary Items)	105.95	115.09	114.57	448.25	383.46
4	Net Profit/(Loss) for the period After Tax (After Exceptional and/or Extraordinary Items)	91.81	97.49	94.92	378.33	312.90
5	Total Comprehensive Income for the period	74.26	118.21	82.51	418.78	296.25
6	Equity Share Capital (Face value per share Rs. 2/-)	14.76	14.76	14.76	14.76	14.76
7	Reserves (Excluding Revaluation Reserve)				2,436.87	2,055.15
8	Earnings Per Share (After Tax & minority interest) (of Rs. 2/- each)					
	(a) Basic:	12.62	13.41	13.04	52.02	45.11
	(b) Diluted:	12.62	13.41	13.04	52.02	45.11

S.No	Particulars	31.03.2026	31.03.2025	31.03.2025	31.03.2026	31.03.2025
1	Turnover (Net Sales)	914.60	863.79	860.29	3,481.37	3,222.77
2	Profit Before Tax	84.12	90.29	91.05	362.58	232.52
3	Profit After Tax	69.67	72.18	73.52	297.02	194.13

NOTES:

(A) The above is an extract of the detailed format of quarter & year ended results filed with the Stock Exchanges under Regulation 33 of the SEBI (Listing and Other Disclosure Requirements) Regulations, 2015. The full format of the quarter & year ended results are available on the website of the Stock Exchanges viz. www.bseindia.com and www.nseindia.com. The same is also available on the website of the company viz. www.gravitaindia.com.

(B) The above results have been reviewed by the Audit Committee approved by the Board of Directors at their meeting held on 07th May 2026.

(C) Figures for the quarters ended March 31, 2026 and March 31, 2025 are the balancing figures between audited figures for the financial year and the reviewed year of date published unaudited figures upto the third quarter of the respective financial years.

Place: Jaipur
Date: 07th May 2026

Gravita India Limited
CIN: L29308RJ1992PLC006870
Registered Office: Saurabh, Chittora Road, Harsulia Mod, Diggai Malpura Road, Tehsil - Phagi, Jaipur 303904 (Raj.)
Telephone: +91-141-4057700 | Email: companysecretary@gravitaindia.com
Website: www.gravitaindia.com

For Gravita India Limited
Sd/-
Yogesh Malhotra
Whole-time Director & CEO
DIN: 05332393

NRB BEARINGS THE ORIGINAL
We Make Things Move

FY 2026 Highlights Consolidated

Revenue Q4: 14.1% ↑
FY26: 12% ↑

PROFIT EBITDA (as % of sales): 20.3% ↑ (19% PY)
Profit After Tax: 77% ↑

Extract of Audited Consolidated Financial Results for the Quarter and Year ended 31st March, 2026

S.No.	Particulars	Quarter ended		Year ended		
		31.03.2026	31.12.2025	31.03.2025	31.03.2026	31.03.2025
1	Total Income from operations	37,899	33,156	33,222	136,952	122,325
2	Net Profit/(Loss) for the period (before Tax, Exceptional and/or Extraordinary Items)	5,579	4,806	4,835	20,123	16,522
3	Exceptional Items - (loss) (net)	-	(703)	(4,782)	(703)	(5,189)
4	Net Profit for the period before tax (after Exceptional and/or Extraordinary Items)	5,579	4,103	73	19,420	11,333
5	Net Profit for the period after tax (after Exceptional and/or Extraordinary Items)	4,209	2,932	(134)	14,563	8,232
6	Total Comprehensive Income (after tax)	3,738	2,763	(417)	14,427	8,537
7	Paid up Equity share capital (par value Rs. 2/- each, fully paid)	1,938	1,938	1,938	1,938	1,938
8	Reserves (excluding Revaluation Reserve) as per Balance sheet	-	-	-	96,366	91,708
9	Earnings per share (before and after extraordinary items) (of Rs. 2/- each)					
	Basic (Before Exceptional and/or Extraordinary Item)	4.27	3.84	3.33	15.61	12.19
	Diluted (Before Exceptional and/or Extraordinary Item)	4.27	3.84	3.33	15.61	12.19
	Basic (After Exceptional and/or Extraordinary Item)	4.27	2.95	(0.21)	14.73	8.20
	Diluted (After Exceptional and/or Extraordinary Item)	4.27	2.95	(0.21)	14.73	8.20

S.No.	Particulars	Quarter ended		Year ended		
		31.03.2026	31.12.2025	31.03.2025	31.03.2026	31.03.2025
1	Total Income from operations	32,864	30,026	29,906	122,408	110,491
2	Net Profit for the period (before Tax, Exceptional and/or Extraordinary Items)	4,676	4,006	4,295	16,846	13,172
5	Net Profit/(Loss) for the period (before Tax, Exceptional and/or Extraordinary Items)	3,468	2,397	(511)	12,151	5,868

1 The above results were reviewed by the Audit Committee and then approved by the Board of Directors at their respective meetings held on 07 May 2026

2 The results have been prepared in accordance with the Indian Accounting Standards (Ind AS) notified under the Companies (Ind AS) Rules, 2015 prescribed under Section 133 of the Companies Act, 2013 read with rule 3 of the Companies (Indian Accounting Standards) Rules, 2015 and Companies (Indian Accounting Standard) (Amendment) Rules, 2016.

Note: The above is an extract of the detailed format of Quarterly/Yearly Financial Results for the quarter and year ended 31 March 2026 filed with the Stock Exchanges under Regulation 33 of the SEBI (Listing Obligations and Disclosure Requirements) Regulations, 2015. The full format of the Quarterly/Yearly Financial Results are available on the websites of BSE <http://www.bseindia.com>, NSE <http://www.nseindia.com> and also on Company's website at <http://www.nrbbearings.com/>

Place: Mumbai
Date: 07.05.2026

For and on behalf of the Board of Directors

For and on behalf of the Board of Directors

(Ms) Harshbena Zaveri
Vice-Chairman & Managing Director
DIN No. 00003948

NRB BEARINGS LIMITED
Registered Office: Dharmu, 15 Sip P.M. Road, Fort, Mumbai-400 001.
Tel: 022 22444570 / 22444143; Fax: 022 22440412; Email: investorcare@nrb.com
website: www.nrbbearings.com CIN: L29130MH1965PLC013251