



HIRA

GODAWARI POWER & ISPAT



REF: GPIL/NSE&BSE/2026/6210

Date: 07.02.2026

To

1. The Listing Department,
The National Stock Exchange of India Ltd,
Exchange Plaza, Bandra Kurla Complex,
Bandra (E), Mumbai – 400051
2. The Corporate Relation Department,
The BSE Limited,
First Floor, Rotunda Building,
Dalal Street, Mumbai – 400 001

Dear Sirs/Ma'am,

Sub: Publication of Unaudited Consolidated Financial Results for the Q3 & 9M FY26.

Please find enclosed herewith the newspaper publication for the financial results of Godawari Power and Ispat Limited for the Q3 & 9M FY26 published on 07.02.2026 in the following newspapers:

1. The Business Standard (English & Hindi);
2. Financial Express;
3. The Business Line; and
4. The Economic Times.

The advertisement includes a Quick Response Code and the weblink to access complete financial results for the said reporting period and has been published in compliance with Regulation 47 read with other applicable provisions of the (Listing Obligations and Disclosure Requirements) Regulations, 2015 as amended.

This is for your information and records please.

Thanking you,

Yours faithfully,

For GODAWARI POWER AND ISPAT LIMITED

Y.C. RAO
COMPANY SECRETARY

Encl: As Above



Godawari Power & Ispat Limited

An ISO 9001:2015, ISO 14001:2015, ISO 45001:2018, 50001:2018 & 27001:2022 certified company
CIN L27106CT1999PLC013756

Registered Office and Works: Plot No. 428/2, Phase 1, Industrial Area, Siltara, Raipur - 493111, Chhattisgarh, India

P: +91 771 4082333, **F:** +91 771 4082234

Corporate Address: Hira Arcade, Near Old Bus Stand, Pandri, Raipur - 492004, Chhattisgarh, India

P: +91 771 4082000, **F:** +91 771 4057601

www.godawaripowerispat.com, www.hiragroup.com



CENTURY ENKA LIMITED

CIN: L24304PN1965PLC139075

Regd. Office: Plot No.72 & 72A, MIDC, Bhosari, Pune - 411026.

Tel. No.: 020-66127304 • Fax No.: 020-27120113

Website: www.centuryenka.com • Email: cel.investor@adityabirla.com

STATEMENT OF UNAUDITED FINANCIAL RESULTS FOR THE THREE MONTHS AND NINE MONTHS ENDED DECEMBER 31, 2025

₹ in Lacs

Sr. No.	Particulars	Three Months Ended		Nine Months Ended		Year Ended		Three Months Ended		Nine Months Ended		Year Ended			
		31-Dec-25		31-Dec-24		31-Dec-25		31-Mar-25		31-Dec-25		31-Dec-24		31-Mar-25	
		Unaudited	Unaudited	Unaudited	Audited	Unaudited	Unaudited	Unaudited	Audited	Unaudited	Unaudited	Unaudited	Audited	Unaudited	Audited
		Standalone				Consolidated									
1	Total Income from Operations	42,057	50,080	125,275	203,901	42,057	50,080	125,275	203,901						
2	Net Profit before Tax and before Exceptional Items	3,544	1,890	8,011	9,257	3,530	1,855	7,977	9,194						
3	Net Profit before Tax and after Exceptional Items	3,178	1,890	7,645	9,257	3,164	1,855	7,611	9,194						
4	Net Profit after Tax and after Exceptional Items	2,387	1,434	6,178	6,710	2,373	1,399	6,144	6,647						
5	Total Comprehensive Income for the period [Comprising Profit for the period (after Tax) and Other Comprehensive Income (after Tax)]	2,519	1,300	6,577	7,565	2,505	1,265	6,543	7,502						
6	Paid-up Equity Share Capital (Face value of ₹10 each)	2,185	2,185	2,185	2,185	2,185	2,185	2,185	2,185						
7	Basic & Diluted Earnings Per Share (of ₹10 each) (Quarterly - Not Annualised)	10.93	6.56	28.28	30.71	10.86	6.40	28.12	30.42						

Notes:

- The above results have been reviewed and recommended for approval by the Audit Committee to the Board of Directors and have been approved by the Board of Directors at its meeting held on 6th February, 2026.
- The above is an extract of the detailed format of Quarterly Results filed with the Stock Exchanges under Regulation 33 of the SEBI (Listing Obligations and Disclosure Requirements) Regulations, 2015. The full format of the Quarterly Results are available on the Stock Exchange website (www.nseindia.com) and www.bseindia.com) and on Company's website (www.centuryenka.com).



Place: Mumbai
Date: 06/02/2026

For and on behalf of Board of Directors

Suresh Sodani
(Managing Director)
DIN: 08789604



SOLARA ACTIVE PHARMA SCIENCES LIMITED

CIN: L24230MH2017PLC291636

Regd. Office: 9th Floor, "Cyber One", Unit No. 902, Plot No. 4 & 6, Sector 30A, Vashi, Navi Mumbai - 400 703.

Tel: +91-22-2087 0033.

Corporate Office: TICEL BIO PARK, 6th floor Module No. 601, 602, 603, Phase II - CSIR Road, Taramani, Chennai, Tamil Nadu - 600113. Tel: +91 44 4344 6700 | Fax: +91 44 4740 6190 | E-mail: investors@solara.co.in, www.solara.co.in

STATEMENT OF UNAUDITED CONSOLIDATED FINANCIAL RESULTS FOR THE QUARTER AND NINE MONTHS ENDED DECEMBER 31, 2025

(Rs. in Crores except per share data)

Sl. No.	Particulars	3 months ended		Preceding 3 months ended		Corresponding 3 months ended in the previous year		Year to date figures for the current period ended		Year to date figures for the previous period ended		Previous Financial Year ended	
		31.12.2025		30.09.2025		31.12.2024		31.12.2025		31.12.2024		31.03.2025	
		UNAUDITED	UNAUDITED	UNAUDITED	UNAUDITED	UNAUDITED	UNAUDITED	UNAUDITED	UNAUDITED	UNAUDITED	UNAUDITED	UNAUDITED	UNAUDITED
	Continuing operations:												
1	Total income from operations	349.00	313.54	300.31	981.69	1,010.75	1,283.76						
2	Net Profit for the period before tax (before exceptional items)	(10.68)	(10.10)	8.09	(10.26)	2.64	0.54						
3	Net Profit for the period before tax (after exceptional items)	(17.43)	(10.10)	8.09	(17.01)	2.64	0.54						
4	Net Profit for the period after tax	(17.43)	(10.10)	8.09	(17.01)	2.64	0.54						
5	Other Comprehensive Income for the period after tax	1.55	0.81	(0.07)	2.35	1.60	0.98						
6	Total Comprehensive Income for the period after tax (4 + 5)	(15.88)	(9.29)	8.02	(14.66)	4.24	1.52						
7	Equity Share Capital	44.49	44.47	40.25	44.49	40.25	40.25						
8	Other Equity				1,196.24		1,053.99						
9	Earnings Per Share (of Rs. 10/- each) (for continuing operations) -												
	Basic (Rs.)	(3.98)	(2.36)	2.03	(3.88)	1.07	0.14						
	Diluted (Rs.)	(3.98)	(2.36)	2.03	(3.88)	1.07	0.14						

Notes:

- The above is an extract of the detailed format of Quarterly Financial Results filed with the Stock Exchanges under Regulation 33 of the SEBI (Listing and Other Disclosure Requirements) Regulations, 2015. The full format of the Quarterly Financial Results are available on the websites of the National Stock Exchange of India Limited (www.nseindia.com), BSE Limited (www.bseindia.com) and at the Company's website (www.solara.co.in)
- The above consolidated financial results of Solara Active Pharma Sciences Limited ("the Parent" or the Company) and its subsidiaries (together referred to as "the group") as reviewed by the Audit Committee has been approved by the Board of Directors at its meeting held on February 06, 2026. The results for the quarter and nine months ended December 31, 2025 has been reviewed by Deloitte Haskins & Sells LLP, the statutory auditors of the Company. The statutory auditors of the Company have expressed an unmodified conclusion in respect of limited review for the quarter and nine months ended December 31, 2025.
- The Parent, vide its letter of offer dated May 09, 2024 offered up to 1,19,98,755 Equity shares of face value of Rs.10/- each at a price of Rs. 375 per Equity share (including Share premium of Rs. 365 per equity share) for an amount aggregating Rs. 449.95 crores to the existing share holders of the Parent on right basis in the ratio of One Equity share for every three equity shares held by the equity shareholders on the record date i.e. May 15, 2024. Rights issue has been done in accordance with Section 62(1)(a) of the Companies Act and other applicable laws. The Parent has allotted 1,19,98,755 Nos. of partly paid up equity shares on June 19, 2024. As of December 31, 2025, the Parent has raised Rs. 311.85 crores under the rights issue of Rs. 449.95 crores, comprising Rs. 157.48 crores from application money and Rs. 154.37 crores from the first call made on May 6, 2025 with Rs. 3.11 crores still unpaid. The balance of Rs. 134.99 crores will be called as needed. Net proceeds have been utilised in accordance with the Letter of Offer, with the balance held in bank accounts pending deployment.



Place: Bengaluru
Date: February 6, 2026

Scan the QR Code to view the Unaudited Financial Results (full):

For and on behalf of board

Sd/-
Sandeep Shashikantha Rao
MD & CEO
DIN: 10838251



Gujarat Alkalies and Chemicals Limited

(An ISO Certified Company)

(Promoted by Govt. of Gujarat)

Regd. Office: P.O. Ranoli - 391 350, Dist. Vadodara (Gujarat) INDIA.

CIN: L24110GJ1973PLC002247 | E Mail: investor_relations@gacl.co.in; csec@gacl.co.in | Website: www.gacl.com

EXTRACT OF UNAUDITED STANDALONE AND CONSOLIDATED FINANCIAL RESULTS FOR THE QUARTER AND NINE MONTHS ENDED 31ST DECEMBER, 2025

(Rs. in Lakhs)

Sr. No.	Particulars	Standalone						Consolidated					
		Quarter Ended		Nine Months Ended		Year Ended		Quarter Ended		Nine Months Ended		Year Ended	
		31/12/2025	31/12/2024	31/12/2025	31/12/2024	31/03/2025	31/03/2024	31/12/2025	31/12/2024	31/12/2025	31/12/2024	31/03/2025	31/03/2024
[1]	[2]	[3]	[4]	[5]	[6]	[7]	[8]	[9]	[10]	[11]	[12]		
1	Total Income from Operations	1,04,446	1,02,941	3,23,277	2,99,744	4,07,291	1,04,446	1,02,941	3,23,277	2,99,744	4,07,291		
2	Net Profit for the period before Tax	1,262	445	3,565	(1,303)	972	383	(1,533)	535	(8,141)	(7,122)		
3	Net Profit for the period after Tax	(1,116)	855	1,291	(556)	1,582	(1,995)	(1,123)	(1,739)	(7,394)	(6,512)		
4	Total Comprehensive Income for the period [Comprising profit for the period (after tax) and Other Comprehensive Income (after tax)]	(8,966)	(25,125)	(5,131)	923	(22,327)	(9,845)	(27,103)	(8,161)	(5,915)	(30,425)		
5	Equity Share Capital (Face value per share Rs.10/-)	7,344	7,344	7,344	7,344	7,344	7,344	7,344	7,344	7,344	7,344		
6	Reserves (excluding Revaluation Reserve) as shown in the Audited Balance Sheet of previous year	-	-	-	-	5,95,295	-	-	-	-	5,59,614		
7	Earning Per Equity Share (of Rs. 10/- each) : (Before Other Comprehensive Income) (Not Annualised)												
	a) Basic (in Rs.)	(1.52)	1.16	1.76	(0.76)	2.15	(2.72)	(1.53)	(2.37)	(10.07)	(8.87)		
	b) Diluted (in Rs.)	(1.52)	1.16	1.76	(0.76)	2.15	(2.72)	(1.53)	(2.37)	(10.07)	(8.87)		

Notes:

- The above financial results have been prepared in accordance with the Indian Accounting Standards (Ind AS) specified under Section 133 of the Companies Act, 2013 read with relevant rules.
- The above results have been reviewed by the Audit Committee and approved by the Board of Directors of the Company at their meetings held on 6th February, 2026.
- Spent Palladium (Pd) catalyst, an inventory item was measured at the lower of cost and net realisable value in accordance with Ind AS 2 Inventories. During the period, the Company corrected the valuation methodology applied to this inventory item in accordance with Ind AS 8 Accounting Policies, Changes in Accounting Estimates and Errors. As a result of this correction, the carrying value of the said inventory increased from ₹301.11 lakhs to ₹2,130.59 lakhs as at 31st December 2025, with a corresponding increase in profit of ₹1,829.48 lakhs for the quarter and nine months ended 31st December 2025. The revised valuation methodology will be applied consistently in subsequent periods.
- Effective 21st November 2025, the Government of India has consolidated multiple existing labour legislations into a unified framework comprising four Labour Codes collectively referred to as the 'New Labour Codes'. The Ministry of Labour & Employment published draft Central Rules and FAQs to enable assessment of the financial impact due to changes in regulations. The Company has evaluated impact of these new labour codes announced on the basis of available information. Actuarial valuation in accordance with the guidance provided by the Institute of Chartered Accountants of India for gratuity and Leave encashment liability as at 31st December 2025 for the Company is not material for the standalone and consolidated financial results. The Company continues to monitor the developments pertaining to the new labour codes and once Central/State Rules are notified by the Government on all aspects of the Codes, Company will evaluate impact, if any on the measurement of employee benefits and would provide appropriate accounting treatment.
- In accordance with the requirements of Regulation 33 of the SEBI (Listing Obligations and Disclosure Requirements) Regulation, 2015, the Statutory Auditors have carried out a limited review of the financial results for the quarter and nine months ended 31st December, 2025.
- The Company's operations fall under single segment namely "Chemicals" as per Ind AS - 108 "Segment Reporting".
- The Consolidated Financial Results includes result of 60% equity Joint Venture company - GACL-NALCO Alkalies & Chemicals Pvt. Ltd. (Material Subsidiary as per SEBI (Listing Obligations Disclosure Requirements) Regulations, 2015).
- The above is an extract of the detailed format of Quarterly and Nine Months Unaudited Financial Results filed with the Stock Exchanges under Regulation 33 of the SEBI (Listing Obligations and Disclosure Requirements) Regulations, 2015. The full format of the Unaudited Financial Results for the third quarter and nine months ended on 31st December, 2025 are available on the Stock Exchanges website www.bseindia.com & www.nseindia.com and Company's website www.gacl.com



Place: Gandhinagar
Date: 06-02-2026

By Order of the Board
Sd/-

AVANTIKA SINGH, IAS
MANAGING DIRECTOR
DIN No. : 07549438



GODAWARI POWER & ISPAT LIMITED

Regd. Office: 428/2,Phase-I, Industrial Area, Siltara,Raipur (C.G.) Corporate Office: Hira Arcade, Pandri, Raipur (C.G.) 492004
CIN.: L27106CT1999PLC013756, Tel : 0771-4082000, Website: www.godawaripowerispat.com , E-mail: yarra.rao@hiragroup.com

EXTRACT OF CONSOLIDATED UNAUDITED FINANCIAL RESULTS FOR THE QUARTER AND NINE MONTHS ENDED 31ST DECEMBER, 2025

(Except EPS all figures Rs in Crores)

S. No.	Particulars	CONSOLIDATED					
		3 MONTHS ENDED		9 MONTHS ENDED		YEAR ENDED	
		Un-audited	Un-audited	Un-audited	Un-audited	Un-audited	Audited
		31.12.2025	30.09.2025	31.12.2024	31.12.2025	31.12.2024	31.03.2025
1	Total income from Operations	1166.40	1327.16	1316.04	3839.26	3978.84	5471.71
2	Net Profit / (Loss) for the period (before Tax, Exceptional and/or Extraordinary items)	187.60	230.55	191.76	708.68	796.15	1091.32
3	Net Profit / (Loss) for the period before tax (after Exceptional and/or Extraordinary items)	187.60	230.55	191.76	708.68	796.85	1092.02
4	Net Profit / (Loss) for the period after tax (after Exceptional and/or Extraordinary items)	143.45	161.65	145.04	521.51	591.31	812.98
5	Total Comprehensive Income for the period [Comprising Profit / (Loss) for the period (after tax) and Other Comprehensive Income (after tax)]	144.33	170.19	140.01	532.21	587.10	807.97
6	Paid-Up Equity Share Capital	61.37	61.35	61.29	61.37	61.29	61.29
7	Reserves (excluding Revaluation Reserve as shown in the Audited Balance Sheet of the previous year)	-	-	-	-	-	4844.70
8	Earnings Per Share (of Rs. 1/- each) (for continuing and discontinued operations)(before and after extraordinary items) -						
	(a) Basic	2.33	2.63	2.36	8.48	9.63	13.24
	(b) Diluted	2.25	2.62	2.34	8.17	9.56	13.14

The additional information on Standalone Financial Results is as below:

S. No.	Particulars	STANDALONE					
		3 MONTHS ENDED		9 MONTHS ENDED		YEAR ENDED	
		Unaudited	Unaudited	Unaudited	Unaudited	Unaudited	Audited
		31.12.2025	30.09.2025	31.12.2024	31.12.2025	31.12.2024	31.03.2025
1	Total Income From Operations	1027.64	1257.59	1117.76	3443.52	3460.16	4762.89
2	Profit/(Loss) before tax	189.91	312.96	179.92	773.18	761.46	1035.75
3	Profit/(Loss) after tax	148.54	248.40	135.75	597.44	565.15	769.64

Notes : 1. The Financial Results of the company for the quarter and nine months ended 31st December, 2025 have been reviewed by the Audit Committee and approved by the Board of Directors at their respective meetings held on 06th February, 2026.

2. The above is an extract of the detailed format of financial results filed for the quarter and nine months ended 31st December, 2025 filed with stock exchanges under regulation 33 & other applicable provisions of the SEBI (Listing Obligations and Disclosure Requirements) Regulations, 2015. The full formats of the financial results are available on the stock exchange websites (www.bseindia.com and www.nseindia.com) and on the Company's website at Investors> Financial Reporting> Quarterly Report at www.godawaripowerispat.com and also you can view results by QR code.

Place: Raipur
Date: 06.02.2026



For and on behalf of Board of Directors
Sd/-
Abhishek Agrawal
Whole-Time Director

PRISM JOHNSON LIMITED

CIN : L26942TG1992PLC014033

Registered Office : 305, Laxmi Niwas Apartments, Ameerpet, Hyderabad - 500 016

Phone : +91-40-23400218; Fax : +91-40-23402249

e-mail : investor@prismjohnson.in; website : www.prismjohnson.in

Corporate Office : Rahejas, Main Avenue, V. P. Road, Santacruz (West), Mumbai - 400 054

EXTRACT OF UNAUDITED CONSOLIDATED FINANCIAL RESULTS FOR THE QUARTER AND NINE MONTHS ENDED DECEMBER 31, 2025

(₹ in Crores, except per share data)

Particulars	Unaudited Quarter ended		Unaudited Nine Months ended		Audited Year ended	
	Dec. 31, 2025	Dec. 31, 2024				

संक्षेप में

कोटक बैंक का पहला

एफपीआई लाइसेंस जारी

कोटक महिंद्रा बैंक भारत का पहला ऐसा बैंक बन गया है जिसने विदेशी पोर्टफोलियो निवेशकों (एफपीआई) लाइसेंस जारी किया है और इलेक्ट्रॉनिक सिग्नेचर का इस्तेमाल करके संपूर्ण आकाउंट खोलने की प्रक्रिया पूरी की है। यह विदेशी निवेशकों के लिए पूरी तरह से डिजिटल बदलाव की दिशा में एक अहम कदम है। बैंक ने एक विज्ञप्ति में बताया कि उसने पहले ही पूरी तरह से डिजिटल रूप से साइन किए गए दस्तावेज के आधार पर दो एफपीआई लाइसेंस जारी किए हैं। *बीएस*

जेएम फाइनेंशियल का

मुनाफा 47% बढ़ा

वित्त वर्ष 2026 की दिसंबर तिमाही में जेएम फाइनेंशियल का समेकित कर बाद लाभ (पीएटी) एक साल पहले के मुकाबले 47 फीसदी की वृद्धि के साथ 305 करोड़ रुपये रहा। यह बढ़ोतरी प्राइवेट मार्केट में मजबूत तेजी, पूंजी बाजार में मजबूत प्रदर्शन और वेलथ व परिसंपत्ति प्रबंधन में लगातार विस्तार के कारण हुई है। *बीएस*

360 वन एमएफ का

डायनाएसआईएफ फंड

360 वन म्युचुअल फंड ने गुरुवार को डायनाएसआईएफ इन्विटी शॉर्ट-फंड शुरू किया और स्पेशलाइज्ड इन्वेस्टमेंट फंड्स (एसआईएफ) में प्रवेश की घोषणा की। यह ओपन एंडेड इक्विटी निवेश रणनीति है। एसआईएफ एक नई श्रेणी है जो समझदार निवेशकों के लिए है। इस फंड में इक्विटी और इन्विटी डेरिवेटिव में कम से कम 80 प्रतिशत आवंटन होगा और इक्विटी डेरिवेटिव के जरिये 25 प्रतिशत तक और डेट और इनविट में 20 प्रतिशत तक सीमित शॉर्ट एक्सपोजर लेने की स्वायत्तता होगी। *बीएस*

एयर इंडिया का दिल्ली

हवाई अड्डे पर नया लाउंज

टाटा समूह की एयर इंडिया ने दिल्ली हवाई अड्डे पर नया महाराजा लाउंज खोला है। एयर इंडिया के प्रमुख कैप्टन विल्यम ने कहा कि यह बदलाव न केवल विमानों में बल्कि हवाई अड्डों पर भी दिखाई देगा। महाराजा लाउंज 16,000 वर्ग फुट में फैला हुआ है और इसमें 'बिजनेस' और 'फर्स्ट क्लास' में लगभग 300 लोग आ सकते हैं। *भाषा*

नागपुर में 15,000 करोड़ रुपये का निवेश करेगा महिंद्रा समूह

सोहिनी दास मुंबई, 6 फरवरी

महिंद्रा समूह ने नागपुर में वाहनों और ट्रैक्टरों के लिए अपनी सबसे बड़ी संयुक्त विनिर्माण इकाई लगाने की योजना का आज ऐलान किया। इसके तहत 10 साल के दौरान 15,000 करोड़ रुपये का निवेश किया जाएगा। इस इकाई में सालाना 5,00,000 वाहन और 1,00,000 ट्रैक्टर बनाने की क्षमता होगी। नागपुर की इस इकाई में उत्पादन साल 2028 में शुरू होने वाला है। यह ऐलान औद्योगिक सम्मेलन एडवांटेज विदर्भ में किया गया। यह सम्मेलन विदर्भ को भारत के विनिर्माण नक्षत्र पर उभरते औद्योगिक केंद्र के तौर पर पेश करता है। यह इकाई नागपुर में 1,500 एकड़ से ज्यादा जमीन पर बनेगी। साथ ही नागपुर से लगभग 400 किलोमीटर दूर संभाजीनगर (पूर्व में औरंगाबाद) में 150 एकड़ का सप्लायर पार्क भी होगा।

इसके अलावा समूह अपनी मौजूदा उत्पादन और इंजन क्षमताओं का विस्तार करने के साथ-साथ अपने 'एडवांस्ड टेक्नॉलजी' कारोबार को बढ़ाने के लिए इगतपुरी-नाशिक क्षेत्र (संभाजीनगर और



विदर्भ के करीब) में लगभग 300 एकड़ जमीन का अधिग्रहण करेगा। महिंद्रा अपनी विनिर्माण पैठ और मजबूत करने के लिए तीन स्थानों पर कुल मिलाकर 2,000 एकड़ से अधिक भूमि का अधिग्रहण कर रहा है। महाराष्ट्र के मुख्यमंत्री देवेंद्र फडणवीस ने कहा कि इस निवेश से खासी संख्या में रोजगार सृजित होंगे तथा विदर्भ और उत्पादन और इंजन क्षमताओं का विस्तार करने के साथ-साथ अपने 'एडवांस्ड टेक्नॉलजी' कारोबार को बढ़ाने के लिए इगतपुरी-नाशिक क्षेत्र (संभाजीनगर और

विदर्भ के करीब) में लगभग 300 एकड़ जमीन का अधिग्रहण करेगा। महिंद्रा अपनी विनिर्माण पैठ और मजबूत करने के लिए तीन स्थानों पर कुल मिलाकर 2,000 एकड़ से अधिक भूमि का अधिग्रहण कर रहा है। महाराष्ट्र के मुख्यमंत्री देवेंद्र फडणवीस ने कहा कि इस निवेश से खासी संख्या में रोजगार सृजित होंगे तथा विदर्भ और उत्पादन और इंजन क्षमताओं का विस्तार करने के साथ-साथ अपने 'एडवांस्ड टेक्नॉलजी' कारोबार को बढ़ाने के लिए इगतपुरी-नाशिक क्षेत्र (संभाजीनगर और

विदर्भ सम्मेलन

- बढ़ेगी वाहन और ट्रैक्टर विनिर्माण क्षमता
- समूह ने किया वाहन-ट्रैक्टर के सबसे बड़े संयुक्त संयंत्र की योजना का ऐलान
- यहां होगी 5,00,000 वाहन और 1,00,000 ट्रैक्टर बनाने की क्षमता

महाराष्ट्र का वाहन और

इस्पात कंपनियों संग करार

महाराष्ट्र सरकार ने राज्य के विदर्भ क्षेत्र में निवेश के लिए वाहन और इस्पात सहित विभिन्न क्षेत्रों की कंपनियों के साथ 48,000 करोड़ रुपये से अधिक के सहमति पत्रों पर हस्ताक्षर किए। नागपुर में एसोसिएशन ऑफ इंडस्ट्रियल डेवलपमेंट के एडवांटेज विदर्भ - खासदार औद्योगिक महोत्सव 2026 में ये समझौते किए गए। कार्यक्रम में केंद्रीय सड़क परिवहन और राजमार्ग मंत्री नितिन गडकरी और महाराष्ट्र के मुख्यमंत्री देवेंद्र फडणवीस उपस्थित थे। सबसे बड़ा एमओयू वाहन निर्माता महिंद्रा

एमहिंद्रा (एमएंडएम) के साथ नागपुर में अत्याधुनिक विनिर्माण संयंत्र स्थापित करने के लिए 15,000 करोड़ रुपये के निवेश के लिए हुआ। एमएंडएम के अलावा, एनमोटिव (जर्मन इलेक्ट्रिक कमर्शल वाहन निर्माता) ने भी 3,200 करोड़ रुपये के निवेश करने के लिए करार पर हस्ताक्षर किए, जिससे नागपुर में गीगा कार्टिंग टेक्नॉलजी आएगी। इससे तिपटिया ईवी सेगमेंट को लाभ मिलने की उम्मीद है। एक इस्पात फर्म सुपर स्मेल्टर्स ने भी 10,000 करोड़ रुपये से अधिक के निवेश के लिए एमओयू पर हस्ताक्षर किए।

नागपुर को लॉजिस्टिक्स और ऑटोमोटिव हब के रूप में पेश करते हुए गडकरी ने विदर्भ के पड़ोसी और घने जंगल वाले जिले गढ़चिरोली को स्टील हब के रूप में विकसित करने पर जोर दिया। *बीएस*

विदर्भ में अपनी पैठ मजबूत

बनाएगा अदाणी समूह

प्राची पिवाल नागपुर, 6 फरवरी

गौतम अदाणी के नेतृत्व वाले अदाणी समूह ने 70,000 करोड़ रुपये के निवेश से महाराष्ट्र के विदर्भ इलाके में ऊर्जा, लॉजिस्टिक्स और एयरपोर्ट इन्फ्रास्ट्रक्चर जैसे क्षेत्रों में अपनी मौजूदगी मजबूत करने का लक्ष्य रखा है। अदाणी एयरपोर्ट होल्डिंग्स के निदेशक और अदाणी समूह के उपाध्यक्ष (वित्त) जीत अदाणी ने शुक्रवार को यहां केंद्रीय सड़क परिवहन और राजमार्ग मंत्री नितिन गडकरी और महाराष्ट्र के मुख्यमंत्री देवेंद्र फडणवीस की उपस्थिति में एसोसिएशन ऑफ इंडस्ट्रियल डेवलपमेंट द्वारा आयोजित 'एडवांटेज विदर्भ-खासदार औद्योगिक महोत्सव 2026' में बोलते हुए विदर्भ के लिए समूह की दीर्घावधि निवेश प्रतिबद्धता को स्पष्ट किया। इस क्षेत्र के लिए समूह के निवेश प्रतिबद्धताओं में से एक लिंगा, कलमेश्वर (नागपुर जिले में) में 70,000 करोड़ रुपये का एकीकृत कोयला गैसीकरण और डाउनस्ट्रीम डेरिवेटिव कॉम्प्लेक्स है। उम्मीद है कि परियोजना से 30,000 प्रत्यक्ष



अदाणी समूह के उपाध्यक्ष (वित्त) जीत अदाणी

नौकरियां पैदा होंगी, उन्नत केमिकल विनिर्माण क्षमताओं का निर्माण होगा, महत्त्वपूर्ण उद्योगों के लिए ऊर्जा स्वतंत्रता को बढ़ावा मिलेगा और नागपुर स्वच्छ ऊर्जा टेक्नॉलजी के वैश्विक मानचित्र पर मजबूती से स्थापित होगा। तिरुड़ा (विदर्भ के गोंदिया जिले में) में अदाणी पावर का महाराष्ट्र का सबसे बड़ा 3,300 मेगावॉट का सुराक्रिटिकल पावर प्लांट है। 2025 में, कंपनी ने 600 मेगावॉट के बुटीबोरी (नागपुर जिले में) पावर प्लांट का कायाकल्प किया। 25 साल के आपूर्ति समझौते के माध्यम से यह खवड़ा (गुजरात में) से अनूटे सौर उत्पादन को मजबूत थर्मल बेसलोड आपूर्ति के साथ मिलाकर महाराष्ट्र के लिए 6,600 मेगावॉट बिजली सुनिश्चित करता है।

बैंक ऑफ इंडिया Bank of India		पलवल शाखा:- बालाजी निवास, राहुल नर्सिंग होम के निकट, दिल्ली मथुरा रोड, पलवल, हरियाणा-121102	
[नियम-8(1) देखें] कब्जा सूचना (अबल सम्पत्ति के लिए)		दूरभाष: 01275-244777, ईमेल: palwal.delhincr@bankofindia.co.in	
सूचित बैंक ऑफ इंडिया, पलवल शाखा के अधिकृत अधिकारी होने के नाते अधोहस्ताक्षरी द्वारा प्रेषित शकियों के प्रतिभूति हित प्रवर्तन अधिनियम, 2002 के अंतर्गत तथा प्रतिभूति हित (प्रवर्तन) नियम, 2002 की धारा 13(12) के अंतर्गत प्रवर्तन शकियों के प्रयोग के तहत धारा 13(2) के अंतर्गत नीचे उल्लिखित कर्जदारों तथा गारंटीदाताओं को खाते के समस्त उल्लिखित तारीख को मांग सूचना जारी की गई थी, जिसका उल्लेख यहां बाद में किया गया है, जिसमें कर्जदारों एवं गारंटीदाताओं को कथित सूचना की प्राप्ति की तारीख से 60 दिनों के अंदर संबंधित कर्ज चुकाना करने को कहा गया था।			
कर्जदारों द्वारा संबंधित कर्ज का भुगतान करने में असफल होने की वजह से एनएचआर कर्जदारों तथा आम जनता को सूचित किया जाता है कि अधोहस्ताक्षरी ने अधिनियम की धारा 13 की उप-धारा (4) के साथ पठित प्रतिभूति हित प्रवर्तन नियम, 2002 के नियम 8 के अंतर्गत प्रवर्तन शकियों के प्रयोग के तहत खाते के समस्त उल्लिखित तारीख को यहां नीचे उल्लिखित सम्पत्तियों पर कब्जा कर लिया है।			
विशेष नोट पर कर्जदारों तथा गारंटीदारों पर आम जनता को एनएचआर सारक किया जाता है कि संबंधित संघित से संबंधित भी सौदा न करे तथा इस संघित से संबंधित कोई भी सौदा उल्लिखित करम के साथ उष पर ध्यान की रकम के लिए बैंक ऑफ इंडिया, पलवल शाखा के प्रभाग का विषय होगा।			
कर्जदार का ध्यान प्रत्याप्त सम्पत्तियों को मुक्त कराने के लिए उपलब्ध समय के संबंध में अधिनियम की धारा 13 की उप-धारा (8) के प्रावधानों की ओर आकर्षित किया जाता है।			
कर्जदार, गारंटर एवं गिरवीदार का नाम	मांग सूचना की तारीख	कब्जा की तारीख	मांग सूचना की तारीख को बकाया रकम
अबल सम्पत्ति का विवरण			
कर्जदार: श्री यशपाल पुत्र सुर सिंह, गिरावी मकान सं. 126, कैलाश नगर, पलवल, फरीदाबाद, हरियाणा-122102	20.11.2025	05.02.2026	रु. 12,43,043.98 एवं उधर पर ध्यान
			नगर परिवहन बसस्टेशन, तहसील एवं जिला पलवल की सीमा के अंदर सेक्ट सं. 33, फिसला सं. 3/2 (5-14), नया गांव, केलाश नगर, मौजा पलवल, हरियाणा में की स्थापित के नाम पर 60 वर्ग गार्ड की सम्पत्ति का सम्पूर्ण एवं सर्वगोपीय हिस्सा धोखाड़ी निम्नानुसार:- उत्तर में: सड़क, पूर्व में: यशपाल का मकान, पश्चिम में: सड़क, दक्षिण में: स्वल्प सिंह का खुला प्लॉट।
तारीख: 06.02.2026	स्थान: पलवल		अधिकृत अधिकारी

गोदावरी पावर एंड इस्पात लिमिटेड

पंजीकृत कार्यालय: 428/2, फेस-1, औद्योगिक क्षेत्र, सिलतरा, रायपुर, छत्तीसगढ़, कारपोरेट कार्यालय: हीरा आर्केड, पंडरी, रायपुर, छत्तीसगढ़- 492004
 सीआईएन: L27106CT1999PLC0137356 दूरभाष: 0771-4082000, वेंबसाइट: www.godawaripowerispat.com ई-मेल: yarra.rao@hiragroup.com

31 दिसम्बर, 2025 को समाप्त तिमाही एवं नौ माही अवधि के लिए समेकित अलेखापरीक्षित वित्तीय परिणामों का अंश
(आय प्रति शेयर को होल्टर 6 करोड़ में)

क्र.	विवरण	समेकित					
		तिमाही अवधि		नौ माही अवधि		वार्षिक अवधि	
		अलेखापरीक्षित	अलेखापरीक्षित	अलेखापरीक्षित	अलेखापरीक्षित	अलेखापरीक्षित	
		31.12.2025	30.09.2025	31.12.2024	31.12.2025	31.12.2024	31.03.2025
1	परिचलनों से कुल आय (शुद्ध)	1166.40	1327.16	1316.04	3839.26	3978.84	5471.71
2	अवधि के लिए शुद्ध लाभ / (हानि) (कर से पहले, असाधारण और/या असाधारण मवों के बाद)	187.60	230.55	191.76	708.68	796.15	1091.32
3	कर पूर्व अवधि के लिए शुद्ध लाभ/(हानि) (असाधारण और/या असाधारण मवों के बाद)	187.60	230.55	191.76	708.68	796.85	1092.02
4	कर के बाद की अवधि के लिए शुद्ध लाभ / (हानि) (असाधारण और/या असाधारण वस्तुओं के बाद)	143.45	161.65	145.04	521.51	591.31	812.98
5	अवधि के लिए कुल व्यापक आय [लाभ/(हानि) अवधि के लिए (कर के बाद) और अन्य व्यापक आय (कर के बाद)]	144.33	170.19	140.01	532.21	587.10	807.97
6	चक्रता इक्विटी शेयर पूंजी	61.37	61.35	61.29	61.37	61.29	61.29
7	रिजर्व (पिछले वर्ष की लेखापरीक्षित बैलेंस शीट में दिखाए गए अनुसार पुनर्मूल्यांकन रिजर्व को छोड़कर)	-	-	-	-	-	4844.70
8	प्रति शेयर आय (रु./1- प्रत्येक) (जारी और बंद परिचालन के लिए) (असाधारण मवों से पहले और बाद में)	2.33	2.63	2.36	8.48	9.63	13.24
	मूल तुल्यकृत	2.25	2.62	2.34	8.17	9.56	13.14

एकमेव वित्तीय परिणामों पर अतिरिक्त जानकारी नीचे दी गई है:

क्र.	विवरण	एकमेव					
		तिमाही अवधि		नौ माही अवधि		वार्षिक अवधि	
		अलेखापरीक्षित	अलेखापरीक्षित	अलेखापरीक्षित	अलेखापरीक्षित	अलेखापरीक्षित	
		31.12.2025	30.09.2025	31.12.2024	31.12.2025	31.12.2024	31.03.2025
1	परिचलनों से कुल आय (शुद्ध)	1027.64	1257.59	1117.76	3443.52	3460.16	4762.89
2	कर पूर्व लाभ/(हानि)	189.91	312.96	179.92	773.18	761.46	1035.75
3	कर के बाद लाभ/(हानि)	148.54	248.40	135.75	597.44	565.15	769.64

टिप्पणियाँ: 1. 31 दिसंबर, 2025 को समाप्त तिमाही एवं नौ माही अवधि के लिए कंपनी के वित्तीय परिणामों की लेखापरीक्षा समिति द्वारा समीक्षा और निदेशक मंडल द्वारा 06 फरवरी, 2026 को आयोजित बैठक में अनुमोदित किया गया।
 2. उपरोक्त विवरण 31 दिसंबर, 2025 को समाप्त तिमाही एवं नौ माही अवधि के लिए दायर वित्तीय परिणामों के विस्तृत प्रारूप का एक उद्धरण है, जो सेबी (सूचीबद्धता सार्वजनिक और प्रकटीकरण आवश्यकताएं) विनियम, 2015 के विनियमन 33 और अन्य लागू प्रावधानों के तहत संतुष्ट एक्सचेंजों के साथ दायर किया गया है। वित्तीय परिणामों के पूर्ण प्रारूप स्टॉक एक्सचेंज वेबसाइटों (www.bseindia.com और www.nseindia.com) और कंपनी की वेबसाइट (www.godawaripowerispat.com) एवं यूपीआर पर उपलब्ध है।

कुते निदेशक मंडल की ओर से
हस्ता.
अभिषेक अग्रवाल, पूर्णकालिक निदेशक

आनंद राठी ने 13 करोड़ रुपये की धोखाधड़ी का खुलासा किया

आनंद राठी शेयर एंड स्टॉक ब्रोकर्स ने शुक्रवार को एक संदिग्ध धोखाधड़ी का खुलासा किया। इसमें पुणे के एक ग्राहक के डीमैट खाते से लगभग 13 करोड़ रुपये के शेयरों का ऑफ-मार्केट ट्रांसफर शामिल था। इसके बाद कंपनी ने कानूनी कार्रवाई शुरू कर दी और आंतरिक नियंत्रण की प्रक्रिया सख्त बना दी है। शेयर बाजार को दी गई जानकारी में ब्रोकरेज ने कहा कि उसकी आंतरिक जांच


समिति ने पाया कि अज्ञात लोगों ने आनंद राठी आईटी प्राइवेट लिमिटेड के कुछ कर्मचारियों के साथ मिलीभगत की ओर धोखाधड़ी, जालसाजी और दस्तावेज और इलेक्ट्रॉनिक रिकॉर्ड बनाने के अपराध में शामिल थे। कंपनी ने स्पष्ट किया कि यह घटना डिपॉजिटरी परिचालन से जुड़ी है और इसमें ब्रोकिंग गतिविधियां शामिल नहीं हैं। ब्रोकरेज ने कहा है कि कथित धोखाधड़ी 6

फरवरी को दोपहर करीब 1 बजे हुई और इसमें ग्राहक के डीमैट खाते से प्रतिभूतियों का ऑफ-मार्केट ट्रांसफर शामिल था। कंपनी ने कहा कि वह एफआईआर दर्ज करने सहित उचित कानूनी कार्रवाई शुरू करने की प्रक्रिया कर रही है। पुणे पुलिस और मुंबई के एन.एम. जोशी पुलिस स्टेशन में इस मामले में पहले ही एक प्रारंभिक शिकायत दर्ज कराई जा चुकी है। *बीएस*

टाटा स्टील का लाभ 723 फीसदी बढ़ा

बीएस संवाददाता/भाषा कोलकाता/नई दिल्ली, 6 फरवरी

वित्त वर्ष 2026 की तीसरी तिमाही में टाटा स्टील का समेकित शुद्ध लाभ एक साल पहले के मुकाबले 723.1 प्रतिशत बढ़कर 2,688.70 करोड़ रुपये रहा। यह बढ़ोतरी भारत में ज्यादा बिक्री,नीदरलैंड्स में सुधार और सभी क्षेत्रों में सुनियोजित लागत नियंत्रण के कारण हुई। पिछले साल इसी अवधि में इस्पात कंपनी का शुद्ध लाभ 326.64 करोड़ रुपये था। तीसरी तिमाही में समेकित आधार पर कुल राजस्व 57,002.40 करोड़ रुपये रहा, जो पिछले साल की तुलना में 6.3 प्रतिशत ज्यादा है। राजस्व क्लूमबर्ग के 57,440.1 करोड़ रुपये के अनुमान से कम रहा, जबकि शुद्ध लाभ उम्मीद से ज्यादा रहा। शुद्ध लाभ के लिए अनुमान 2,527.6 करोड़ रुपये बताया गया था। पिछली तिमाही की तुलना में, कम इस्पात प्राप्ति के कारण राजस्व में 2.9 प्रतिशत और शुद्ध लाभ में 13.3 प्रतिशत की गिरावट आई। मुख्य कार्यवाहक और प्रबंध निदेशक टी वी नरेंद्रन ने वित्तीय नतीजों पर टिप्पणी करते हुए कहा कि वैश्विक परिचालन माहौल टैरिफ, भूराजनीतिक बदलावों और नीति में अंतर से लगातार प्रभावित हो रहा है। उन्होंने कहा, 'इस्पात बाजार पर चीन से तैयार स्टील के बढ़ते निर्यात का असर पड़ा, जो 11.9 करोड़ टन रहा और 2025 के पीक को पार कर गया। इस माहौल में, टाटा स्टील ने इस तिमाही में शानदार प्रदर्शन किया, जिसमें भारत में कच्चे स्टील का उत्पादन 12 फीसदी बढ़ा, जबकि डिलीवरी सालाना आधार पर 14 फीसदी अधिक तेजी से बढ़ी और पहली बार एक तिमाही में 60 लाख टन का आंकड़ा पार किया।'



उन्होंने कहा, 'इस्पात बाजार पर चीन से तैयार स्टील के बढ़ते निर्यात का असर पड़ा, जो 11.9 करोड़ टन रहा और 2025 के पीक को पार कर गया। इस माहौल में, टाटा स्टील ने इस तिमाही में शानदार प्रदर्शन किया, जिसमें भारत में कच्चे स्टील का उत्पादन 12 फीसदी बढ़ा, जबकि डिलीवरी सालाना आधार पर 14 फीसदी अधिक तेजी से बढ़ी और पहली बार एक तिमाही में 60 लाख टन का आंकड़ा पार किया।'

करोड़ रुपये थी। कंपनी ने कहा कि उसके निदेशक मंडल ने 31 मार्च, 2026 को समाप्त वित्त वर्ष के लिए तीन रुपये प्रति शेयर के दूसरे अंतरिम लाभांश को मंजूरी दी है।

एनएसई का

मुनाफा 37% घटा

नेशनल स्टॉक एक्सचेंज ऑफ इंडिया (एनएसई) ने वित्त वर्ष 2026 की तीसरी तिमाही के लिए कर बाद लाभ (पीएटी) 2,409 करोड़ रुपये दर्ज किया है, जो पिछले साल समान तिमाही के 3,834 करोड़ रुपये से 37 प्रतिशत कम है। हालांकि, पिछली तिमाही के मुकाबले पीएटी में लगभग 15 प्रतिशत की बढ़ोतरी हुई है। एक्सचेंज का परिचालन से राजस्व इस तिमाही में 3,925 करोड़ रुपये रहा, जो एक साल पहले इसी तिमाही में दर्ज किए गए 4,349 करोड़ रुपये से कम है। ट्रांजेक्शन चार्ज (जो कुल इनकम का दो-तिहाई से ज्यादा हिस्सा है) सालाना आधार पर 12 प्रतिशत कम हुआ है। एनएसई ने दिसंबर 2025 तिमाही में को-लोकेशन और डार्क फाइबर मामलों के सेटलमेंट के लिए प्रोविजन को पिछली तिमाही के 1,297 करोड़ रुपये से बढ़ाकर 1,307 करोड़ रुपये कर दिया है।

एवरैडी को 7.5 करोड़ रु. का लाभ

एवरैडी इंडस्ट्रीज इंडिया एक्टूबर-दिसंबर 2025 की तिमाही में 7.5 करोड़ रुपये का शुद्ध लाभ दर्ज किया है। कंपनी ने शुक्रवार को जारी एक बयान में यह जानकारी दी। कंपनी ने कहा कि नए श्रम कानूनों के कार्यान्वयन से संबंधित 9.4 करोड़ रुपये के एकमुश्त अतिरिक्त खर्च के कारण उसके मुनाफे पर असर पड़ा है। पिछले वित्त वर्ष की समान तिमाही में कंपनी ने 13.1 करोड़ रुपये का शुद्ध लाभ दर्ज किया था।

सीईएससी का लाभ 8% बढ़ा

सीईएससी का चालू वित्त वर्ष की तीसरी तिमाही में एकीकृत शुद्ध लाभ करीब आठ प्रतिशत बढ़कर 304 करोड़ रुपये था। पिछले वित्त वर्ष 2024-25 की तीसरी (अक्टूबर-दिसंबर) तिमाही में कंपनी का शुद्ध लाभ 282 करोड़ रुपये रहा था। चालू वित्त वर्ष 2025-26 की समीक्षाधीन तिमाही में कुल आय बढ़कर 4,099 करोड़ रुपये हो गई।

मॉर्गन स्टेनली को भारतीय इक्विटी में दिख रही री-रेटिंग की गुंजाइश

बीएस संवाददाता मुंबई, 6 फरवरी

मॉर्गन स्टेनली की एक रिपोर्ट में कहा गया है कि घरेलू शेयर बाजार एक ऐसे आकर्षक दौर में प्रवेश कर रहा है, जिसमें पिछले कमजोर रिटर्न, सस्ते मूल्यांकन, मजबूत नीतिगत समर्थन और विदेशी निवेशकों की धीमी पोजीशन सब मिलकर स्थायी बाजार री-रेटिंग के लिए परिस्थितियां बना रहे हैं। प्रबंध निदेशक और मुख्य इंडिया इक्विटी रणनीतिकार रिथम देसाई ने तर्क दिया है कि भारत का पिछले 12 महीनों का इक्विटी प्रदर्शन रिकॉर्ड में सबसे खराब है, जबकि सापेक्ष मूल्यांकन ऐतिहासिक निम्न स्तर पर पहुंच रहे हैं। इससे अंडर-

पोजीशन वाले विदेशी पोर्टफोलियो निवेशकों (एफपीआई) के लिए संभावित 'पैन ट्रेड' की स्थिति बन रही है। रिपोर्ट में कहा गया है कि वैल्यूएशन, परफॉर्मेंस और पोजिशनिंग सब कुछ पक्ष में है और यह भी बताया कि पिछले चार साल में एफपीआई का निवेश लगातार कमजोर हुआ है। कमजोर रुपा और नए कॉर्पोरेट पुनर्खरीद चक्र की संभावना इसे और मजबूत बनाती है। रिपोर्ट में कहा गया है कि व्यापार समझौतों और चीन के साथ तनाव कम होने से पॉजिटिव माहौल बन रहा है। मॉर्गन स्टेनली ने दिसंबर 2026 तक बीएसई के सेंसेक्स का बेस-केस टारगेट 95,000 रखा है।

AMRAPALI FILMS LIMITED
CIN: IN04911WB1675PLC000251
Regd. Office: 3-D, Doodhbugh House, 41, Shikharpekar Sarani, Kolkatta - 700 017
Corporate Office: Mono 70 MM Promises, East Gandhi Market, Patna-800004
Website: www.amrapalfilms.com, Email: id.amrapalfilms@gmail.com, Phone No: 91-92192-927292

Extract of Standalone Unaudited Financial Results for the Quarter and Nine Months Ended December 31, 2025

Sl. No.	Particulars	3 Months ended		
		Quarter ended 31-December 2025	Nine Months ended 31-December 2025	Quarter ended 31-December 2024
1	Total income from operations (net)	82,69	226.08	94.53
2	Net Profit/(Loss) for the quarter (before tax, Exceptional and/or Extraordinary Items)	19.04	47.34	27.23
3	Net Profit/(Loss) for the quarter (after tax, after Exceptional and/or Extraordinary Items)	19.04	47.34	27.23
4	Net Profit/(Loss) for the period after tax (after Exceptional and/or Extraordinary Items)	19.04	47.34	27.23
5	Total Comprehensive Income for the period (Comprising Profit/(Loss) for the period (after tax) and Other Comprehensive Income (after tax))	19.04	47.34	27.23
6	Equity Share Capital			
7	Earnings Per Share of Rs. 10/- each:	4.02	4.02	4.02
8	Basic:	4.74	11.78	5.53
9	Diluted:	4.74	11.78	5.53

Notes:
1. The above is an extract of the detailed format of Quarterly Financial Results filed with the Stock Exchanges under Regulation 33 of the SEBI (Listing and Other Disclosure Requirements) Regulations, 2015. The full format of the Quarterly Financial Results are available on the website of the Stock Exchange and the listed entity www.amrapalfilms.com
2. For and on behalf of the Board of Directors

Ajay Kumar Kataria
Whole-time Director
(DN:00289555)

Place: Kolkata
Date: February 9, 2026

KIAASA RETAIL LIMITED
CIN: U19101UP2022PLC165410
Regd. Add: 137, SSGT Road Industrial Area, Ghaziabad, Uttar Pradesh, India, 201001. Email: cs@kiaasaretail.com, Website: www.kiaasa.com

NOTICE OF 8th EXTRA ORDINARY GENERAL MEETING AND BOOK CLOSURE

Notice is hereby given that the 8th Extra Ordinary General Meeting of the members of the company shall be held on Monday, 2nd March, 2026 at 11:00 am at the Corporate Office of the company situated at Plot No. 1/65, First Floor, SSGT Road Industrial Area, Ghaziabad, Uttar Pradesh, India, 201001 to transact the Special Business as given in the notice of EGM. The notice of EGM has been sent only in electronic mode to all the members at their registered e-mail ids with company/registrar and transfer agent/depository participants. The deposit of notice has been completed on Friday, 6th day of February, 2026.

All the members are hereby informed that:

- A Statement setting out material facts pursuant to section 102 of the Companies Act, 2013 (the Act) with respect to the items covered under special business of the notice is annexed hereto.
- In terms of section 105 of the Companies Act, 2013, a member of a company entitled to attend and vote at the Extra-Ordinary General Meeting is entitled to appoint another person as a proxy to attend and vote instead of himself/herself and the proxy need not be a member of the company.
- Corporate Members intending to send their authorized representatives to attend the Meeting are requested to send to the company a certified copy of the Board Resolution authorizing their representative to attend and vote on their behalf at the Meeting.
- Members/Process should fill the Attendance Slip for attending the Meeting and bring their Attendance Slip to the Meeting.
- The instrument appointing the proxy, in order to be effective, must be deposited at the Corporate Office of the company, duly completed and signed, not less than 48 HOURS before the commencement of the meeting. Proxies submitted on behalf of companies, societies, etc., must be supported by an appropriate resolution/authority, as applicable. A person can act as proxy on behalf of shareholders not exceeding fifty (50) and/or holding an aggregate not more than 10% of the total share capital of the Company in case a proxy is proposed to be appointed by a shareholder holding more than 10% of the total share capital of the Company carrying voting rights, then such proxy shall not act as proxy for any other person or shareholders.
- Members are requested to notify their change of address, if any, to the Company.
- All relevant documents referred in this Notice and the Explanatory Statement shall be open for inspection by the Members at the Corporate Office of the Company during the business hours on all working days to the date of EGM.
- Any person who acquires shares of the company and becomes a member of the Company after sending the Notice on 23rd February, 2026 shall be entitled to vote in proportion to the paid-up value of the equity shares they hold.
- The Register of members and share transfer books of the company will remain closed from 24th February, 2026 to 02nd March, 2026 (both days inclusive) for the purpose of 8th Extra Ordinary General Meeting.
- In terms of the requirements of the Secretarial Standard (SS-2) on a route map of the venue of the EGM is enclosed.

By the order of the Board of Directors
For Kiaasa Retail Limited

Sd/-
Date: February 06, 2026
Place: Ghaziabad

Kanishka Singhla
Company Secretary & Compliance officer

बी ई एम एल BEML LIMITED
(Schedule 'A' Company under Ministry of Defence)
Registered Office: 'BEML SOUTH', 23/1, 4th Main Road, S.R. Nagar, Bengaluru-560 027
Tel. & Fax: (080) 22963142, E-mail: cs@beml.co.in, Website: www.bemlindia.in

Statement of Standalone & Consolidated unaudited Results for the Quarter and Nine months ended 31.12.2025

(Rs. in lakhs except EPS)

Sl. No.	PARTICULARS	STANDALONE				CONSOLIDATED			
		Quarter ended	Quarter ended	Quarter ended	Year ended	Quarter ended	Quarter ended	Quarter ended	Year ended
		31.12.2025	31.12.2025	31.12.2024	31.03.2025	31.12.2025	31.12.2025	31.12.2024	31.03.2025
1	Total Income from Operations	1,08,327	2,55,635	87,577	4,02,222	1,08,327	2,55,635	87,577	4,02,222
2	Net Profit/(Loss) for the quarter (before tax, Exceptional and/or Extraordinary Items)	(2,573)	(4,574)	2,995	40,543	(2,541)	(4,539)	2,958	40,376
3	Net Profit/(Loss) for the period after tax (after Exceptional and/or Extraordinary Items)	(2,573)	(4,574)	2,995	40,543	(2,541)	(4,539)	2,958	40,376
4	Net Profit/(Loss) for the period after tax (after Exceptional and/or Extraordinary Items)	(2,270)	(3,181)	2,477	29,419	(2,238)	(3,844)	2,441	29,232
5	Total Comprehensive Income for the period (Comprising Profit/(Loss) for the period (after tax) and Other Comprehensive Income (after tax))	(2,247)	(3,884)	2,415	20,650	(2,215)	(3,558)	2,279	29,484
6	Paid up Equity Share Capital	4,164	4,164	4,164	4,164	4,164	4,164	4,164	4,164
7	Reserves (excluding Revaluation Reserve)	2,70,519	2,70,519	2,56,909	2,81,211	2,70,519	2,70,519	2,56,909	2,81,211
8	Security Premium Account	61,204	61,204	61,204	61,204	61,204	61,204	61,204	61,204
9	Net worth	2,74,756	2,74,756	2,67,817	2,85,396	2,77,162	2,77,162	2,72,267	2,88,689
10	Plant with Debt Capital / Outstanding Debt	-	-	-	-	-	-	-	-
11	Outstanding Redeemable Preference Shares	-	-	-	-	-	-	-	-
12	Debt Equity Ratio	0.24	0.34	0.25	0.08	0.34	0.34	0.24	0.08
13	Earnings per Share (EPS) - (Rs/-)								
	(For continuing and discontinued operations)								
1. Basic:	(2.73)	(3.82)	2.97	35.32	(2.69)	(4.62)	2.93	35.12	
2. Diluted:	(2.73)	(3.82)	2.97	35.32	(2.69)	(4.62)	2.93	35.12	
14	Capital Redemption Reserve	-	-	-	-	-	-	-	-
15	Debiture Redemption Reserve	-	-	-	-	-	-	-	-
16	Debt Service Coverage Ratio	0.61	1.49	3.91	9.78	0.64	1.50	3.88	9.75
17	Interest Service Coverage Ratio	(1.22)	(0.46)	2.79	8.46	(1.19)	(0.45)	2.77	8.43

* Adjusted for all the previous periods consequent to split of equity shares on 03.11.2025.

Notes:
1. Above is an extract of the detailed format of Quarterly and Nine months Financial Results filed with the Stock Exchanges under Regulation 33 of the LODR Regulations. The full format of the Quarterly and Nine months Financial Results is available at the website of the stock exchanges NSE at www.nseindia.com, the BSE at www.bseindia.com and the company's website at www.bemlindia.in.

By order of the Board
for BEML Limited
Sd/-
(SHANTANU ROY)
Chairman and Managing Director

Place: Bengaluru
Date: 06-02-2026

LANCER CONTAINER LINES LIMITED
CIN: L74999MH2011PLC214448
Regd. Office: Mayush Chambers Premises Co-Op. Society Ltd, Unit No. H02B, H02C & H02A, Plot No.80, Sector-11, CBD Belapur, Navi Mumbai, 400614
Tel No: (91 22) 2756949/4142, E-Mail: secret@lancercil.com, Website: www.lancercil.com

STATEMENT OF STANDALONE AND CONSOLIDATED UNAUDITED FINANCIAL RESULTS FOR THE QUARTER AND NINE MONTHS ENDED DECEMBER 31, 2025

Lancer Container Lines Limited ("Company") hereby informs that the Standalone and Consolidated Unaudited Financial Results for the quarter and nine months ended December 31, 2025 ("Results") have been reviewed by the Audit Committee and approved by Board of Directors at their respective meetings held on Thursday, February 5, 2026 and the limited review has been carried out by Praneti Yadav & Co., Chartered Accountants, Statutory Auditors of the Company.

In compliance with Regulation 33 of SEBI (Listing Obligations and Disclosure Requirements) Regulations, 2015, as amended from time to time, the full format along with the Limited Review Report available on the website of the Company at https://lancercil.com and on the website of Stock Exchange i.e. BSE Limited at www.bseindia.com. The same can also be accessed by scanning the given Quick Response ("QR") Code given below.

For and on behalf of the Board of Directors
Lancer Container Lines Limited
Sd/-
Pranali Jain
Chairman & Managing Director
(DN:08000808)

Date: February 6, 2026
Place: Navi Mumbai

SHIRAM FINANCE LIMITED
PUBLIC NOTICE

This is to inform our customers and public at large that our **Bhanpur Branch** located at Ground Floor, Beside of Govt. Higher Secondary School, Main Road, Bhanpur, Bastar, Chhattisgarh - 494224 will shift to First Floor, Behind Sumit Bazar Shopping Mall, Infront of Bus Stand, Kondagaon, Bastar, Chhattisgarh - 494226 from 11th May, 2026.

The Customers are requested to contact the new office premises for their needs.

REGIONAL BUSINESS HEAD

SBFC Finance Limited
CIN No: L67190MH2008PLC187270

NOTICE OF POSTAL BALLOT

NOTICE is hereby given pursuant to Section 110 read with Section 108 and other applicable provisions, if any, of the Companies Act, 2013, (the Act), read with Rules 20 and 22 of the Companies (Management and Administration) Rules, 2014, Regulation 44 of the Securities and Exchange Board of India (Listing Obligations and Disclosure Requirements) Regulations, 2015 (SEBI Listing Regulations) and the Secretarial Standard - 2 on General Meetings issued by The Institute of Company Secretaries of India, each as amended and read with the General Circular 134(2020) dated April 8, 2020, 17/2020 dated April 13, 2020, and subsequent circulars issued in this regard, the latest being 03/2025 dated September 22, 2025 issued by the Ministry of Corporate Affairs (MCA) (Circulars) (including any statutory modification(s) or re-enactment(s) thereof) for the time being, to transact the special business as set out hereunder is proposed for approval of the Members of SBFC Finance Limited by passing Special Resolutions by way of postal ballot only by voting through electronic means (remote e-voting).

Description of Resolution	Type of Resolution
Re-designation of Mr. Assem Dhu (DIN: 01761455) as Executive Vice-Chairman of the Company	Special Resolution
Re-designation of Mr. Mahesh Dayari (DIN: 06561389) as Managing Director & CEO of the Company	Special Resolution

The Notice of Postal Ballot dated 3rd February, 2026 ("Notice") is available on the website of the Company at www.sbfc.com/investors and on the website of the Stock Exchanges viz. BSE Limited ("BSE") and The National Stock Exchange of India Limited ("NSE") at www.bseindia.com and www.nseindia.com respectively. A copy of the same is also available on the website of KFin Technologies Limited at https://evoting.kfin.tech.

Pursuant to the MCA Circulars, the Company has only sent the electronic copies of Notice along with the explanatory statement on Friday, 6th February, 2026 at 5:00 p.m. (IST) to all the Members of the Company whose names appear on the Register of Members of the Company as on Friday, 30th January, 2026 (Cut-off date) and who have registered their email addresses with the Depository Participant or Registrar and Share Transfer Agent of the Company i.e. KFin Technologies Limited. Accordingly, physical copy of the Notice along with Postal Ballot Form and pre-paid business reply envelope has not been sent to the Members for this Postal Ballot. The Company has engaged the services of KFin Technologies Limited ("KFinTech") to provide remote e-voting facility to its Members and communication of assent or dissent of the Members would only take place through the remote e-voting system. The remote e-voting period commences on Saturday, 7th February, 2026 at 9:00 a.m. (IST) and shall end on Sunday, 8th March, 2026 at 5:00 p.m. (IST). Members are requested to carefully read the instructions in the Postal Ballot and record their assent (FOR) or dissent (AGAINST) only through remote e-voting latest by 5:00 p.m. (IST) on Sunday, 8th March, 2026, failing which it will stand by consent (FOR) and the votes have been received from the Member.

The remote e-voting module shall be disabled by KFinTech thereafter and Members will not be allowed to vote electronically beyond the said date and time. Voting rights of the Members shall be in proportion to the shares held by them in the paid-up equity share capital of the Company on a Cut-off date. Once vote on a resolution is cast, the Member will not be able to change it subsequently. Only those Members whose names are recorded in the Register of Members of the Company or in the List of Beneficial Owners as on the Cut-off date will be entitled to cast their votes by remote e-voting. Eligible Members who have not registered their email addresses with the Company may send an email at the e-mail: evoting@kfin.tech in case with DP ID & Client ID (DP ID & Client ID), name of the Member, a scanned copy of PAN card and Aadhar and client master copy of Consolidated Account Statement in case of electronic folio and copy of share certificate in case of physical for sending the Postal Ballot and the e-voting instructions, basis which, RTW will email a copy of the Notice along with the remote e-voting User ID and Password to those members who have not registered their email addresses with the Company.

In case of any queries, you may contact Mr. Mohammed Shauror or Mr. Praveen Chakravarti of KFinTech at email address: evoting@kfin.tech or contact no: 020-260309-0101. The Board of Directors of the Company has appointed Ms. Jyegana V. Ved (Membership No. FCS 6488) or falling her, Mr. Mitesh Dhabadiya (Membership No. FCS 8331) of M/s Park & Associates, Practicing Company Secretaries, as the Scrutinizer to scrutinize the remote e-voting process in a fair and transparent manner. After completion of scrutiny of the votes cast, the Scrutinizer will submit her/his report to the Chairperson of the Company or any other person authorized by the Chairperson with 2 working days of the closing of e-voting period. The Resolutions shall be deemed to have been passed on Sunday, 8th March, 2026, being the last date specified by the Company for Remote E-voting process, subject to receipt of the requisite number of votes in favour of the Resolutions. The results of the Postal Ballot conducted through remote e-voting along with the Scrutinizer Report will be made available on the website of the Company at www.sbfc.com/investors, the website of KFinTech at https://evoting.kfin.tech and shall also be displayed on the website of BSE and NSE on their respective websites i.e. www.bseindia.com and www.nseindia.com, where the shares of the Company are listed within the stipulated timelines. The results will also be placed on the Register of Members of the Company.

In case of any query/clarification with respect to Remote E-voting, please visit "Help"/FAQs section available on KFinTech's website: https://evoting.kfin.tech or send an e-mail to evoting@kfin.tech or call KFinTech on toll free number 1800-300-4001.

Those members who have not yet registered their email addresses are requested to register the same with their Depository Participants in case the shares are held by them in electronic form and with the Company or the Company's Registrar & Transfer Agent, KFin Technologies Limited, Selenium Building, Tower 1, Plot No. 31 & 32, Gachibowli Financial District, Nanaknagar, Serilingampally Mandal, Hyderabad - 500 032, in case the shares are held by them in physical form, to enable sending of notices, documents, annual reports and other communications electronically in future.

Members are requested to carefully read the notes set out in this Postal Ballot Notice and in particular, the manner of casting vote through Remote E-voting.

By Order of the Board of Directors
Date: 6th February, 2026
Place: Mumbai

Namrata Sadjani
Company Secretary & Chief Compliance Officer
ICSI Membership No.: F11003

Registered Office: Unit No. 103, 1st Floor, CAB Square, Sangam Complex, Andheri Kurla Road, Vikas Chhabra, Andheri East, Mumbai - 400 059
T: +91-22-67873300 F: +91-22-67873334
W: www.sbfc.com E: evoting@kfin.tech/sbfc.com

SHREEJI SHIPPING GLOBAL
SHREEJI SHIPPING GLOBAL PRIVATE LIMITED & SHREEJI SHIPPING
(Formerly known as SHREEJI SHIPPING GLOBAL PRIVATE LIMITED & SHREEJI SHIPPING)
Regd. Office: 'SHREEJI HOUSE', Town Hall Circle, Jammuagar - 351001 (Gujarat), India.
Phone: +91 298 255331, E-mail: info@shreejishipping.com, Website: www.shreejishipping.in

STATEMENT OF UNAUDITED FINANCIAL RESULTS FOR THE QUARTER AND NINE MONTHS ENDED DECEMBER 31, 2025.

The Board of Directors of the company in their meeting held on February 05th, 2026, approved the Unaudited Financial Results of the company, for the Quarter and nine months ended December 31, 2025.

The Unaudited Financial Results along with the Limited Review Report has been hosted on the website of the Company at www.shreejishipping.in and on the website of BSE Limited (www.bseindia.com) and on NSE Limited (www.nseindia.com) and can be accessed by scanning the QR Code.

By Order of Board
For, Shreeji Shipping Global Limited
Sd/-
Jitendrakumar Haridas Lal
Joint Managing Director (DIN: 00991555)

Place: Jamnagar
Date: February 06, 2026

Note: The above information is in accordance with Regulation 33 read with Regulation 47(1) of the SEBI (LODR) Regulations, 2015.

"IMPORTANT"

Whilst care is taken prior to acceptance of advertising copy, it is not possible to verify its contents. The Indian Express (P) Limited cannot be held responsible for such contents, nor for any loss or damage incurred as a result of transactions with companies, associations or individuals advertising in its newspapers or Publications. We therefore recommend that readers make necessary inquiries before sending any monies or entering into any agreements with advertisers or otherwise acting on an advertisement in any manner whatsoever.

IMPAL
INDIA MOTOR PARTS & ACCESSORIES LIMITED
CIN: L55911TN1954PLC000959
Regd. Off. No.48, White Star, Chennai 600 014
Email: seo@impal.net, Website: www.impal.net

NOTICE

Special Window for Transfer and Dematerialization of Physical Securities

Pursuant to Securities and Exchange Board of India (SEBI) Circular No. HD/308/13/11/2020-MRSD-FOD/3750/2026 dated January 30, 2026, we wish to inform you that a special one-year window has been opened to facilitate the transfer and dematerialization of physical securities.

Time Period: The Special Window shall remain open from 5th February, 2026 to 4th February, 2027.

Criteria: This facility is available for physical securities sold/purchased prior to 1st April, 2019, provided the original security certificate is available.

Categories for Application:

- **Re-Redemption:** Transfer request submitted prior to 1st April, 2019 and were rejected/returned/not attended due to deficiency in documents, process or other reasons.
- **Freehold Mortgage:** New Transfer request, where the Transfer Deed was executed prior to 1st April, 2019.

Conditions:

- Investors may lodge their requests with the Company's Registrar and Transfer Agent, along with the requisite documents as prescribed under the SEBI circular.
- The securities so transferred shall be credited to the transferee only in dematerialized form and shall be subject to a lock-in period of one year from the date of registration of transfer. During the lock-in period such securities cannot be transferred in any manner or pledged.

Cases not Considered under this special window:

- Securities involving disputes between transferor and transferee will not be considered in this window and may be settled by transferor and transferee through court/NCLT process.
- Securities which have been transferred to Investor Education and Protection Fund (IEPF) shall not be considered under this window for processing.

Details of Registrar and Transfer Agent (RTA):
M/s. Chennai Corporate Services Limited
Unit: IMPAL, "Gowernment Building", No. 1, Club House Road, Chennai - 600 002. Ph: 044 - 2594 4300.
Email: investor@camcinda.com, Website: https://wisdom.camcinda.com

This notice is issued for the information of shareholders and in compliance with SEBI.

For India Motor Parts & Accessories Limited
Sd/-
Place: Chennai
Date: 06.02.2026

R Swathi
Company Secretary

HIRA GODAWARI POWER & ISPAT LIMITED
Regd. Office: 428/2, Phase-1, Industrial Area, Silta, Rajapur (C.G.) Corporate Office: Hira Arcade, Pandri, Rajapur (C.G.) 429004
CIN: L27106GT1999PLC013756, Tel: 0771-4082000, Website: www.godawaripowerispat.com, E-mail: yarra.rao@hiragroup.com

EXTRACT OF CONSOLIDATED UNAUDITED FINANCIAL RESULTS FOR THE QUARTER AND NINE MONTHS ENDED 31.12.2025
(Except EPS all figures are in Crores)

Sl. No.	Particulars	CONSOLIDATED						
		3 MONTHS ENDED		9 MONTHS ENDED		YEAR ENDED		
		Un-audited	Un-audited	Un-audited	Un-audited	Un-audited	Audited	
1	Total Income from Operations	1156.40	36.69,2025	31.12.2024	1316.04	38,39.26	3978.84	5471.71
2	Net Profit/(Loss) for the period (before tax, Exceptional and/or Extraordinary Items)	187.60	230.55	191.76	708.68	796.15	1091.32	
3	Net Profit/(Loss) for the period after tax (after Exceptional and/or Extraordinary Items)	187.60	230.55	191.76	708.68	796.85	1092.02	
4	Net Profit/(Loss) for the period after tax (after Exceptional and/or Extraordinary Items)	148.45	181.65	148.04	521.61	591.31	812.98	
5	Total Comprehensive Income for the period (Comprising Profit/(Loss) for the period (after tax) and Other Comprehensive Income (after tax))	144.33	170.19	140.01	532.21	587.10	807.97	
6	Paid-Up Equity Share Capital	61.37	61.35	61.29	61.37	61.29	61.29	
7	Reserves (excluding Revaluation Reserve as shown in the Audited Balance Sheet of the previous year)	-	-	-	-	-	4844.70	
8	Earnings Per Share (of Rs. 1/- each): (for continuing and discontinued operations) (before and after extraordinary items) -							
(a) Basic:	2.33	2.83	2.36	8.48	9.63	13.24		
(b) Diluted:	2.26	2.82	2.34	8.17	9.66	13.14		

The additional information on Standalone Financial Results is as below:

Sl. No.	Particulars	STANDALONE			YEAR ENDED		
		3 MONTHS ENDED		9 MONTHS ENDED	YEAR ENDED		YEAR ENDED
		Un-audited	Un-audited	Un-audited	Un-audited	Audited	Audited
1	Total Income from Operations	1027.64	1257.59	1117.76	3443.52	3460.16	4762.89
2	Profit/(Loss) before tax	188.91	312.96	179.92	773.18	764.16	1035.75
3	Profit/(Loss) after tax	148.54	248.40	135.75	597.44	565.15	769.84

Notes:
1. The Financial Results of the company for the quarter and nine months ended 31st December, 2025 have been reviewed by the Audit Committee and approved by the Board of Directors at their respective meetings held on 06th February, 2026.
2. The above is an extract of the detailed format of financial results filed for the quarter and nine months ended 31st December, 2025 filed with stock exchanges under regulation 33 as other applicable provisions of the SEBI (Listing Obligations and Disclosure Requirements) Regulations, 2015. The full format of the financial results are available on the website of the stock exchanges viz. BSE and NSE at www.bseindia.com and on the website of stock exchange at investors' Financial Reporting Quarterly Report at www.godawaripowerispat.com and also you can view results by QR Code.

For and on behalf of Board of Directors
Sd/-
Abhishek Agrawal
Whole-time Director

Place: Rajapur
Date: 06.02.2026

paper.financialexpress.com

New Delhi

Bitcoin slides to fresh low as ETF outflows, macro fears trigger sell-off

SENTIMENT SOURS. The plunge reflects heightened volatility across the crypto market

Sanjana B
Bengaluru

Bitcoin experienced a sharp correction on Thursday, briefly dipping below \$60,000, its lowest level since September 2024, before rebounding to around \$70,000 the next day. It last hit an all-time high of \$123,000 in October 2025.

"Bitcoin's sharp drop marks its weakest stretch since late 2024, with the asset now down nearly half from its October 2025 peak as heavy liquidations and persistent ETF outflows intensify selling pressure. The repeated failure to sustain rebounds above the \$70,000-\$72,000 zone has reinforced



UNDER PRESSURE. The fall to \$60,000 represented a 17% intraday swing, reflecting high volatility across the crypto market

a defensive market tone, while extreme fear readings and elevated volatility point to ongoing deleveraging," Avinash Shekhar, Co-founder and CEO, PH2, highlighted.

The drop to \$60,000 represented a 17 per cent intra-

day swing, reflecting heightened volatility across the crypto market.

LOWEST READING
The broader sentiment turned risk-off, with the Crypto Fear & Greed Index plunging to 5 or extreme

fear, its lowest reading since mid-2023, according to Riza Subhani, Research Analyst, Delta Exchange.

Vikram Subburaj, CEO of Giottus.com, said the sell-off was triggered by Bitcoin breaking below key technical levels. Glassnode data show it has fallen below the true market mean, a level seen as the average cost of actively traded coins, which typically turns into resistance once breached.

At the same time, more recent buyers are now at a loss, increasing the risk of forced selling during sharp declines. He added that institutional flows have offered little comfort. Spot Bitcoin ETFs in the US recorded heavy net outflows earlier in

the week, with February 4 alone seeing withdrawals of roughly \$5.5 billion.

Markets are also bracing for a cluster of delayed US data releases next week, including the January jobs report and CPI figures.

FED RATE CUTS
Strong labour or inflation readings could push expectations for Federal Reserve rate cuts further out. If Treasury yields stay elevated and the dollar remains firm, it will be an unhelpful mix for crypto.

Fed funds futures still point to rate cuts later in 2026, but traders remain cautious about pricing them in early due to persistent inflation pressures.

Rapido rolls out zero-commission food delivery platform Ownly in Bengaluru

Jyoti Banthia
Bengaluru



Rapido is doubling down on its push into food delivery, rolling out its zero-commission platform Ownly across Bengaluru after a pilot launched in select pockets in November last year.

The company is positioning Ownly as a structurally different model from existing aggregators, with pricing control resting with restaurants and delivery charges transparently passed on to consumers.

At a round table with the National Restaurant Association of India, Rapido said it will step up marketing for Ownly in Bengaluru to build city as a brand," he said, signalling an imminent marketing push.

Vivek Vashista, head of new initiatives at Rapido,

said the platform, which ran pilots in Koramangala, HSR Layout and BTM Layout, is now operational across the city.

"You're going to be seeing, especially across Bengaluru, Ownly on your phones, Ownly splashed across your city as a brand," he said, signalling an imminent marketing push.

Vivek Vashista, head of new initiatives at Rapido, does not intend to re-

main limited to a single market. "If we simply stay in one city for too long, people will think we don't really mean business. We need to scale across tier-1 cities," he said, pointing to expansion plans beyond Bengaluru.

PLATFORM FEE
Rapido has assured restaurant partners that it will not impose platform or visibility fees, a departure from prevailing industry practices.

The model also avoids commission-based structures, allowing restaurants to retain the full value of orders.

"In the beginning, we're not going to be earning money. We're okay with that because for all of us to succeed, we have to drive growth," Vashista said, adding that monetisation will come directly from customers.

'India will be a significant market for us going forward'

bl.interview

Vallari Sangriri
Mumbai

Betting heavily on Asian markets, Priya Hardikar, Chief Financial Officer at KPIT Technologies, said the company will be focusing on India in a big way for the coming quarters. Voicing optimism for the final quarter of FY26, Hardikar said the region will be a key driver going forward.

The optimism for Q4 also comes in light of the India-US trade developments that eased tariffs as well as the Budget announcements that focused on manufacturing.

Edited excerpts:

What were the levers you focused on to ensure performance this fiscal year?
Our current quarter growth is largely contributed by Europe and of highway commercial.

The India-US trade deal is bringing in stability. Importantly, we are focusing on AI infused mobility solutions. We are looking at our overall business and taking a large pivot to transform ourselves into a solution-based trans-

formation. Our fixed price revenue is significantly improving because we are taking this plunge.

That is helping us on the margin front and also in terms of getting good deals. Our TCV is over \$200 million.

Another factor that has improved is per person revenue. Due to our AI infused mobility solutions, the per person revenue has also improved.

Two major things that happened recently were the Budget allocations and the India-US trade discussions. How do you see your TCV performing?

We see positive discussions in the US and in Europe clearly, and there are certain pockets of Japan and Korea also.

If we do manage this transformation well, we are ready for growth in future. In terms of geography, we are adding people that will help us to handle the complex situation, navigate clients and bring about the AI as well as the solution transformation.

The trade deal is bringing stability and client spend will

improve. So, US will do better. What we now see is India is a significant market for us.

We are investing in people, bringing solutions typical to Indian clients. So, those specific India-centric solutions are also working well. You will see a lot of traction out of India as a geography. Overall, I think in the mid-term, we see a significant growth coming into KPIT. We are very bullish about mid-term with the growth coming largely from India, China and Asian geographies.

Europe and US will also grow but the significant chunk will come from Asian geographies.

Then does that mean Western markets are saturated?

No. Over the last few quarters, the client spend in Europe and the US has been discontinued or stagnant. Now they will start the spend as they have large pockets. The macroeconomic uncertainty kept everybody on their toes but now they will also grow as the other clients.

I see China and India are geographies coming up significantly now because their size was much smaller a year ago in our revenue pie. That is why I said China and India is a percentage will



PRIYA HARDIKAR
CFO, KPIT Technologies

grow significantly higher than the US and Europe. The spend will continue and we see positive discussions across all pockets, including Japan.

Is it possible KPIT will provide further split in terms of the Asian market?

You are right. We are already discussing that. We will decide after the year is over, especially for Asia. We are also solidifying our leadership team. We've hired significantly senior team members in geographies also. Our existing team is also now getting elevated to do higher roles. You will soon see the split maybe in couple of quarters.

KPIT has had good numbers in terms of your workforce. But there is a decline in your headcount. Is this

an AI impact or due to seasonality?

A little bit of both. We are taking this transformation to AI-based mobility and disassociating the people-based revenue model. That is why you see the fixed price projects increasing and revenue per person increasing. While we are hiring freshers, we are also hiring a top critical talent pool, especially from a technology point of view. Also, we absorbed the Caresoft employees from the acquisition.

What are your margin and deal win expectations following recent developments?

FY27 will be definitely a better year than FY26. We are more bullish on the mid-term, that is next two to three years in terms of growth and profitability. Q4 will be one of the best quarters in the current fiscal year.

Veranda Learning's PAT rises to ₹12.5 crore in Q3

Our Bureau
Chennai

Veranda Learning Solutions, the Chennai-based education company, reported a consolidated PAT of ₹12.5 crore for the third quarter ended December 2025, as against a net loss of ₹201 crore in the corresponding quarter last year.

Revenue from operations was up 51 per cent to ₹117 crore (₹77 crore). The company attributed the increase in PAT to a reduction in finance costs and depreciation.

ACADEMIC VERTICAL
In terms of its segments, Veranda Learning Solutions posted a 7-year year-on-year (y-o-y) decline in its academic vertical while the Government Test Prep vertical saw a downturn of 6 per cent y-o-y. The Commerce

Test Prep vertical posted huge gains going up 11 per cent from ₹28 crore in Q3FY25 to ₹80 crore in Q3FY26. As for enrolments, it went up to 1,11,363 from the earlier 71,897.

STEADY GROWTH

"We closed the first nine months of the year with strong momentum, supported by steady growth in student enrolments, an expanded course portfolio, and the successful rollout of new programmes across both on-line and offline formats. All business segments delivered healthy growth during the period. With the approval of the commerce demerger and completion of the vocational divestment, we are now better positioned to sharpen focus and scale our core verticals," said Suresh Kalpathi, CEO of Veranda Learning Solutions.

Kalyan Jewellers Q3 net up 90% on income surge

Our Bureau
Kochi

Kalyan Jewellers has registered a 90 per cent growth in its PAT for Q3 FY26 at ₹416 crore against ₹219 crore in the corresponding period of the previous year.

The company recorded consolidated revenue of ₹10,343 crore in Q3 FY26 as against ₹7,278 crore in the corresponding period of the previous year, a growth of 42

per cent. The consolidated revenue for the nine months ended December 31, 2025 was at ₹25,468 crore against ₹18,864 crore in the corresponding period of the previous year, a growth of 35 per cent.

CONSOLIDATED PROFIT
Consolidated PAT for the nine months was ₹941 crore as against ₹527 crore, a growth of 79 per cent.

The standalone revenue for the company (India) in

Q3 FY26 was ₹9,048 crore as against ₹6,386 crore in Q3 of the previous financial year, a growth of 42 per cent.

INDIA OPERATIONS
The India operations recorded PAT of ₹401 crore for the quarter compared to ₹218 crore for the corresponding period in the previous year, a growth of 84 per cent.

Total revenue from the international operations during the third quarter of FY26 was ₹1,164 crore as against

₹842 crore in Q3 FY25.

The international operations recorded PAT of ₹12 crore for the quarter compared to a PAT of ₹8 crore for the corresponding period in the previous year.

Candere, the lifestyle jewellery brand, recorded a revenue of ₹135 crore in Q3 FY26 against ₹55 crore in Q3 FY25.

The company recorded PAT of ₹3 crore in Q3 FY26 against a loss of ₹7 crore during Q3 FY25.

MEDI ASSIST HEALTHCARE SERVICES LIMITED
CIN: L74900MH2000PLC437885

Medi Assist
Registered Office: AARPEE Chambers, 5SRP Building, 7th Floor, Andheri Kurla Road, Marol Co-operative Industrial Estate Road, Gamdevi, Marol, Andheri East, Marol Bazar, Mumbai - 400 058. Phone: +91 - 22 - 6259 6797 | Email: investorrelations@mediasist.in | Website: www.mediasist.in Corporate Office: Tower D, 4th Floor, IBC Knowledge Park, 4/1 Bannerghatta Road, Bengaluru - 560029 Phone: +91-80-6919 0000

STATEMENT OF UNAUDITED CONSOLIDATED FINANCIAL RESULTS FOR THE QUARTER AND NINE MONTHS ENDED DEC 31, 2025
(₹ in millions unless otherwise stated)

Sr. No.	Particulars	Quarter Ended			Nine Months Ended			Year Ended
		December 31, 2025	September 30, 2025	December 31, 2024	December 31, 2025	December 31, 2024	March 31, 2025	
		(Unaudited)	(Unaudited)	(Unaudited)	(Unaudited)	(Unaudited)	(Audited)	
1	Total Income from Operations	2,472.42	2,348.20	1,904.01	6,800.12	5,504.35	7,470.78	
2	Net Profit / (Loss) for the period (before tax, Exceptional and/or Extraordinary Items)	226.63	134.68	272.05	666.43	817.40	1,117.87	
3	Net Profit / (Loss) for the period before tax (after Exceptional and/or Extraordinary Items)	84.68	134.68	272.05	524.48	817.40	1,117.87	
4	Net Profit / (Loss) for the period after tax from continuing operations (after Exceptional and/or Extraordinary Items)	41.36	80.67	299.33	348.34	699.68	916.01	
5	Net Profit / (Loss) for the period after tax from continuing operations and discontinued operations (after Exceptional and/or Extraordinary Items)	41.36	80.67	299.74	348.34	699.30	915.18	
6	Total Comprehensive Income for the period (Comprising Profit / (Loss) for the period (after tax) and Other Comprehensive Income (after tax))	66.29	95.73	280.76	400.15	696.01	892.84	
7	Paid-up Equity Share Capital (Face value of ₹ 5/- each)	372.29	353.25	352.54	372.29	352.54	352.61	
8	Reserves (excluding Revaluation Reserve) as shown in the Audited Balance Sheet of the previous year	-	-	-	-	-	5,062.09	
9	Earnings Per Share (EPS) (of ₹ 5/- each) (from continuing and discontinued operations)	0.51	1.13	4.20	4.81	9.86	12.91	
	2. Diluted	0.51	1.12	4.18	4.81	9.81	12.85	

Notes:
Standalone Unaudited Financial Results for the quarter and nine months ended December 31, 2025. (₹ in millions unless otherwise stated)

Sr. No.	Particulars	Quarter Ended			Nine Months Ended			Year Ended
		December 31, 2025	September 30, 2025	December 31, 2024	December 31, 2025	December 31, 2024	March 31, 2025	
		(Unaudited)	(Unaudited)	(Unaudited)	(Unaudited)	(Unaudited)	(Audited)	
1	Revenue from contracts with customers	574.28	607.60	343.25	1,618.92	1,080.33	1,505.86	
2	Profit / (Loss) before tax (before exceptional items)	157.51	228.18	36.23	494.22	297.64	445.54	
3	Profit / (Loss) before tax (after exceptional items)	156.99	228.18	36.23	493.70	297.64	445.54	
4	Profit / (Loss) after tax from continuing operations	118.33	176.39	36.65	374.92	224.77	332.08	
5	Profit / (Loss) after tax from continuing operations and discontinued operations	118.33	176.39	36.65	374.92	224.77	332.08	

The above unaudited consolidated financial results of Medi Assist Healthcare Services Limited ("the Holding Company" or "the Company"), its subsidiaries have been reviewed and recommended by the Audit Committee and approved by the Board of Directors, at their respective meetings held on February 06, 2026. These unaudited consolidated financial results have been subjected to limited review by the statutory auditors of the Company and they have issued an unmodified report on these unaudited consolidated financial results.

The above is an extract of the detailed format of Quarterly Financial Results filed with the Stock Exchanges under Regulation 33 of the SEBI (Listing and Other Disclosure Requirements) Regulations, 2015. The full format of Financial Results are available on the websites of the Stock Exchanges (i.e., www.sebiindia.com and www.bseindia.com) and the Company at www.mediasist.in/investor-relationships. The same can be accessed by scanning the QR code provided below.

During the quarter ended December 31, 2025, the paid-up equity share capital of the Company has increased from ₹ 353.25 million (as at Sept 30, 2025) to ₹ 372.29 million (as at Dec 31, 2025), pursuant to exercise of stock options by certain employees and allotment of 1,06,880 equity shares thereon.

Date: February 06, 2026
Place: Mumbai

For MEDI ASSIST HEALTHCARE SERVICES LIMITED
Sd/-
Sathish N Gidugu
CEO & Whole-Time Director

Abhishek Agrawal
Whole-Time Director

HIRA
GODAVARI POWER & ISPAT LIMITED

Regd. Office: 428/2, Phase-2, Industrial Area, Siligara, Raipur (C.G.), Corporate Office: Hira Arcado, Pandri, Raipur (C.G.) 492004
CIN: L27106CT1999PLC013756, Tel: 0771-4082000, Website: www.godawaripowerispat.com, E-mail: yarra.rao@godawari.com

EXTRACT OF UNAUDITED CONSOLIDATED FINANCIAL RESULTS FOR THE QUARTER AND NINE MONTHS ENDED 31ST DECEMBER, 2025
(Except EPS all figures Rs in Crores)

S. No.	Particulars	CONSOLIDATED					
		3 MONTHS ENDED			9 MONTHS ENDED		
		Unaudited 31.12.2025	Unaudited 30.09.2025	Unaudited 31.12.2024	Unaudited 31.12.2025	Unaudited 31.12.2024	Audited 31.03.2025
1	Total Income from Operations	1166.80	1327.18	1316.04	3839.26	3978.94	5471.71
2	Net Profit / (Loss) for the period (before Tax, Exceptional and/or Extraordinary Items)	187.60	230.55	191.76	708.68	796.15	1093.32
3	Net Profit / (Loss) for the period before tax (after Exceptional and/or Extraordinary Items)	187.60	230.55	191.76	708.68	796.85	1092.02
4	Net Profit / (Loss) for the period after tax (after Exceptional and/or Extraordinary Items)	143.45	181.65	145.04	521.21	591.31	812.98
5	Total Comprehensive Income for the period (Comprising Profit / (Loss) for the period (after tax) and Other Comprehensive Income (after tax))	144.33	170.19	140.01	532.21	587.10	807.97
6	Paid-Up Equity Share Capital	61.37	61.35	61.28	61.37	61.29	61.29
7	Reserves (excluding Revaluation Reserve as shown in the Audited Balance Sheet of the previous year)	-	-	-	-	-	4844.70
8	Earnings Per Share (of Rs. 1/- each) (for continuing and discontinued operations) (before and after extraordinary items) -	2.33	2.63	2.36	8.48	9.63	13.24
	(a) Basic	2.25	2.62	2.34	8.17	9.56	13.14
	(b) Diluted	-	-	-	-	-	-

The additional information on Standalone Financial Results is as below:

S. No.	Particulars	STANDALONE					
		3 MONTHS ENDED			9 MONTHS ENDED		
		Unaudited 31.12.2025	Unaudited 30.09.2025	Unaudited 31.12.2024	Unaudited 31.12.2025	Unaudited 31.12.2024	Audited 31.03.2025
1	Total Income From Operations	1027.64	1257.59	1117.76	3443.52	3486.18	4762.89
2	Profit/(Loss) before tax	195.91	312.86	179.92	773.18	781.46	1035.76
3	Profit/(Loss) after tax	145.54	248.40	135.75	527.41	595.15	780.84

Notes: 1. The Financial Results of the company for the quarter and nine months ended 31st December, 2025 have been reviewed by the Audit Committee and approved by the Board of Directors at their respective meetings held on 08th February, 2026.
2. The above is an extract of the detailed format of financial results filed for the quarter and nine months ended 31st December, 2025 filed with stock exchanges under regulation 33 & other applicable provisions of the SEBI (Listing Obligations and Disclosure Requirements) Regulations, 2015. The full format of the financial results are available on the stock exchange websites (www.sebiindia.com and www.bseindia.com) and on the Company's website at investor Financial Reporting- Quarterly Report at www.godawaripowerispat.com and also you can view results by QR code.

For and on behalf of Board of Directors
Abhishek Agrawal
Whole-Time Director

Place: Raipur
Date: 06.02.2026

NSE Gets Board Approval for Public Float Via Offer for Sale

Our Bureau

Mumbai: The board of the National Stock Exchange (NSE) has approved the initial public offering (IPO) through the offer for sale route by existing shareholders. The country's largest bourse has appointed a six-member panel for facilitating the IPO process, said a release after its board meeting on Friday.

Tabish Pandey, current non-independent director at NSE, will be the chairperson of the IPO committee. NSE chairperson Srinivas Injeti, managing director and CEO Ashish Kumar Chauhan, as well as the exchange's public interest directors—Mamata Biswal, retired Justice Abhilasha Kumari,

and G Sivakumar are the other members. The exchange had received a No Objection Certificate (NOC) from the Securities and Exchange Board of India (Sebi) for the IPO on January 30. The Sebi approval cleared a key regulatory hurdle for the exchange to launch its IPO, which had been stalled for more than a decade.



Shares of NSE were trading at ₹2,075 in the unlisted markets on Friday evening, as per data from unlisted-zone.com.

The board also approved the setting up of a coal exchange, in which NSE will hold at least 60%, and the rest will be owned by other shareholders. The exchange posted a consolidated

profit after tax of ₹2,408 crore for the December quarter, up 15% from ₹2,098 crore in July-September. The consolidated revenue from operations rose 7% to ₹4,395 crore from the previous quarter, said the release.

The consolidated profit after tax went down 37%, and consolidated revenue from operations decreased by 10% from the same period a year ago. In Q3, the cash market trading segment recorded an average daily traded volume (ADTV) of ₹99,023 crore, up by 3% from July-September. The ADTV for the equity futures segment in Q3 stood at ₹1,51,744 crore, up by 8% from July-September, while the ADTV for equity options (premium value) stood at ₹53,248 crore, up by 15% from the previous quarter.

Eight Cos Line Up for Mkt Debut after Sebi Approval

Our Bureau

Mumbai: Eight companies received approval from the Securities and Exchange Board of India (Sebi) for their proposed initial public offerings (IPOs). This includes Elevate Campuses, Laser Power and Infra, Ardee Industries and Incred Holdings Limited. Other companies that received approval were Aarvee Engineering Consultants, Arme Infotech, Shankesh Jewellers, and Sedernac Mechatronics.

Sebi issued its final observations on draft papers last week. When a company receives a final observation from Sebi, it's a signal from the regulator to go ahead with the initial public offerings process.

Elevate Campuses' IPO is solely a fresh issue of ₹2,550 crore. Laser Power and Infra's IPO consist of a fresh issue of ₹800 crore and an offer for sale of ₹400 crore. Ardee Inds IPO comprises a fresh issue of ₹320 crore and an offer for sale of ₹3.7 crore shares. Incred opted for a confidential filing with Sebi, which allows it to withhold public disclosure of IPO details until later stages.

Settlement Delays at the NSDL Spill Over to Day 4

Kairavi Lukka

Mumbai: The effects of the technical snag at National Securities Depository (NSDL), which disrupted settlement of inter-depository transactions for three straight trading sessions, spill into a fourth day on Friday. Brokers said various pay-ins and payouts—the process of brokers delivering shares to the clearing corporation and the clearing corporations releasing funds and shares to investors' demat accounts—were still pending by late evening.

Senior officials at brokerages said over the past two days that shares bought by investors are yet to reflect in their demat accounts, leaving them unable to sell those holdings. By Friday evening, Tuesday's trades were largely believed to have been settled, but brokers said part-payouts for trades executed on Wednesday and Thursday were still pending. "For us, Wednesday's partial payout is pending, while Thursday's pay-in and payout are both pending," a brokerage official said on condition of anonymity.

Email queries sent to NSDL on Friday remained unanswered at press time. In an exchange notification on Thursday, NSDL said a technical glitch linked to a network-connectivity issue with

the other depository had caused a temporary disruption in certain services.

"The issue has been fully resolved, and network connectivity with the other depository has been successfully established," the notice said. The depository also moved to its Disaster Recovery site as part of its restoration efforts.

The technical disruption inside NSDL had affected its ability to process inter-depository transfers with its bigger rival, CDSL. Trading settlements require shares to move across the two depositories.

PSPCL Punjab State Power Corporation Limited

(Regd. Office : PSEB Head Office, The Mall, Patiala-147001)
Corporate Identity Number : U40109PB2010SGC033813
Website : www.pspcl.in Mobile No. 96461-55525

E-Tender Enq. No. 7771/P-3/EMP-13242 dt 05.02.2026

Dy. Chief Engineer/ Headquarter (Procurement Cell-3) GGSSTP, Roopnagar invites E-Tender ID No. 2026_POWER_159466_1 for Procurement of spares for PA fans (Lubricating Oil Pumps). For detailed NIT & Tender Specification please refer to https://eproc.punjab.gov.in from 06.02.2026/05.00 PM onwards.

Note :- Corrigendum & addendum, if any will be published online at https://eproc.punjab.gov.in

RTP -17/26, DPR/Pb.-1079/12/2025-26/8023

GMM PFAUDLER LIMITED

Registered Office & Works: Vithal Udyog Nagar, Karamsad 388 325, Gujarat, India

CIN No: L29199GJ1962PLC001171, Email ID : investorservices@gmmpfaudler.com; Website : www.gmmpfaudler.com

Extract of Statement of Consolidated Unaudited Financial Results for the Quarter and Nine Months ended December 31, 2025

₹ in Crore (except per share data)

Sr. No.	Particulars	Consolidated					
		Quarter Ended		Nine Months Ended		Year Ended	
		31.12.2025	30.09.2025	31.12.2024	31.12.2025	31.12.2024	31.03.2025
1	Total Income from Operations	883.50	902.34	801.48	2,580.39	2,392.10	3,198.69
2	Net Profit (before tax, Exceptional items) [Refer Note (ii)]	42.82	64.21	61.67	138.64	130.41	143.93
3	Net (Loss) / Profit before tax (after Exceptional items)	(13.50)	64.21	61.67	82.32	130.41	96.27
4	Net (Loss) / Profit after tax (after Exceptional items)	(8.89)	39.38	40.03	40.64	77.11	49.17
5	Total Comprehensive Income / (Loss) for the period / year	13.22	89.46	(4.91)	167.92	55.91	62.68
6	Paid-up Equity Share Capital (Face Value of ₹ 2/- each)	8.99	8.99	8.99	8.99	8.99	8.99
7	Other Equity						1,013.80
8	Earnings per equity share [before exceptional items (net of tax)]: (Face Value of share ₹ 2/- each) (not annualised for the quarter and nine months ended)						
	(i) Basic	7.28	9.22	9.23	18.98	17.78	19.73
	(ii) Diluted	7.28	9.22	9.23	18.98	17.78	19.73
9	Earnings per equity share [after exceptional items (net of tax)]: (Face Value of share ₹ 2/- each) (not annualised for the quarter and nine months ended)						
	(i) Basic	(1.78)	9.22	9.23	9.92	17.78	11.78
	(ii) Diluted	(1.78)	9.22	9.23	9.92	17.78	11.78

Key numbers of Standalone Financial Results

Sr. No.	Particulars	Standalone					
		Quarter Ended		Nine Months Ended		Year Ended	
		31.12.2025	30.09.2025	31.12.2024	31.12.2025	31.12.2024	31.03.2025
1	Total Income from Operations	242.42	271.73	237.80	745.34	668.91	921.13
2	Net Profit (before tax, Exceptional items) [Refer Note (ii)(b)]	20.72	27.54	15.01	70.62	35.69	56.17
3	Net Profit before tax (after Exceptional items)	8.03	27.54	15.01	57.93	35.69	56.17
4	Net Profit after tax (after Exceptional items)	5.90	20.29	11.74	42.89	27.10	42.25

Notes:

(i) The above is an extract of the detailed format of the quarter and nine months ended December 31, 2025 financial results filed with the Stock Exchanges under Regulation 33 of the SEBI (Listing Obligations and Disclosure Requirements) Regulations, 2015. The full format of the quarter and nine months ended December 31, 2025 financial results are available on the Stock Exchange websites viz. www.bseindia.com and www.nseindia.com and on the company's website viz. www.gmmpfaudler.com. The same can be accessed by scanning the QR Code provided below.

(ii) a) For the quarter and nine months ended December 31, 2025, the exceptional items relates to workforce reduction measures for an amount of ₹43.63 Crores provided for severance payments and retirement benefits at Pfaudler GmbH in Waghäusel, Germany. This provision covers costs for certain employees already released and proposed to be released in the next financial year.

b) On November 21, 2025, the Government of India notified the four Labour Codes - the Code on Wages, 2019, the Industrial Relations Code, 2020, the Code on Social Security, 2020, and the Occupational Safety, Health and Working Conditions Code, 2020 - consolidating 29 existing labour laws. The Ministry of Labour & Employment published draft Central Rules and FAQs to enable assessment of the financial impact due to changes in regulations. The Group has assessed the financial implications of these changes on the basis of legal opinion obtained and the best information available, consistent with the guidance provided by the Institute of Chartered Accountants of India which has resulted in increase in gratuity and leave liability by ₹12.69 Crores. Considering the impact arising out of an enactment of the new legislation is an event of non-recurring nature, the Group has presented this incremental amount under "Exceptional Items" for the quarter and nine months ended December 31, 2025. The Group continues to monitor the finalisation of Central / State Rules and clarifications from the Government on other aspects of the Labour Code and would provide appropriate accounting effect based on such developments as needed.



GMM Pfaudler

For GMM Pfaudler Limited
Sd/-
Tarak Patel
Managing Director
DIN: 00166183

Place: Mumbai
Date: February 6, 2026



GODAWARI POWER & ISPAT LIMITED

Regd. Office: 428/2, Phase-I, Industrial Area, Siltara, Raipur (C.G.) Corporate Office: Hira Arcade, Pandri, Raipur (C.G.) 492004
CIN.: L27106CT1999PLC013756, Tel : 0771-4082000, Website: www.godawaripowerispat.com , E-mail: yarra.rao@hiragroup.com

EXTRACT OF CONSOLIDATED UNAUDITED FINANCIAL RESULTS FOR THE QUARTER AND NINE MONTHS ENDED 31ST DECEMBER, 2025 (Except EPS all figures Rs in Crores)

S. No.	Particulars	CONSOLIDATED					
		3 MONTHS ENDED			9 MONTHS ENDED		YEAR ENDED
		Un-audited 31.12.2025	Un-audited 30.09.2025	Un-audited 31.12.2024	Un-audited 31.12.2025	Un-audited 31.12.2024	Audited 31.03.2025
1	Total income from Operations	1166.40	1327.16	1316.04	3839.26	3978.84	5471.71
2	Net Profit / (Loss) for the period (before Tax, Exceptional and/or Extraordinary items)	187.60	230.55	191.76	708.68	796.15	1091.32
3	Net Profit / (Loss) for the period before tax (after Exceptional and/or Extraordinary items)	187.60	230.55	191.76	708.68	796.85	1092.02
4	Net Profit / (Loss) for the period after tax (after Exceptional and/or Extraordinary items)	143.45	161.65	145.04	521.51	591.31	812.98
5	Total Comprehensive Income for the period [Comprising Profit / (Loss) for the period (after tax) and Other Comprehensive Income (after tax)]	144.33	170.19	140.01	532.21	587.10	807.97
6	Paid-Up Equity Share Capital	61.37	61.35	61.29	61.37	61.29	61.29
7	Reserves (excluding Revaluation Reserve as shown in the Audited Balance Sheet of the previous year)	-	-	-	-	-	4844.70
8	Earnings Per Share (of Rs. 1/- each) (for continuing and discontinued operations)(before and after extraordinary items) -						
	(a) Basic	2.33	2.63	2.36	8.48	9.63	13.24
	(b) Diluted	2.25	2.62	2.34	8.17	9.56	13.14

The additional Information on Standalone Financial Results is as below:

S. No.	Particulars	STANDALONE					
		3 MONTHS ENDED			9 MONTHS ENDED		YEAR ENDED
		Unaudited 31.12.2025	Unaudited 30.09.2025	Unaudited 31.12.2024	Unaudited 31.12.2025	Unaudited 31.12.2024	Audited 31.03.2025
1	Total Income From Operations	1027.64	1257.59	1117.76	3443.52	3460.16	4762.89
2	Profit/(Loss) before tax	189.91	312.96	179.92	773.18	761.46	1035.75
3	Profit/(Loss) after tax	148.54	248.40	135.75	597.44	565.15	769.64

Notes : 1. The Financial Results of the company for the quarter and nine months ended 31st December, 2025 have been reviewed by the Audit Committee and approved by the Board of Directors at their respective meetings held on 06th February, 2026.

2. The above is an extract of the detailed format of financial results filed for the quarter and nine months ended 31st December, 2025 filed with stock exchanges under regulation 33 & other applicable provisions of the SEBI (Listing Obligations and Disclosure Requirements) Regulations, 2015. The full formats of the financial results are available on the stock exchange websites (www.bseindia.com and www.nseindia.com) and on the Company's website at Investors> Financial Reporting> Quarterly Report at www.godawaripowerispat.com and also you can view results by QR code.



Place: Raipur
Date: 06.02.2026

For and on behalf of Board of Directors
Sd/-
Abhishek Agrawal
Whole-Time Director






BLS INTERNATIONAL SERVICES LIMITED

CIN: L51909DL1983PLC016907

Regd. Office: G-4, B-1, Extension, Mohan Co-operative Industrial Estate, Mathura Road, New Delhi-110044
Tel. No.: 011-45795002 Fax: 011-23755264 Email: compliance@blsinternational.net, Website: www.blsinternational.com

STATEMENT OF UNAUDITED CONSOLIDATED AND STANDALONE FINANCIAL RESULTS FOR THE QUARTER AND NINE MONTHS ENDED DECEMBER 31, 2025



Figures above depict year on year comparison

MANAGEMENT DISCUSSION & ANALYSIS OF RESULTS

- Company reported strong financial performance in Quarter 3 and in 9 months of Financial year 2025-2026 - almost achieved Financial year 2024-2025 full year performance in 9 months of financial year 2025-2026 driven by increase in application counts in Visa & consular services and through operational efficiencies.
- The Company has declared an interim dividend of 200% on the face value of its equity shares.
- The company continues to strengthen its global footprint and diversify its portfolio with key contract wins and various strategic initiatives across multiple geographies.
- Growth in EBITDA and profitability was driven by Visa & Consular Services business due to higher application counts and continuing benefits due to change in business model from partner run to self-managed centers.

Consolidated financial results:-

PARTICULARS	(Rs. in Crores)				
	Quarter Ended		Nine Months Ended		Year Ended
	December 31, 2025 Unaudited	December 31, 2024 Unaudited	December 31, 2025 Unaudited	December 31, 2024 Unaudited	March 31, 2025 Audited
Total Income from Operations	736.46	512.85	2,183.65	1,500.53	2,193.30
Net Profit for the period (before tax & exceptional items)	190.56	140.20	593.58	438.87	605.52
Net Profit for the period (after tax & exceptional items)	170.22	127.91	536.90	394.43	539.65
Total Comprehensive Income for the period [Comprising Profit for the period (after tax) and Other Comprehensive Income (after tax)]	157.88	162.43	606.51	409.21	559.86
Paid Up Equity Share Capital / Face Value Re. 1/- each)	41.17	41.17	41.17	41.17	41.17
Earning per Share (EPS)(not Annualised)					
(a) Basic EPS - Rs.	3.95	2.93	12.36	9.06	12.34
(b) Diluted EPS - Rs.	3.95	2.93	12.35	9.06	12.33

Notes:

1. Key Standalone financial Information is as under :-

PARTICULARS	(Rs. in Crores)				
	Quarter Ended		Nine Months Ended		Year Ended
	December 31, 2025 Unaudited	December 31, 2024 Unaudited	December 31, 2025 Unaudited	December 31, 2024 Unaudited	March 31, 2025 Audited
Total Income from Operations	50.43	41.19	140.98	113.13	138.49
Net Profit for the period (before tax & exceptional items)	23.61	0.38	29.56	20.48	23.12
Net Profit for the period (after tax & exceptional items)	25.29	0.27	30.94	20.38	21.96
Total Comprehensive Income for the period [Comprising Profit for the period (after tax) and Other Comprehensive Income (after tax)]	25.11	0.25	30.75	20.34	21.74

2. The above Financial Results were reviewed and recommended by the Audit Committee and subsequently approved by the Board of Directors at their respective meetings held on February 06, 2026. These results have been subjected to limited review by the statutory auditors who have expressed an unmodified conclusion.

3. On November 21, 2025, the Government of India notified the four Labour Codes, consolidating 29 prior laws. The Ministry of Labour & Employment released draft Central Rules and FAQs to assess financial impacts. The Group has assessed and disclosed the incremental impact consisting of gratuity of Rs. 0.67 crores within the employee benefit expense. The Group continues to monitor the finalisation of Central / State Rules and clarifications from the Government on other aspects of the Labour Code and would provide appropriate accounting effect on the basis of such developments as needed.

4. The Board of Directors at its meeting held on February 06, 2026, has declared an Interim Dividend of Rs. 2/- per equity share.

5. Group's subsidiary BLS E Services Ltd. (BLS E) got listed on BSE Limited ("BSE") and National Stock Exchange of India Limited ("NSE") on February 06, 2024. The Subsidiary has received an amount of Rs 309.29 crores being Gross proceeds from fresh issue of equity shares. Net proceeds after issue expenses in relation to Fresh issue are proposed to be utilized and the utilization thereof are summarized as below :

OBJECT(S)	Amount proposed to be utilized	Amount utilized upto December 31, 2025	Total unutilized amount upto December 31, 2025
Strengthening our technology infrastructure to develop new capabilities and consolidating our existing platforms	97.59	15.38	82.20
Funding initiatives for organic growth by setting up of BLS Stores	74.78	-	74.78
Achieving inorganic growth through acquisitions	28.71	28.71	-
General corporate purpose	76.69	76.41	0.28
Total	277.77	120.50	157.27

IPO proceeds which were un-utilized as at December 31, 2025 were temporarily invested in term deposit amounting to Rs 157.20/- crores with scheduled bank and the balance amount lying in the Monitoring account.



Place : New Delhi
Date : 6th February, 2026

For BLS International Services Limited
sd/-
Diwakar Aggarwal
Chairman
DIN 00144645