

November 12, 2025

The Secretary <b>National Stock Exchange of India Limited</b> Exchange Plaza, Plot C/1, G-Block, Bandra - Kurla Complex, Bandra (E), Mumbai - 400 051. Scrip Code: <b>GOLDTECH</b>	The Secretary, <b>BSE Limited</b> Phiroze Jeejeebhoy Towers, Dalal Street, Mumbai - 400 001 Scrip Code: <b>531439</b>
---	---

**Sub: Outcome of the Board Meeting held on November 12, 2025**

**Ref: Regulation 30 of SEBI (Listing Obligation and Disclosure Regulations), 2015 as amended from time to time & other applicable regulations.**

Dear Sir/Madam,

With reference to the above mentioned subject, we would like to inform you that the Board of Directors of the Company at their meeting held today i.e., November 12, 2025, have, *inter-alia*, inter-alia, considered and approved the following:

1. The Standalone and Consolidated Un-Audited Financial Results along with Limited Review Report for the second quarter and half year ended 30<sup>th</sup> September, 2025. The said financial results were reviewed by Audit Committee and thereafter approved by the Board of Directors. The Copies of Un-Audited Financial Results (Standalone and Consolidated) for the second quarter and half year ended 30<sup>th</sup> September, 2025, Statement of Assets and Liabilities (Standalone and Consolidated) for the half year ended 30<sup>th</sup> September, 2025, Statement of Cashflows (Standalone and Consolidated) for the half year ended 30<sup>th</sup> September, 2025 along with Limited Review Report (Standalone and Consolidated) submitted by the Statutory Auditors are enclosed herewith as **Annexure A**.
2. Noted the resignation of Mr. Clinton Travis Caddell (DIN: 01416681), a non-independent non-executive Director, from the Board of the Company with effect from November 12, 2025.

The details as required under SEBI (Listing Obligations and Disclosure Requirements) Regulations, 2015 read with SEBI Circular No. SEBI/HO/CFD/CFD-PoD-1/P/CIR/2023/123 dated July 13, 2023 are provided in **Annexure-B**.



3. Based on the recommendation of Nomination and Remuneration Committee, appointed Mr. Chanakya Bellam Radha Krishna (02642002) as an Additional Director in the category of Non Independent and Non Executive Director with effect from November 12, 2025.

The details as required under SEBI (Listing Obligations and Disclosure Requirements) Regulations, 2015 read with SEBI Circular No. SEBI/HO/CFD/CFD-PoD-1/P/CIR/2023/123 dated July 13, 2023 are provided in **Annexure-C**.

Kindly note that the Board Meeting started at 05.00 p.m. and concluded at 6:00 p.m.

Kindly take the aforementioned submissions on your records.

Thanking You.

Yours faithfully,  
For AION-TECH SOLUTIONS LIMITED

Adalat Srikanth  
Company Secretary & Compliance Officer  
F-7101



Encl: a/a

**AION-TECH SOLUTIONS LIMITED**

(Formerly Known as Goldstone Technologies Limited)

CIN : L72200TG1994PLC017211 Email Id : acct.india@aiontech.ai

My Home Hub, Block No.1, 9th Floor, HITECH City, Madhapur, Hyderabad, Telangana - 500081, Ph. No +91-92811 19436, Fax +91-040-66284900

STATEMENT OF UNAUDITED STANDALONE FINANCIAL RESULTS FOR THE QUARTER & HALF YEAR ENDED 30 SEPTEMBER 2025

(All Amounts in Indian Rupees Millions Except Per Share Data)

Particulars	Quarter Ended	Quarter Ended	Quarter Ended	Half Year Ended	Half Year Ended	Year to Date
	30.09.2025	30.06.2025	30.09.2024	30.09.2025	30.09.2024	31.03.2025
	Un-Audited	Un-Audited	Un-Audited	Un-Audited	Un-Audited	Audited
I. Revenue from Operations	204.27	158.12	193.00	362.39	357.51	868.09
II. Other Income	9.95	8.26	4.57	18.21	7.71	33.95
III. Total Revenue (I + II)	214.22	166.38	197.57	380.60	365.22	902.04
IV. Expenses:						
(a). Operating Expenses	157.42	119.42	140.28	276.84	253.45	649.92
(b). Employee Benefits Expenses	38.90	37.15	37.47	76.05	69.10	149.49
(c). Finance Costs	1.23	1.85	1.87	3.08	3.60	7.32
(d) Depreciation and Amortization Expenses	5.44	5.58	5.69	11.02	11.37	22.95
(e). Other Expenses	6.32	12.02	10.40	20.34	18.92	49.85
Total Expenses	211.31	176.02	195.71	387.33	356.44	879.53
V. Profit Before Exceptional Items and Tax (III - IV)	2.91	(9.64)	1.86	(6.73)	8.78	22.51
VI. Exceptional Items						
Profit on Sale of Land	-	136.94	156.35	136.94	156.35	156.35
Profit Before tax (V - VI)	2.91	127.30	158.21	130.21	165.13	178.86
VII. Tax Expense						
(1). Current Tax	-	21.53	19.54	21.53	21.54	30.17
(2). Previous Year Taxes	-	-	-	-	-	0.48
(3). Deferred Tax	0.02	0.02	0.06	0.04	0.11	0.08
Total Tax Expenses	0.02	21.55	19.60	21.57	21.65	30.73
VIII. Profit / (Loss) after Tax (VI - VII)	2.89	105.75	138.61	108.64	143.48	148.13
IX. Other Comprehensive Income, Net of Tax	0.34	0.34	0.04	0.68	0.06	71.08
X. Total Comprehensive Income (VIII + IX)	3.23	106.09	138.65	109.32	143.56	219.21
XI. Paid-up Equity Share Capital	522.62	522.62	345.82	522.62	345.82	345.82
XII. Other Equity						473.16
XIII. Earnings Per Share (EPS) (Face value of Rs10/- each)						
a) Basic	0.06 (Not annualized)	2.39 (Not annualized)	4.01 (Not annualized)	2.25 (Not annualized)	4.15 (Not annualized)	4.29 (Annualized)
b) Diluted	0.06 (Not annualized)	2.39 (Not annualized)	4.01 (Not annualized)	2.25 (Not annualized)	4.15 (Not annualized)	4.29 (Annualized)

Segment Wise Unaudited Standalone Financial Results for the Quarter & Half Year Ended 30 September 2025

(All Amounts in Indian Rupees Millions)

Particulars	Quarter Ended	Quarter Ended	Quarter Ended	Half Year Ended	Half Year Ended	Year to Date
	30.09.2025	30.06.2025	30.09.2024	30.09.2025	30.09.2024	31.03.2025
	Un-Audited	Un-Audited	Un-Audited	Un-Audited	Un-Audited	Audited
1 Segment Revenue						
a) Information Technology / Software Services	23.95	20.52	31.43	44.47	59.53	118.12
b) Software License	180.32	137.60	161.57	317.92	297.98	749.97
Net Sales / Income from Operations	204.27	158.12	193.00	362.39	357.51	868.09
2 Segment Results						
Profit (+)/Loss(-) Before Tax, Deprn. & Interest from						
a) Information Technology / Software Services	6.96	0.24	7.37	7.20	18.58	33.75
b) Software Licenses Resale	2.62	(2.45)	2.05	0.17	5.17	19.03
Total	9.58	(2.21)	9.42	7.37	23.75	52.78
Less: Finance Costs (not allocable)	1.23	1.85	1.87	3.08	3.60	7.32
Less: Depreciation and Amortization (not allocable)	5.44	5.58	5.69	11.02	11.37	22.95
Total Profit/(Loss) Before Tax	2.91	(9.64)	1.86	(6.73)	8.78	22.51



Notes :

- 1 These unaudited standalone financial results of the Company have been prepared in accordance with the Indian Accounting Standards ("Ind AS") as prescribed under section 133 of the Companies Act, 2013 read with Companies (Indian Accounting Standard) Rules, 2015, as amended.
- 2 These unaudited standalone financial results were reviewed and recommended by the Audit Committee of the Board and approved by the Board of Directors of the Company at their meeting held on 12 Nov 2025.
- 3 The unaudited standalone financial results for the quarter & six months ended 30 September 2025 presented were subjected to a "Limited review" by the Statutory Auditors of the Company. An unqualified report was issued by them thereon.
- 4 The Company on 12 May 2025 has allotted 1,76,79,770 Equity shares to the Shareholders of ETO Motors Private Limited. Hence, the Company's holding has increased from the 4.17% to 58.51%. Consequently, ETO Mobility Services Private Limited which is a wholly owned subsidiary has also become the stepdown subsidiary of the Company.
- 5 Segment Capital Employed: As Assets and Liabilities are often deployed interchangeably across segments, it is impractical to allocate these Assets and Liabilities to each segment. Hence, the details of Segmental Assets, Segmental Liability and Segmental Capital Employed have not been disclosed.
- 6 Statement of standalone Assets & Liabilities is attached as Annexure-A.
- 7 Statement of standalone Cash Flow is attached as Annexure-B.
- 8 Previous period figures have been re-grouped / re-classified wherever necessary.

Place : Hyderabad  
Date : 12 Nov 2025

By order of the Board  
For AION-TECH SOLUTIONS LIMITED

  
Seetepalli Venkat Raghunand  
Whole Time Director  
DIN: 10267020



**AION-TECH SOLUTIONS LIMITED**  
(Formerly Known as Goldstone Technologies Limited)

Annexure-A

**STANDALONE STATEMENT OF ASSETS & LIABILITIES**

Particulars	As at 30/09/2025	As at 30/09/2024	As at 31/03/2025
	Un-Audited	Un-Audited	Audited
All Amounts in Indian Rupees Millions			
<b>ASSETS</b>			
<b>(1) Non-Current Assets</b>			
(a) Property, Plant and Equipment	9.446	49.228	50.335
(b) Intangible Assets	19.421	16.148	24.896
(c) Right of Use Assets	41.443	51.603	45.453
<b>(d) Financial Assets</b>			
(i) Investments	2262.605	240.462	247.921
(ii) Loans and advances	263.900	-	155.000
(iii) Other Financial Assets	4.084	6.022	6.245
(e) Deferred Tax Assets(Net)	-	8.281	-
(f) Other Non-Current Assets	-	41.313	52.165
<b>(2) Current Assets</b>			
<b>(a) Financial Assets</b>			
(i) Trade Receivables	157.388	145.090	193.565
(ii) Cash and Cash Equivalents	2.609	26.013	10.258
(iii) Bank Balances other than above	191.797	349.621	279.357
(iv) Loans	-	18.243	-
(v) Other Financial Assets	21.452	5.826	8.022
(b) Current Tax Assets (Net)	41.789	50.451	36.635
(c) Other Current Assets	28.021	21.430	26.140
<b>Total Assets</b>	<b>3,043.955</b>	<b>1,029.731</b>	<b>1,135.992</b>
<b>EQUITY AND LIABILITIES</b>			
<b>(1) Equity</b>			
(i) Equity Share Capital	522.618	345.821	345.821
(ii) Other Equity	2350.452	397.520	473.155
<b>Liabilities</b>			
<b>(1) Non-Current Liabilities</b>			
<b>(a) Financial Liabilities</b>			
(i) Lease Liabilities	36.276	45.440	39.148
(b) Deferred tax liabilities (Net)	4.019	-	3.750
(c) Provisions	9.264	12.004	11.900
(d) Other Non Current Liabilities	12.258	30.007	12.258
<b>(2) Current Liabilities</b>			
<b>(a) Financial Liabilities</b>			
(i) Borrowings	(16.140)	63.033	23.564
(ii) Lease Liabilities	5.778	9.415	5.565
(iii) Trade Payables	93.477	104.020	130.748
(b) Provisions	3.754	2.952	4.114
(c) Other Current Liabilities	22.199	19.519	85.969
<b>Total Equity and Liabilities</b>	<b>3,043.955</b>	<b>1,029.731</b>	<b>1,135.992</b>

By order of the Board  
For AION-TECH SOLUTIONS LIMITED

Seetepalli Venkat Raghunand  
Whole Time Director  
DIN: 10267020



Place : Hyderabad  
Date : 12 Nov 2025

AION-TECH SOLUTIONS LIMITED  
(Formerly Known as Goldstone Technologies Limited)

Annexure-B

STANDALONE STATEMENT OF CASH FLOWS

Particulars	Year Ended	Year Ended	Year Ended
	30/09/2025	30/09/2024	31/03/2025
	Un-Audited	Un-Audited	Audited
All Amounts in Indian Rupees Millions			
<b>I. Cash Flows From Operating Activities</b>			
<b>Profit Before Tax</b>	<b>130.21</b>	<b>165.13</b>	<b>178.86</b>
<i>Adjustments to reconcile Profit before Tax to net Cash Flows:</i>			
Depreciation of Tangible Assets	1.53	4.30	3.40
Depreciation of Intangible Assets	5.48	0.75	8.45
Depreciation of Right to Use Assets	4.01	6.32	11.10
Interest Income	(18.17)	(7.71)	(23.20)
Other Income	-	-	-
Notional Gain on Lease Modification	-	-	(5.43)
Finance Costs			
i. Interest on Borrowings and Charges	1.06	1.11	2.73
ii. Interest on Lease Liabilities	1.61	2.12	3.91
iii. Bank Charges	0.41	0.37	0.68
Profit on sale of land	(136.94)	(156.35)	(156.35)
<b>Operating Profit before Working Capital changes</b>	<b>(10.80)</b>	<b>16.04</b>	<b>24.15</b>
<i>Changes in Working Capital:</i>			
Adjustment for (increase)/decrease in Operating Assets			
Trade Receivables	36.18	44.92	(3.58)
Loans	(108.90)	(4.84)	(141.60)
Other Financial Assets - Current	(13.43)	(0.03)	(2.22)
Other Financial Assets - Non Current	2.16	(0.27)	(0.49)
Other Assets - Current	(1.88)	(17.43)	(22.14)
Other Assets - Non-Current	52.17	(16.16)	(27.01)
Adjustment for (increase)/decrease in Operating Liabilities			
Trade Payables	(37.27)	(14.68)	12.05
Other Non-current Liabilities	-	-	(17.75)
Other Current Liabilities	(63.77)	(33.44)	33.02
Provisions	(2.12)	0.02	2.78
<b>Cash generated from Operations</b>	<b>(147.66)</b>	<b>(25.87)</b>	<b>(142.79)</b>
Income Taxes paid	(26.68)	(22.40)	(17.69)
<b>Net Cash generated from/(used in) operating activities</b>	<b>(174.34)</b>	<b>(48.27)</b>	<b>(160.48)</b>
<b>II. Cash Flows from Investing Activities</b>			
Purchase of Property, Plant and Equipment and Intangibles (including Intangible under Development)	176.30	40.46	181.51
Investments in Equity Shares	(69.90)	-	73.90
Sale of Property, Plant and Equipment	-	156.35	-
(Investments in)/ redemption of Bank Deposits (having original maturity of more than three months) - net	87.56	(150.89)	(80.62)
Interest Received	18.17	7.71	23.20
Other Income	-	-	-
<b>Net Cash used in Investing Activities</b>	<b>212.13</b>	<b>53.63</b>	<b>197.99</b>
<b>III. Cash Flows from Financing Activities</b>			
Proceeds from/(repayment of) Long-term Borrowings, net	-	-	-
Proceeds from/(repayment of) Short-term Borrowings, net	(39.70)	27.03	(12.44)
Lease Liabilities	(4.27)	(6.92)	(13.42)
Interest paid on Borrowings and Charges	(1.06)	(1.11)	(2.73)
Bank Charges	(0.41)	(0.37)	(0.68)
<b>Net Cash provided by Financing Activities</b>	<b>(45.44)</b>	<b>18.63</b>	<b>(29.27)</b>
<b>Net increase in Cash and Cash Equivalents (I+II+III)</b>	<b>(7.65)</b>	<b>23.99</b>	<b>8.24</b>
Cash and Cash Equivalents at the beginning of the year	10.26	2.02	2.02
<b>Cash and Cash Equivalents at the end of the year (refer note below)</b>	<b>2.61</b>	<b>26.01</b>	<b>10.26</b>
<b>Note:</b>			
<b>Cash and Cash Equivalents comprise:</b>			
Cash on Hand	0.04	-	0.02
Balances with Banks:			
- in current accounts	2.57	26.01	10.24
<b>Total Cash and Cash Equivalents:</b>	<b>2.61</b>	<b>26.01</b>	<b>10.26</b>

By order of the Board  
For AION-TECH SOLUTIONS LIMITED

Seetapalli Venka Raghunand  
Whole Time Director

DIN: 10267020





**P. MURALI & CO.,**  
CHARTERED ACCOUNTANTS  
6-3-655/2/3, SOMAJIGUDA,  
HYDERABAD - 500 082. T.G, INDIA

Tel. : (91-40) 2332 6666, 2331 2554  
(91-40) 2339 3967,  
(91-40) 2332 2119, 2331 7032

Email : pmurali.co@gmail.com  
pmurali.tax@gmail.com  
info@pmurali.com

Website : www.pmurali.com

**Independent Auditor's Review Report on the Quarterly Unaudited Standalone Financial Results of the Company Pursuant to the Regulation 33 of the SEBI (Listing Obligations and Disclosure Requirements) Regulations, 2015, as amended**

**Review report to  
The Board of Directors  
M/s AION-TECH SOLUTIONS LIMITED (Formerly known as Goldstone Technologies limited)**

1. We have reviewed the accompanying statement of unaudited standalone financial results of **M/s AION-TECH SOLUTIONS LIMITED** (the "Company") for the quarter ended 30 September, 2025 and for the period from 01 April 2025 to 30 September 2025 (the "Statement") attached herewith, being submitted by the Company pursuant to the requirements of Regulation 33 of the SEBI (Listing Obligations and Disclosure Requirements) Regulations, 2015, as amended (the "Listing Regulations").
2. This Statement, which is the responsibility of the Company's Management and approved by the Company's Board of Directors, has been prepared in accordance with the recognition and measurement principles laid down in Indian Accounting Standard 34, 'Interim Financial Reporting, ('Ind AS 34,') prescribed under Section 133 of the Companies Act, 2013, as amended, read with relevant rules issued thereunder and other accounting principles generally accepted in India. Our responsibility is to express a conclusion on the Statement based on our review.
3. We conducted our review of the Statement in accordance with the Standard on Review Engagements (SRE) 2410, "Review of Interim Financial Information Performed by the Independent Auditor of the Entity" issued by the Institute of Chartered Accountants of India. This standard requires that we plan and perform the review to obtain moderate assurance as to whether the Statement is free of material misstatement. A review of interim financial information consists of making inquiries, primarily of persons responsible for financial and accounting matters, and applying analytical and other review procedures. A review is substantially less in scope than an audit conducted in accordance with Standards on Auditing and consequently does not enable us to obtain assurance that we would become aware of all significant matters that might be identified in an audit. Accordingly, we do not express an audit opinion.





**P. MURALI & CO.,**  
CHARTERED ACCOUNTANTS  
6-3-655/2/3, SOMAJIGUDA,  
HYDERABAD - 500 082. T.G, INDIA

Tel. : (91-40) 2332 6666, 2331 2554  
(91-40) 2339 3967,  
(91-40) 2332 2119, 2331 7032

Email : pmurali.co@gmail.com  
pmurali.tax@gmail.com  
info@pmurali.com

Website : www.pmurali.com

4. Based on our review conducted as above, nothing has come to our attention that causes us to believe that the accompanying Statement, prepared in accordance with the recognition and measurement principles laid down in the aforesaid Ind AS 34 prescribed under Section 133 of the Companies Act, 2013, as amended, read with relevant rules issued thereunder and other accounting principles generally accepted in India, has not disclosed the information required to be disclosed in terms of the Listing Regulations, including the manner in which it is to be disclosed, or that it contains any material misstatement.

**For P. Murali & Co.**  
**Chartered Accountants**  
**FRN: 007257S**



**M V Joshi**  
**Partner**  
**M. No. 024784**  
**UDIN: 25024784BMYIY8280**

**Place: Hyderabad**  
**Date: 12.11.2025**

**AION-TECH SOLUTIONS LIMITED**

(Formerly Known as Goldstone Technologies Limited)

CIN : L72200TG1994PLC017211 Email Id : acct.india@aiontech.ai

My Home Hub, Block No.1, 9th Floor, Hitech City, Madhapur, Hyderabad, Telangana - 500081, Ph. No +91-92811 19436, Fax +91-040-66284900

STATEMENT OF UNAUDITED CONSOLIDATED FINANCIAL RESULTS FOR THE QUARTER & HALF YEAR ENDED 30 SEPTEMBER 2025

(All Amounts in Indian Rupees Millions Except Per Share Data)


Particulars	Quarter Ended	Quarter Ended	Quarter Ended	Half Year Ended	Half Year Ended	Year to Date
	30.09.2025	30.06.2025	30.09.2024	30.09.2025	30.09.2024	31.03.2025
	Un-Audited	Un-Audited	Un-Audited	Un-Audited	Un-Audited	Audited
I. Revenue from Operations	334.83	192.37	201.91	527.20	379.93	889.00
II. Other Income	6.00	8.50	4.79	14.50	7.93	34.17
III. Total Revenue (I + II)	340.83	200.87	206.70	541.70	387.86	923.17
IV. Expenses						
(a) Operating Expenses	157.67	120.94	147.04	278.61	272.97	669.44
(b) Employee Benefits Expenses	60.06	48.17	40.21	108.23	75.89	156.30
(c) Finance Cost	10.94	8.10	3.85	19.04	6.96	10.69
(d) Depreciation and Amortization Expenses	34.16	21.54	5.96	55.70	11.92	23.51
(e) Other Expenses	82.74	58.12	47.05	140.86	58.76	89.80
Total Expenses	345.57	256.87	244.11	602.44	426.50	949.74
V. Profit Before Exceptional Items and Tax (III - IV)	(4.74)	(56.00)	(37.41)	(60.74)	(38.64)	(26.57)
VI. Exceptional Items						
Profit on Sale of Land	-	136.94	156.35	136.94	156.35	156.35
Profit Before tax (V - VI)	(4.74)	80.94	118.94	76.20	117.71	129.78
VII. Tax Expense						
(1) Current Tax	0.02	21.53	19.54	21.55	21.54	30.19
(2) Previous Year Taxes	-	-	-	-	-	0.49
(3) Deferred Tax	0.02	0.02	0.06	0.04	0.11	0.06
Total Tax Expenses	0.04	21.55	19.60	21.59	21.65	30.76
VIII. Profit / (Loss) After Tax (VI - VII)	(4.78)	59.39	99.34	54.61	96.06	99.02
Profit After Tax Attributable To:						
- Owners of the Company	(1.60)	78.34	99.34	76.74	96.06	99.02
- Non-Controlling Interest	(3.18)	(18.95)	-	(22.13)	-	-
IX. Other Comprehensive Income, Net of Tax	5.65	0.28	0.59	5.93	0.76	74.69
Other Comprehensive Income, Net of Tax Attributable To:						
- Owners of the Company	5.65	0.28	0.59	5.93	0.76	74.69
- Non-Controlling Interest	-	-	-	-	-	-
X. Total Comprehensive Income (VIII + IX)	0.87	59.67	99.93	60.54	96.82	173.71
Total Comprehensive Income Attributable To:						
- Owners of the Company	4.05	78.62	99.93	82.67	96.82	173.71
- Non-Controlling Interest	(3.18)	(18.95)	-	(22.13)	-	-
XI. Paid-up Equity Share Capital	522.62	522.62	345.82	522.62	345.82	345.82
XII. Other Equity	-	-	-	-	-	612.66
XIII. Earnings Per Share (EPS) (Face value of Rs10/- each)						
a) Basic	(0.09)	1.34	2.87	1.13	2.77	2.86
b) Diluted	(0.09)	1.34	2.87	1.13	2.77	2.86

Segment Wise Unaudited Consolidated Financial Results for the Quarter & Half Year Ended 30 September 2025

(All Amounts in Indian Rupees Millions)

Particulars	Quarter Ended	Quarter Ended	Quarter Ended	Half Year Ended	Half Year Ended	Year to Date
	30.09.2025	30.06.2025	30.09.2024	30.09.2025	30.09.2024	31.03.2025
	Un-Audited	Un-Audited	Un-Audited	Un-Audited	Un-Audited	Audited
1. Segment Revenue						
a) India - Information Technology Service / Software Services	23.95	20.52	31.43	44.47	59.53	118.12
b) Software Licenses Resale	180.57	137.74	163.09	318.31	299.50	749.98
c) Goods Transport	-	-	7.89	-	21.93	21.93
d) E- Vehicle Mobility	130.56	34.11	-	164.67	-	-
Less: Inter Company Sales	(0.25)	-	(0.50)	(0.25)	(1.03)	(1.03)
Net Sales / Income from Operations	334.83	192.37	201.91	527.20	379.93	889.00
2. Segment Results*						
Profit (+)/Loss(-) Before Tax, Deprn. & Interest from						
a) India - Information Technology Service / Software Services	6.96	0.24	7.37	7.20	18.58	32.66
b) Software Licenses	2.62	(2.90)	2.05	(0.28)	5.17	18.48
Less: Finance Costs	1.23	1.86	1.87	3.09	3.61	7.34
Less: Depreciation and Amortization	5.44	5.58	5.69	11.02	11.37	22.96
Segment Profit	2.91	(10.10)	1.86	(7.19)	8.77	20.84
c) Goods Transport	-	-	(37.02)	-	(43.51)	(43.51)
Less: Finance Costs	-	-	1.98	-	3.35	3.35
Less: Depreciation and Amortization	-	-	0.27	-	0.55	0.55
Segment Profit	-	-	(39.27)	-	(47.41)	(47.41)
d) E- Vehicle Mobility	30.78	(23.69)	-	7.09	-	-
Less: Finance Costs	9.71	6.24	-	15.95	-	-
Less: Depreciation and Amortization	28.72	15.97	-	44.69	-	-
Segment Profit	(7.65)	(45.90)	-	(53.55)	-	-
Total Profit/(Loss) Before Tax	(4.74)	(56.00)	(37.41)	(60.74)	(38.64)	(26.57)
3. Segment Assets*						
a) India - Information Technology Service / Software Services	3040.670	3083.619	1080.672	3040.670	1080.672	1276.092
b) Software Licenses Resale	-	-	38.014	-	38.014	-
c) Goods Transport	1,223.294	1,142.493	-	1,223.294	-	-
d) E- Vehicle Mobility	4264.164	4226.312	1118.686	4264.164	1118.686	1276.092
Total Assets						
4. Segment Liabilities*						
a) India - Information Technology Service / Software Services	56.358	104.341	269.979	56.358	269.979	317.612
b) Software Licenses Resale	-	-	81.163	-	81.163	-
c) Goods Transport	1,220.857	1,132.409	-	1,220.857	-	-
d) E- Vehicle Mobility	1277.215	1236.750	351.142	1277.215	351.142	317.612
Total Liabilities						
5. Segment Capital Employed*						
a) India - Information Technology Service / Software Services	3,046.328	3,042.795	815.144	3,046.328	815.144	1,025.539
b) Software Licenses Resale	-	-	41.500	-	41.500	-
c) Goods Transport	327.414	346.922	-	327.414	-	-
d) E- Vehicle Mobility	3,373.742	3,389.717	856.644	3,373.742	856.644	1,025.539
Total Capital Employed						

\* Note: For the segments of USA Information Technology Software Services, India Information Technology Software Services and Software License Resale segments Assets and Liabilities are often deployed interchangeably across these segments hence no bifurcation is given. Accordingly combined total amount of Segment Profit, Assets, Liabilities and Capital Employed are provided.



CP

Notes :

- 1 These unaudited consolidated financial results of the Company have been prepared in accordance with the Indian Accounting Standards ("Ind AS") as prescribed under section 133 of the Companies Act, 2013 read with Companies (Indian Accounting Standard) Rules, 2015, as amended.
- 2 These unaudited consolidated financial results were reviewed and recommended by the Audit Committee of the Board and approved by the Board of Directors of the Company at their meeting held on 12 Nov 2025.
- 3 The above unaudited consolidated financial results includes the financial results of the subsidiaries named (1) Staytop Systems, Inc., USA. (2) Roqit Greenfleet Digital Solutions Private Limited. (3) ETO Motors Private Limited and step down subsidiary name ETO Mobility Services Private Limited.
- 4 The unaudited consolidated financial results for the quarter & six months ended 30 September 2025 presented were subjected to a "Limited review" by the Statutory Auditors of the Company. An unqualified report was issued by them thereon.
- 5 The Company on 12 May 2025 has allotted 1,76,79,770 Equity shares to the Shareholders of ETO Motors Private Limited. Hence, the Company's holding has increased from the 4.17% to 58.51%. Consequently, ETO Mobility Services Private Limited which is a wholly owned subsidiary has also become the stepdown subsidiary of the Company.
- 6 The group's revenues in the segment named "USA - Information Technology Services / Software Services" has reduced significantly over the period of time, accordingly this segment is derecognised for Segment Reporting.
- 7 Statement of consolidated Assets & Liabilities is attached as Annexure-C.
- 8 Statement of consolidated Cash Flow is attached as Annexure-D.
- 9 Previous period figures have been re-grouped / re-classified wherever necessary.

Place : Hyderabad  
Date : 12 Nov 2025

By order of the Board  
For AION-TECH SOLUTIONS LIMITED



Sateepalli Venkat Raghunand  
Whole Time Director  
DIN: 10267020




**AION-TECH SOLUTIONS LIMITED**  
(Formerly Known as Goldstone Technologies Limited)

Annexure-C

**CONSOLIDATED STATEMENT OF ASSETS & LIABILITIES**

Particulars	As at 30/09/2025	As at 30/09/2024	As at 31/03/2025
	Un-Audited	Un-Audited	Audited
All Amounts in Indian Rupees Millions			
<b>ASSETS</b>			
<b>(1) Non-Current Assets</b>			
(a) Property, Plant and Equipment	650.269	49.499	50.335
(b) Intangible Assets			
(i) Software	19.421	16.157	24.896
(ii) Goodwill	2153.906	101.486	92.584
(c) Intangible Assets Under Development	72.878	17.655	5.073
(d) Right of Use Assets	58.818	51.603	45.453
(e) Financial Assets			
(i) Investment	17.020	67.799	149.157
(i) Loans and advances	153.900	-	155.000
(iii) Other Financial Assets	96.361	8.039	6.265
(f) Deferred Tax Assets(Net)	-	8.281	-
(g) Other Non-Current Assets	126.365	41.313	52.165
<b>(2) Current Assets</b>			
(a) Financial Assets			
(i) Trade Receivables	273.056	135.601	193.565
(ii) Cash and Cash Equivalents	9.644	27.548	12.034
(iii) Bank Balances other than above	191.797	349.621	279.357
(iv) Loans	308.801	153.943	139.411
(v) Other Financial Assets	21.698	5.826	8.022
(b) Current Tax Assets (Net)	41.789	62.179	36.635
(c) Other Current Assets	68.441	22.136	26.140
<b>Total Assets</b>	<b>4,264.164</b>	<b>1,118.686</b>	<b>1,276.092</b>
<b>EQUITY AND LIABILITIES</b>			
<b>(1) Equity</b>			
(i) Equity Share Capital	522.618	345.821	345.821
(ii) Other Equity	2463.329	421.724	612.660
<b>Liabilities</b>			
<b>(2) Non-Controlling Interest</b>	1.002	-	-
<b>(3) Non-Current Liabilities</b>			
(a) Financial Liabilities			
(i) Borrowings	302.130	-	-
(ii) Lease Liabilities	53.791	45.440	39.148
(b) Deferred tax liabilities (Net)	4.019	-	3.750
(c) Provisions	12.621	13.653	11.900
(d) Others Non Current Liabilities	14.232	30.007	12.258
<b>(2) Current Liabilities</b>			
(a) Financial Liabilities	30.646	-	-
(b) Financial Liabilities			
(i) Borrowings	641.140	63.033	23.564
(ii) Lease Liabilities	5.778	9.415	5.565
(iii) Trade Payables	150.128	166.307	130.781
(iv) Other Current Financial Liabilities	0.890	0.817	-
(c) Provisions	21.520	2.952	4.114
(d) Other Current Liabilities	40.320	19.517	86.531
<b>Total Equity and Liabilities</b>	<b>4,264.164</b>	<b>1,118.686</b>	<b>1,276.092</b>

By order of the Board  
For AION-TECH SOLUTIONS LIMITED

  
Seetepalli Venkat Raghunand  
Whole Time Director  
DIN: 10267020



Place : Hyderabad  
Date : 12 Nov 2025


AION-TECH SOLUTIONS LIMITED  
(Formerly Known as Goldstone Technologies Limited)

Annexure-D

CONSOLIDATED STATEMENT OF CASH FLOWS

Particulars	Year Ended 30/09/2025	Year Ended 30/09/2024	Year Ended 31/03/2025
	Un-Audited	Un-Audited	Audited
All Amounts in Indian Rupees Millions			
<b>I. Cash Flows From Operating Activities</b>			
Profit Before Tax	76.20	117.71	129.78
<i>Adjustments to reconcile Profit before Tax to net Cash Flows:</i>			
Depreciation of Tangible Assets	34.50	4.85	3.96
Depreciation of Intangible Assets	5.48	0.75	8.45
Depreciation of Right to Use Assets	15.72	6.32	11.10
Interest Income	(13.26)	(7.93)	(23.20)
Bad Debts Written Off	-	31.67	-
Other Income	-	-	-
Notional Gain on Lease Modification	-	-	(5.43)
Finance Costs			
i. Interest on Borrowings and Charges	15.51	4.46	2.73
ii. Interest on Lease Liabilities	2.92	2.12	3.91
iii. Bank Charges	0.62	0.38	4.05
Profit on sale of land	(136.94)	(156.35)	(156.35)
Foreign Currency Translation Reserve	-	0.68	(3.61)
<b>Operating Profit before Working Capital changes</b>	<b>0.75</b>	<b>4.66</b>	<b>(24.61)</b>
<i>Changes in Working Capital:</i>			
Adjustment for (increase)/decrease in Operating Assets			
Trade Receivables	(13.90)	52.48	21.20
Loans	(97.05)	(0.76)	(141.23)
Other Financial Assets - Current	(10.12)	(0.03)	(2.22)
Other Financial Assets - Non Current	(14.13)	(0.27)	1.51
Other Assets - Current	107.81	(10.35)	(14.42)
Other Assets - Non-Current	(69.62)	(16.16)	(27.01)
Adjustment for (increase)/decrease in Operating Liabilities			
Trade Payables	(217.67)	42.24	67.17
Other Financial Liabilities - Current	2.48	(1.82)	(3.83)
Other Non-current Liabilities	1.97	-	(17.75)
Other Current Liabilities	(59.86)	(33.44)	33.58
Provisions- Non Current	2.96	(0.14)	1.54
Provisions - Current	-	-	1.07
<b>Cash generated from Operations</b>	<b>(366.38)</b>	<b>36.41</b>	<b>(105.00)</b>
Income Taxes paid	(26.70)	(22.56)	(17.91)
<b>Net Cash generated from/(used in) operating activities</b>	<b>(393.08)</b>	<b>13.85</b>	<b>(122.91)</b>
<b>II. Cash Flows from Investing Activities</b>			
Purchase of Property, Plant and Equipment and Intangibles (including Intangible under Development & Net Proceeds from Land Sale)	100.92	195.53	175.61
Sale of Property, Plant and Equipment	-	(150.89)	-
(Investments in)/ redemption of Bank Deposits (having original maturity of more than three months) - net	87.56	-	(80.62)
Cash Inflow on Sale of Subsidiary	-	-	85.29
Cash Acquired on Acquisition of Subsidiary	20.35	-	-
Interest Received	13.26	7.93	23.20
Other Income	-	-	-
<b>Net Cash used in Investing Activities</b>	<b>222.09</b>	<b>52.57</b>	<b>203.48</b>
<b>III. Cash Flows from Financing Activities</b>			
Proceeds from/(repayment of) Long-term Borrowings, net	(20.81)	-	-
Proceeds from/(repayment of) Short-term Borrowings, net	222.69	(32.44)	(53.66)
Lease Liabilities	(17.15)	(6.92)	(13.42)
Interest paid on Borrowings and Charges	(15.51)	(4.46)	(2.73)
Bank Charges	(0.62)	(0.38)	(4.05)
<b>Net Cash provided by Financing Activities</b>	<b>168.60</b>	<b>(44.20)</b>	<b>(73.86)</b>
<b>Net increase in Cash and Cash Equivalents (I+II+III)</b>	<b>(2.39)</b>	<b>22.22</b>	<b>6.71</b>
Cash and Cash Equivalents at the beginning of the year	12.04	5.33	5.33
<b>Cash and Cash Equivalents at the end of the year (refer note below)</b>	<b>9.65</b>	<b>27.55</b>	<b>12.04</b>
<b>Note:</b>			
Cash and Cash Equivalents comprise:			
Cash on Hand	0.04	-	0.02
Balances with Banks:			
- in current accounts	9.61	27.55	12.02
<b>Total Cash and Cash Equivalents:</b>	<b>9.65</b>	<b>27.55</b>	<b>12.04</b>

By order of the Board  
For AION-TECH SOLUTIONS LIMITED

  
Seetepathi Venkat Raghunand  
Whole Time Director  
DIN: 10267020





**P. MURALI & CO.,**  
CHARTERED ACCOUNTANTS  
6-3-655/2/3, SOMAJIGUDA,  
HYDERABAD - 500 082. T.G, INDIA

Tel. : (91-40) 2332 6666, 2331 2554  
(91-40) 2339 3967,  
(91-40) 2332 2119, 2331 7032


Email : pmurali.co@gmail.com  
pmurali.tax@gmail.com  
info@pmurali.com

Website : www.pmurali.com

**Independent Auditor's Review Report on the Quarterly Unaudited Consolidated Financial Results of the Company pursuant to the Regulation 33 of the SEBI (Listing obligations and Disclosure Requirements) Regulations, 2015, as amended**

**Review report to  
The Board of Directors  
M/s AION-TECH SOLUTIONS LIMITED (Formerly known as Goldstone Technologies limited)**

1. We have reviewed the accompanying statement of unaudited consolidated financial results of **M/s AION-TECH SOLUTIONS LIMITED (Formerly known as Goldstone Technologies limited)** (the "Holding Company") and its subsidiaries (the Holding Company and its subsidiaries together referred to as "the Group"), for the quarter ended 30 September, 2025 and for the period from 01 April 2025 to 30 September 2025 (the "Statement") attached herewith, being submitted by the Holding Company pursuant to the requirements of Regulation 33 of the SEBI (Listing Obligations and Disclosure Requirements) Regulations, 2015, as amended (the "Listing Regulations").
2. This Statement, which is the responsibility of the Holding Company's Management and approved by the Holding Company's Board of Directors, has been prepared in accordance with the recognition and measurement principles laid down in Indian Accounting Standard 34, 'Interim Financial Reporting, ("Ind AS 34") prescribed under Section 133 of the Companies Act, 2013, as amended, read with relevant rules issued thereunder and other accounting principles generally accepted in India. Our responsibility is to express a conclusion on the Statement based on our review.
3. We conducted our review of the Statement in accordance with the Standard on Review Engagements (SRE) 2410, "Review of Interim Financial Information Performed by the Independent Auditor of the Entity, issued by the Institute of Chartered Accountants of India. This standard requires that we plan and perform the review to obtain moderate assurance as to whether the Statement is free of material misstatement. A review of interim financial information consists of making inquiries, primarily of persons responsible for financial and accounting matters, and applying analytical and other review procedures. A review is substantially less in scope than an audit conducted in accordance with Standards on Auditing and consequently does not enable us to obtain assurance that we would become aware of all significant matters that might be identified in an audit. Accordingly, we do not express an audit opinion.





**P. MURALI & CO.,**  
CHARTERED ACCOUNTANTS  
6-3-655/2/3, SOMAJIGUDA,  
HYDERABAD - 500 082. T.G, INDIA

Tel. : (91-40) 2332 6666, 2331 2554  
(91-40) 2339 3967,  
(91-40) 2332 2119, 2331 7032

Email : pmurali.co@gmail.com  
pmurali.tax@gmail.com  
info@pmurali.com

Website : www.pmurali.com

4. We also performed procedures in accordance with the circular issued by the SEBI under Regulation 33 (8) of the SEBI (Listing Obligations and Disclosure Requirements) Regulations, 2015, as amended, to the extent applicable.

The Statement includes the results of the following entities:

- **Aion-Tech Solutions Limited** (Holding Company)
- **ETO Motors Private Limited** (together with its' subsidiary) – Acquired during Q1 (Date of Acquisition: 12-05-2025) and the consolidated results includes for the period 12<sup>th</sup> May, 2025 to 30<sup>th</sup> Sep, 2025.
- **Roqit Greenfleet Digital Solutions Private Limited**
- **Staytop Systems, Inc., USA**

5. Based on our review conducted and procedures performed as stated above, nothing has come to our attention that causes us to believe that the accompanying Statement, prepared in accordance with the recognition and measurement principles laid down in the aforesaid Indian Accounting Standards and other accounting principles generally accepted in India, has not disclosed the information required to be disclosed in terms of Regulation 33 of the SEBI (Listing Obligations and Disclosure Requirements) Regulations, 2015, as amended, including the manner in which it is to be disclosed, or that it contains any material misstatement.

6. We did not review the interim financial statements/financial information/financial results of the 3 subsidiaries (ETO Motors Private Limited, Roqit Greenfleet Digital Solutions Private Limited, Staytop Systems, Inc., USA) included in the consolidated unaudited financial results, whose interim financial results and other financial information reflect total assets before inter-company elimination of Rs.1443.92 million as at 30<sup>th</sup> September, 2025 and total revenues before inter-company elimination of Rs. 131.76 million and Rs. 166.26 million, total net profit/(loss) after tax before inter-company elimination of Rs. (7.67) Millions and Rs. (54.03) Millions and Total Comprehensive income before inter-company elimination of Rs. (2.36) Millions and Rs. (48.79) Millions for the quarter ended 30<sup>th</sup> September, 2025 and for the period from 01 April 2025 to 30 September 2025, respectively, as considered in the consolidated unaudited financial results. These interim financial statements / financial information / financial results have been reviewed by other auditor whose reports have been furnished to us by the Management and our conclusion on the Statement, in so far as it relates to the amounts and disclosures included in respect of this subsidiary, is based solely on the reports of the other auditor and the procedures performed by us as stated in paragraph 3 above.





**P. MURALI & CO.,**  
CHARTERED ACCOUNTANTS  
6-3-655/2/3, SOMAJIGUDA,  
HYDERABAD - 500 082. T.G, INDIA

Tel. : (91-40) 2332 6666, 2331 2554  
(91-40) 2339 3967,  
(91-40) 2332 2119, 2331 7032

Email : pmurali.co@gmail.com  
pmurali.tax@gmail.com  
info@pmurali.com

Website : www.pmurali.com

Our conclusion on the Statement is not modified in respect of the above matter.

**For P. Murali & Co.**  
**Chartered Accountants**  
**FRN: 007257S**



**MV Joshi**

**Partner**

**M.No. 024784**

**UDIN: 25024784BMIYIZ5290**

**Place: Hyderabad**

**Date: 12-11-2025**

**ANNEXURE B**

<b><u>Sr. no</u></b>	<b><u>Particulars</u></b>	<b><u>Details</u></b>
1	Reason For Change – Resignation	Mr. Clinton Travis Caddell resigned due to other commitments & personal reasons.
2	Date of cessation	With effect from 12 <sup>th</sup> November, 2025
3	Brief Profile (in case of appointment)	Not Applicable
4	Disclosure of relationships between directors (in case of appointment of a director)	Not Applicable

For AION-TECH SOLUTIONS LIMITED

Adalat Srikanth  
Company Secretary & Compliance Officer  
F-7101



**ANNEXURE C**

<b><u>Sr. no</u></b>	<b><u>Particulars</u></b>	<b><u>Details</u></b>
1	Reason For Change – Appointment	Mr. Chanakya Bellam Radha Krishna (02642002) has been appointed as an Additional Director in the category of Non Independent and Non Executive Director
2	Date of appointment and Term of appointment	With effect from 12 <sup>th</sup> November, 2025 up to the conclusion of the next Annual General Meeting
3	Brief Profile (in case of appointment)	<p>Chanakya is a seasoned business leader with over two decades of cross-functional experience spanning corporate strategy, marketing, fundraising, business development, and consulting. A Postgraduate in Business Administration, he has built a distinguished career advising organizations from emerging start-ups to listed enterprises on growth strategy, operational excellence, and sustainable scalability.</p> <p>Currently serving as President, Strategy &amp; Corporate Development at Trinity Infraventures Limited, the parent company of Aion-Tech Solutions Limited, Chanakya plays a pivotal role in shaping long-term business strategy, forging strategic partnerships, and driving growth initiatives across technology and infrastructure domains.</p> <p>Earlier in his career, Chanakya held leadership roles in several reputed organizations, including Indian listed entities, where he led mandates in business optimization, financial oversight, fund raising and performance</p>



		<p>transformation, consistently delivering measurable growth outcomes.</p> <p>Deeply passionate about the Indian start-up ecosystem, Chanakya actively mentors founders on fundraising strategies, investor relations, and business model innovation, helping them transform vision into scalable enterprises.</p>
4	Disclosure of relationships between directors (in case of appointment of a director)	Not Applicable
5	Shareholding, if any in the company	Nil
6	Name of listed entities in which the appointing Director holds directorship	Nil
7	Information as required pursuant to BSE Circular with ref. no. LIST/COMP/14/2018-19 and as per NSE circular with ref no. NSE/CML/2018/02, both dated 20 June 2018	Mr. Chanakya is not debarred from holding the office of director by virtue of any SEBI order or any other such authority

For AION-TECH SOLUTIONS LIMITED

Adalat Srikanth  
Company Secretary & Compliance Officer  
F-7101

