



## GLOBAL SURFACES LTD.

(Formerly known as "Global Stones Private Limited")

ISO 9001:2015 ISO 14001:2004 Certified Company

CIN : L14100RJ1991PLC073860

Ref: **GSL/SEC/2025-26/35**

Date: **September 3, 2025**

To,  
**BSE Limited,**  
Dept of Corporate Services  
Phiroze Jeejeebhoy Towers  
Dalal Street, Fort,  
Mumbai 400 001 (Maharashtra)  
**Scrp Code: 543829**

**National Stock Exchange of India Limited**  
The Listing Department  
Exchange Plaza, C-1, Block G,  
Bandra Kurla Complex, Bandra (East),  
Mumbai 400 051 (Maharashtra)  
**Symbol: GSLSU**

**Subject            Submission of Un-Audited Standalone and Consolidated Financial Results for the Quarter ended June 30, 2025, in Machine Readable/ Legible Format**

Dear Sir / Madam,

With reference to our earlier intimation letter no. **GSL/SEC/2025-26/26** dated August 14, 2025, wherein we had submitted the outcome of the Board Meeting along with the Un-Audited Standalone and Consolidated Financial Results of the Company for the quarter ended June 30, 2025, we wish to inform you that the said Financial Results are now being re-submitted in **Machine Readable / Legible format** in compliance with NSE Circular No. **NSE/CML/2018/02 dated January 16, 2018**.

The same is also being hosted on the website of the Company at [www.globalsurfaces.in](http://www.globalsurfaces.in).

You are requested to take the above information on record.

Thanking You  
Yours Faithfully,  
For **Global Surfaces Limited**

**Dharam Singh Rathore**  
**Company Secretary and Compliance Officer**  
**ICSI Mem. No.: A57411**  
Place: Jaipur

Encl: as above



**Registered Office & Quartz Division:** Plot No. : PA-010-006, SEZ  
Engineering & Related Industries, Mahindra World City,  
Teh. Sanganer, Jaipur 302037 (Rajasthan), Ph. 0141-7191000

**Natural Stone Division:** Plot No. : E40-42, G43-47  
RIICO Industrial Area, Bagru Ext., Jaipur 303007,  
Rajasthan (India) Ph. 0141-2865186/87, +91 99822 49800



[info@globalsurfaces.in](mailto:info@globalsurfaces.in)



[www.globalsurfaces.in](http://www.globalsurfaces.in)



**Limited Review Report on unaudited consolidated financial results of Global Surfaces Limited for the quarter ended 30 June 2025 pursuant to Regulation 33 of Securities and Exchange Board of India (Listing Obligations and Disclosure Requirements) Regulations, 2015, as amended**

**The Board of Directors of  
Global Surfaces Limited**

1. We have reviewed the accompanying Statement of unaudited consolidated financial results of Global Surfaces Limited (hereinafter referred to as "the Parent"), and its subsidiaries (the Parent and its subsidiaries together referred to as "the Group") for the quarter ended 30 June 2025 ("the Statement"), being submitted by the Parent pursuant to the requirements of Regulation 33 of the Securities and Exchange Board of India (Listing Obligations and Disclosure Requirements) Regulations, 2015, as amended ("Listing Regulations").
2. This Statement, which is the responsibility of the Parent's management and approved by the Parent's Board of Directors, has been prepared in accordance with the recognition and measurement principles laid down in Indian Accounting Standard 34 "Interim Financial Reporting" ("Ind AS 34"), prescribed under Section 133 of the Companies Act, 2013, and other accounting principles generally accepted in India and in compliance with Regulation 33 of the Listing Regulations. Our responsibility is to express a conclusion on the Statement based on our review.
3. We conducted our review of the Statement in accordance with the Standard on Review Engagements (SRE) 2410 "Review of Interim Financial Information Performed by the Independent Auditor of the Entity", issued by the Institute of Chartered Accountants of India. A review of interim financial information consists of making inquiries, primarily of persons responsible for financial and accounting matters, and applying analytical and other review procedures. A review is substantially less in scope than an audit conducted in accordance with Standards on Auditing and consequently does not enable us to obtain assurance that we would become aware of all significant matters that might be identified in an audit. Accordingly, we do not express an audit opinion.

4. The Statement includes the results of the below entities:

S. No.	Name of Entity	Relationship
1.	Global Surfaces Limited	Holding company
2.	Global Surfaces FZE	Wholly owned subsidiary
3.	Global Surfaces Inc.	Subsidiary
4.	Superior Surfaces Inc.	Subsidiary

5. Based on our review conducted and procedures performed as stated in paragraph 3 above read with matters as described in paragraph 6 below, nothing has come to our attention that causes us to believe that the accompanying Statement, prepared in accordance with the recognition and measurement principles laid down in the aforesaid Indian Accounting Standard and other accounting principles generally accepted in India, has not disclosed the information required to be disclosed in terms of Regulation 33 of the Listing Regulations, including the manner in which it is to be disclosed, or that it contains any material misstatement.



6. The Statement includes financial results of one foreign subsidiary which reflects, total revenue from operations of Rs. 439.84 million, net loss after tax of Rs. 23.13 million and total comprehensive loss of Rs. 23.13 million for the quarter ended June 30, 2025, reviewed by the independent auditors in accordance with the regulations of its foreign country, whose reports have been furnished to us by the Holding Company's management. These financial results have been converted by the Holding Company's management as per accounting principles generally accepted in India which has been considered in the consolidated financial results solely based on such converted financial results. We have reviewed these conversion adjustments made by the Holding Company's management. Our conclusion in so far as it relates to the affairs of such subsidiary located outside India is based on the reports of other auditor and the conversion adjustments prepared by the management of the Holding Company and reviewed by us.

The statement includes financial results of one foreign subsidiary which reflects, total income of Rs. 14.46 million, net loss after tax of Rs. 2.84 million and total comprehensive loss of Rs. 2.84 million for the quarter ended June 30, 2025, which has been prepared by the management of holding company as per accounting principles generally accepted in India and has been considered in the statement solely based on such financial results prepared by the management of Holding company.

Our conclusion is not modified in respect of above matters.

For B. Khosla & Co.  
Chartered Accountants  
FRN: 000205C

*Vijay K. Jain*  
Vijay K. Jain  
Partner  
M. No.: 070758



UDIN: 25070758BMOYWM9873

Place: Jaipur  
Date: August 14, 2025



Global Surfaces Limited

CIN: L14100RJ1991PLC073860

Registered Office :- PA-10-006 Engineering And Related Indus Sez, Mahindra World City, Jaipur, Rajasthan- 302037

Website: www.globalsurfaces.in

Statement of Consolidated Financial Results For The Quarter Ended June 30, 2025

Statement of Consolidated Profit and Loss For The Quarter Ended June 30, 2025

(Rs. in Millions, except otherwise stated)

Particulars	Quarter ended		Year ended	
	30.06.2025 (Unaudited)	31.03.2025 (Unaudited)	30.06.2024 (Unaudited)	31.03.2025 (Audited)
1 Revenue from Operations	745.04	574.70	571.48	2,076.44
2 Other Income	2.25	1.11	6.93	72.38
3 Total Income	747.30	575.81	578.41	2,148.82
4 Expenses:				
Cost of materials consumed	340.25	268.39	296.89	1,081.39
Purchase of stock in trade (net of discounts and returns)	1.76	3.61	12.04	51.15
Changes in inventories of finished goods and work-in-progress	20.80	20.59	(68.91)	(120.92)
Employee benefit expenses	82.65	75.61	73.62	289.89
Depreciation and amortisation expense	44.06	47.97	45.40	186.56
Finance costs	36.54	48.17	33.46	154.39
Other expenses	220.07	225.78	183.37	755.64
Total Expenses	746.13	690.12	575.87	2,398.10
5 Profit/(Loss) Before tax	1.17	(114.31)	2.54	(249.28)
6 Tax Expense:				
a) Current Tax	4.08	(5.08)	15.23	25.00
b) Deferred Tax	2.81	0.92	(0.07)	14.72
Total Tax Expense	6.89	(4.16)	15.16	39.72
7 Loss after Tax	(5.72)	(110.15)	(12.62)	(289.00)
8 Other Comprehensive (Loss)/Income				
Items that will not be reclassified to profit or loss				
- Remeasurements of post-employment benefit obligations		0.45		0.15
- Income tax relating to above		(0.13)		(0.04)
Items that will be reclassified to profit or loss				
- Exchange difference on translation of foreign operation	(0.26)	1.75	(0.43)	4.05
- Income tax relating to above				
Other comprehensive (Loss)/Income, net of tax	(0.26)	2.07	(0.43)	4.16
9 Total Comprehensive (Loss)	(5.98)	(108.08)	(13.05)	(284.84)
Loss attributable to :				
Owners of the Company	(4.30)	(105.01)	(12.20)	(285.35)
Non Controlling Interest	(1.42)	(5.14)	(0.42)	(3.65)
Other Comprehensive (Loss)/Income attributable to :				
Owners of the Company	(0.25)	2.15	(0.42)	3.70
Non Controlling Interest	(0.01)	(0.08)	(0.00)	0.46
Total Comprehensive Loss attributable to :				
Owners of the Company	(4.54)	(102.86)	(12.62)	(281.65)
Non Controlling Interest	(1.43)	(5.22)	(0.42)	(3.19)
10 Paid-up Equity Share Capital (Face Value of Rs.10 each)				423.82
11 Reserves excluding revaluation reserves				2,599.58
12 Loss per equity share (Face value of Rs. 10/- each) (Not Annualised)				
a) Basic (Rs.)	(0.10)	(2.48)	(0.29)	(6.73)
b) Diluted (Rs.)	(0.10)	(2.48)	(0.29)	(6.73)





Global Surfaces Limited  
CIN: L14100RJ1991PLC073860

**Notes to the Consolidated Financials Results**

- The above Statement of Consolidated financial results have been prepared in accordance with the recognition and measurement principles laid down in the applicable Indian Accounting Standards ("Ind AS") as prescribed under section 133 of the Companies Act, 2013, as amended, read with relevant rules thereunder
- The above consolidated financial results ("the Statement") of the Global Surfaces Limited ("the Company") and its subsidiaries (collectively "the Group"), were reviewed by the Audit Committee and approved by the Board of Directors of the Company at their meeting held on August 14, 2025.
- The Company in December 04, 2023 received Rs. 496.07 million (net of issue expenses of Rs 2.68 million) being 25% of total consideration against the issuance and allotment of 95,00,000 warrants convertible into an equivalent number of equity shares to the investors belonging to both the promoter and non-promoter categories on a preferential basis at a price of Rs. 210/- per warrant (including premium of Rs. 200/- each). The tenure of these warrants was 18 months from the date of allotment. The Warrant holders were entitled to exercise the right attached to the said Warrants within a period of Eighteen (18) months from the date of allotment of such Warrants, i.e. on or before June 03, 2025. The said Warrant holders have failed to exercise their rights to convert the warrants and acquire Equity Share underlying the said Warrants. As a result of non-exercise of option to convert within the stipulated time period, 95,00,000 convertible warrants stand cancelled/lapsed and net consideration of Rs. 496.07 million received by the Company from the Warrant holders, towards allotment of said Warrants, stands forfeited, as per the terms of the issue and has been transferred to Capital Reserve within other equity.

**4 Segment Information**


The Group is engaged in manufacturing and trading of 'natural stone and engineered quartz used in surface and counter tops'. The Group sells its product majorly from three geographies: United States of America, United Arab Emirates and India


Particulars	Quarter ended			Year ended
	30.06.2025 (Unaudited)	31.03.2025 (Unaudited)	30.06.2024 (Unaudited)	31.03.2025 (Audited)
<b>A. Segment revenue</b>				
India	281.49	296.01	425.99	1,419.12
United States of America	147.51	142.74	228.94	831.41
United Arab Emirates	439.84	270.53	121.96	643.66
(Less): Intersegment eliminations	(123.80)	(134.58)	(205.40)	(817.75)
<b>Total</b>	<b>745.04</b>	<b>574.70</b>	<b>571.48</b>	<b>2,076.44</b>
<b>B. Segment results</b>				
India	21.14	(44.33)	73.62	118.78
United States of America	(1.04)	(11.68)	0.25	(7.44)
United Arab Emirates	(23.13)	(50.59)	(67.75)	(358.74)
(Less): Intersegment eliminations	4.20	(7.70)	(3.60)	(1.88)
<b>Sub-Total</b>	<b>1.17</b>	<b>(114.31)</b>	<b>2.54</b>	<b>(249.28)</b>

- The Statement includes the results for the quarter ended March 31, 2025 as reported in the statement, are the balancing figures between the audited figures in respect of the full financial year ended March 31, 2025 and the published unaudited year to date figures up to the third quarter of the previous financial year, which were subject to limited review, as required under the Listing Regulations.
- The Group is significantly exposed to the U.S. market, with a substantial portion of its revenue derived from customers based in the United States. Recent policy developments—including the imposition of elevated tariffs on U.S.-bound goods originating from India—are expected to materially affect the Group's operations, particularly those of its Indian operations. The prevailing geopolitical environment, marked by evolving U.S. foreign policy priorities and shifting trade relations, has introduced considerable uncertainty regarding the Group's future business outlook and profitability. These external factors have created a volatile operating landscape, making it challenging to accurately assess the long-term implications of such policy changes. At present, the Group is unable to quantify the full impact of these developments. However, with its multi-shore manufacturing capabilities, including a facility in Jebel Ali Free Zone, Dubai, which is subject to comparatively lower tariffs, the Group is well positioned to mitigate potential effects through operational realignment. The Group continues to monitor the situation closely and is actively evaluating mitigation strategies to safeguard its interests and ensure business continuity and profitability.
- Figures for the previous period/year are re-classified/ re-arranged/ re-grouped wherever necessary.

For and on behalf of the Board

Dated : August 14, 2025



  
Mayank Shah  
Chairman and Managing Director  
DIN:01850199  
Place: Jaipur



Global Surfaces Limited  
CIN: L14100RJ1991PLC073860

Registered Office :- PA-10-006 Engineering And Related Indus Sez, Mahindra World City, Jaipur, Rajasthan- 302037.  
Website: www.globalsurfaces.in

**Statement of Consolidated Financial Results For The Quarter Ended June 30, 2025**

Statement of Consolidated Profit and Loss For The Quarter Ended June 30, 2025

(Rs. in Millions, except otherwise stated)

Particulars	Quarter ended		Year ended	
	30.06.2025 (Unaudited)	31.03.2025 (Unaudited)	30.06.2024 (Unaudited)	31.03.2025 (Audited)
1 Revenue from Operations	745.04	574.70	571.48	2,076.44
2 Other Income	2.26	1.11	6.93	72.38
3 <b>Total Income</b>	<b>747.30</b>	<b>575.81</b>	<b>578.41</b>	<b>2,148.82</b>
4 <b>Expenses:</b>				
Cost of materials consumed	340.25	268.39	296.89	1,081.39
Purchase of stock in trade (net of discounts and returns)	1.76	3.61	12.04	51.15
Changes in inventories of finished goods and work- in-progress	20.80	20.59	(68.91)	(120.92)
Employee benefit expenses	82.65	75.61	73.62	289.89
Depreciation and amortisation expense	44.06	47.97	45.40	186.56
Finance costs	36.54	48.17	33.46	154.39
Other expenses	220.07	225.78	183.37	755.64
<b>Total Expenses</b>	<b>746.13</b>	<b>690.12</b>	<b>575.87</b>	<b>2,398.10</b>
5 <b>Profit/(Loss) Before tax</b>	<b>1.17</b>	<b>(114.31)</b>	<b>2.54</b>	<b>(249.28)</b>
6 <b>Tax Expense:</b>				
a) Current Tax	4.08	(5.08)	15.23	25.00
b) Deferred Tax	2.81	0.92	(0.07)	14.72
<b>Total Tax Expense</b>	<b>6.89</b>	<b>(4.16)</b>	<b>15.16</b>	<b>39.72</b>
7 <b>Loss after Tax</b>	<b>(5.72)</b>	<b>(110.15)</b>	<b>(12.62)</b>	<b>(289.00)</b>
8 <b>Other Comprehensive (Loss)/Income</b>				
Items that will not be reclassified to profit or loss				
- Remeasurements of post-employment benefit obligations	-	0.45	-	0.15
- Income tax relating to above	-	(0.13)	-	(0.04)
Items that will be reclassified to profit or loss				
- Exchange difference on translation of foreign operation	(0.26)	1.75	(0.43)	4.05
- Income tax relating to above	-	-	-	-
<b>Other comprehensive (Loss)/Income, net of tax</b>	<b>(0.26)</b>	<b>2.07</b>	<b>(0.43)</b>	<b>4.16</b>
9 <b>Total Comprehensive (Loss)</b>	<b>(5.98)</b>	<b>(108.08)</b>	<b>(13.05)</b>	<b>(284.84)</b>
<b>Loss attributable to :</b>				
Owners of the Company	(4.30)	(105.01)	(12.20)	(285.35)
Non Controlling Interest	(1.42)	(5.14)	(0.42)	(3.65)
<b>Other Comprehensive (Loss)/Income attributable to :</b>				
Owners of the Company	(0.25)	2.15	(0.42)	3.70
Non Controlling Interest	(0.01)	(0.08)	(0.00)	0.46
<b>Total Comprehensive Loss attributable to :</b>				
Owners of the Company	(4.54)	(102.86)	(12.62)	(281.65)
Non Controlling Interest	(1.43)	(5.22)	(0.42)	(3.19)
10 <b>Paid-up Equity Share Capital (Face Value of Rs.10 each)</b>				<b>423.82</b>
11 <b>Reserves excluding revaluation reserves</b>				<b>2,599.58</b>
12 <b>Loss per equity share (Face value of Rs. 10/- each) (Not Annualised)</b>				
a) Basic (Rs.)	(0.10)	(2.48)	(0.29)	(6.73)
b) Diluted (Rs.)	(0.10)	(2.48)	(0.29)	(6.73)





Global Surfaces Limited  
CIN: L14100RJ1991PLC073860

#### Notes to the Consolidated Financials Results

- The above Statement of Consolidated financial results have been prepared in accordance with the recognition and measurement principles laid down in the applicable Indian Accounting Standards ("Ind AS") as prescribed under section 133 of the Companies Act, 2013, as amended, read with relevant rules thereunder.
- The above consolidated financial results ('the Statement') of the Global Surfaces Limited ("the Company") and its subsidiaries (collectively "the Group"), were reviewed by the Audit Committee and approved by the Board of Directors of the Company at their meeting held on August 14, 2025.
- The Company in December 04, 2023 received Rs. 496.07 million (net of issue expenses of Rs.2.68 million) being 25% of total consideration against the issuance and allotment of 95,00,000 warrants convertible into an equivalent number of equity shares to the investors belonging to both the promoter and non-promoter categories on a preferential basis at a price of Rs. 210/- per warrant (including premium of Rs. 200/- each). The tenure of these warrants was 18 months from the date of allotment. The Warrant holders were entitled to exercise the right attached to the said Warrants within a period of Eighteen (18) months from the date of allotment of such Warrants, i.e. on or before June 03, 2025. The said Warrant holders have failed to exercise their rights to convert the warrants and acquire Equity Share underlying the said Warrants. As a result of non-exercise of option to convert within the stipulated time period, 95,00,000 convertible warrants stand cancelled/lapsed and net consideration of Rs. 496.07 million received by the Company from the Warrant holders, towards allotment of said Warrants, stands forfeited, as per the terms of the issue and has been transferred to Capital Reserve within other equity.

#### 4 Segment Information

The Group is engaged in manufacturing and trading of 'natural stone and engineered quartz used in surface and counter tops'. The Group sells its product majorly from three geographies: United States of America, United Arab Emirates and India.

Particulars	Quarter ended			Year ended
	30.06.2025 (Unaudited)	31.03.2025 (Unaudited)	30.06.2024 (Unaudited)	31.03.2025 (Audited)
<b>A. Segment revenue</b>				
India	281.49	296.01	425.99	1,419.12
United States of America	147.51	142.74	228.94	831.41
United Arab Emirates	439.84	270.53	121.95	643.66
(Less): Intersegment eliminations	(123.80)	(134.58)	(205.40)	(817.75)
<b>Total</b>	<b>745.04</b>	<b>574.70</b>	<b>571.48</b>	<b>2,076.44</b>
<b>B. Segment results</b>				
India	21.14	(44.33)	73.62	118.78
United States of America	(1.04)	(11.68)	0.26	(7.44)
United Arab Emirates	(23.13)	(50.59)	(67.75)	(358.74)
(Less): Intersegment eliminations	4.20	(7.70)	(3.60)	(1.88)
<b>Sub-Total</b>	<b>1.17</b>	<b>(114.31)</b>	<b>2.54</b>	<b>(249.28)</b>

- The Statement includes the results for the quarter ended March 31, 2025 as reported in the statement, are the balancing figures between the audited figures in respect of the full financial year ended March 31, 2025 and the published unaudited year to date figures up to the third quarter of the previous financial year, which were subject to limited review, as required under the Listing Regulations.
- The Group is significantly exposed to the U.S. market, with a substantial portion of its revenue derived from customers based in the United States. Recent policy developments—including the imposition of elevated tariffs on U.S.-bound goods originating from India—are expected to materially affect the Group's operations, particularly those of its Indian operations. The prevailing geopolitical environment, marked by evolving U.S. foreign policy priorities and shifting trade relations, has introduced considerable uncertainty regarding the Group's future business outlook and profitability. These external factors have created a volatile operating landscape, making it challenging to accurately assess the long-term implications of such policy changes. At present, the Group is unable to quantify the full impact of these developments. However, with its multi-shore manufacturing capabilities, including a facility in Jebel Ali Free Zone, Dubai, which is subject to comparatively lower tariffs, the Group is well positioned to mitigate potential effects through operational realignment. The Group continues to monitor the situation closely and is actively evaluating mitigation strategies to safeguard its interests and ensure business continuity and profitability.
- Figures for the previous period/year are re-classified/ re-arranged/ re-grouped wherever necessary.

For and on behalf of the Board



  
Manoj K. Shah  
Chairman and Managing Director  
DIN: 01850199  
Place: Jaipur

Dated : August 14, 2025

**Limited Review Report on unaudited standalone financial results of Global Surfaces Limited for the quarter ended 30 June, 2025 pursuant to Regulation 33 of Securities and Exchange Board of India (Listing Obligations and Disclosure Requirements) Regulations, 2015, as amended**

**The Board of Directors of  
Global Surfaces Limited**

1. We have reviewed the accompanying Statement of unaudited standalone financial results of Global Surfaces Limited for the quarter ended 30 June 2025 ("the Statement"), being submitted by the Company pursuant to the requirements of Regulation 33 of the Securities and Exchange Board of India (Listing Obligations and Disclosure Requirements) Regulations, 2015, as amended ("Listing Regulations").
2. This Statement, which is the responsibility of the Company's management and approved by the Company's Board of Directors, has been prepared in accordance with the recognition and measurement principles laid down in Indian Accounting Standard 34 "Interim Financial Reporting" ("Ind AS 34"), prescribed under Section 133 of the Companies Act, 2013, and other accounting principles generally accepted in India and in compliance with Regulation 33 of the Listing Regulations. Our responsibility is to express a conclusion on the Statement based on our review.
3. We conducted our review of the Statement in accordance with the Standard on Review Engagements (SRE) 2410 "Review of Interim Financial Information Performed by the Independent Auditor of the Entity", issued by the Institute of Chartered Accountants of India. A review of interim financial information consists of making inquiries, primarily of persons responsible for financial and accounting matters, and applying analytical and other review procedures. A review is substantially less in scope than an audit conducted in accordance with Standards on Auditing and consequently does not enable us to obtain assurance that we would become aware of all significant matters that might be identified in an audit. Accordingly, we do not express an audit opinion.
4. Based on our review conducted and procedures performed as stated in paragraph 3 above, nothing has come to our attention that causes us to believe that the accompanying Statement, prepared in accordance with the recognition and measurement principles laid down in the aforesaid Indian Accounting Standard and other accounting principles generally accepted in India, has not disclosed the information required to be disclosed in terms of Regulation 33 of the Listing Regulations, including the manner in which it is to be disclosed, or that it contains any material misstatement.

For B. Khosla & Co.  
Chartered Accountants  
FRN: 000205C



*W* *cau* *(cau)*  
Vijay K. Jain  
Partner  
M. No.: 070758

UDIN: 25070758BMOYWL3030

Place: Jaipur  
Date: August 14, 2025



Global Surfaces Limited  
CIN: L14100RJ1991PLC073860

Registered Office :- PA-10-006 Engineering And Related Indus Sez, Mahindra World City, Jaipur, Rajasthan- 302037.


Website: www.globalsurfaces.in

**Statement of Standalone Financial Results For The Quarter Ended June 30, 2025**

Statement of Standalone Profit and Loss For The Quarter Ended June 30, 2025

(Rs. in Millions, except otherwise stated)

Particulars	Quarter ended			Year ended
	30.06.2025 (Unaudited)	31.03.2025 (Unaudited)	30.06.2024 (Unaudited)	31.03.2025 (Audited)
1 Revenue from Operations	281.49	296.01	425.99	1,419.12
2 Other Income	36.01	30.82	46.47	228.86
3 Total Income	317.50	326.83	472.46	1,647.98
4 Expenses:				
Cost of materials consumed	130.90	138.84	222.01	748.35
Purchase of stock in trade (net of discounts and returns)	0.99	(7.51)	3.35	3.30
Changes in inventories of finished goods and work- in-progress	8.89	25.15	(8.32)	38.40
Employee benefit expenses	29.93	36.70	34.45	143.89
Depreciation and amortisation expense	11.14	15.59	14.49	60.17
Finance costs	10.09	18.06	9.07	45.40
Other expenses	104.43	144.34	118.79	489.69
Total Expenses	296.37	371.17	393.84	1,529.20
5 (Loss)/Profit Before tax	21.13	(44.34)	78.62	118.78
6 Tax Expense:				
a) Current Tax	3.70	(4.12)	15.00	25.73
b) Deferred Tax	2.81	0.92	(0.07)	14.72
Total Tax Expense	6.51	(3.20)	14.93	40.45
7 Profit/(Loss) after Tax	14.62	(41.14)	63.69	78.33
8 Other Comprehensive Income				
Items that will not be reclassified to profit or loss				
- Remeasurements of post-employment benefit obligations	-	0.45	-	0.15
- Income tax relating to above	-	(0.13)	-	(0.04)
Other comprehensive income, net of tax	-	0.32	-	0.11
9 Total Comprehensive Income/(Loss)	14.62	(40.82)	63.69	78.44
10 Paid-up Equity Share Capital (Face Value of Rs.10 each)				423.82
11 Reserves excluding revaluation reserves	-	-	-	2,969.28
12 Earnings per equity share (Face value of Rs. 10/- each) (Not Annualised)				
a) Basic (Rs.)	0.34	(0.97)	1.50	1.85
b) Diluted (Rs.)	0.34	(0.97)	1.50	1.85






Global Surfaces Limited  
CIN: L14100RJ1991PLC073860

#### Notes to the Standalone Financials Results


- 1 The above Statement of standalone financial results have been prepared in accordance with the recognition and measurement principles laid down in the applicable Indian Accounting Standards ("Ind AS") as prescribed under section 133 of the Companies Act, 2013, as amended, read with relevant rules thereunder.
- 2 The above standalone financial results ("the Statement") of the Global Surfaces Limited ("the Company"), were reviewed by the Audit Committee and approved by the Board of Directors of the Company at their meeting held on August 14, 2025.
- 3 As per Ind AS 108, 'Operating Segments', the Company has disclosed the segment information only as part of consolidated financial results.
- 4 The Company in December 04, 2023 received Rs. 496.07 million (net of issue expenses of Rs.2.68 million) being 25% of total consideration against the issuance and allotment of 95,00,000 warrants convertible into an equivalent number of equity shares to the investors belonging to both the promoter and non-promoter categories on a preferential basis at a price of Rs. 210/- per warrant (including premium of Rs. 200/- each). The tenure of these warrants was 18 months from the date of allotment. The Warrant holders were entitled to exercise the right attached to the said Warrants within a period of Eighteen (18) months from the date of allotment of such Warrants, i.e. on or before June 03, 2025. The said Warrant holders have failed to exercise their rights to convert the warrants and acquire Equity Share underlying the said Warrants. As a result of non-exercise of option to convert within the stipulated time period, 95,00,000 convertible warrants stand cancelled/lapsed and net consideration of Rs. 496.07 million received by the Company from the Warrant holders, towards allotment of said Warrants, stands forfeited, as per the terms of the issue and has been transferred to Capital Reserve within other equity.
- 5 The Statement includes the results for the quarter ended March 31, 2025 as reported in the statement, are the balancing figures between the audited figures in respect of the full financial year ended March 31, 2025 and the published unaudited year to date figures up to the third quarter of the previous financial year, which were subject to limited review, as required under the Listing Regulations.
- 6 The Company is significantly exposed to the U.S. market, with a substantial portion of its revenue derived from customers based in the United States. Recent policy developments—including the imposition of elevated tariffs on U.S.-bound goods originating from India—are expected to materially affect the Company's operations. The prevailing geopolitical environment, marked by evolving U.S. foreign policy priorities and shifting trade relations, has introduced considerable uncertainty regarding the Company's future business outlook and profitability. These external factors have created a volatile operating landscape, making it challenging to accurately assess the long-term implications of such policy changes. At present, the Company is unable to quantify the full impact of these developments. However, the Company is part of a group with multi-shore manufacturing capabilities, including operations through its wholly owned subsidiary in Jebel Ali Free Zone, Dubai, which is subject to comparatively lower tariffs. This provides strategic flexibility at the group level to mitigate potential effects through operational realignment.  
The Company continues to monitor the situation closely and is actively evaluating mitigation strategies to safeguard its interests and ensure business continuity and profitability.
- 7 Figures for the previous period/year are re-classified/ re-arranged/ re-grouped wherever necessary.



Dated : August 14, 2025



For and on behalf of the Board

  
Mayank Shah  
Chairman and Managing Director  
DIN:01850199  
Place: Jaipur



Global Surfaces Limited  
CIN: L14100RJ1991PLC073860

Registered Office :- PA-10-006 Engineering And Related Indus Sez, Mahindra World City, Jaipur, Rajasthan- 302037.  
Website: www.globalsurfaces.in

**Statement of Standalone Financial Results For The Quarter Ended June 30, 2025**

Statement of Standalone Profit and Loss For The Quarter Ended June 30, 2025

(Rs. in Millions, except otherwise stated)

Particulars	Quarter ended			Year ended
	30.06.2025 (Unaudited)	31.03.2025 (Unaudited)	30.06.2024 (Unaudited)	31.03.2025 (Audited)
1 Revenue from Operations	281.49	296.01	425.99	1,419.12
2 Other Income	36.01	30.82	46.47	228.86
3 <b>Total Income</b>	<b>317.50</b>	<b>326.83</b>	<b>472.46</b>	<b>1,647.98</b>
4 <b>Expenses:</b>				
Cost of materials consumed	130.90	138.84	222.01	748.35
Purchase of stock in trade (net of discounts and returns)	0.99	(7.51)	3.35	3.30
Changes in inventories of finished goods and work- in-progress	8.89	25.15	(8.32)	38.40
Employee benefit expenses	29.93	36.70	34.45	143.89
Depreciation and amortisation expense	11.14	15.59	14.49	60.17
Finance costs	10.09	18.06	9.07	45.40
Other expenses	104.43	144.34	118.79	489.69
<b>Total Expenses</b>	<b>296.37</b>	<b>371.17</b>	<b>393.84</b>	<b>1,529.20</b>
5 <b>(Loss)/Profit Before tax</b>	<b>21.13</b>	<b>(44.34)</b>	<b>78.62</b>	<b>118.78</b>
6 <b>Tax Expense:</b>				
a) Current Tax	3.70	(4.12)	15.00	25.73
b) Deferred Tax	2.81	0.92	(0.07)	14.72
<b>Total Tax Expense</b>	<b>6.51</b>	<b>(3.20)</b>	<b>14.93</b>	<b>40.45</b>
7 <b>Profit/(Loss) after Tax</b>	<b>14.62</b>	<b>(41.14)</b>	<b>63.69</b>	<b>78.33</b>
8 <b>Other Comprehensive Income</b>				
Items that will not be reclassified to profit or loss				
- Remeasurements of post-employment benefit obligations	-	0.45	-	0.15
- Income tax relating to above	-	(0.13)	-	(0.04)
<b>Other comprehensive income, net of tax</b>	<b>-</b>	<b>0.32</b>	<b>-</b>	<b>0.11</b>
9 <b>Total Comprehensive Income/(Loss)</b>	<b>14.62</b>	<b>(40.82)</b>	<b>63.69</b>	<b>78.44</b>
10 <b>Paid-up Equity Share Capital (Face Value of Rs.10 each)</b>				<b>423.82</b>
11 <b>Reserves excluding revaluation reserves</b>	-	-	-	<b>2,969.28</b>
12 <b>Earnings per equity share (Face value of Rs. 10/- each) (Not Annualised)</b>				
a) Basic (Rs.)	0.34	(0.97)	1.50	1.85
b) Diluted (Rs.)	0.34	(0.97)	1.50	1.85





Global Surfaces Limited  
CIN: L14100RJ1991PLC073860

#### Notes to the Standalone Financials Results

- 1 The above Statement of standalone financial results have been prepared in accordance with the recognition and measurement principles laid down in the applicable Indian Accounting Standards ("Ind AS") as prescribed under section 133 of the Companies Act, 2013, as amended, read with relevant rules thereunder.
- 2 The above standalone financial results ('the Statement') of the Global Surfaces Limited ("the Company"), were reviewed by the Audit Committee and approved by the Board of Directors of the Company at their meeting held on August 14, 2025.
- 3 As per Ind AS 108, 'Operating Segments', the Company has disclosed the segment information only as part of consolidated financial results.
- 4 The Company in December 04, 2023 received Rs. 496.07 million (net of issue expenses of Rs.2.68 million) being 25% of total consideration against the issuance and allotment of 95,00,000 warrants convertible into an equivalent number of equity shares to the investors belonging to both the promoter and non-promoter categories on a preferential basis at a price of Rs. 210/- per warrant (including premium of Rs. 200/- each). The tenure of these warrants was 18 months from the date of allotment. The Warrant holders were entitled to exercise the right attached to the said Warrants within a period of Eighteen (18) months from the date of allotment of such Warrants, i.e. on or before June 03, 2025. The said Warrant holders have failed to exercise their rights to convert the warrants and acquire Equity Share underlying the said Warrants. As a result of non-exercise of option to convert within the stipulated time period, 95,00,000 convertible warrants stand cancelled/lapsed and net consideration of Rs. 496.07 million received by the Company from the Warrant holders, towards allotment of said Warrants, stands forfeited, as per the terms of the issue and has been transferred to Capital Reserve within other equity.
- 5 The Statement includes the results for the quarter ended March 31, 2025 as reported in the statement, are the balancing figures between the audited figures in respect of the full financial year ended March 31, 2025 and the published unaudited year to date figures up to the third quarter of the previous financial year, which were subject to limited review, as required under the Listing Regulations.
- 6 The Company is significantly exposed to the U.S. market, with a substantial portion of its revenue derived from customers based in the United States. Recent policy developments—including the imposition of elevated tariffs on U.S.-bound goods originating from India—are expected to materially affect the Company's operations. The prevailing geopolitical environment, marked by evolving U.S. foreign policy priorities and shifting trade relations, has introduced considerable uncertainty regarding the Company's future business outlook and profitability. These external factors have created a volatile operating landscape, making it challenging to accurately assess the long-term implications of such policy changes. At present, the Company is unable to quantify the full impact of these developments. However, the Company is part of a group with multi-shore manufacturing capabilities, including operations through its wholly owned subsidiary in Jebel Ali Free Zone, Dubai, which is subject to comparatively lower tariffs. This provides strategic flexibility at the group level to mitigate potential effects through operational realignment. The Company continues to monitor the situation closely and is actively evaluating mitigation strategies to safeguard its interests and ensure business continuity and profitability.
- 7 Figures for the previous period/year are re-classified/ re-arranged/ re-grouped wherever necessary.

For and on behalf of the Board



Mayank Shah  
Chairman and Managing Director  
DIN:01850199  
Place: Jaipur

Dated : August 14, 2025