



GINNI FILAMENTS LIMITED

CIN : L71200UP1982PLC012550

CORPORATE OFFICE: D-196, SECTOR-63, NOIDA-201 307, INDIA
Ph : + 91-120-4058400 (30 LINES) Fax : + 91-120-4250975,4250976
Email:secretarial@ginnifilaments.com, Website : www.ginnifilaments.com

May 27, 2023

National Stock Exchange of India Ltd. Exchange Plaza, 5 th Floor, Bandra Kurla Complex, Bandra (East) MUMBAI – 400 051	BSE Limited Phiroze JeeJeeBhoy Towers, Dalal Street, MUMBAI – 400 051
SCRIP CODE: GINNIFILA	SCRIP CODE: 590025

Sub.: Submission of Copy of Newspaper Advertisement in respect of Audited Financial Results for the quarter and Year ended March 31, 2023.

Dear Sir/ Madam,

In compliance of Regulation 30 and 47(3) of SEBI (Listing obligation and Disclosure Requirements) Regulations, 2015, we wish to inform you that the Company has published the Audited Financial Results for the quarter and Year ended March 31, 2023, in Business Standard Newspaper (English edition) and Dainik Jagran Newspaper (Hindi edition) both dated May 27, 2023. The copies of the relevant pages of Newspapers are attached herewith.

Kindly take the same on records.

Thanking you,

Yours faithfully,

For GINNI FILAMENTS LIMITED

Bharat Singh Digitally signed
by Bharat Singh
Date: 2023.05.27
11:33:38 +05'30'

**BHARAT SINGH
COMPANY SECRETARY & COMPLIANCE OFFICER**

Encl. : as above

GINNI FILAMENTS LIMITED						
CIN : L71200UP1982PLC012550						
Regd. Office : 110 K.M. Stone, Delhi-Mathura Road, Chhata-281401 Distt. Mathura (U.P.)						
EXTRACT OF AUDITED FINANCIAL RESULTS FOR THE QUARTER AND YEAR ENDED MARCH 31, 2023						
(₹ in Lakhs except per Share data)						
Sl. No.	Particulars	Quarter ended	Quarter ended	Quarter ended	Year ended	Year ended
		31.03.2023	31.12.2022	31.03.2023	31.03.2023	31.03.2022
		Audited	Unaudited	Audited	Audited	Audited
1	Total Income from Operations (net)	22,520.61	21,762.73	32,803.64	95,317.21	1,08,446.47
2	Net Profit / (loss) for the period (before Tax, Exceptional and/or Extraordinary items)	(1,075.57)	(1,674.76)	1,727.44	(2,573.16)	6,863.37
3	Net Profit / (loss) for the period before tax (after Exceptional and/or Extraordinary items)	(1,075.57)	(1,674.76)	1,727.44	(2,573.16)	7,436.89
4	Net Profit / (loss) for the period after tax (after Exceptional and/or Extraordinary items)	(526.08)	(1,020.69)	1,064.53	(1,433.08)	4,836.31
5	Total Comprehensive Income for the period [Comprising Profit / (Loss) for the period (after tax) and Other Comprehensive Income (after tax)]	(465.77)	(1,022.44)	1,063.54	(1,381.93)	4,794.92
6	Paid up Equity Share Capital(Face Value of ₹ 10/- each)	8,565.01	8,565.01	8,565.01	8,565.01	8,565.01
7	Reserves(excluding Revaluation Reserve) as shown in the Audited Balance Sheet of the previous year.				19,323.98	20,705.91
8	Earnings Per Share (of ₹ 10/- each) (not annualised)					
	a) Basic:	(0.61)	(1.19)	1.24	(1.67)	5.82
	b) Diluted:	(0.61)	(1.19)	1.24	(1.67)	5.82

Notes:

- The above financial results were reviewed by the Audit Committee and approved by the Board of Directors at their meeting held on 26th May 2023 and have been audited by the Statutory Auditors.
- The above is an extract of the detailed format of the financial results for the quarter and year ended March 31, 2023 filed with the Stock Exchanges under Regulation 33 of SEBI (Listing and Disclosure Requirements) Regulations, 2015. The full format of the financial results are available on the Company's website (www.ginnifilaments.com) and Stock Exchange website (www.nseindia.com).
- The above results are in accordance with the Companies (Indian Accounting Standards) Rules, 2015 as amended time to time and prescribed under Section 133 of the Companies Act, 2013, read with the relevant rules issued thereunder and other accounting principles generally accepted in India.
- The figures for the quarter ended March 31, 2023 and quarter ended March 31, 2022 are the balancing figures between audited figures for the year ended March 31, 2023 and March 31, 2022 and the unaudited figures of nine months ended December 31, 2022 and December 31, 2021 respectively.

For and on behalf of the Board of Directors
GINNI FILAMENTS LIMITED
Sd/-
SHISHIR JAIPURIA
CHAIRMAN & MANAGING DIRECTOR

Place : Noida
Date : May 26, 2023

IL&FS Engineering and Construction Company Limited							
CIN: L45201TG1988PLC008624							
Regd. Office: D.No.8-2-120/113, B-Block, 1st Floor, Sanali Info Park, Road No. 2, Banjara Hills, Hyderabad - 500033							
Ph: 040-40409333; Fax: 040-40409444; Email: cs@ilsengg.com; Web: www.ilsengg.com							
EXTRACT OF STANDALONE & CONSOLIDATED AUDITED FINANCIAL RESULTS FOR THE QUARTER AND YEAR ENDED 31 MARCH, 2023							
(Rs. in Lakhs except per share data)							
Particulars	Standalone					Consolidated	
	Quarter Ended		Year Ended			Year Ended	
	31.03.2023 (Audited)	31.12.2022 (Unaudited)	31.03.2022 (Audited)	31.03.2023 (Audited)	31.03.2022 (Audited)	31.03.2022 (Audited)	
Total income from operations	10763	2236	12909	21565	37868	21565	37868
Net profit for the period before tax, exceptional and/or extraordinary items	(7960)	(1915)	(10765)	(11,888)	(20,692)	(11889)	(20602)
Net profit for the period before tax after exceptional and/or extraordinary items	(7936)	(2451)	(35064)	(12400)	(38635)	(12401)	(38635)
Net profit for the period after tax and exceptional and/or extraordinary items	(7936)	(2451)	(35064)	(12400)	(38635)	(12398)	(38613)
Total comprehensive Income for the period comprising of profit for the period (after tax) and other comprehensive income after tax	(7991)	(2451)	(35081)	(12439)	(38652)	(12437)	(38630)
Paid-up equity share capital	13,112	13,112	13,112	13,112	13,112	13,112	13,112
Earnings per share (of Rs. 10/- each) (not annualized): basic & diluted	(6.05)	(1.87)	(26.74)	(9.46)	(29.47)	(9.46)	(29.45)

Notes:

- The above financial results of the Company have been reviewed and recommended by the Audit Committee and approved by the Board of Directors at their meetings held on May 25, 2023.
- The above is an extract of the detailed format of Standalone & Consolidated Financial Results for the Quarter and Year ended 31st March 2023 filed with the Stock Exchanges under Regulation 33 of the SEBI (Listing Obligations & Disclosure Requirements) Regulations, 2015. The detailed and full format of the same is available on the website of stock exchanges at www.bseindia.com and www.nseindia.com and also on the Company's website at www.ilsengg.com.

By Order of the Board
For IL&FS Engineering and Construction Company Limited
Sd/-
Kazim Raza Khan
Chief Executive Officer

Place: New Delhi
Date: 25.05.2023

Reliance Industries Limited				
CIN: L17110MH1973PLC019786				
Regd. office: 3rd Floor, Maker Chambers IV, 222, Nariman Point, Mumbai - 400 021.				
Phone: 022-3555 5000. Email: investorrelations@ril.com				
NOTICE				
NOTICE is hereby given that the following certificate(s) issued by the Company are stated to have been lost or misplaced and Registered Holders thereof have applied for the issue of duplicate certificate(s).				
Sr. No.	Folio No.	Name / Joint Names	Shares	Distinctive Nos. From - To
1	9423826	Abdul Qadeer	200	7903170-173
			50	8000831-831
			50	12264851-851
			1200	66914163-163
2	35125469	Ayesha Khalil Brijis Talat	40	4531015-016
			15	7603351-351
			12	10076018-018
			67	53613326-327
			134	62269229-229
			268	66476428-428
3	30323726	Bela Verma	60	3865496-498
			160	62239310-310
			298	66656467-467
4	29750963	Bernard Rodrigues Cristaline Rodrigues Damodar R Asawa	145	11844673-675
			145	53950513-516
			960	66913867-867
5	59692267	Francis Aranha Irene Aranha Gitabai Asawa	4	5121324-324
			2	5493988-988
			1	7133279-279
			40	7735569-569
			47	55109103-104
			188	66751456-556
5	57193221	Gitabai Asawa	15	12027782-782
			15	50787280-280
			60	66751891-891
9	3731057	Jagmohan Singh Harleen Kaur	5	643555-355
			11	1035229-229
			248	62298417-417
10	79957135	Jiger Jayakrishna Parikh Alpaben Jayakrishna Parikh	278	66602159-159
11	32744770	K. G. Balakrishnan	40	4213409-410
			18	7377283-284
			58	53546070-071
			116	62564273-273
			232	66842869-869
12	83148870	K Radhakrishna Pai Sangeeth R Pai	390	62540067-677
			580	66813330-330
13	74307728	Kalpna Sadhukhan Narayan Chandra Sadhukhan	30	14818015-016
			30	53131376-377
			60	62586491-491
			120	66872691-691
			292	66632792-792
14	31602076	Prakash Chain Khubchandani Chain T Khubchandani	73	51445423-424
			18	57175316-318
			15	57175319-319
			40	57175320-321
			146	62383687-687
16	1087070	Rajesh Rustagi	6	241529-529
			1	357167-167
			5	455614-614
			3	558455-455
			49	890947-947
			51	1314800-801
			5	3066454-454
			54	6311569-570
			174	54000272-275
			348	62213059-599
			696	66407444-444
17	35122664	Ramesh Kumar Bajaj Sneha Bajaj	40	4530641-642
			10	7603075-075
			10	10080057-057
			25	16640467-467
			85	53715698-700
			170	62273583-583
			20	4137141-141
			8	7325952-952
			9	7327266-366
			37	55050563-564
			74	62623090-090
			148	66444398-398
19	75974604	Sunita Bothra	25	16693443-443
			30	52906482-483
			55	62623097-097
			110	66444576-576
			40	4108803-804
			18	7309001-002
			12	10054616-616
			15	12808390-390
			30	16794974-975
			115	53873764-766
			36	58342372-72
			266	62245363-363
21	9505211	Thottuva Subramonian Hariharan	100	5727593-593
			100	7976758-759
			100	12272176-177
			600	54847182-193
			50	905616-616
			10	1281086-086
			10	3073795-795
			65	6323665-666
			25	16620533-533
			268	51732363-368
			63	58471995-995
			539	66640692-692
				6872538569-107
				6872538569-107

The Public is hereby warned against purchasing or dealing with these securities any way. Any person(s) who has/have any claim in regard of the securities, should lodge such claim with the Company's Registrar and Transfer Agent viz. "KFIN Technologies Limited", Selenium Tower B, Plot No. 31-32, Gachibowli, Financial District, Nanakramguda, Hyderabad - 500 032, within Seven (7) days from the date of publication of this notice, failing which, the Company will proceed to issue letter(s) of confirmation in lieu of duplicate certificate(s) in respect of the aforesaid securities.

for Reliance Industries Limited
Sd/-
Savithri Parekh
Company Secretary and Compliance Officer

Place : Mumbai
Date : May 26, 2023








Nucleus Software Exports Limited									
CIN: L74899DL1989PLC034594									
Registered Office: 33-35, Thyagraj Nagar Market, New Delhi - 110003									
Tel: +91-120-4031400; Fax : +91-120-403167; Email: investorrelations@nucleussoftware.com, Website: www.nucleussoftware.com									
EXTRACT OF FINANCIAL RESULTS OF NUCLEUS SOFTWARE EXPORTS LIMITED FOR THE QUARTER AND YEAR ENDED 31 MARCH 2023									
(Amount in Rupees Lacs unless otherwise stated)									
Sl. No.	Particulars	CONSOLIDATED				STANDALONE			
		Quarter Ended		For the year ended		Quarter Ended		For the year ended	
		31 March 2023	31 March 2022	31 March 2023	31 March 2022	31 March 2023	31 March 2022	31 March 2023	31 March 2022
1.	Total income from operations (net)	20,620	15,304	63,446	49,719	19,245	14,072	58,473	44,806
2.	Net Profit / (Loss) for the period (before Tax, Exceptional and Extraordinary items)	8,860	2,601	17,108	5,550	8,758	2,706	17,339	5,686
3.	Net Profit / (Loss) for the period before Tax (after Exceptional and Extraordinary items)	8,860	2,601	17,108	5,550	8,758	2,706	17,339	5,686
4.	Net Profit / (Loss) for the period after Tax (after Exceptional and Extraordinary items)	6,765	1,829	12,779	4,091	6,680	1,872	13,037	4,210
5.	Total Comprehensive Income for the period [Comprising Profit/ (loss) for the period (after tax) and Other Comprehensive Income (after tax)]	7,041	1,257	13,580	3,012	6,974	1,266	13,731	3,092
6.	Equity Share Capital	2,677	2,677	2,677	2,677	2,677	2,677	2,677	2,677
7.	Reserves	-	-	58,389	46,683	-	-	56,112	44,255
8.	Earnings Per Share - (of Rs. 10/- each) (for continuing and discontinued operations) (Not annualised for quarters)								
	Basic (INR)	25.27	6.67	47.73	14.28	24.95	6.83	48.69	14.70
	Diluted (INR)	25.27	6.67	47.73	14.28	24.95	6.83	48.69	14.70

Notes:

- The above is an extract of the detailed format of Quarterly Financial Results filed with the Stock Exchanges under Regulation 33 of the SEBI (Listing and other Disclosure Requirements) Regulations, 2015. The full format of the Quarterly Financial Results are available on the Stock Exchange websites of BSE and NSE at www.bseindia.com and www.nseindia.com respectively and on Company's website at www.nucleussoftware.com.
- The consolidated and the standalone financial results for the quarter and year ended 31 March 2023 were reviewed by the Audit Committee and have been approved and taken on record by the Board of Directors at its meeting held on 26 May 2023. The statutory auditors have issued unmodified audit report on these results.
- Financial results for all the periods presented have been prepared in accordance with the Companies (Indian Accounting Standards) Rules, 2015 (as amended from time to time) prescribed under Section 133 of the Companies Act, 2013 and other recognised accounting practices and policies to the extent applicable.

By Order of the Board
For Nucleus Software Exports Limited
Sd/-
VISHNU R DUSAD
Managing Director

Corporate Office: Noida
26 May 2023

MAHARASHTRA SEAMLESS LIMITED											
(D.P. JINDAL GROUP COMPANY)											
Registered Office : Pipe Nagar, Village Sukeli, BKG Road, NH-17, Taluka Roha, Distt. Raigad-402126 (Maharashtra)											
Tel. No. 02194 - 238511; E-mail: secretarial@mahaseam.com; Website www.jindal.com											
Corporate Office : Plot No. 30, Institutional Sector - 44, Gurugram - 122003 (Haryana)											
Interim Corporate Office: Plot No.106, Institutional Sector-44, Gurugram-122 003 (Haryana); CIN: L99999MH1988PLC080545											
			% INCREASE (QUARTERLY)				% INCREASE (YEAR ON YEAR)				
 <p>22% INCOME FROM OPERATIONS</p>			 <p>48% NET PROFIT AFTER TAX</p>				 <p>47% EARNINGS PER SHARE</p>				
 <p>36% INCOME FROM OPERATIONS</p>						 <p>11% NET PROFIT AFTER TAX</p>		 <p>11% EARNINGS PER SHARE</p>			
EXTRACT OF AUDITED FINANCIAL RESULTS FOR THE QUARTER & YEAR ENDED 31 ST MARCH, 2023											
(Rs. in Lakhs, except per share data)											
Sl. No.	Particulars	STANDALONE						CONSOLIDATED			
		Quarter Ended			Year Ended			Quarter Ended		Year Ended	
		Audited	Unaudited	Audited	Audited	Audited	Audited	Audited	Unaudited	Audited	Audited
1.	Total income from operations	1,62,313	1,33,731	1,41,899	5,70,713	3,97,461	1,63,283	1,33,855	1,42,842	5,71,637	4,20,972
2.	Net Profit / (Loss) for the period (before Tax, Exceptional and/or Extraordinary items)	30,370	22,059	15,433	94,907	53,085	30,099	21,261	14,611	92,366	51,118
3.	Net Profit / (Loss) for the period before Tax (after Exceptional and/or Extra										



गिन्नी फिलामेंट्स लिमिटेड

CIN : L71200UP1982PLC012550

पंजीकृत कार्यालय: 110 किमी. स्टोन, दिल्ली-मथुरा रोड, छाता-281401 जिला-मथुरा (उ.प्र.)

31 मार्च, 2023 को समाप्त तिमाही और वर्ष के लिए लेखापरीक्षित वित्तीय परिणामों का सारांश

(प्रति शेयर आय को छोड़कर रूप में लाखों में)

क्र. सं.	विवरण	31.3.2023	31.12.2022	31.3.2022	31.3.2023	31.03.2022
		को समाप्त तिमाही (अंकित)	को समाप्त तिमाही (अनअंकित)	को समाप्त तिमाही (अंकित)	को समाप्त वर्ष (अंकित)	को समाप्त वर्ष (अंकित)
1	परिचालनों से कुल आय (शुद्ध)	22,520.61	21,762.73	32,803.64	95,317.21	1,08,446.47
2	अवधि के लिए शुद्ध लाभ/(हानि) (कर विशिष्ट और/या असाधारण मदों से पूर्व)	(1,075.57)	(1,674.76)	1,727.44	(2,573.16)	6,883.37
3	अवधि के शुद्ध लाभ/(हानि) कर से पूर्व (असाधारण एवं/या अतिविशिष्ट वस्तुओं के बाद)	(1,075.57)	(1,674.76)	1,727.44	(2,573.16)	7,436.89
4	अवधि के लिए कर के बाद शुद्ध लाभ/(हानि) (असाधारण एवं/या अतिविशिष्ट वस्तुओं के बाद)	(526.08)	(1,020.69)	1,064.53	(1,433.08)	4,836.31
5	अवधि के लिए कुल व्यापक आय (व्यापक लाभ/(हानि) अवधि के लिए (कर के बाद) तथा अन्य व्यापक इनकम (कर के बाद)	(465.77)	(1,022.44)	1,063.54	(1,381.93)	4,794.92
6	प्रदत्त समता अंश पूंजी (अंकित मूल्य रु 10/- प्रत्येक)	8,565.01	8,565.01	8,565.01	8,565.01	8,565.01
7	संघय, पुनर्मूल्यांकन संघय के अतिरिक्त, पूर्व लेखा वर्ष की अंकित बैलेंस शीट के अनुसार				19,323.98	20,705.91
8	प्रति शेयर आय (रु 10/- प्रत्येक) (एन्चुलाइज्ड नहीं)					
	i) मूलमूल	(0.61)	(1.19)	1.24	(1.67)	5.82
	ii) मिश्रित	(0.61)	(1.19)	1.24	(1.67)	5.82

- नोट्स :-**
- उपरोक्त वित्तीय परिणामों की समीक्षा ऑडिट कमेटी द्वारा की गई और निदेशक मंडल द्वारा 26 मई 2023 को आयोजित उनकी बैठक में अनुमोदित किया गया और सांघिक लेखा परीक्षकों द्वारा ऑडिट किया गया।
 - उपरोक्त 31 मार्च, 2023 को समाप्त तिमाही और वर्ष के लिए वित्तीय परिणामों के विस्तृत प्रारूप का उद्धरण है, जिसे सेबी (सूचीकरण और प्रकटीकरण आवश्यकताएँ) विनियम, 2015 के विनियम 33 के तहत स्टॉक एक्सचेंजों में दायर किया गया है। वित्तीय का पूर्ण प्रारूप परिणाम कंपनी की वेबसाइट (www.ginnifilaments.com) और स्टॉक एक्सचेंज की वेबसाइट (www.nseindia.com) पर उपलब्ध हैं।
 - उपरोक्त परिणाम कंपनी (भारतीय लेखा मानक) नियम, 2015 के अनुसार समय-समय पर संशोधित होते हैं और कंपनी अधिनियम, 2013 की धारा 133 के तहत निर्धारित होते हैं, इसके तहत जारी प्रासंगिक नियमों और भारत में आम तौर पर स्वीकृत अन्य लेखांकन सिद्धांतों के साथ पढ़ा जाता है।
 - 31 मार्च, 2023 को समाप्त तिमाही और 31 मार्च, 2022 को समाप्त तिमाही के आंकड़े 31 मार्च, 2023 और 31 मार्च, 2022 को समाप्त वर्ष के लिए लेखापरीक्षित आंकड़ों और 31 दिसंबर, 2022 को समाप्त हुए नौ महीनों के अलेखापरीक्षित आंकड़ों के बीच संतुलित आंकड़े हैं। और 31 दिसंबर, 2021 क्रमशः।

बोर्ड ऑफ डायरेक्टर्स के लिए उनकी ओर से
गिन्नी फिलामेंट्स लिमिटेड
शिशिर जयपुरिया
अध्यक्ष एवं प्रबन्ध निदेशक

स्थान : नोएडा
तिथि : 26 मई, 2023