

11th March, 2025

**The Manager, Listing Department,
National Stock Exchange of India Ltd.
Exchange Plaza, Plot No. C-1, Block G,
Bandra Kurla Complex, Bandra (East)
Mumbai - 400 051**

**Type of Security: Equity shares
NSE Symbol : GILLANDERS**

Dear Sir/Madam,

Sub: Reply to clarification sought on 10th March, 2025 w.r.t the incomplete financial results submitted to the Exchange on 7th February, 2025

In connection to the aforesaid matter, we would like to clarify that the complete financial results of the Company was submitted under the filing “**Integrated Filing – Financial**” on 7th February, 2025. Unfortunately, due to an oversight, the unaudited consolidated segment result was inadvertently omitted from the quick result disclosure filed on the same date.

In connection with the above, we are now attaching the correct and complete financial results of the Company for quarter (Q3) and nine months ended 31st December, 2024 along with the Limited Review Report issued by M/s. JKVS & Co., Statutory Auditors of the Company.

We assure you that precautionary steps will be taken to prevent such errors in the future. We request you to take the attached financial results of the Company on your record.

This is for your information and dissemination.

Thanking you

Yours truly,

For Gillanders Arbuthnot and Company Limited

Rajat Arora
Company Secretary and Compliance Officer

Encl: As above

J K V S & CO

Chartered Accountants

5-A, Nandalal Jew Road, Kolkata-700026 (India)

Phone : +91 33 2476 5068 • E-mail : kolkata@jkvs.in

Independent Auditor's Review Report on unaudited standalone financial results for the quarter and nine months ended 31st December' 2024 of Gillanders Arbuthnot and Company Limited pursuant to the Regulation 33 of SEBI (Listing Obligations and Disclosure Requirements) Regulations, 2015, as amended

To,
The Board of Directors
Gillanders Arbuthnot and Company Limited

1. We have reviewed the accompanying statement of unaudited standalone financial results of Gillanders Arbuthnot and Company Limited (the 'Company'), for the quarter and nine months ended December 31, 2024 (the 'Statement') attached herewith, being submitted by the Company pursuant to the requirements of Regulation 33 of the SEBI (Listing Obligations and Disclosure Requirements) Regulations, 2015 as amended (the 'Regulation').
2. This Statement, which is the responsibility of the Company's Management and approved by the Board of Directors of the Company, has been prepared in accordance with the recognition and measurement principles laid down in the Indian Accounting Standard 34 "Interim Financial Reporting" (Ind AS 34) prescribed under Section 133 of the Companies Act, 2013 as amended read with relevant rules issued there under and other accounting principles generally accepted in India. Our responsibility is to issue a report on these financial results based on our review.
3. We conducted our review of the Statement in accordance with the Standard on Review Engagements (SRE) 2410 "Review of Interim Financial Information Performed by the Independent Auditor of the Entity", issued by the Institute of Chartered Accountants of India. This standard requires that we plan and perform the review to obtain moderate assurance as to whether the statements are free of material misstatement. A review is limited primarily to inquiries of company personnel and analytical procedures applied to financial data and thus provide less assurance than an audit. We have not performed an audit and accordingly, we do not express an audit opinion.
4. Based on our review conducted as above, and based on the consideration of the review reports of other auditor of Company's Engineering (MICCO) division referred to in paragraph 5 below nothing has come to our attention that causes us to believe that the accompanying statement of unaudited standalone financial results, prepared in accordance with the applicable Indian Accounting Standards as prescribed under Section 133 of the Companies Act, 2013 as amended read with relevant rules issued there under and other recognized accounting principles generally accepted in India, has not disclosed the information required to be disclosed in terms of the Regulation 33 of the SEBI (Listing Obligation & Disclosure Requirements), including the manner in which it is to be disclosed, or that it contains any material misstatement.

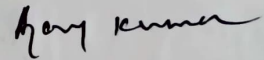


5. Other Matters

We did not review the financial results of Company's Engineering (MICCO) Division included in the unaudited standalone financial results of the Company, whose results reflect total assets of Rs. 10,575.96 Lakhs as at December 31, 2024, total revenues of Rs. 4,422.24 Lakhs and 8,363.50 Lakhs, total net Profit of Rs. 262.23 Lakhs and Rs. 439.81 Lakhs, total comprehensive income of Rs. 261.72 Lakhs and Rs. 449.97 Lakhs for the quarter and nine months ended on December 31, 2024, and net cash outflow of Rs. 0.88 Lakhs for the nine months ended on December 31, 2024, whose financial results have been reviewed by the other auditor and whose reports have been furnished to us. Our conclusion on the unaudited financial results, in so far as it relates to the affairs of such division is based solely on the report of the other auditor.

Our conclusion on the statement is not modified in respect of the matter.

For JKVS & CO
Chartered Accountants
Firm's Registration Number: 318086E



(Ajay Kumar)
Partner
Membership Number: 068756
UDIN: 25068756BMNQSQ8750



Place: Kolkata

Date: 07th Day of February, 2025

GILLANDERS ARBUTHNOT AND COMPANY LIMITED

CIN : L51909WB1935PLC008194

Registered office : C-4 Gillander House, Netaji Subhas Road, Kolkata - 700001, Phone : (033) 2230 2331 (6 Lines), Fax : (033) 2230 4185

E-mail : gillanders@gillandersarbuthnot.com, Website : www.gillandersarbuthnot.com

STATEMENT OF UNAUDITED STANDALONE FINANCIAL RESULTS FOR THE QUARTER AND NINE MONTHS ENDED 31ST DECEMBER 2024

(Rs in Lakhs)

Particulars	Quarter Ended			Nine Months Ended		Year Ended
	31-Dec-24	30-Sep-24	31-Dec-23	31-Dec-24	31-Dec-23	31-Mar-24
	(Unaudited)	(Unaudited)	(Unaudited)	(Unaudited)	(Unaudited)	(Audited)
I Revenue from Operations	12,358.22	12,090.56	9,420.99	32,586.24	27,249.74	33,042.76
II Other Income	26.16	143.86	(20.52)	238.40	285.79	377.47
III Total Income (I+II)	12,384.38	12,234.42	9,400.47	32,824.64	27,535.53	33,420.23
IV Expenses:						
Cost of Materials Consumed	1,319.67	1,520.85	1,441.37	4,024.43	4,841.72	5,984.70
Purchases of Stock-in-Trade	3,970.24	1,468.59	1,372.16	6,159.67	2,849.41	3,496.08
Changes in Inventories of Finished Goods, Work-in-progress and Stock-in-Trade	328.98	(293.84)	626.89	421.06	(338.10)	442.20
Employee Benefits Expense	2,897.40	3,259.28	3,122.89	9,268.54	9,422.96	12,068.68
Finance Costs	200.77	181.71	273.65	622.99	781.81	970.63
Depreciation and Amortisation Expense	236.85	235.13	248.31	696.49	725.68	948.95
Power and Fuel	791.77	971.09	977.70	2,562.35	3,134.37	3,806.11
Jobs on Contract	484.42	471.46	327.24	1,340.64	937.92	1,227.51
Other Expenses	1,613.61	1,993.00	1,357.87	5,467.91	4,504.69	6,057.95
Total Expenses (IV)	11,843.71	9,807.27	9,748.08	30,564.08	26,860.46	35,002.81
V Profit/ (Loss) Before Exceptional Item and Tax (III-IV)	540.67	2,427.15	(347.61)	2,260.56	675.07	(1,582.58)
Exceptional Item (Note - 4)	1,204.03	-	-	1,204.03	-	-
VI Profit / (Loss) before Tax	1,744.70	2,427.15	(347.61)	3,464.59	675.07	(1,582.58)
VII Tax Expenses						
- Current Tax	203.42	222.00	(57.00)	425.42	-	-
- Deferred Tax	18.52	(50.70)	4.02	(15.46)	25.40	70.43
VIII Profit/(Loss) for the period (VI-VII)	1,522.76	2,255.85	(294.63)	3,054.63	649.67	(1,653.01)
IX Other Comprehensive Income						
Items that will not be reclassified to profit and loss						
Remeasurement of the defined benefit plans	(52.98)	145.08	(11.52)	44.25	(72.69)	(201.56)
Income tax relating to these items	18.52	(50.70)	4.02	(15.46)	25.40	70.43
Other Comprehensive Income for the period (IX)	(34.46)	94.38	(7.50)	28.79	(47.29)	(131.13)
X Total Comprehensive Income for the period (VIII+IX)	1,488.30	2,350.23	(302.13)	3,083.42	602.38	(1,784.14)
XI Paid-up Equity Share Capital (Face Value of Rs 10 each)	2,134.23	2,134.23	2,134.23	2,134.23	2,134.23	2,134.23
XII Other Equity						23,100.17
XIII Earnings per equity share						
Basic & Diluted (not annualised)	7.13	10.57	(1.38)	14.31	3.04	(7.75)

MSB
RA



GILLANDERS ARBUTHNOT AND COMPANY LIMITED

CIN : L51909WB1935PLC008194

UNAUDITED STANDALONE SEGMENT WISE REVENUE, RESULTS, ASSETS & LIABILITIES

(Rs. In Lakhs)

Particulars	Quarter Ended			Nine Months Ended		Year Ended
	31-Dec-24	30-Sep-24	31-Dec-23	31-Dec-24	31-Dec-23	31-Mar-24
	(Unaudited)	(Unaudited)	(Unaudited)	(Unaudited)	(Unaudited)	(Audited)
1 Segment Revenue (Sales/Income from Operations)						
a) Tea	5,429.20	6,370.07	5,981.32	15,311.34	15,599.47	17,968.37
b) Engineering (MICCO)	4,380.89	2,343.22	770.60	8,286.54	2,485.64	3,675.88
c) Textiles	2,345.17	3,089.87	2,417.94	8,228.88	8,413.09	10,379.89
d) Property	215.94	300.38	264.11	798.42	790.48	1,070.54
Total	12,371.20	12,103.54	9,433.97	32,625.18	27,288.68	33,094.68
Less: Inter Segment Revenue	12.98	12.98	12.98	38.94	38.94	51.92
Sales/Income from Operations	12,358.22	12,090.56	9,420.99	32,586.24	27,249.74	33,042.76
2 Segment Result [Profit/(Loss) before tax and interest from each segment]						
a) Tea	264.51	2,124.63	(14.06)	2,125.28	1,280.74	(889.00)
b) Engineering (MICCO)	295.85	140.07	5.77	530.13	140.49	258.94
c) Textiles	(2.96)	80.44	(238.51)	(283.35)	(433.85)	(629.91)
d) Property	120.30	232.87	187.19	421.47	546.95	721.40
Total	677.70	2,578.01	(59.61)	2,793.53	1,534.33	(538.57)
Less: i) Finance Cost	200.77	181.71	273.65	622.99	781.81	970.63
ii) Other Un-allocable Expenditure net off Un-allocable Income	(63.74)	(30.85)	14.35	(90.02)	77.45	73.38
iii) Exceptional Item	(1,204.03)	-	-	(1,204.03)	-	-
Total Profit/(Loss) before Tax	1,744.70	2,427.15	(347.61)	3,464.59	675.07	(1,582.58)
3 Segment Assets						
a) Tea	12,764.39	12,719.45	13,185.59	12,764.39	13,185.59	11,075.64
b) Engineering (MICCO)	10,493.68	9,691.14	9,002.11	10,493.68	9,002.11	8,878.47
c) Textiles	10,142.87	10,333.57	11,359.57	10,142.87	11,359.57	11,486.02
d) Property	7,962.64	7,977.97	7,957.30	7,962.64	7,957.30	7,952.58
e) Unallocated	5,846.54	5,954.06	6,009.71	5,846.54	6,009.71	5,646.26
Total Segment Assets	47,210.12	46,676.19	47,514.28	47,210.12	47,514.28	45,038.97
4 Segment Liabilities						
a) Tea	3,680.94	4,587.97	4,862.81	3,680.94	4,862.81	4,674.14
b) Engineering (MICCO)	4,555.22	4,482.03	2,543.97	4,555.22	2,543.97	2,937.70
c) Textiles	2,883.78	3,277.73	2,706.79	2,883.78	2,706.79	3,109.22
d) Property	387.75	539.82	555.75	387.75	555.75	568.52
e) Unallocated	7,384.61	6,959.12	9,224.04	7,384.61	9,224.04	8,514.99
Total Segment Liabilities	18,892.30	19,846.67	19,893.36	18,892.30	19,893.36	19,804.57

MS
RA




GILLANDERS ARBUTHNOT AND COMPANY LIMITED
CIN : LS1909WB1935PLC008194

NOTES:

- 1 The above Unaudited Standalone Financial Results were reviewed by the Audit Committee, and subsequently approved by the Board of Directors at their respective meetings held on 7th February, 2025. The results for the quarter and nine months ended 31st December, 2024, has been subjected to Limited review by the Statutory Auditors.
- 2 Pursuant to the approval from the Board of Directors of the Company, during the quarter ended 30th September 2024, the company has invested USD 8,00,000 by subscribing to 8,88,889 fully paid Ordinary Shares of USD 0.90 per share of Gillanders Holdings (Mauritius) Limited, Mauritius a wholly owned foreign subsidiary of the company.
- 3 Tea Industry being seasonal in nature, results of the company for the part of the year (which includes results of Tea Division) should not be taken as indicative of results for the full year.
- 4 The Company used to account for gratuity liability for its employees employed at Tea estates in Assam in the books of accounts based on actuarial valuation. From the current year, the Company has opted for "Assam Gratuity Fund Scheme" notified under The Assam Gratuity Act, 1992 for the said employees and contribution is now payable towards past liabilities / yearly contribution at the rates specified in the above mentioned scheme. The Company has received orders from Assam Tea Employees Provident Fund Organisation for the assessment of gratuity liability till March' 2024 in respect of two gardens and for the remaining four gardens the same is under process. The difference of Rs 1204.03 lakhs between the liabilities earlier provided based on the actuarial valuation till 31st March 2024 and contribution payable as stated above has been written back in the books of accounts during the quarter ended December 24 which is disclosed as Exceptional Item.

By order of the Board
For Gillanders Arbuthnot and Company Limited



Mahesh Sodhani
(Managing Director & CEO)
DIN: 02100322

Place: Kolkata
Date: 7th February 2025

MS
AA



J K V S & CO

Chartered Accountants

5-A, Nandalal Jew Road, Kolkata-700026 (India)

Phone : +91 33 2476 5068 • E-mail : kolkata@jkvs.in

Independent Auditor's Review Report on unaudited consolidated financial results for the quarter and nine months ended 31st December' 2024 of Gillanders Arbuthnot and Company Limited pursuant to Regulation 33 of SEBI (Listing Obligation and Disclosure Requirements) Regulations, 2015, as amended

To,

The Board of Directors

Gillanders Arbuthnot and Company Limited

1. We have reviewed the accompanying statement of unaudited consolidated financial results of Gillanders Arbuthnot and Company Limited ('the Holding Company') and its subsidiaries (the Holding Company and its subsidiaries together referred to as the "Group"), and total comprehensive income for the quarter and nine months ended December 31, 2024 ("the Statement"), attached herewith, being submitted by the Holding Company pursuant to the requirement of Regulation 33 of SEBI (Listing Obligations and Disclosure Requirements) Regulations, 2015 as amended ("the Regulation").
2. This statement, which is the responsibility of the Holding Company's Management and approved by the Holding Company's Board of Directors, has been prepared in accordance with the recognition and measurement principles laid down in the Indian Accounting Standard 34 "Interim Financial Reporting" ("Ind AS 34"), prescribed under Section 133 of the Companies Act, 2013 and other accounting principles generally accepted in India. Our responsibility is to issue a report on these financial results based on our review.
3. We conducted our review of the statement in accordance with the Standard on Review Engagement (SRE) 2410 "Review of Interim Financial Information Performed by the Independent Auditor of the Entity," issued by the Institute of Chartered Accountants of India. A review of interim financial information consists of making inquiries, primarily of persons responsible for financial and accounting matters, and applying analytical and other review procedures. A review is substantially less in scope than an audit conducted in accordance with the standards on auditing and consequently does not enable us to obtain assurance that we would be aware of all significant matters that might be identified in an audit. Accordingly, we do not express an audit opinion.

We also performed procedures in accordance with the circular issued by the SEBI under Regulation 33 (8) of the SEBI (Listing Obligations and Disclosure Requirements) Regulations, 2015, as amended, to the extent applicable.



4. The statement includes the results of the following entities:

Name of the Entities	Relationship
Gillanders Arbuthnot and Company Limited	Holding Company
Gillanders Holdings (Mauritius) Limited	Subsidiary
Naming'omba Tea Estates Limited	Step-Down Subsidiary


5. Based on our review conducted and procedure performed as stated in paragraph 3 above and based on the consideration of the review reports of the other auditors of Holding Company's Engineering (MICCO) division referred to in paragraph 6 below, nothing has come to our attention that causes us to believe that the accompanying statement prepared in accordance with the applicable Indian Accounting Standards as prescribed under Section 133 of the Companies Act, 2013, read with relevant rules issued there under and other recognized accounting principles generally accepted in India, has not disclosed the information required to be disclosed in terms of Regulation 33 of the SEBI (Listing Obligations and Disclosure Requirements) Regulations, 2015, as amended ('the Regulation'), including the manner in which it is to be disclosed, or that it contains any material misstatement.

6. **Other Matters**

We did not review the financial results of Holding Company's Engineering (MICCO) division included in the unaudited consolidated financial results of the Holding Company, whose financial results reflects total assets of Rs. 10,575.96 Lakhs as at December 31, 2024, total revenues of Rs. 4,422.24 Lakhs and 8,363.50 Lakhs, total net Profit of Rs. 262.23 Lakhs and Rs. 439.81 Lakhs, total comprehensive income of Rs. 261.72 Lakhs and Rs. 449.97 Lakhs for the quarter and nine months ended on December 31, 2024, and net cash outflow of Rs. 0.88 Lakhs for the nine months ended on December 31, 2024, whose financial results have been reviewed by the other auditor and whose reports have been furnished to us by the Management, and our conclusion in so far as it relates to the affairs of such division is based solely on the report of the other auditors.

Our conclusion on the statement is not modified in respect of the matter.

For J K V S & Co.
Chartered Accountants
Firm Registration No. 318086E



(Ajay Kumar)
Partner

Membership No. 068756
UDIN: 25068756BMNQRS4383



Place: Kolkata

Date: 07th Day of February, 2025

o/c

GILLANDERS ARBUTHNOT AND COMPANY LIMITED
CIN : L51909WB1935PLC008194

Registered office : C-4 Gillander House, Netaji Subhas Road, Kolkata - 700001, Phone : (033) 2230 2331 (6 Lines), Fax : (033) 2230 4185

E-mail : gillanders@gillandersarbuthnot.com, Website : www.gillandersarbuthnot.com

STATEMENT OF UNAUDITED CONSOLIDATED FINANCIAL RESULTS FOR THE QUARTER AND NINE MONTHS ENDED 31ST DECEMBER 2024

(Rs in Lakhs)

Particulars	Quarter Ended			Nine Months Ended		Year Ended
	31-Dec-24 (Unaudited)	30-Sep-24 (Unaudited)	31-Dec-23 (Unaudited)	31-Dec-24 (Unaudited)	31-Dec-23 (Unaudited)	31-Mar-24 (Audited)
I Revenue from Operations	12,763.89	12,674.81	10,142.93	33,924.11	29,452.99	36,328.30
II Other Income	119.35	353.07	824.63	646.68	1,469.94	1,363.29
III Total Income (I+II)	12,883.24	13,027.88	10,967.56	34,570.79	30,922.93	37,691.59
IV Expenses:						
Cost of Materials Consumed	1,319.67	1,520.85	1,441.37	4,024.43	4,841.72	5,984.70
Purchases of Stock-in-Trade	3,970.24	1,468.59	1,372.16	6,159.67	2,849.41	3,496.08
Changes in Inventories of Finished Goods, Work-in-progress and Stock-in-Trade	289.48	(5.26)	1,203.64	618.45	991.71	1,392.37
Employee Benefits Expense	3,007.61	3,491.61	3,301.97	9,953.61	10,153.64	13,216.80
Finance Costs	294.77	284.57	393.68	925.06	1,142.14	1,427.79
Depreciation and Amortisation Expense	280.34	277.96	285.81	825.76	904.07	1,176.10
Power and Fuel	828.89	1,002.17	995.46	2,682.84	3,262.68	4,031.49
Jobs on Contract	484.42	471.46	327.24	1,340.64	937.92	1,227.51
Other Expenses	2,086.91	2,197.16	3,934.12	6,366.15	8,211.09	10,341.08
Total Expenses (IV)	12,562.33	10,709.11	13,255.45	32,896.61	33,294.38	42,293.92
V Profit/ (Loss) Before Exceptional Item and Tax (III-IV)	320.91	2,318.77	(2,287.89)	1,674.18	(2,371.45)	(4,602.33)
Exceptional Item (Note - 5)	1,204.03	-	-	1,204.03	-	-
VI Profit / (Loss) before Tax	1,524.94	2,318.77	(2,287.89)	2,878.21	(2,371.45)	(4,602.33)
VII Tax Expenses						
- Current Tax	203.42	222.00	(57.00)	425.42	-	-
- Deferred Tax	18.52	(50.70)	4.02	(15.46)	25.40	259.87
VIII Profit /(Loss) for the period (VI-VII)	1,303.00	2,147.47	(2,234.91)	2,468.25	(2,396.85)	(4,862.20)
IX Other Comprehensive Income						
Items that will not be reclassified to profit and loss						
Remeasurement of the defined benefit plans	(52.98)	145.08	(11.52)	44.25	(72.69)	(201.56)
Income tax relating to these items	18.52	(50.70)	4.02	(15.46)	25.40	70.43
Items that will be reclassified subsequently to profit or loss						
Foreign Currency Translation Reserve	20.18	1.99	(717.48)	21.91	(813.29)	(939.91)
Income tax relating to these items	-	-	-	-	-	-
Other Comprehensive Income for the period (IX)	(14.28)	96.37	(724.98)	50.70	(860.58)	(1,071.04)
X Total Comprehensive Income for the period attributable to the owner of the Parent Company (VIII+IX)	1,288.72	2,243.84	(2,959.89)	2,518.95	(3,257.43)	(5,933.24)
XI Paid-up Equity Share Capital (Face Value of Rs 10 each)	2,134.23	2,134.23	2,134.23	2,134.23	2,134.23	2,134.23
XII Other Equity						19,611.07
XIII Earnings per equity share						
Basic & Diluted (not annualised)	6.11	10.06	(10.47)	11.57	(11.23)	(22.78)

M/S
KA



GILLANDERS ARBUTHNOT AND COMPANY LIMITED

CIN : L51909WB1935PLC008194

UNAUDITED CONSOLIDATED SEGMENT WISE REVENUE, RESULTS, ASSETS & LIABILITIES

(Rs. in Lakhs)

Particulars	Quarter Ended			Nine Months Ended		Year Ended
	31-Dec-24	30-Sep-24	31-Dec-23	31-Dec-24	31-Dec-23	31-Mar-24
	(Unaudited)	(Unaudited)	(Unaudited)	(Unaudited)	(Unaudited)	(Audited)
1 Segment Revenue (Sales/Income from Operations)						
a) Tea	5,834.87	6,954.32	6,703.26	16,649.21	17,802.72	21,253.91
b) Engineering (MICCO)	4,380.89	2,343.22	770.60	8,286.54	2,485.64	3,675.88
c) Textiles	2,345.17	3,089.87	2,417.94	8,228.88	8,413.09	10,379.89
d) Property	215.94	300.38	264.11	798.42	790.48	1,070.54
Total	12,776.87	12,687.79	10,155.91	33,963.05	29,491.93	36,380.22
Less: Inter Segment Revenue	12.98	12.98	12.98	38.94	38.94	51.92
Sales/Income from Operations	12,763.89	12,674.81	10,142.93	33,924.11	29,452.99	36,328.30
2 Segment Result [Profit/(Loss) before tax and interest from each segment]						
a) Tea	138.75	2,119.11	(1,834.31)	1,840.97	(1,405.45)	(3,451.59)
b) Engineering (MICCO)	295.85	140.07	5.77	530.13	140.49	258.94
c) Textiles	(2.96)	80.44	(238.51)	(283.35)	(433.85)	(629.91)
d) Property	120.30	232.87	187.19	421.47	546.95	721.40
Total	551.94	2,572.49	(1,879.86)	2,509.22	(1,151.86)	(3,101.16)
Less: i) Finance Cost	294.77	284.57	393.68	925.06	1,142.14	1,427.79
ii) Other Un-allocable Expenditure net off Un-allocable Income	(63.74)	(30.85)	14.35	(90.02)	77.45	73.38
iii) Exceptional Item	(1,204.03)	-	-	(1,204.03)	-	-
Total Profit/(Loss) before Tax	1,524.94	2,318.77	(2,287.89)	2,878.21	(2,371.45)	(4,602.33)
3 Segment Assets						
a) Tea	19,562.24	19,975.42	20,009.60	19,562.24	20,009.60	18,303.79
b) Engineering (MICCO)	10,493.68	9,691.14	9,002.11	10,493.68	9,002.11	8,878.47
c) Textiles	10,142.87	10,333.57	11,359.57	10,142.87	11,359.57	11,486.02
d) Property	7,962.64	7,977.97	7,957.30	7,962.64	7,957.30	7,952.58
e) Unallocated	540.85	702.50	1,809.68	540.85	1,809.68	1,067.32
Total Segment Assets	48,702.28	48,680.60	50,138.26	48,702.28	50,138.26	47,688.18
4 Segment Liabilities						
a) Tea	4,268.65	5,323.63	5,509.48	4,268.65	5,509.48	5,462.98
b) Engineering (MICCO)	4,555.22	4,482.03	2,543.97	4,555.22	2,543.97	2,937.70
c) Textiles	2,883.78	3,277.73	2,706.79	2,883.78	2,706.79	3,109.22
d) Property	387.75	539.82	555.75	387.75	555.75	568.52
e) Unallocated	12,342.63	12,081.86	14,401.16	12,342.63	14,401.16	13,864.46
Total Segment Liabilities	24,438.03	25,705.07	25,717.15	24,438.03	25,717.15	25,942.88

MS
RA

