



GRAPHITE INDIA LIMITED

REGD. & H.O. : 31, CHOWRINGHEE ROAD, KOLKATA - 700 016, W.B., INDIA
PHONE : 91 33 4002 9600, 2226 5755 / 4942 / 4943 / 5547 / 2334, 2217 1145 / 1146
FAX : 91 33 2249 6420, E-mail : gilro@graphiteindia.com
WEBSITE : www.graphiteindia.com, CIN : L10101WB1974PLC094602

GIL: SEC/SM/26-27/17

29 May, 2026

BSE Limited
The Corporate
Relationship Department
1st Floor, New Trading Ring,
Rotunda Bldg., P.J.Towers,
Dalal Street,
Mumbai 400 001.

Scrip Code – 509488

The Manager
Listing Department
National Stock Exchange
Exchange Plaza, 5th Floor,
Plot No-C/1, G Block,
Bandra-Kurla Complex,
Bandra (E)
Mumbai 400 051
Symbol – GRAPHITE

Sub: Newspaper Advertisement – Audited Financial Results for the quarter and year ended 31 March, 2026

Sir/Madam,

Pursuant to Regulation 30 and 47 of the SEBI (Listing Obligations and Disclosure Requirements) Regulations, 2015, please find enclosed herewith copy of newspaper publication of the Audited Financial Results of the Company for the quarter and year ended March 31, 2026 published by the Company in Business Standard in English and Aajkal in Bengali newspapers.

We request you to take the above in your records.


Thanking you,

Yours faithfully,
For Graphite India Limited

S. Marda
Company Secretary
ACS 14360
Encl: as above

ESAB INDIA LIMITED

CIN No. L29299TN1987PLC058738
 Regd Office: Plot No. 13, 3rd Main Road, Industrial Estate, Ambattur, Chennai - 600 058
 Telephone No. 044-42281100 email id : investor.relations@esab.co.in



Extract of Statement of Financial Results for the quarter and year ended March 31, 2026

Sl No	Particulars	₹ in Lakhs (Except EPS)				
		Quarter ended March 31, 2026	Quarter ended December 31, 2025	Quarter ended March 31, 2025	Year ended March 31, 2026	Year ended March 31, 2025
		Unaudited	Unaudited	Unaudited	Audited	Audited
1	Total income from operations	39,749	37,990	36,977	1,51,418	1,38,125
2	Net Profit for the period (before Tax, Exceptional and / or Extraordinary items)	5,969	7,183	6,253	25,674	23,572
3	Net Profit for the period before Tax (after Exceptional and / or Extraordinary items)	5,969	5,818	6,253	27,400	23,572
4	Net Profit for the period after Tax (after Exceptional and / or Extraordinary items)	4,355	4,300	4,743	20,669	17,542
5	Total Comprehensive income for the period [Comprising Profit for the period (after tax) and Other Comprehensive Income (after tax)]	4,363	4,278	4,725	20,646	17,524
6	Equity Share Capital	1,539	1,539	1,539	1,539	1,539
7	Other Equity	-	-	-	41,399	34,586
8	Earning Per Share (of Rs 10/each) (for continuing and discontinued operations)					
	- Basic	28.30	27.94	30.82	134.30	113.98
	- Diluted	28.30	27.94	30.82	134.30	113.98

NOTE: The above is an extract of the detailed Statement of Financial Results for the quarter and year ended March 31, 2026 filed with the Stock Exchanges under Regulation 33 of the SEBI (Listing Obligations and Disclosure Requirements) Regulations, 2015. The same would be available on the Company's website www.esabindia.com and on the website of the Stock Exchanges - BSE Limited and National Stock Exchange of India Limited.

Chennai
May 27, 2026

"Shaping the world we imagine"
Visit our website : <http://www.esabindia.com>

For ESAB India Limited
Rohit Gambhir
Managing Director

ASIAN HOTELS (NORTH) LIMITED

(Owners of Hotel Hyatt Regency Delhi)
 CIN: L55101DL1980PLC011037
 Registered Office: Bhikaji Cama Place, M. G. Marg, New Delhi - 110066
 Phone: 011 66771225/1226; Fax: 011 26791033
 E-mail: investorrelations@ahnorth.com; Website: www.asianhotelsnorth.com



STATEMENT OF STANDALONE & CONSOLIDATED AUDITED FINANCIAL RESULTS FOR THE QUARTER AND YEAR ENDED MARCH 31, 2026

The Standalone & Consolidated Audited Financial Results of the Company for the quarter and year ended March 31, 2026 were reviewed by the Audit Committee and approved by the Board of Directors at their respective meetings held on May 28, 2026.

The Financial Results along with the Audit Reports are available on the Company's website: <https://www.asianhotelsnorth.com/quarterly-financial-reports.html> and on the Stock Exchange websites: www.bseindia.com and www.nseindia.com. The Financial Results can also be accessed by scanning the QR Code.

**By order of the Board of Directors of
Asian Hotels (North) Limited
Sd/-
Sharad Sharma
Chairman & Whole-time Director
DIN: 07752383**



**Place: New Delhi
Date : 28th May, 2026**

Note: The above information is in accordance with Regulation 33 read with Regulation 47(1) of SEBI (Listing Obligation and Disclosure Requirements) Regulations 2015.

RENAISSANCE GLOBAL LIMITED

CIN L36911MH1989PLC054498
 Regd Office : Plot Nos. 36A & 37, SEEPZ-SEZ, Andheri (East), Mumbai - 400 096.

STATEMENT OF AUDITED CONSOLIDATED FINANCIAL RESULTS FOR THE QUARTER / YEAR ENDED MARCH 31, 2026


(Except per Equity Share Data) (₹ in Lakhs)

Sr No.	Particulars	Quarter Ended			Year Ended	
		Mar 31, 2026	Dec 31, 2025	Mar 31, 2025	Mar 31, 2026	Mar 31, 2025
		Audited	Unaudited	Audited	Audited	Audited
1	Total Income from Operations (net)	77,261.12	96,528.69	51,698.28	282,168.60	208,907.19
2	Net Profit Before Tax after exceptional items	3,652.47	4,201.23	2,000.57	11,156.07	8,520.06
3	Net Profit After Tax after exceptional items	3,022.22	3,320.98	2,273.49	9,026.20	7,368.78
4	Total Comprehensive Income for the year [Comprising Profit/(Loss) for the year (after tax) and other Comprehensive Income (after tax)]	1,269.71	4,921.39	2,784.63	11,531.80	9,500.03
5	Equity Share Capital (Face Value of ₹ 2/- each)	2,146.51	2,146.51	2,144.61	2,146.51	2,144.61
6	Other Equity	-	-	-	148,724.16	136,957.65
7	Earning Per Share (Face value of ₹ 2/- each) (EPS for the quarter are not annualised) (Before and After Exceptional Item)					
	Basic	3.01	2.99	2.39	9.51	7.68
	Diluted	3.01	2.99	2.37	9.51	7.63

NOTES:

- The above unaudited financial Consolidated Results were reviewed by the Audit Committee and approved by the Board of Directors at their respective meetings held on May 28, 2026.
- The above is an extract of the detailed format of quarterly / yearly financial results filed with the stock exchanges under Regulation 33 of the SEBI (Listing Obligations and Disclosure Requirements) Regulations, 2015. The full format of the quarterly financials results are available on the websites of Stock Exchanges www.bseindia.com and www.nseindia.com and also on the Company's website www.renaissanceglobal.com.
- Key numbers of Standalone Results are as under:

Particulars	Quarter Ended			Year Ended	
	Mar 31, 2026	Dec 31, 2025	Mar 31, 2025	Mar 31, 2026	Mar 31, 2025
	Audited	Unaudited	Audited	Audited	Audited
Revenue	38,275.02	46,582.57	35,025.49	139,183.22	147,210.11
Net Profit Before Tax after exceptional items	1,070.76	1,322.18	(318.14)	1,858.06	3,438.06
Net Profit After Tax after exceptional items	768.54	961.23	(25.24)	1,260.27	2,692.07
Total Comprehensive income for the year after tax	(1,575.57)	936.47	380.00	(1,745.13)	2,288.10



For RENAISSANCE GLOBAL LIMITED

**DARSHIL A. SHAH
MANAGING DIRECTOR
DIN No. 08030313**

Place : Mumbai
Dated : May 28, 2026

SUNDARAM MUTUAL

Sundaram Finance Group

Notice - cum - Addendum to the Scheme Information Document / Key Information Memorandum / Statement of Additional Information of schemes of Sundaram Mutual Fund (Fund).

Investors are hereby informed that Sundaram Trustee Company Limited, the Trustee to Sundaram Mutual Fund has decided to introduce the following changes in the STP discontinuation process in all the Schemes of Sundaram Mutual Fund with effect from 03/06/2026.

Changes in the Discontinuation of STP Process for all frequencies.

Particulars	Existing	Proposed
Changes in the Discontinuation of STP Process for all frequencies	a) STP will stand terminated after the balance in the scheme becomes NIL.	a) When the balance in "transferor Scheme" is less than the specified STP amount then the said residual balance will be transferred to the "transferee scheme" subject to the transfer amount satisfying the minimum investment criteria in the transferee scheme.
	b) STP will be terminated if all units of the Scheme are under lock-in period or pledged or upon receipt of intimation of death of first/sole unit holder.	b) Further in case of nil balance in the "transferor Scheme", STP for that particular due date will not be processed. STP will cease to be active upon five consecutive unsuccessful transactions.
	c) Investors can also choose to cancel/terminate the STP by giving a notice of at least 7 Business Days in advance to the Official Points of Transactions and accordingly, termination of STP shall be effected on receipt of valid request.	c) STP will be terminated if all units from the Transferor Scheme are pledged or upon receipt of intimation of death of first/sole unit holder.
		d) Investors can also choose to terminate the STP by giving a written notice of at least 7 Business Days in advance to the Official Points of Transactions and accordingly, termination of STP shall be effected on receipt of valid request.

In view of the above, relevant changes will be carried out in the SID and KIM of all Schemes. All other terms and conditions of the Scheme Information Document(s) / Key Information Memorandum(s) / Statement of Additional Information will remain unchanged. This addendum forms an integral part of the Scheme Information Document (SID) / Key Information Memorandum (KIM) / Statement of Additional Information (SAI) of the schemes of Sundaram Mutual Fund as amended from time to time.

For Sundaram Asset Management Company Ltd
R Ajith Kumar
Company Secretary & Compliance Officer

Place: Chennai
Date: May 29, 2026.

For more information please contact:
Sundaram Asset Management Company Ltd
 (Investment Manager to Sundaram Mutual Fund)
 CIN: U93090TN1996PLC034615

Corporate Office: 1st & 2nd Floor, Sundaram Towers, 46, Whites Road, Royapettah, Chennai-14.
 Contact No. (India) 1860 425 7237, (NRI) +91 40 2345 2215
www.sundarammutual.com
Regd. Office: No. 21, Patulos Road, Chennai 600 002.

Mutual Fund Investments are subject to market risks, read all scheme related documents carefully.

Graphite India Limited

Regd. Office : 31, Chowringhee Road, Kolkata - 700 016
 Telephone No: 91 33 40029600; Fax No: 91 33 40029676
 Email Id: gilro@graphiteindia.com; Website: www.graphiteindia.com
 CIN: L10101WB1974PLC094602


Extract of Financial Results for the quarter and year ended 31st March, 2026

(₹ in Crores)

Sl. No.	Particulars	Standalone		Consolidated		
		Quarter ended 31st March, 2026	Year ended 31st March, 2026	Quarter ended 31st March, 2025	Quarter ended 31st March, 2026	Year ended 31st March, 2026
		(Audited)	(Audited)	(Audited)	(Audited)	(Audited)
1	Total Income from Operations	851	2,979	699	855	3,026
2	Net Profit/(Loss) for the period/year (before tax, Exceptional and/or Extraordinary items)	(103)	354	81	(141)	255
3	Net Profit/(Loss) for the period/year before tax (after Exceptional and/or Extraordinary items)	(87)	343	81	(125)	244
4	Net Profit/(Loss) for the period/year after tax (after Exceptional and/or Extraordinary items)	(73)	264	62	(105)	171
5	Total Comprehensive Income for the period/year [Comprising Profit/(Loss) for the period/year (after tax) and Other Comprehensive Income (after tax)]	(69)	267	62	(96)	204
6	Equity Share Capital	39	39	39	39	39
7	Other Equity	-	5,595	-	-	5,820
8	Earnings/(Loss) Per Share (EPS) (of ₹ 2/- each)					
	- Basic EPS (₹)	(3.71)	13.54	3.18	(5.31)	8.97
	- Diluted EPS (₹)	(3.71)	13.54	3.18	(5.31)	8.97

Notes:

- The above is an extract of the detailed format of Quarterly Financial Results filed with the Stock Exchanges under Regulation 33 of the SEBI (Listing Obligations and Disclosure Requirements) Regulations, 2015 as modified by circular No. CIR/CFD/FAC/62/2016 dated 5th July, 2016. The full format of the Quarterly Financial Results are available on the Stock Exchange websites (www.nseindia.com/ www.bseindia.com) and on the Company's website (www.graphiteindia.com).
- The Board of Directors have recommended dividend @ ₹ 7/- per equity share (Face value ₹ 2/- each) for the year ended 31st March, 2026 on 19,53,75,594 equity shares which is subject to shareholders' approval.



By Order of the Board
For Graphite India Limited
K. K. Bangur
Chairman
DIN: 00029427

Date : 28th May, 2026

VRAJ IRON AND STEEL LIMITED

CIN: L27101CT2004PLC016701
 Registered Office: First Floor, Plot No 63 & 66, Ph No 113, Mother Teresa Ward No. 43, Jalvihar Colony, Raipur (C.G.), 492001
 Email: info@vrajtmt.in, Tel. No.: 0771-4059002, Website: www.vrajtmt.in

EXTRACT OF CONSOLIDATED AUDITED FINANCIAL RESULTS FOR THE QUARTER & YEAR ENDED MARCH 31, 2026

(Rs. in Millions)

Particulars	CONSOLIDATED				
	Quarter Ended		Year Ended		
	March 31, 2026	December 31, 2025	March 31, 2025	March 31, 2026	March 31, 2025
	(Audited)	(Unaudited)	(Audited)	(Audited)	(Audited)
Total Income from operations	1726.61	1486.25	1540.77	5966.01	4788.60
Net Profit / (Loss) for the period (Before Tax, Exceptional and/or Extraordinary items)	211.21	13.50	135.52	428.88	588.20
Net Profit / (Loss) for the period before tax (After Exceptional and/or Extraordinary Items)	211.21	13.50	135.52	428.88	588.20
Net Profit / (Loss) for the period after tax (After Exceptional and/or Extraordinary Items)	155.68	10.97	100.14	320.05	440.87
Total Comprehensive Income for the period [Comprising Profit / (Loss) for the period (after tax) and Other Comprehensive Income (after tax)]	157.03	10.97	102.09	328.65	456.43
Equity Share Capital	329.83	329.83	329.83	329.83	329.83
Other Equity (as shown in the audited Balance Sheet)				3968.12	3639.47
Earnings Per Share					
- Basic (Rs. per share) (not annualised) (Face value per equity share of Rs. 10/- each)	4.72	0.33	3.24	9.70	14.28
- Diluted (Rs. per share) (not annualised) (Face value per equity share of Rs. 10/- each)	4.72	0.33	3.24	9.70	14.28


The additional information on Standalone Financial Results is as below:

(Rs. in Millions)

Particulars	STANDALONE				
	Quarter Ended		Year Ended		
	March 31, 2026	December 31, 2025	March 31, 2025	March 31, 2026	March 31, 2025
	(Audited)	(Unaudited)	(Audited)	(Audited)	(Audited)
Total Income from Operations	1726.61	1486.25	1540.77	5966.01	4788.60
Net Profit / (Loss) for the period before tax (After Exceptional and/or Extraordinary Items)	195.76	12.50	134.37	404.10	565.65
Net Profit / (Loss) for the period after tax (After Exceptional and/or Extraordinary Items)	140.23	9.97	98.98	295.27	418.31
Total Comprehensive Income for the period [Comprising Profit / (Loss) for the period (after tax) and Other Comprehensive Income (after tax)]	141.34	9.97	100.97	303.64	433.91

Notes:

- The financial results of the company for the quarter and year ended 31st March, 2026 have been reviewed by the Audit Committee and approved by the Board of Directors at their respective meeting held on 28th May, 2026. The Statutory Auditors have carried out an audit of the above financial results for the year ended March 31, 2026.
- The above is an extract of detailed format of the Consolidated and Standalone Financial Results for the quarter and year ended March 31, 2026 filed with Stock Exchanges under Regulation 33 of the SEBI (Listing and Other Disclosure Requirements) Regulations, 2015. The full format of Financial Results for the quarter and year ended March 31, 2026 is available on the website of the Stock Exchanges www.nseindia.com and www.bseindia.com and on Company's website www.vrajtmt.in.



For VRAJ IRON AND STEEL LIMITED
Sd/-
Vijay Anand Jhanwar
Chairman & Managing Director

Place: Raipur
Date: May 28, 2026