



GLOBE INTERNATIONAL CARRIERS LTD.

Formerly known as Globe International Carriers Pvt. Ltd.

**Regd. Office:** 301-306, Prakash Deep Complex, Near  
Mayank Trade Centre, Station Road, Jaipur- 302006

Tel: 0141- 2361794, 2368794, 4083700 (10 lines)

Email: [info@gicl.co](mailto:info@gicl.co) | Website: [www.gicl.co](http://www.gicl.co)

**Date: 26/06/2026**

**To,  
The Manager,  
Listing Department,  
The National Stock Exchange of India Limited,  
Exchange Plaza, 5th Floor, Plot No. C/1  
G-Block Bandra Kurla Complex, Bandra (E)  
Mumbai 400051  
Maharashtra, India**

Symbol – GICL

ISIN- INE947T01022

**Subject: Investor Presentation for the period March 31, 2026.**

Dear Sir/Madam,

Pursuant to Regulation 30 of the Securities and Exchange Board of India (Listing Obligations and Disclosure Requirements) Regulations, 2015, please find enclosed herewith the investor presentation, which is also uploaded on our website.

Kindly take the aforesaid information on record.

Thank you.

Yours sincerely,

**For, Globe International Carriers Limited**

Annu Sharma Khandelwal  
Company Secretary and Compliance Officer

**BRANCHES: PAN INDIA  
NATIONAL STOCK EXCHANGE (SME) LISTED ENTITY)**

India's Leading ISO 9001:2015 Certified Logistics Company



Globe

# Globe International Carriers Ltd

*Fast • Secure • Reliable • Logistics Services*

INVESTOR PRESENTATION

Q4 & FY 2026

NSE: GICL | BSE: 538385 | CIN: L60232RJ2010PLC031380

[www.gicl.co](http://www.gicl.co)



# The Presentation

Strategic roadmap and financial review

## 01

### Corporate Profile

History, legacy, values, and credentials

Slides 4–7

## 02

### Operational Capabilities

Asset-light model, services, and digital

Slides 8–15

## 03

### Subsidiaries

Hospitality & green energy business models

Slides 16–21

## 04

### Financials

Q4 & FY26 statements and snapshots

Slides 22–25

## 05

### Governance & ESG

Board, ESG, awards, and roadmap

Slides 26–33

# GICL: Business Overview & Capabilities

Consolidated logistics flow, conglomerate subsidiaries, tech stack, and scale

## — INTEGRATED SUPPLY CHAIN FLOW



**Freight**

2500+ active fleet



**Hubs**

25+ branches



**Customs**

Nepal & Bangladesh Corridor



**Dedicated**

Contract lanes



**WH & Dist.**

Aggregator hubs

## — CONGLOMERATE SUBSIDIARY OPERATIONS



**Solar EPC**

Intraglobe Green solar setups



**Real Estate**

Govind Kripa residential



**Hospitality**


56-room hotel lease

## — TECHNOLOGY & DIGITAL CAPABILITIES



**GPS Fleet**

Real-time track



**ERP Portal**

Automated bills



**AI Chatbot**

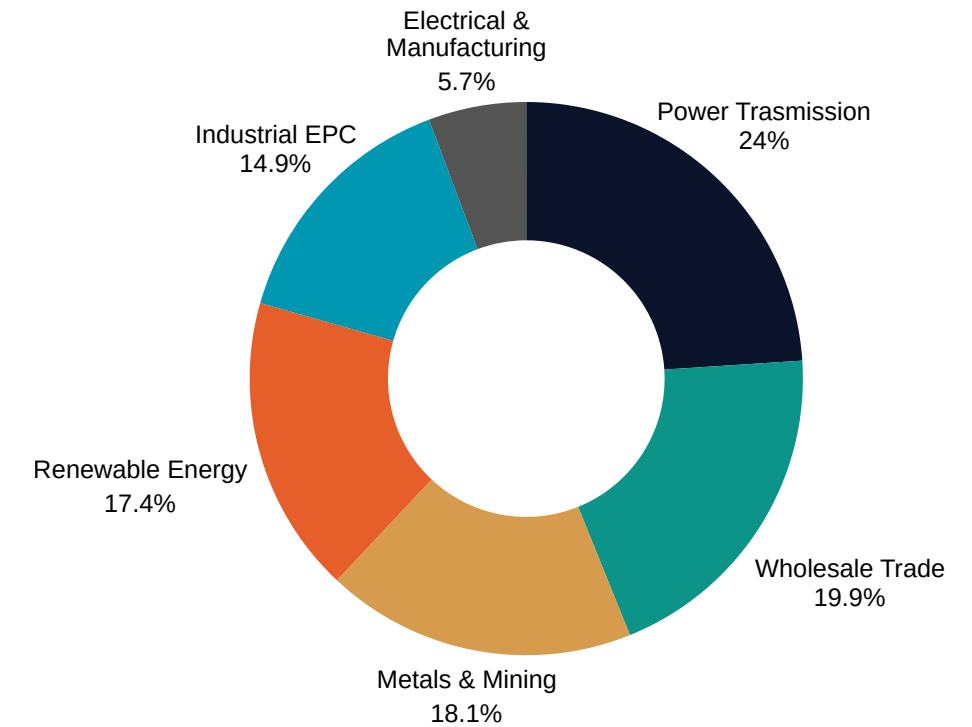
Instant updates



**Automation**

Clearances

## CLIENT SECTOR DIVERSITY (TOP 10)



## OPERATIONAL SCALE

**250+**

Trained logistics professionals ensure seamless execution.

**24/7**

Continuous, tech-monitored freight movement.

• SECTION ONE

# Corporate Profile

Foundations, corporate history, core values, and alliances

**60+**

Years of Legacy

**25+**

PAN India Branches

**NSE**

Main Board Listed

01

# GICL at a Glance

Scale, infrastructure, and conglomerate reach

## ABOUT GICL

### Aggregator Model

Operating over 25 branches in India, delivering end-to-end supply chain, clearing, and warehousing solutions.

### Subsidiaries

Govind Kripa Infratech Private Ltd. (Hospitality) and Intraglobe Green Energy Private Ltd. (Solar EPC & Transport).

### NSE Migration

In February 2026, GICL migrated to the NSE Main Board — a major governance milestone.

60+

Years of Heritage

2,500+

Aggregated Fleet(Monthly)

25+

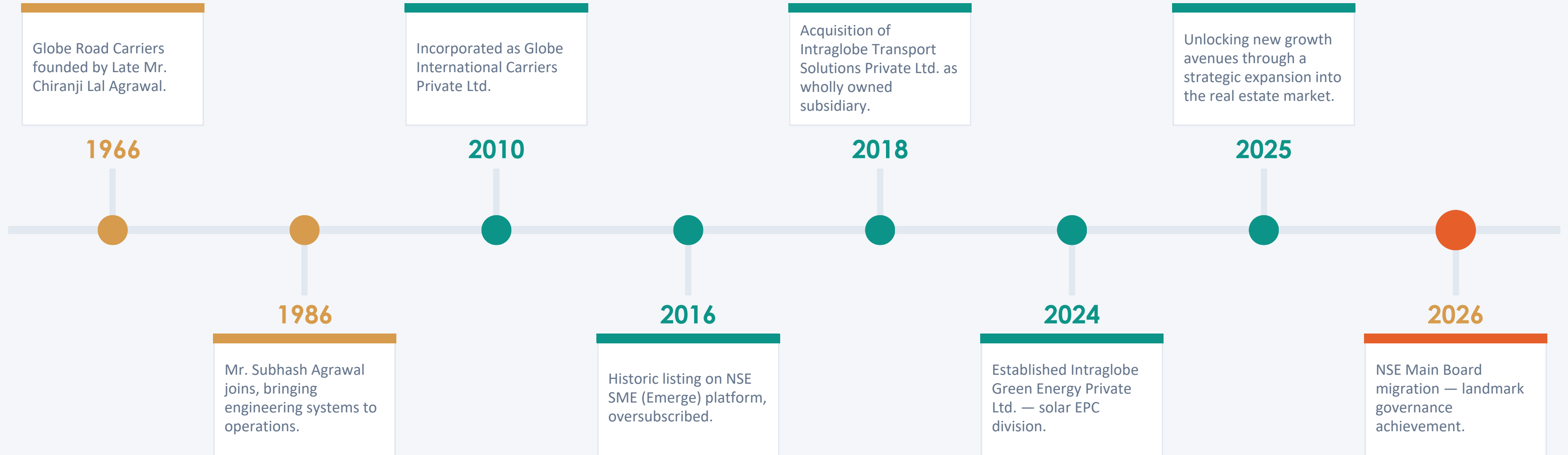
PAN India Branches

200+

Global B2B Clients

# The Journey of GICL

Key milestones across six decades of operational heritage



● Heritage Phase (1966–1986)

● Corporate / Listed Phase (2010–2026)

# Core Philosophy & Credentials

Mission-driven values and verified operational certifications



## Our Vision

TECH-DRIVEN CONGLOMERATE

To be India's most trusted, tech-driven logistics conglomerate, delivering innovative and reliable freight management solutions.



## Our Mission

ZERO CARGO DAMAGE

To manage the complexities of the industrial supply chain with absolute efficiency, ensuring zero cargo damage and seamless delivery.



## Core Values

INTEGRITY & INNOVATION

Absolute integrity, customer-first focus, and digital innovation to optimize cargo flows and build long-term trust.



## IBA Approved

BANKING & TRADE FINANCE

Approved by the Indian Banks' Association, allowing clients to utilize our Lorry Receipts for smooth banking and trade finance.



## ISO 9001:2015

QUALITY CONTROL & AUDITS

Certified quality management systems ensuring strict driver verification, transit checks, and on-time audits across corridors.



## NSIC-CRISIL SE-2B

FINANCIAL STABILITY

Assessed and rated at SE-2B, validating high-performance execution capability and financial stability for long-term contracts.

• SECTION TWO

# Operational Capabilities

Asset-light aggregator models, digital platforms, and corridor density

**2,500+**

Aggregated Fleet

**6**

Service Verticals




**₹21L Cr**

Market TAM



02

# Indian Logistics: Sector Size & Growth Drivers

Macro-economic opportunities fueling the growth of India's logistics sector

 <h2>280 GW</h2> <h3>Solar Power Expansion</h3> <p>India's solar capacity is projected to reach 280 GW by 2030, driving demand for modules, inverters, and balance of system logistics.</p> <p><b>Massive scale. Long-term demand. Strong logistics tailwind.</b></p>	 <h2>₹9L Cr</h2> <h3>Power Grid Capex</h3> <p>Government investment of ₹9 lakh crore (FY24–32) in transmission, distribution, and grid modernization creating significant opportunities in project logistics, heavy cargo transport, and infrastructure support.</p> <p><b>Large-scale capex. Multi-year visibility. Logistics at the core.</b></p>	 <h2>300 MT</h2> <h3>National Steel Goal</h3> <p>Targeting 300 million tonnes of steel capacity by 2030 to support infrastructure, manufacturing, and exports.</p> <p><b>Volume scale. Long-term logistics demand. Reliable zinc (or nearby) COA in a secure network.</b></p>
--	--	--

## MACRO REGULATORY & POLICY DRIVERS

 <h3>PM GatiShakti National Master Plan</h3> <p>Integrated planning of infrastructure, connectivity, and logistics networks across ministries. Focused on cost optimization and seamless multimodal transport.</p> <p><b>Enabler for efficiency, lower costs, faster movement, and higher growth for the logistics sector.</b></p>	 <h3>National Logistics Policy (NLP) &amp; ULIP</h3> <p>NLP to reduce logistics cost from ~14–16% to ~8% of GDP; single window system under ULIP streamlining approvals, digitization, and ease of doing business.</p> <p><b>Driving a competitive, technology-enabled and future-ready logistics ecosystem.</b></p>
---	---

Source: Ministry of New & Renewable Energy, MNRE, National Steel Policy, Central Electricity Authority, PIB, MoRTH

# Our Service Capabilities

Comprehensive logistics, cargo transport, and supply chain management

	Core Transport		Value-Added Solutions		Global & Integrated	
<p>Overview</p> <hr/> <p>Scale and Leadership</p>	<p><b>Full Truck Load (FTL)</b></p> <p>End-to-End Service</p> <hr/> <p>Dedicated point-to-point transportation of industrial and bulk goods tailored per consignment.</p>	<p><b>Less Than Truck Load (LTL)</b></p> <p>Consolidated Cargo</p> <hr/> <p>Consolidated cargo movement, helping corporate clients optimize space and manage consignments.</p>	<p><b>Warehousing &amp; 3PL</b></p> <p>Secure Distribution</p> <hr/> <p>Secure distribution centers, inventory tracking, and warehouse management systems.</p>	<p><b>Specialized Vehicle</b></p> <p>Auto Carriers</p> <hr/> <p>Safe delivery of two/three/four-wheeler vehicles utilizing specialized auto carriers.</p>	<p><b>Clearing &amp; Forwarding</b></p> <p>Port Customs Clearance</p> <hr/> <p>Port customs clearance and inland forwarding.</p>	<p><b>Cross-Border Ops</b></p> <p>Nepal &amp; Port Corridors</p> <hr/> <p>Regulated transit cargo lanes across into Nepal &amp; Bangladesh.</p>
	3,000+ Active Fleet	Consolidated Cargo	Secure Distribution	Auto Carriers	Port Customs Clearance	Nepal & Port Corridors

# The Asset-Light Aggregator Engine

Intelligent digital coordination of a decentralized logistics ecosystem

## BUSINESS MODEL VALUE PROPOSITION

### Pure Aggregation Basis

GICL acts as the digital bridge connecting corporate client demand with third-party supply — no capital tied in depreciating vehicles.

### Scale Advantage

We dynamically deploy over 30,000 vehicles annually through our pre-vetted vendor network, ensuring capacity scaling on demand.

### Margin Protection

Minimal fixed costs allow instant scale-down during slowdowns, protecting operational margins from volatile cycles.

## AGGREGATION FLOW

### INDUSTRIAL CLIENTS (BLUE CHIP)

Bulk Cargo & Freight Contract Demand

Freight orders →

### GICL AGGREGATOR PLATFORM

Route Optimization · Price Audits · Real-Time Tracking

← Capacity updates

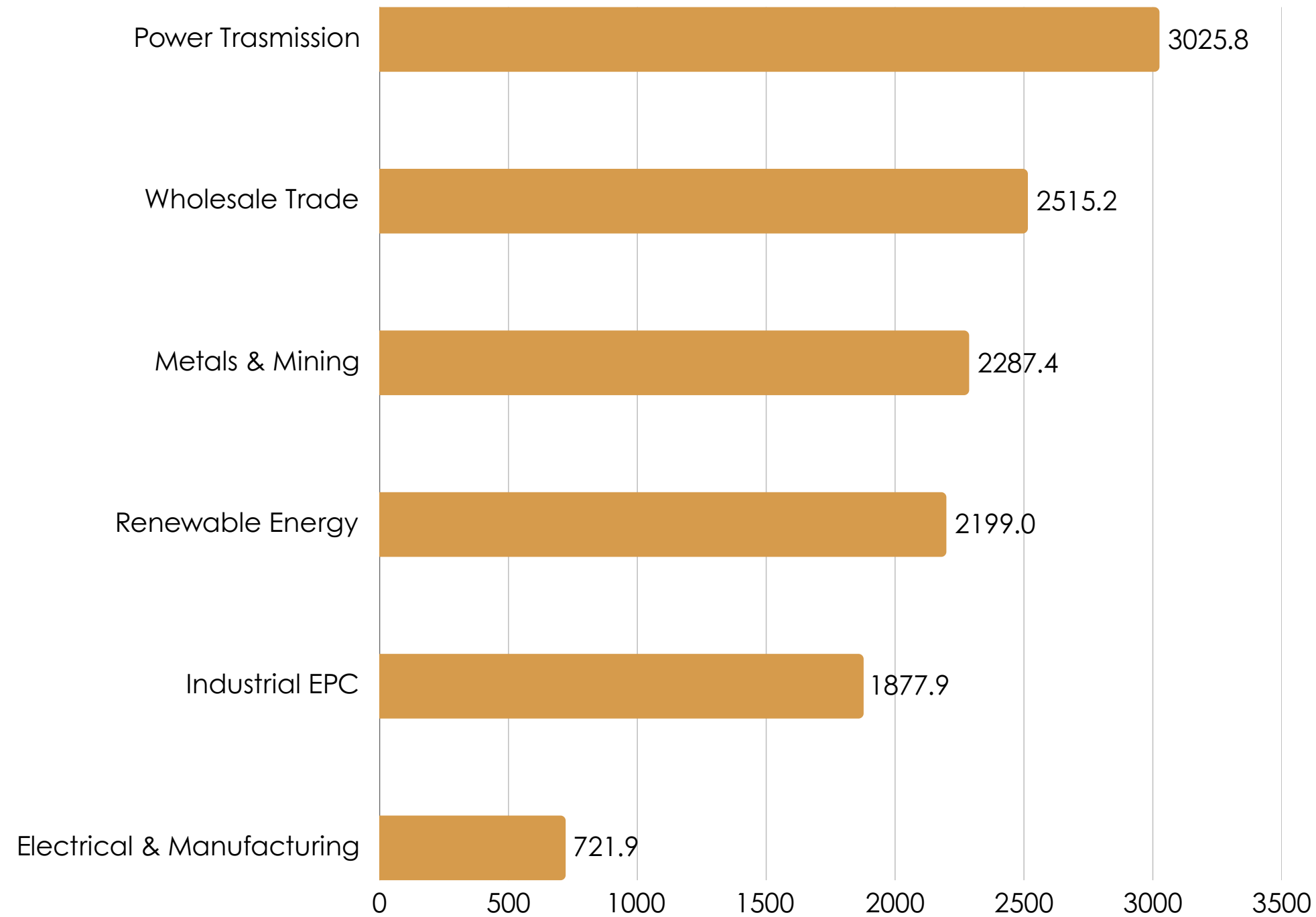
### VETTED FLEET OWNERS (THIRD PARTY)

2500+ Vehicles Managed Monthly & Scaled On Demand

# Top Accounts & Marquee Clients

Key industrial accounts and B2B corporate partnerships

SECTOR-WISE REVENUE: TOP 10 CLIENTS (₹ LAKHS)



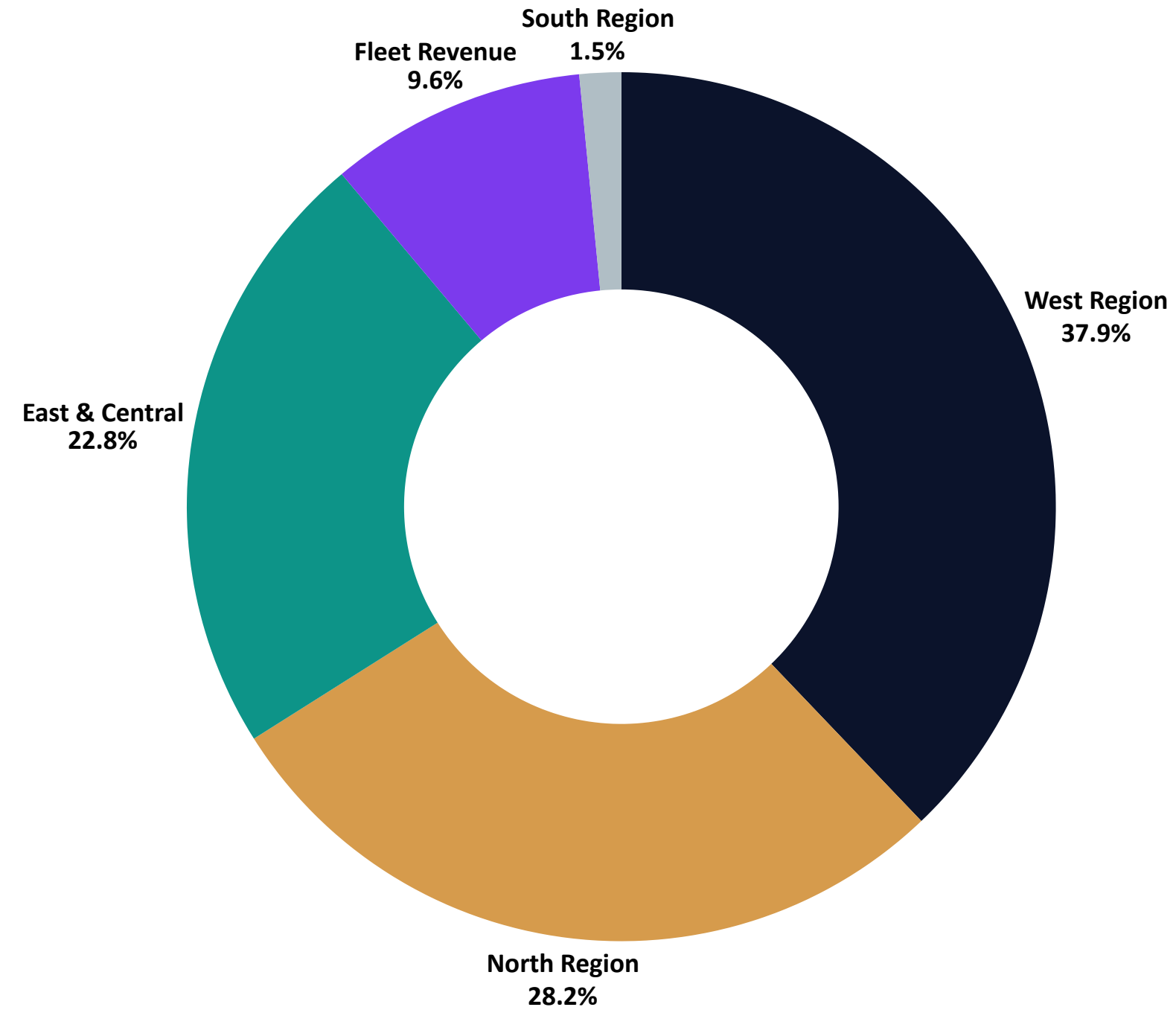
## Marquee Clients



# Physical Footprint: Regional Revenue Hubs

Concentration of dispatch revenues across strategic industrial centers

## REVENUE SHARE BY REGION



## TOP REVENUE-GENERATING CITIES

Region	Revenue (Lakhs)
North	₹4,602.1
East/Central	₹3,731.2
West	₹6,187.7
South	₹252.9
Fleet	₹1565.2

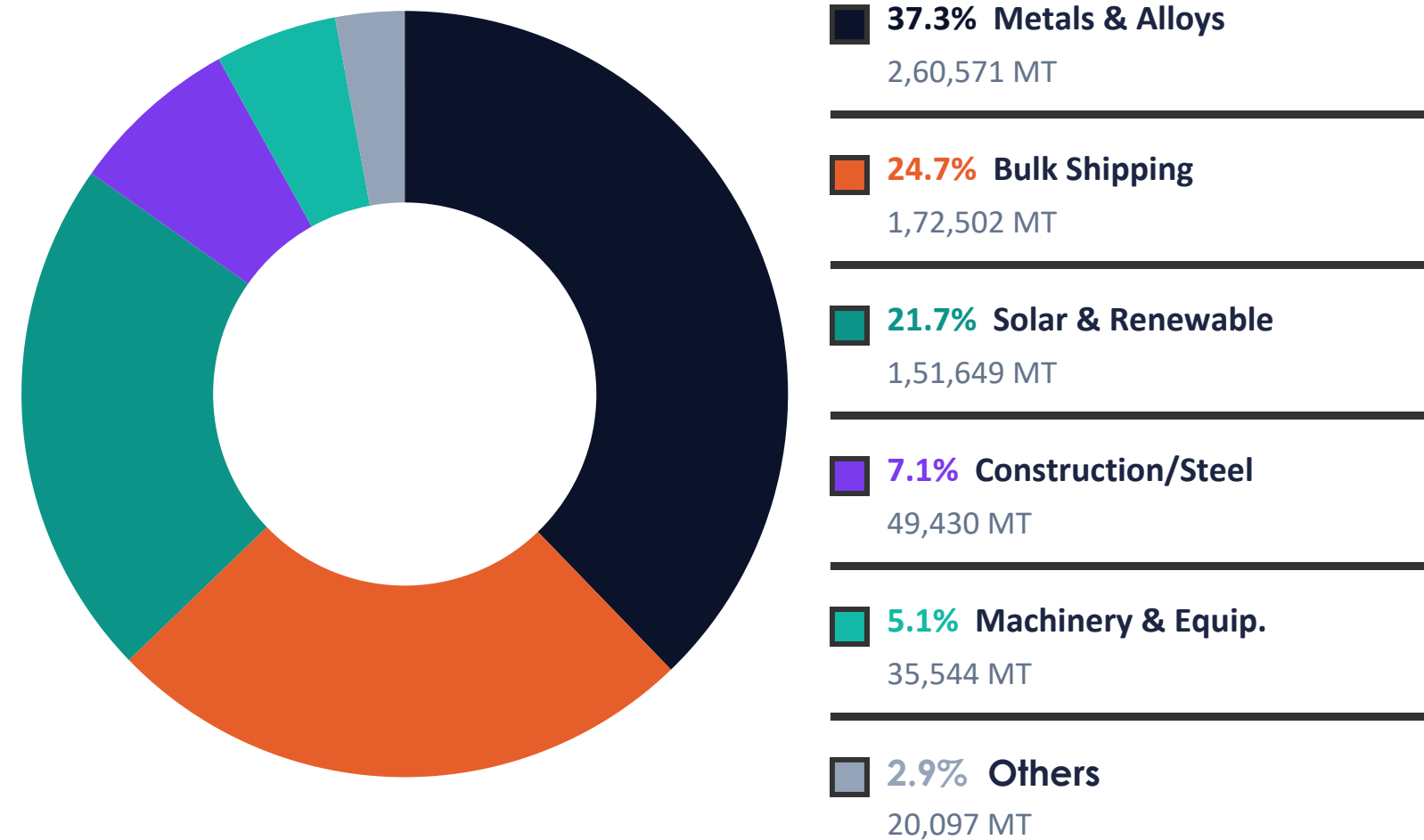
# Freight Volume & Commodity Mix

6,98,274 MT moved across 20,800 trips — Metals, Solar & Bulk Shipping dominate the freight portfolio

<b>TOTAL WEIGHT</b> <b>6,98,274 MT</b>	<b>TOTAL TRIPS</b> <b>20,800 Trips</b>	<b>AVG LOAD / TRIP</b> <b>33.6 MT</b>	<b>COMMODITY SKUS</b> <b>100+ Types</b>
---	---	--	--

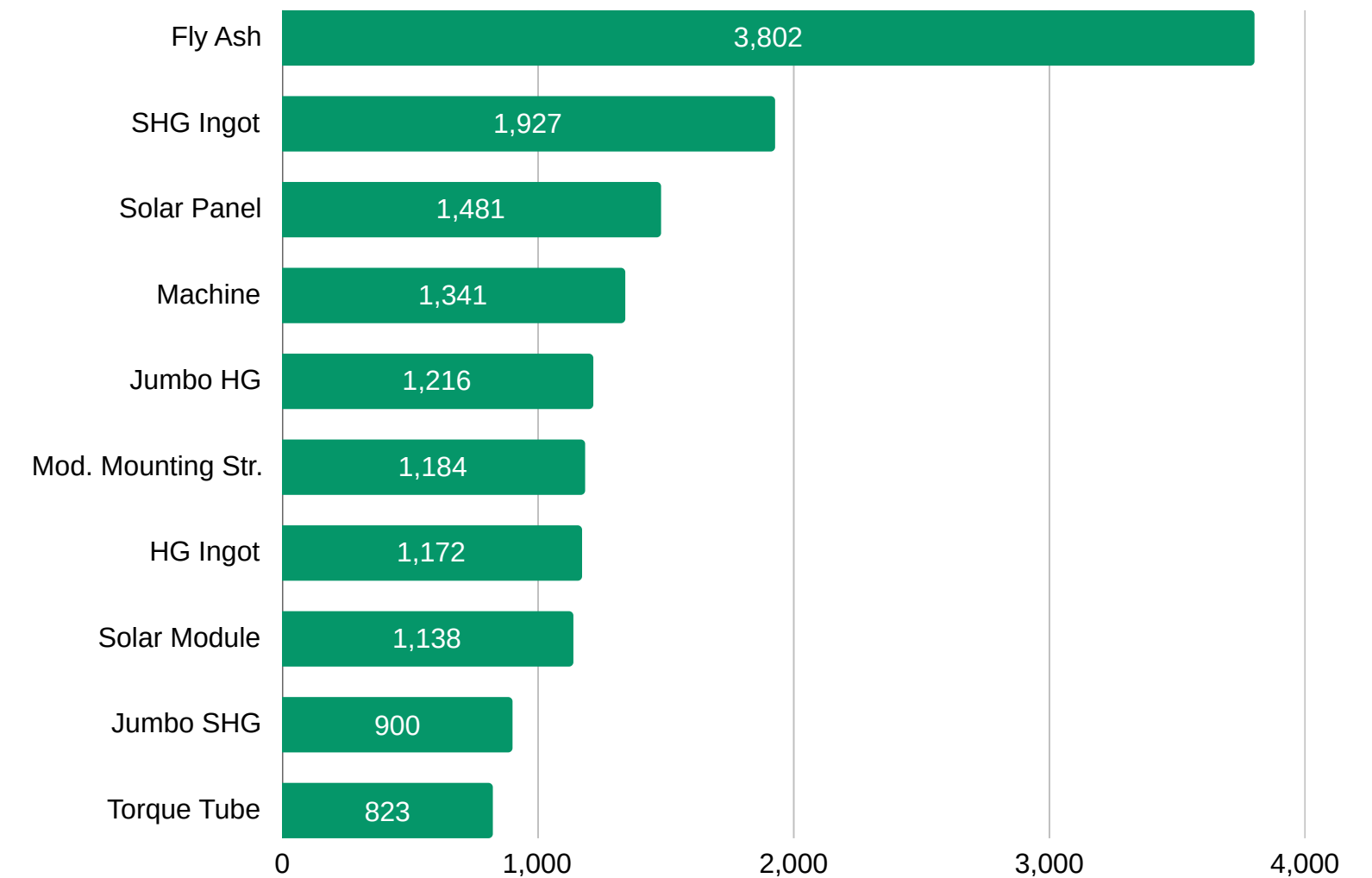
## INDUSTRY MIX BY WEIGHT

Share of total 6,98,274 MT by commodity industry



## TOP COMMODITIES BY TRIPS

Volume of haul trips per commodity — freight frequency & demand intensity



# Network Presence & Pincode Coverage

Pan-India logistics reach and regional branch distribution



— NETWORK COVERAGE / SERVICE REACH

**19K+** → **NATIONWIDE**

Pincodes Served      Pan-India Presence

Unlocking high-barrier supply chain corridors and cross-border customs clearances.

**CORPORATE HEADQUARTER**  
**JAIPUR, RAJASTHAN**

**KEY BRANCHES**

- MUMBAI
- DELHI/NCR
- AHMEDABAD
- BANGALORE
- HYDERABAD

• SECTION THREE

# Subsidiary Diversification

Real estate assets, hotel leases, Solar EPC, and dedicated lane fleets

2

Strategic Subsidiaries

56

Hotel Rooms

Solar EPC

Division

03

# Strategic Diversification

Unlocking shareholder value through a conglomerate subsidiary model

## FY2026 PROFIT CONTRIBUTION

**₹16.02 Cr**

PROFIT BEFORE TAX

**₹11.62 Cr**

PROFIT AFTER TAX

### TOTAL CONSOLIDATED NET PROFIT



● **Standalone Profit (Core)** **₹7.68 Cr**

Reflects core logistics, freight forwarding, and domestic aggregator operations (66.1% share).

● **Subsidiaries Contribution** **₹3.94 Cr**

Reflects high-margin real estate projects (Infratech) and solar EPC (Green Energy) (33.9% share).



**Strategic Hedge: Subsidiaries contribute ~34% of consolidated profits, providing high-margin cash flows that buffer spot transport cycles.**

## GLOBE INTERNATIONAL CARRIERS LTD.

Core Logistics & Freight Aggregator Platform

### GOVIND KRIPA INFRATECH

REAL ESTATE & HOSPITALITY

Premium residential developments and hospitality holdings generating high-margin cash flows.

Land asset synergy

### INTRAGLOBE GREEN ENERGY

SOLAR INFRASTRUCTURE & EPC

Turnkey solar installations for commercial and industrial B2B clients, helping secure corporate ESG mandates.

EPC logistics synergy

# Subsidiary Focus: Govind Kripa Infratech Private Ltd.

Unlocking cash flows through hospitality and residential projects

## REAL ESTATE & HOSPITALITY OVERVIEW

### Diversification Pivot:

Govind Kripa Infratech Private Limited serves as GICL's primary real estate and commercial holding arm, hedging cyclical logistics volatility.

### Hospitality Assets :

Premium 56-room hotel with OPO Hotels management, securing steady recurring lease-rental returns for GICL.

### Residential & Infrastructure:

Active mid-market development projects across Jaipur under GKB Builders, Developers & Real Homes.



## RESIDENTIAL DEVELOPMENT

# 6,00,000+

Sq. Ft. Completed

Total completed residential housing area across Jaipur projects.



## COMMERCIAL DEVELOPMENT

# 25,000+

Sq. Ft. Completed

Total completed commercial lease-retail space.

# Infratech Successful Projects Showcase

Detailed profiles of completed high-value residential projects



## GKB's Grace Prime

### Premium Residential Apartments

Completed premium multi-story housing in Jaipur with state-of-the-art amenities and optimized modern design structures.



## GKB's Marvel

### Luxury Urban Housing

A luxurious residential layout designed for high-density modern living, featuring spacious residential configurations.



## GKB's Urbanite

### Executive Mid-Market Housing

Centrally located residential flats targeted at urban working professionals. Highly liquid asset units with minimal capital lock-in.



## GKB's Sukhsamridhi

### Eco-Friendly Residential Project

A landmark green building housing township, integrating eco-friendly technologies, sewage recycling, and solar setups.

# Infratech Projects Gallery

Completed residential and hospitality developments in Jaipur

**GKB Grace Prime**



**GKB Sukh Samridhi**



**GKB Marvel**



**GKB Urbanite**

# Green Energy & Infratech Solutions

Corporate solar installations and dedicated real estate contracts

## B2B Solar

EPC Focus

## Scope-2

Emissions Offset

## Residential

Active Projects in Jaipur

## Jaipur

Primary Market

### INTRAGLOBE GREEN ENERGY PRIVATE LTD.

#### B2B Solar EPC:

Turnkey engineering, procurement, and construction for industrial solar units.

#### ESG Integration:

Offsets warehouse power demands and direct Scope-2 emissions. Boosts carbon metrics for institutional funds.

#### Cash Flows:

High-margin B2B contracts generate solid, cycle-resistant cash flows.

### GOVIND KRIPA INFRATECH PRIVATE LTD.

#### Property & Land Acquisition:

Engaged in buying, leasing, and dealing with immovable properties, including commercial plots, parks, resorts, and farms.

#### Site Development:

Focuses on preparing, constructing, and improving building sites to be sold outright.

#### Ongoing Projects:

Actively planning residential townships in Jaipur.

• SECTION FOUR

# Financial Performance

Unaudited quarterly earnings, balance sheets, cash ratios, and snapshots

**₹177 Cr**

Revenue FY26

**₹16 Cr**

PBT FY26

**₹12 Cr**

PAT FY26

04

# Financial & Business Snapshot

Record performance indicators for the fiscal year 2026

REVENUE

**₹177 Cr**

↑ +13% YoY

NET WORTH

**₹98 Cr**

↑ +66% YoY

EBITDA

**₹19 Cr**

↑ +113% YoY

ROCE

**15%**

↑ +4% YoY

PAT

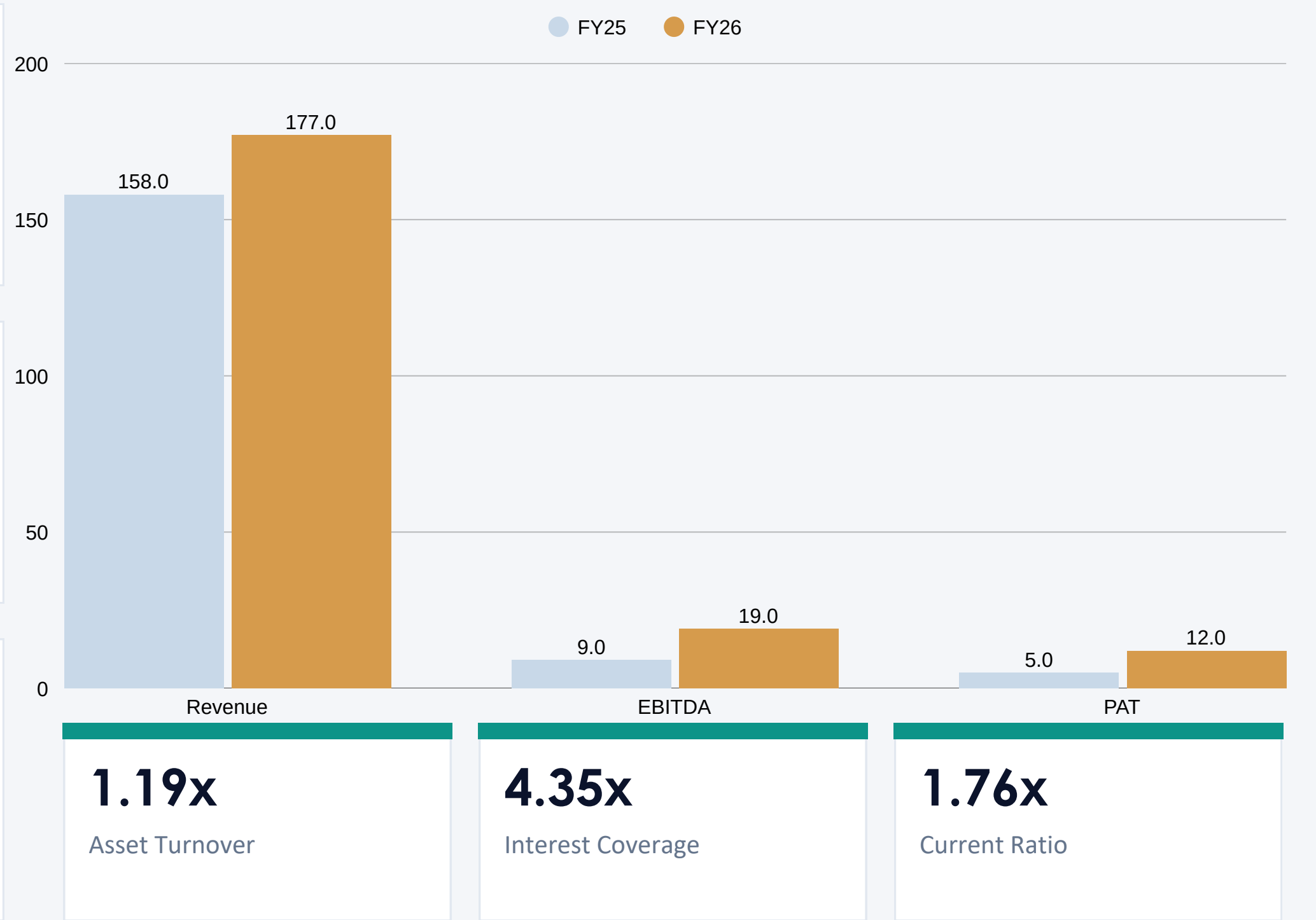
**₹12 Cr**

↑ +131% YoY

EPS

**₹1.06**

↑ +112% YoY



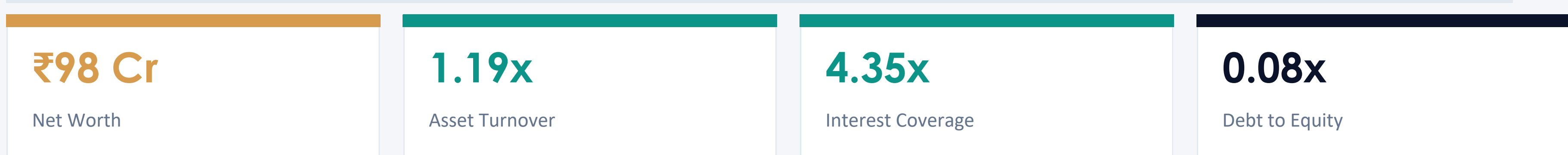
# Consolidated P&L Statement

Comparative performance for Q4 & FY26 (INR in Crores)

Particulars	Q4 PERFORMANCE					FULL YEAR SUMMARY		
	Q4FY26	Q4FY25	YoY %	Q3FY26	QoQ %	FY26	FY25	YoY %
<b>NET REVENUE</b>								
Revenue from Operations	54.65	48.11	13.59%	47.31	15.51%	174.93	156.66	11.66%
Other Income	1.41	0.01	14000.00%	0.19	642.11%	1.63	0.17	858.82%
<b>Total Revenue</b>	<b>56.06</b>	<b>48.12</b>	<b>16.50%</b>	<b>47.50</b>	<b>18.02%</b>	<b>176.56</b>	<b>156.83</b>	<b>12.58%</b>
<b>EXPENSES</b>								
Cost Of Material Consumed	0.12	0.08	50.00%	0.00	NA	0.12	0.08	50.00%
Freight, Handling & Servicing Cost	49.39	43.26	14.17%	34.62	42.66%	146.37	143.30	2.14%
Changes in Inventories	0.51	0.07	628.57%	0.31	64.52%	1.80	0.00	NA
Employee Benefits Expense	1.12	0.81	38.27%	1.13	-0.88%	4.10	2.78	47.48%
Finance Cost	1.22	0.69	76.81%	1.18	3.39%	4.76	2.29	107.86%
Depreciation & Amortisation Expense	0.13	0.10	30.00%	0.08	62.50%	0.38	0.41	-7.32%
Other Expenses	0.95	0.41	131.71%	1.07	-11.21%	3.10	1.37	126.28%
<b>Total Expense</b>	<b>53.44</b>	<b>45.42</b>	<b>17.66%</b>	<b>38.39</b>	<b>39.20%</b>	<b>160.63</b>	<b>150.23</b>	<b>6.92%</b>
<b>Profit Before Taxes (PBT)</b>	<b>2.62</b>	<b>2.70</b>	<b>-2.96%</b>	<b>9.11</b>	<b>-71.24%</b>	<b>15.93</b>	<b>6.60</b>	<b>141.36%</b>
<b>PBT Margin (%)</b>	<b>4.67%</b>	<b>5.61%</b>		<b>19.18%</b>		<b>9.02%</b>	<b>4.21%</b>	
Tax Expense	1.09	0.59		2.19		4.40	1.58	
<b>Profit After Tax (PAT)</b>	<b>1.53</b>	<b>2.11</b>	<b>-27.49%</b>	<b>6.92</b>	<b>-77.89%</b>	<b>11.53</b>	<b>5.02</b>	<b>129.68%</b>

# Balance Sheet & Cash Flows Summary

Capital structures and liquid reserves for strategic CAPEX



## BALANCE SHEET PROFILE

### Net Worth Expansion:

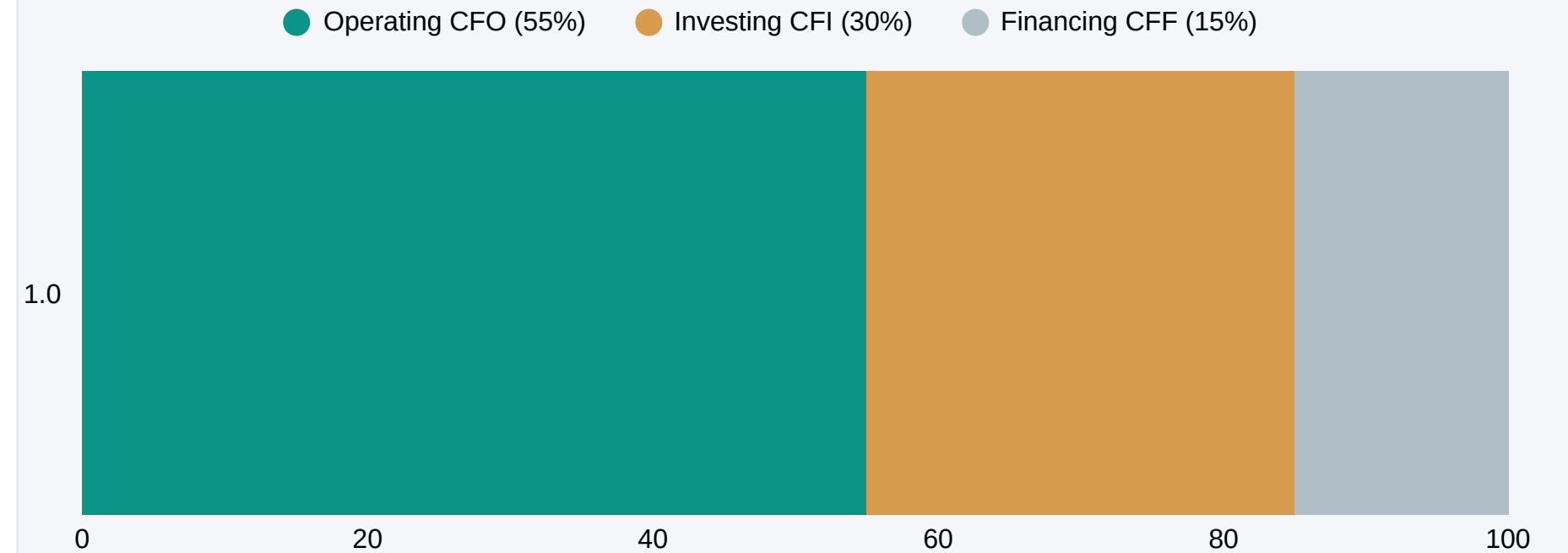
Grew to Rs. 98 Crore, supported by reserve reinvestments and Main Board migration capital.

### Debt Metrics:

Conservative leverage. Long-term borrowings secured by core operations cash flow coverages.

### Asset Allocations:

CAPEX in solar installations and warehouse hub expansions.



**Operating (55%):** High volume dispatch collections & optimized freight credit.

**Investing (30%):** Solar EPC setups & hotel asset upgrades.

**Financing (15%):** Debt service, loan repayments.

• SECTION FIVE

# Growth & Governance

Leadership, board composition, ESG metrics, and strategic expansions

**NSE**

Main Board Listed

**ISO**

9001:2015 Certified

**CRISIL**

SE-2B Rated

05

# CMD Leadership Profile

Executive background and outside directorship portfolio

## CHAIRMAN & MANAGING DIRECTOR



### Mr. Subhash Agrawal

Chairman & Managing Director

B.Tech in Civil Engineering (MREC Jaipur)  
40+ Years of Industrial Logistics Experience

- A visionary entrepreneur with over 40 years of leadership spanning logistics, real estate, infrastructure, and renewable energy. A Civil Engineering graduate from MNIT Jaipur (1986), Under his visionary stewardship spanning over three decades, he transformed a modest regional operation into a powerhouse with a PAN-India footprint.
- As Joint Secretary of CREDAI Rajasthan and a member of CII & NAREDCO India, he drives industry growth while actively sponsoring impactful philanthropic initiatives in education, employment and rural development.
- His crowning corporate achievement is guiding in GICL to become the very first logistics enterprise from Rajasthan to list on the National Stock Exchange (NSE) SME Platform.

## CMD CAREER TIMELINE

### Mr. Subhash Agrawal — Chairman & Managing Director

- 1986 Joined family transport, implementing modern route systems.
- 2010 Led GICL corporate consolidation and structuring.
- 2016 Spearheaded listing on NSE SME Emerge platform.
- 2024 Drove ESG diversification via Green Energy EPC.
- 2026 Guided GICL Main Board migration.

# Management Team & Board Governance

Key managerial personnel and independent board members overseeing operations

## EXECUTIVE MANAGEMENT & KMPs



**Surekha Agrawal**

**Whole-Time Director**

Graduate from Rajasthan University with 12+ years experience in Business Administration. Actively co-ordinates daily administrative and management operations.



**Shubham Agrawal**

**Executive Director**

B.Tech Engineer (VIT Vellore) with 6+ years experience in technology, real estate, logistics, and hospitality. Spearheads digital transformation initiatives.



**Saloni Agrawal**

**Chief Financial Officer**

Associated with GICL for 8+ years. Rich accounting and taxation skills, with 2 years prior corporate tax experience at Deloitte Haskins & Sells.



**Annu Khandelwal**

**Company Secretary**

CS & Certified CSR Professional with 9+ years experience in listed companies. Served as CS at Jhandewalas Foods Ltd. and Agribiotech Industries.

## INDEPENDENT & NON-EXECUTIVE DIRECTORS

**Mr. Suneel Sayarmal Mohnot**

**Non-Executive Independent Director**

- MBA Gold Medalist (Jodhpur) & M.Com.
- Over 36 years of rich corporate experience, including setting up the Auto Textiles Business at Reliance Industries.

**Mr. Sanjay Jindal**

**Non-Executive Independent Director**

- B.Tech in Civil Engineering (MNIT Jaipur).
- Over 35 years of engineering and infrastructure experience. Founder & Director of Orion Infra Consulting.

**Mr. Rajendra Kumar Agrawal**

**Non-Executive Independent Director**

- Civil Engineer from MNIT Jaipur combined with an L.L.B. (1978).
- Four decades public infrastructure experience, featuring 10+ years at RUIDP.
- Secured central grants, subsidies, and HUDCO loans for state infrastructure.



# The People Behind the Vision

Our experienced management team committed to executing our strategic future plans



# Awards & Industry Recognition

Independent verification of logistics capability and corporate execution



# End-to-End Case Study: Renewable Energy Logistics

Rapid mobilization of sensitive solar components for NTPC Pokhran

## THE CLIENT CHALLENGE

Transporting highly fragile solar modules across harsh desert terrains required absolute structural precision to avoid project commissioning delays:

- Solar PV cells are prone to micro-cracks from severe transit vibrations
- Operating in extreme desert terrains (high temperatures, dusty corridors)
- Strict turnaround timelines enforced by NTPC

## GICL EXECUTION & SOLUTION

### Massive Fleet Alignment:

Deployed a dedicated fleet of 250 heavy commercial trailers specifically fitted for the fragile load distribution of solar panels.

### High-Frequency Round Trips:

Meticulously coordinated 1,750 individual trips showcasing seamless supply chain synchronization and driver management.

### Flawless Safety Record:

Customized securing mechanisms ensured steady transit dynamics, resulting in zero major delays or safety incidents.

## CARGO LOGISTICS PROFILE

- Assignment: Secure transit of critical industrial Solar Modules
- Corridor: Bhaisla → Bhadla Solar Plant (Rajasthan)
- Client Mandate: Support India's booming green energy infrastructure

250

Trailers Deployed

1750

Completed Trips

0

Safety Incidents

# Safe Harbor & Regulatory Disclaimer

Legally vetted disclosure declarations regarding forward-looking forecasts

## SAFE HARBOR DECLARATION

This presentation has been prepared by Globe International Carriers Limited (GICL) solely for informational purposes and does not constitute an offer, solicitation, or recommendation to buy or sell any securities of the company.

This deck contains forward-looking statements regarding GICL's business prospects, operational milestones, strategic diversification (Govind Kripa Infratech Private Ltd. & Intraglobe Green Energy Private Ltd.), and financial estimates. These are based on current management expectations and subject to risks, market uncertainties and economic shifts.

Factors that could cause actual results to differ include changes in shipping tax rates, state border delays, fuel pricing, macro industrial production cuts, or credit terms with B2B clients. GICL assumes no obligation to update forward-looking statements.



# Thank You

For your time and  
continued trust in  
**Globe International Carriers Ltd**

## Registered Office

301-306, Prakash Deep complex, Near  
Mayank Trade Centre, Station Road,  
Jaipur, Rajasthan 302006

## Compliance Officer

Company Secretary : Annu Khandelwal  
Contact : [cs@gicl.co](mailto:cs@gicl.co)  
Web : [www.gicl.co](http://www.gicl.co)

## Investor Relations

**BlueChariot** (BlueChariot Investments)  
Contact : +91 95372 33411  
Mail : [ir@bluechariotinvestment.in](mailto:ir@bluechariotinvestment.in)  
Website : [www.bluechariotinvestment.in](http://www.bluechariotinvestment.in)